

OHIO MUNICIPAL JOINT SELF-INSURANCE POOL

**REGULAR AUDIT
WITH REQUIRED SUPPLEMENTAL INFORMATION**

For the Year Ended March 31, 2024



OHIO AUDITOR OF STATE
KEITH FABER



65 East State Street
Columbus, Ohio 43215
ContactUs@ohioauditor.gov
800-282-0370

Board of Directors
Ohio Municipal Joint Self Insurance Pool
600 East 96th Street, Suite 425
Indianapolis, IN 46240

We have reviewed the *Independent Auditor's Report* of the Ohio Municipal Joint Self Insurance Pool, prepared by Charles E. Harris & Associates, Inc., for the audit period April 1, 2023 through March 31, 2024. Based upon this review, we have accepted these reports in lieu of the audit required by Section 117.11, Revised Code. The Auditor of State did not audit the accompanying financial statements and, accordingly, we are unable to express, and do not express an opinion on them.

Our review was made in reference to the applicable sections of legislative criteria, as reflected by the Ohio Constitution, and the Revised Code, policies, procedures and guidelines of the Auditor of State, regulations and grant requirements. The Ohio Municipal Joint Self Insurance Pool is responsible for compliance with these laws and regulations.

A handwritten signature in black ink that reads 'Keith Faber'.

Keith Faber
Auditor of State
Columbus, Ohio

November 22, 2024

This page intentionally left blank.

OHIO MUNICIPAL JOINT SELF-INSURANCE POOL

Regular Audit with Required Supplemental Information
For the Fiscal Year Ended March 31, 2024

Table of Contents

| TITLE | PAGE |
|--|-------------|
| Independent Auditor's Report | 1 |
| Management's Discussion and Analysis..... | 4 |
| Basic Financial Statements: | |
| Balance Sheet..... | 9 |
| Statement of Income and Changes in Accumulated Surplus..... | 10 |
| Statement of Cash Flows..... | 11 |
| Notes to the Basic Financial Statements..... | 12 |
| Required Supplementary Information: | |
| Ten-Year Schedule of Claims Development Information..... | 17 |
| Independent Auditor's Report on Internal Control Over Financial Reporting and on Compliance and Other Matters Based on an Audit of Financial Statements Performed in Accordance with <i>Government Auditing Standards</i> | 18 |

This page intentionally left blank.

INDEPENDENT AUDITOR'S REPORT

Ohio Municipal Joint Self-Insurance Pool
600 E 96th Street Suite 425
Indianapolis, IN 46240

To the Board of Directors:

Report on the Audit of the Financial Statements

Opinion

We have audited the accompanying financial statements of the Ohio Municipal Joint Self-Insurance Pool (the Pool), which comprise the balance sheet as of and for the year ended March 31, 2024, and the related statement of income and changes in accumulated surplus and cash flows for the year then ended, and the related notes to the financial statements, which collectively comprise the Pool's basic financial statements as listed in the table of contents.

In our opinion, the accompanying financial statements referred to above present fairly, in all material respects, the financial position of the Pool as of March 31, 2024, and the respective changes in accumulated surplus and cash flows thereof for the fiscal year then ended in accordance with the accounting principles generally accepted in the United States of America.

Basis for Opinion

We conducted our audit in accordance with auditing standards generally accepted in the United States of America (GAAS) and the standards applicable to financial audits contained in *Government Auditing Standards*, issued by the Comptroller General of the United States. Our responsibilities under those standards are further described in the *Auditor's Responsibilities for the Audit of the Financial Statements* section of our report. We are required to be independent of the Pool, and to meet our other ethical responsibilities, in accordance with the relevant ethical requirements relating to our audit. We believe that the audit evidence we have obtained is sufficient and appropriate to provide a basis for our audit opinion.

Responsibilities of Management for the Financial Statements

Management is responsible for the preparation and fair presentation of these financial statements in accordance with accounting principles generally accepted in the United States of America; this includes the design, implementation, and maintenance of internal control relevant to the preparation and fair presentation of financial statements that are free from material misstatement, whether due to fraud or error.

In preparing the financial statements, management is required to evaluate whether there are conditions or events, considered in the aggregate, that raise substantial doubt about the Pool's ability to continue as a going concern for twelve months beyond the financial statement date, including any currently known information that may raise substantial doubt shortly thereafter.

Emphasis of Matter

As discussed in Note 8 to the financial statements, the Pool closed operations effective March 31, 2024 as approved by the Board on February 2, 2024. We did not modify our opinion regarding this matter.

Auditor's Responsibility for the Audit of the Financial Statements

Our objectives are to obtain reasonable assurance about whether the financial statements as a whole are free from material misstatement, whether due to fraud or error, and to issue an auditor's report that includes our opinion. Reasonable assurance is a high level of assurance but is not absolute assurance and therefore is not a guarantee that an audit conducted in accordance with GAAS and *Government Auditing Standards* will always detect a material misstatement when it exists. The risk of not detecting a material misstatement resulting from fraud is higher than for one resulting from error, as fraud may involve collusion, forgery, intentional omissions, misrepresentations, or the override of internal control. Misstatements are considered material if there is a substantial likelihood that, individually or in the aggregate, they would influence the judgment made by a reasonable user based on the financial statements.

In performing an audit in accordance with GAAS and *Government Auditing Standards*, we

- exercise professional judgment and maintain professional skepticism throughout the audit.
- identify and assess the risks of material misstatement of the financial statements, whether due to fraud or error, and design and perform audit procedures responsive to those risks. Such procedures include examining, on a test basis, evidence regarding the amounts and disclosures in the financial statements.
- obtain an understanding of internal control relevant to the audit in order to design audit procedures that are appropriate in the circumstances, but not for the purpose of expressing an opinion on the effectiveness of the Pool's internal control. Accordingly, no such opinion is expressed.
- evaluate the appropriateness of accounting policies used and the reasonableness of significant accounting estimates made by management, as well as evaluate the overall presentation of the financial statements.
- conclude whether, in our judgment, there are conditions or events, considered in the aggregate, that raise substantial doubt about the Pool's ability to continue as a going concern for a reasonable period of time.


We are required to communicate with those charged with governance regarding, among other matters, the planned scope and timing of the audit, significant audit findings, and certain internal control-related matters that we identified during the audit.

Required Supplementary Information

Accounting principles generally accepted in the United States of America require that the management's discussion and analysis and schedule of claims development be presented to supplement the basic financial statements. Such information is the responsibility of management and, although not a part of the basic financial statements, is required by the Governmental Accounting Standards Board who considers it to be an essential part of financial reporting for placing the basic financial statements in an appropriate operational, economic, or historical context. We have applied certain limited procedures to the required supplementary information in accordance with auditing standards generally accepted in the United States of America, which consisted of inquiries of management about the methods of preparing the information and comparing the information for consistency with management's responses to our inquiries, the basic financial statements, and other knowledge we obtained during our audit of the basic financial statements. We do not express an opinion or provide any assurance on the information because the limited procedures do not provide us with sufficient evidence to express an opinion or provide any assurance.

Other Reporting Required by Government Auditing Standards

In accordance with *Government Auditing Standards*, we have also issued our report dated September 30, 2024, on our consideration of the Pool's internal control over financial reporting and our tests of its compliance with certain provisions of laws, regulations, contracts and grant agreements and other matters. The purpose of that report is solely to describe the scope of our testing of internal control over financial reporting and compliance and the results of that testing, and not to provide an opinion on the effectiveness of the Pool's internal control over financial reporting or on compliance. That report is an integral part of an audit performed in accordance with *Government Auditing Standards* in considering the Pool's internal control over financial reporting and compliance.



Charles E. Harris & Associates, Inc.
September 30, 2024

Ohio Municipal Joint Self Insurance Pool

Management Discussion and Analysis For the Fiscal Year Ended March 31, 2024 (Unaudited)

This section of the Ohio Municipal Joint Self Insurance Pool's (the Pool) financial statement contains a discussion and analysis by management of the financial results for the fiscal year ending March 31, 2024.

Content of this unaudited financial report is broken into three sections: *management discussions and analysis* (this section), the *basic financial statements* (including footnotes), and *required supplementary information*.

Financial Highlights

The table below provides a summary of the Pool's assets and liabilities for the fiscal years 2024 and 2023.

| | 2024 | 2023 |
|---|--------------|------------|
| Assets | | |
| Cash and cash equivalents | \$ 612,610 | \$ 504,816 |
| Member contributions receivable | 2,035,448 | 337,113 |
| Total assets | 2,648,058 | 841,929 |
| Liabilities and accumulated surplus | | |
| Losses and loss adjustment expenses payable | 208,600 | 637,154 |
| Great American reinsurance due | 2,200,000 | - |
| Member contributions received in advance | - | 378,987 |
| Administrator, sponsor fees and commissions payable | 8,510 | 13,482 |
| Total liabilities | 2,417,110 | 1,029,623 |
| Accumulated surplus / (deficit) | 230,948 | (187,694) |
| Total liabilities and accumulated surplus | \$ 2,648,058 | \$ 841,929 |

Ohio Municipal Joint Self Insurance Pool

Management Discussion and Analysis For the Fiscal Year Ended March 31, 2024 (Unaudited)

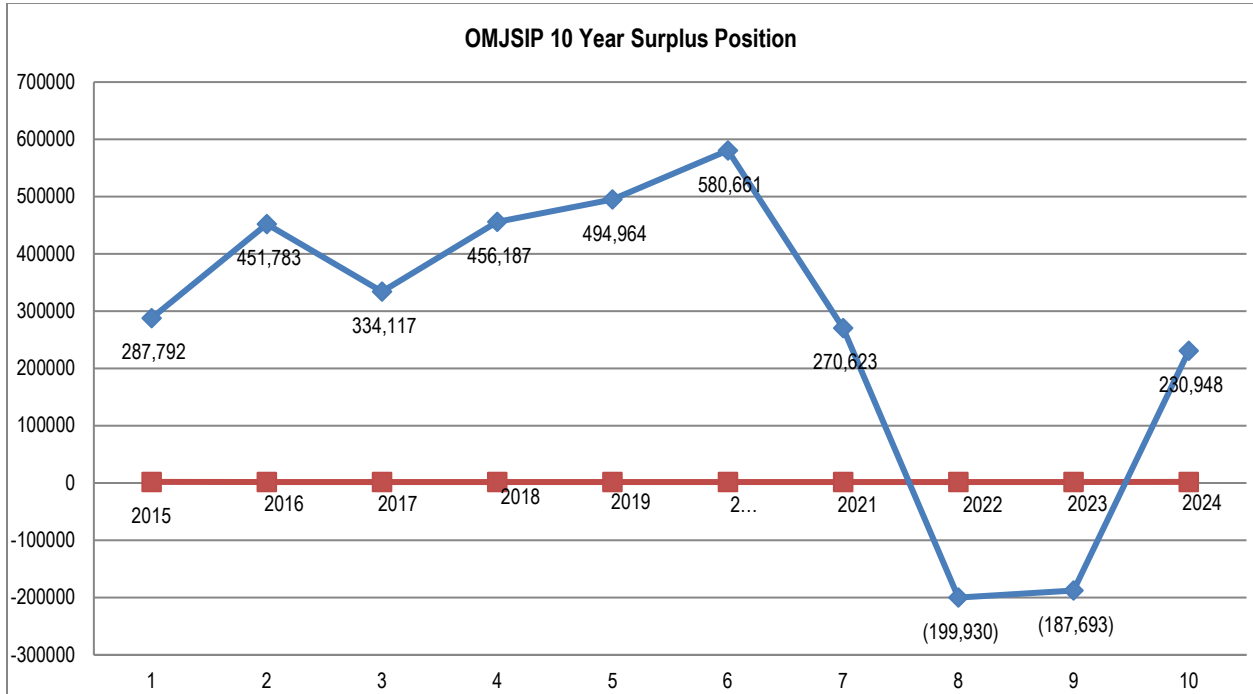
Key financial highlights for fiscal year 2024 are as follows:

- The OMJSP Pool Board voted to cease operations and all members' policies were not renewed as of April 1st, 2024. The Pool entered into a loss portfolio transfer casualty reinsurance agreement with Great American Insurance Company effective March 31, 2024. Covered known and unknown liability claims of Pool members are now 100% reinsured by Great American. As of March 31, 2024, property claim payments and related reserves will appear on the income statement and balance sheet.
- In addition, it has been determined by management and the Pool's consulting actuary, that due to the pool non-renewing all member policies as well as entering in to a loss portfolio transfer reinsurance agreement, that a determination by the consulting actuaries of outstanding loss reserves and IBNR is no longer beneficial or necessary.
- Cash, cash equivalents, investments, and net increased by 21% or \$107,794 to \$612,610 and member contribution receivable increased 504%, or \$1,698,335 to \$2,035,448 in 2024. Member contributions received in advance was \$2,200,000 at March 31, 2024, which was mostly from liability reinsurance assessments. The Pool's total assets increased \$1,806,129 or 215% to \$2,648,058 in 2024.
- The Pool's losses and loss expenses reserves decreased 67%, from \$637,154 in 2023 to \$208,600 in 2024. The Pool's consulting actuary determined that the total loss reserves, including an allocation for incurred but not reported losses, were reasonable and fell within the consulting actuary's acceptable range for unpaid losses and loss adjustment expense.
- Member's accumulated deficit of \$187,694 in 2023 was eliminated as the Pool showed an accumulated surplus position of \$230,948 in 2024.
- The Pool has received a determination letter from the Internal Revenue Service indicating that the Pool's income is excludable from taxation. As such the tax returns filed annually indicate no tax liability is due.

Ohio Municipal Joint Self Insurance Pool

Management Discussion and Analysis For the Fiscal Year Ended March 31, 2024 (Unaudited)

The Pool's surplus position for the last ten fiscal years is as follows:



Ohio Municipal Joint Self Insurance Pool

Management Discussion and Analysis For the Fiscal Year Ended March 31, 2024 (Unaudited)

Statement of Income and Expenses

The table below provides a summary of the Pool's income statement for the fiscal years 2024 and 2023.

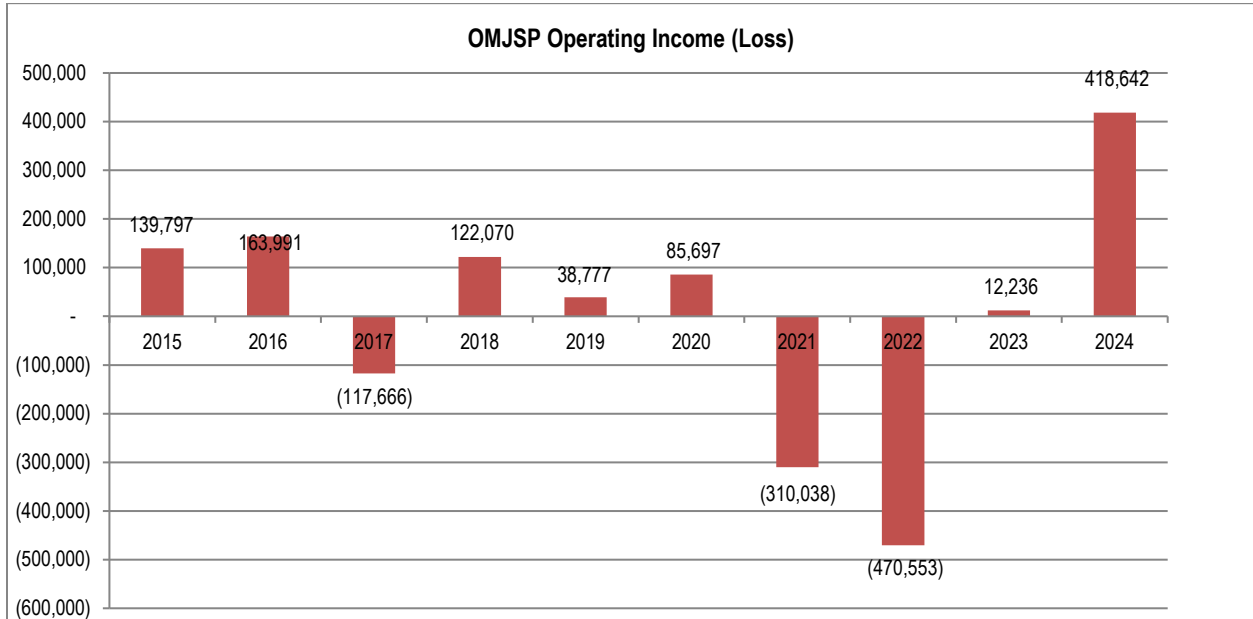
| | Years Ended March 31 | |
|---|----------------------|------------------|
| | 2024 | 2023 |
| Revenues | | |
| Gross written contributions | \$ 1,987,460 | \$ 2,061,253 |
| Member surplus contributions | 617,814 | 476,759 |
| Investment income | 35,140 | 12,973 |
| Reinsurance premiums | (1,121,642) | (1,105,170) |
| Total | 1,518,772 | 1,445,815 |
| Expenses | | |
| Losses and loss adjustment expenses | 2,021,499 | 975,052 |
| Ceded losses recovered | (99,103) | (46,610) |
| LPT Reinsurance Expense | (1,264,475) | - |
| Administrator, sponsor fees and commissions | 363,547 | 448,888 |
| Professional fees | 62,321 | 45,809 |
| Other expenses | 16,341 | 10,440 |
| Total | 1,100,130 | 1,433,579 |
| Net Income | <u>\$ 418,642</u> | <u>\$ 12,236</u> |

- The Pool's gross contribution revenue decreased slightly, reaching \$1,987,460 in 2024 as compared to \$2,061,253 in 2023. Member Surplus contributions increased 30% or \$141,055 to \$617,814 in 2024 as compared to \$476,759 in 2023. Total net revenues after the deduction for reinsurance expenses increased by 5%, or \$72,957, in 2024.
- The Pool experienced unfavorable loss experience as net claim loss and loss adjustment expenses increased by 107% or \$1,046,447, to \$2,021,499 in 2024 compared to \$975,052 in 2023.
- Commissions and administration fee expense decreased by 19%, or \$85,341 in 2024.

Ohio Municipal Joint Self Insurance Pool

Management Discussion and Analysis For the Fiscal Year Ended March 31, 2024 (Unaudited)

The Pool's operating income (loss) for the last ten fiscal years is as follows:



OHIO MUNICIPAL JOINT SELF-INSURANCE POOL

BALANCE SHEET

| | March 31 |
|---|----------------------------|
| | <u>2024</u> |
| Assets | |
| Cash and cash equivalents | \$ 612,610 |
| Member contributions receivable | <u>2,035,448</u> |
| Total assets | 2,648,058 |
| Liabilities and accumulated surplus | |
| Losses and loss adjustment expenses payable | 208,600 |
| Great American reinsurance due | 2,200,000 |
| Administrator, sponsor fees and commissions payable | <u>8,510</u> |
| Total liabilities | <u>2,417,110</u> |
| Accumulated surplus / (deficit) | <u>230,948</u> |
| Total liabilities and accumulated surplus | <u><u>\$ 2,648,058</u></u> |

See accompanying notes to the financial statements.

OHIO MUNICIPAL JOINT SELF-INSURANCE POOL

STATEMENT OF INCOME AND CHANGES IN ACCUMULATED SURPLUS

| | Year Ended March 31 |
|--|--------------------------|
| | <u>2024</u> |
| Operating revenues: | |
| Gross written contributions | \$ 1,987,460 |
| Member surplus contributions | 617,814 |
| Reinsurance premiums | <u>(1,121,642)</u> |
| | 1,483,632 |
| Program expenses: | |
| Losses and loss adjustment expenses | 2,021,499 |
| Ceded losses recovered | (99,103) |
| LPT Reinsurance Expense | <u>(1,264,475)</u> |
| | 657,921 |
| Management and administrative expenses: | |
| Administrator, sponsor fees and commissions | 363,547 |
| Professional fees | 62,321 |
| Other expenses | <u>16,341</u> |
| Total operating expenses | <u>1,100,130</u> |
| Operating (loss) income | 383,502 |
| Non-operating revenues: | |
| Investment income | <u>35,140</u> |
| Net (decrease) increase in accumulated surplus | 418,642 |
| Accumulated surplus, beginning of year | <u>(187,694)</u> |
| Accumulated surplus, end of year | <u><u>\$ 230,948</u></u> |

See accompanying notes to the financial statements.

OHIO MUNICIPAL JOINT SELF-INSURANCE POOL

STATEMENT OF CASH FLOWS

| | Year Ended March 31 |
|---|------------------------|
| | <u>2024</u> |
| Operating activities | |
| Member and surplus contributions received | \$ 1,256,475 |
| Reinsurance premiums paid | (1,671,082) |
| Loss and allocated expenses paid, net of deductibles collected | 519,775 |
| Reinsurance, salvage and subrogation recoveries received | 325,917 |
| Administrator, sponsor fees and commissions paid | (181,922) |
| Professional fees paid | (105,431) |
| Other expenses | (71,078) |
| Net cash uses by operating activities | <u>72,654</u> |
| Investing activities | |
| Investment income | 35,140 |
| Net cash provided by investing activities | <u>35,140</u> |
| Net changes in cash and cash equivalents | 107,794 |
| Cash and cash equivalents at beginning of the year | <u>504,816</u> |
| Cash and cash equivalents at end of the year | <u>\$ 612,610</u> |
| Reconciliation of net income to net cash used by operating activities: | |
| Operating income | 383,502 |
| Cash used by operating activities: | |
| Changes in operating assets and liabilities: | |
| Member contributions receivable | (1,698,335) |
| Losses and loss expenses payable | (428,554) |
| Member contributions received in advance | 1,821,013 |
| Administrator, sponsor fees and commissions payable | <u>(4,972)</u> |
| Net cash used by operating activities | <u>\$ 72,654</u> |

See accompanying notes to the financial statements.

Ohio Municipal Joint Self-Insurance Pool

Notes to the Financial Statements
March 31, 2024

1. Organization and Significant Accounting Policies

Organization

The Ohio Municipal Joint Self-Insurance Pool (the “Pool”) is an unincorporated nonprofit association which provides a program of property and casualty self-insurance for its member organizations. Membership is restricted to municipal corporations and their instrumentalities in the State of Ohio. Under the terms of the membership agreement, members are subject to a supplemental assessment or a refund, depending on the Pool’s underwriting results for each coverage year.

Basis of Presentation

The Pool accounts for its activities in an enterprise fund and the accompanying financial statements have been prepared in conformity with accounting principles generally accepted in the United States of America (“GAAP”), if they do not conflict or contradict statements issued by the Government Accounting Standards Board (“GASB”). GASB Statement No. 10 *Accounting and Financial Reporting for Risk Financing and Related Insurance Issues* provides standards for accounting and reporting that apply to public entity risk pools.

Use of Estimates

The preparation of financial statements requires management to make estimates and assumptions that affect amounts reported in the financial statements and accompanying notes. Such estimates and assumptions could change in the future as more information becomes known, which could impact the amounts reported and disclosed herein.

Cash and Cash Equivalents

All short-term investments with maturities of three months or less when purchased are classified as cash and cash equivalents and are stated at cost, which approximates market.

Losses and Loss Adjustment Expenses Payable

The liabilities for losses and loss adjustment expenses and incurred but not reported claims are estimated based on historical information and claim experience and represent management’s best estimate of the ultimate cost of claims. Because the ultimate claim costs can be affected by factors such as inflation, legal settlements and damage awards, the estimation process includes considerable variability. Management believes that the recorded liabilities are adequate. The estimates are continually reviewed and updated as experience develops, or new information becomes known; such adjustments are reflected in current operations.

Ohio Municipal Joint Self-Insurance Pool

Notes to the Financial Statements
March 31, 2024

1. Organization and Significant Accounting Policies (continued)

Revenue Recognition

Policies are billed on an annual basis. Members are charged a contribution for the insurance coverage(s) provided by the Pool, which is recognized as revenue ratably over the term of the policy (one year). The amount of the contribution is dependent on underwriting factors such as past claim experience, rating and market and competitive factors.

Concentrations of Credit Risk

All written and surplus contributions are received from cities and municipalities in the State of Ohio.

Income Taxes

The Internal Revenue Service (“IRC”) has determined that the Pool is performing an essential governmental function within the provisions of IRC Section 115 and qualifies as a non-taxable entity, therefore is exempt from filing returns.

2. Concentration of Risk

Cash and cash equivalents represent demand deposits and short-term investments held in three accounts at a commercial bank. Custodial credit risk is the risk that depositor’s funds may be lost in the event of a bank failure. Deposits at the Pool’s financial institutions are insured by the Federal Deposit Insurance Corporation up to \$250,000. The Pool has not experienced any losses in its deposits and management believes it is not exposed to any significant risk to its cash and investments. On March 31, 2024, the Pool’s uninsured cash balances totaled \$161,253. To limit its interest rate and credit risk, the Pool invests only in short-term cash and short-term investments with a maturity of two years or less. The Pool has not established a limit on the amount of funds that may be invested with any one institution.

Ohio Municipal Joint Self-Insurance Pool

Notes to the Financial Statements March 31, 2024

3. Administrative Services Agreement

The Pool has outsourced its administrative functions to ONB Benefits Administrations LLC DBA JWF Specialty Company (“JWF”), a third-party administrator located in Indiana, under a service agreement effective 2001 and renewable yearly. In accordance with the agreement, JWF performs all policy management, underwriting, billing, claims management and payment functions and financial management for the Pool, and is paid a fee based on a percentage of written contribution. Administrative expenses incurred in connection with this agreement totaled \$181,672 for the year ended March 31, 2024, and are included in administrator, sponsor fees and commissions in the accompanying statements of income and changes in accumulated surplus.

4. Reinsurance

The Pool cedes portions of its gross written contributions to a reinsurer under excess reinsurance agreements to limit its losses. Treaty basis excess of loss contracts in-force protect the Pool against losses over the retention level. On March 31, 2024, the Pool’s retention levels are \$100,000 for property and casualty coverages, respectively.

The effect of ceded reinsurance on contributions earned and losses paid for the year ended March 31 is as follows:

| | <u>2024</u> |
|--------------------------------|--------------|
| Reinsurance expense | \$ 1,121,642 |
| Ceded losses and loss expenses | 240,908 |

The Pool remains liable to the extent the reinsuring companies are unable to meet their contractual obligations under reinsurance agreements.

Ohio Municipal Joint Self-Insurance Pool

Notes to the Financial Statements March 31, 2024

5. Losses and Loss Adjustment Expenses Payable

The following table provides a reconciliation of the beginning and ending balances of the liability for losses and loss adjustment expenses:

| | <u>2024</u> |
|-----------------------------|-------------------|
| Balance on April 1 | \$ 637,154 |
| Losses incurred related to: | |
| Current year | 370,206 |
| Prior years | 287,715 |
| Total losses incurred | <u>657,921</u> |
| Paid related to: | |
| Current year | 611,349 |
| Prior years | 475,126 |
| Total paid | <u>1,086,475</u> |
| Balance on March 31 | <u>\$ 208,600</u> |

Losses incurred related to prior years vary from previously estimated liabilities as the claims are ultimately settled. The changes in amounts incurred related to prior years are the result of the adverse development of settled and open claims.

Losses and loss adjustment expenses payable include a reserve credit for policy deductible amounts billed to the insured. Reserve credits taken for these deductible amounts on March 31 are as follows:

| | <u>2024</u> |
|-------------------------|-------------------|
| Deductibles receivable | \$ 56,533 |
| Deductibles recoverable | 153,474 |
| | <u>\$ 210,007</u> |

Ohio Municipal Joint Self-Insurance Pool

Notes to the Financial Statements March 31, 2024

6. Functional Classification of Expenses

Functional classification of expenses for the Pool for the year ended March 31, 2024 consisted of the following:

| | 2024 |
|--|---------------------|
| Program (claims, net of LPT Reinsurance Expense) | \$ 657,921 |
| Management and administrative | 442,209 |
| Total operating expenses | <u>\$ 1,100,130</u> |

7. Liquidity

The Pool had \$2,648,058 of financial assets available within one year of the balance sheet date to meet cash needs for general expenditures consisting of cash of \$612,610 and member contributions receivable of \$2,035,448 as of March 31, 2024. All the Pool's financial assets are to be used to pay claims and operating expenses.

The Pool is funded by member contributions. The Pool must maintain adequate resources to cover claims and operating expenses. As part of its liquidity management, the Pool has the statutory authority to assess the members for surplus deficiencies. Also, as a part of its liquidity management, the Pool has a policy to structure its financial assets to be available as general expenditures, liabilities, and other obligations become due. The Pool invests its cash more than its daily needs in short-term investments to receive a better return on investment as opposed to leaving cash in a lower yielding checking account. In the event of an unanticipated liquidity need, the Pool has the capability to withdraw cash and liquidate short-term investments as needed.

8. Subsequent Events

In accordance with ASC 855 Subsequent Events, the Pool evaluated subsequent events through September 30, 2024, the date these financial statements were available to be issued.

9. Ceased Operations

The Pool Board voted to cease operations effective March 31, 2024. It transferred its loss portfolio casualty insurance with the Great American Insurance Company effective March 31, 2024. Covered known and unknown liability claims of Pool members are now 100% reinsured by Great American Insurance Company.

Ohio Municipal Joint Self-Insurance Pool

Ten-Year Schedule of Claims Development Information

| | 2015 | 2016 | 2017 | 2018 | 2019 | 2020 | 2021 | 2022 | 2023 | 2024 |
|---|--------------|-------------|-------------|-------------|-------------|-------------|-------------|-------------|-------------|-------------|
| Gross Written premium | \$ 1,993,215 | 2,197,303 | 2,262,144 | 2,217,226 | 2,204,426 | 2,205,496 | 2,257,717 | 2,132,505 | 2,061,253 | 1,987,460 |
| Earned Revenue | \$ 2,354,458 | 2,418,046 | 2,551,763 | 2,572,652 | 2,557,617 | 2,557,568 | 2,623,788 | 2,473,189 | 2,538,012 | 2,605,274 |
| less Ceded | (850,915) | (941,139) | (1,044,710) | (1,002,216) | (939,436) | (937,317) | (1,056,427) | (1,102,849) | (1,105,170) | (1,121,642) |
| Net earned | 1,503,543 | 1,476,907 | 1,507,053 | 1,570,436 | 1,618,181 | 1,620,251 | 1,567,361 | 1,370,340 | 1,432,842 | 1,483,632 |
| non-claim Expenses | 613,926 | 705,211 | 634,783 | 626,936 | 633,775 | 569,375 | 549,502 | 506,289 | 505,138 | 442,209 |
| <i>Incurred loss and loss adjustment expenses</i> | | | | | | | | | | |
| | 2015 | 2016 | 2017 | 2018 | 2019 | 2020 | 2021 | 2022 | 2023 | 2024 |
| End of Policy Year | \$ 477,702 | 398,785 | 393,160 | 642,843 | 732,023 | 423,709 | 823,166 | 945,667 | 878,116 | 1,562,453 |
| End of first year | 586,607 | 582,665 | 539,153 | 883,105 | 994,361 | 566,923 | 1,215,045 | 1,115,937 | 1,261,680 | |
| End of second year | 660,148 | 789,917 | 571,498 | 955,353 | 1,136,551 | 625,951 | 1,262,232 | 1,138,234 | | |
| End of third year | 634,910 | 809,692 | 733,555 | 933,178 | 1,189,277 | 621,783 | 1,466,175 | | | |
| End of fourth year | 629,860 | 835,319 | 714,723 | 951,333 | 1,219,227 | 599,828 | | | | |
| End of fifth year | 629,134 | 831,404 | 734,903 | 956,031 | 1,289,226 | | | | | |
| End of sixth year | 629,134 | 831,404 | 732,403 | 985,856 | | | | | | |
| End of seventh year | 629,134 | 831,404 | 744,903 | | | | | | | |
| End of eighth year | 629,134 | 831,404 | | | | | | | | |
| End of 9th year | 629,134 | | | | | | | | | |
| End of 10th year | 629,134 | | | | | | | | | |
| <i>Paid losses and loss adjustment expenses (cumulative) as of</i> | | | | | | | | | | |
| | 2015 | 2016 | 2017 | 2018 | 2019 | 2020 | 2021 | 2022 | 2023 | 2024 |
| End of Policy Year | \$ 266,618 | 240,611 | 244,243 | 456,222 | 391,534 | 327,918 | 536,625 | 549,814 | 457,289 | 633,604 |
| End of first year | 485,794 | 410,484 | 448,003 | 744,151 | 775,651 | 499,707 | 851,053 | 910,247 | 765,228 | |
| End of second year | 577,777 | 562,003 | 471,531 | 909,927 | 1,025,647 | 528,787 | 1,039,532 | 994,708 | | |
| End of third year | 627,812 | 775,984 | 690,073 | 924,661 | 1,158,569 | 566,758 | 1,170,840 | | | |
| End of fourth year | 629,134 | 813,120 | 691,424 | 929,632 | 1,192,086 | 595,355 | | | | |
| End of fifth year | 629,134 | 831,404 | 712,915 | 936,031 | 1,199,598 | | | | | |
| End of sixth year | 629,134 | 831,404 | 722,381 | 963,761 | | | | | | |
| End of seventh year | 629,134 | 831,404 | 733,664 | | | | | | | |
| End of eighth year | 629,134 | 831,404 | | | | | | | | |
| End of 9th year | 629,134 | | | | | | | | | |
| End of 10th year | 629,134 | | | | | | | | | |

Charles E. Harris & Associates, Inc.

Certified Public Accountants

**INDEPENDENT AUDITOR'S REPORT ON INTERNAL CONTROL OVER
FINANCIAL REPORTING AND ON COMPLIANCE AND OTHER MATTERS
BASED ON AN AUDIT OF FINANCIAL STATEMENTS PERFORMED IN
ACCORDANCE WITH GOVERNMENT AUDITING STANDARDS**

Ohio Municipal Joint Self-Insurance Pool
600 E 96th Street Suite 425
Indianapolis, IN 46240

To the Board of Directors:

We have audited, in accordance with auditing standards generally accepted in the United States and the standards applicable to financial audits contained in *Government Auditing Standards*, issued by the Comptroller General of the United States, the financial statements of the Ohio Municipal Joint Self-Insurance Pool (the Pool) as of and for the year ended March 31, 2024, and the related notes to the financial statements, which collectively comprise the Pool's basic financial statements and have issued our report thereon dated September 30, 2024, wherein we noted the Pool ceased operations effective March 31, 2024.

Internal Control over Financial Reporting

In planning and performing our audit of the financial statements, we considered the Pool's internal control over financial reporting (internal control) to determine the audit procedures that are appropriate in the circumstances for the purpose of expressing our opinion on the financial statements, but not for the purpose of expressing an opinion on the effectiveness of the Pool's internal control. Accordingly, we do not express an opinion on the effectiveness of the Pool's internal control.

A deficiency in internal control exists when the design or operation of a control does not allow management or employees, in the normal course of performing their assigned functions, to prevent, or detect and correct, misstatements on a timely basis. A *material weakness* is a deficiency, or a combination of deficiencies, in internal control, such that there is a reasonable possibility that a material misstatement of the Pool's financial statements will not be prevented, or detected and corrected, on a timely basis. A *significant deficiency* is a deficiency, or a combination of deficiencies, in internal control that is less severe than a material weakness, yet important enough to merit attention by those charged with governance.

Our consideration of internal control was for the limited purpose described in the first paragraph of this section and was not designed to identify all deficiencies in internal control that might be material weaknesses or significant deficiencies. Given these limitations, during our audit we did not identify any deficiencies in internal control that we consider to be material weaknesses. However, material weaknesses or significant deficiencies may exist that have not been identified.

Report on Compliance and Other Matters

As part of obtaining reasonable assurance about whether the Pool's financial statements are free from material misstatement, we performed tests of its compliance with certain provisions of laws, regulations, contracts, and grant agreements, noncompliance with which could have a direct and material effect on the determination of financial statements. However, providing an opinion on compliance with those provisions was not an objective of our audit, and accordingly, we do not express such an opinion. The results of our tests disclosed no instances of noncompliance or other matters that are required to be reported under *Government Auditing Standards*.

However, we noted a certain matter not requiring inclusion in this report that we reported to the Pool's management in a separate letter dated September 30, 2024.

Purpose of this Report

The purpose of this report is solely to describe the scope of our testing of internal control and compliance and the results of that testing, and not to provide an opinion on the effectiveness of the Pool's internal control or on compliance. This report is an integral part of an audit performed in accordance with *Government Auditing Standards* in considering the Pool's internal control and compliance. Accordingly, this communication is not suitable for any other purpose.



Charles E. Harris & Associates, Inc.
September 30, 2024

This page intentionally left blank.

OHIO AUDITOR OF STATE KEITH FABER



OHIO MUNICIPAL JOINT SELF INSURANCE POOL

OUT OF STATE COUNTY

AUDITOR OF STATE OF OHIO CERTIFICATION

This is a true and correct copy of the report, which is required to be filed pursuant to Section 117.26, Revised Code, and which is filed in the Office of the Ohio Auditor of State in Columbus, Ohio.



Certified for Release 12/5/2024

65 East State Street, Columbus, Ohio 43215
Phone: 614-466-4514 or 800-282-0370

This report is a matter of public record and is available online at
www.ohioauditor.gov