

TOLLES CAREER AND TECHNOLOGY CENTER
MADISON COUNTY
SINGLE AUDIT
FOR THE FISCAL YEAR ENDED JUNE 30, 2021



Millhuff-Stang, CPA, Inc.
8841 Ohio River Road / Wheelersburg, Ohio 45694 / Phone: 740.876.8548
45 West Second Street, Suite D / Chillicothe, Ohio 45601 / Phone: 740.851.4978
Fax: 888.876.8549

natalie@millhuffstangcpa.com / roush@millhuffstangcpa.com
www.millhuffstangcpa.com

OHIO AUDITOR OF STATE
KEITH FABER



88 East Broad Street
Columbus, Ohio 43215
IPARreport@ohioauditor.gov
(800) 282-0370

Board of Education
Tolles Career & Technical Center
7877 US Highway 42 South
Plain City, Ohio 43064

We have reviewed the *Independent Auditor's Report* of the Tolles Career & Technical Center, Madison County, prepared by Millhuff-Stang, CPA, Inc., for the audit period July 1, 2020 through June 30, 2021. Based upon this review, we have accepted these reports in lieu of the audit required by Section 117.11, Revised Code. The Auditor of State did not audit the accompanying financial statements and, accordingly, we are unable to express, and do not express an opinion on them.

Our review was made in reference to the applicable sections of legislative criteria, as reflected by the Ohio Constitution, and the Revised Code, policies, procedures and guidelines of the Auditor of State, regulations and grant requirements. The Tolles Career & Technical Center is responsible for compliance with these laws and regulations.

A handwritten signature in cursive script that reads "Keith Faber".

Keith Faber
Auditor of State
Columbus, Ohio

March 24, 2022

This page intentionally left blank.

Tolles Career and Technical Center
Madison County
Table of Contents
For the Fiscal Year Ended June 30, 2021

Title	Page
Independent Auditor’s Report.....	1
Management’s Discussion and Analysis.....	4
Basic Financial Statements:	
Government-Wide Financial Statements:	
Statement of Net Position	14
Statement of Activities.....	15
Fund Financial Statements:	
Balance Sheet – Governmental Funds	16
Reconciliation of Total Governmental Fund Balances to Net Position of Governmental Activities.....	17
Statement of Revenues, Expenditures and Changes in Fund Balances – Governmental Funds	18
Reconciliation of the Statement of Revenues, Expenditures and Changes in Fund Balances of Governmental Funds to the Statement of Activities.....	19
Statement of Revenues, Expenditures and Changes in Fund Balance – Budget and Actual (Non-GAAP Budgetary Basis) – General Fund	20
Statement of Fiduciary Net Position – Fiduciary Fund.....	21
Statement of Changes in Fiduciary Net Position – Fiduciary Fund.....	22
Notes to the Basic Financial Statements	23
Required Supplementary Information:	
Schedule of the Center’s Proportionate Share of Net Pension Liability – School Employees Retirement System – Last Eight Fiscal Years	60
Schedule of the Center’s Proportionate Share of Net Pension Liability – State Teachers Retirement System – Last Eight Fiscal Years	61
Schedule of the Center’s Pension Contributions – School Employees Retirement System – Last Ten Fiscal Years	62
Schedule of the Center’s Pension Contributions – State Teachers Retirement System – Last Ten Fiscal Years	63
Schedule of the Center’s Proportionate Share of the Net OPEB Liability – School Employees Retirement System – Last Five Fiscal Years.....	64

Schedule of the Center’s Proportionate Share of the Net OPEB Liability/Asset – State Teachers Retirement System – Last Five Fiscal Years.....	65
Schedule of the Center’s Proportionate OPEB Contributions – School Employees Retirement System – Last Ten Fiscal Years	66
Schedule of the Center’s Proportionate OPEB Contributions – State Teachers Retirement System – Last Ten Fiscal Years	67
Notes to the Required Supplementary Information.....	68
Schedule of Federal Awards Expenditures.....	70
Notes to the Schedule of Federal Awards Expenditures	71
Report on Internal Control Over Financial Reporting and on Compliance and Other Matters Based on an Audit of Financial Statements Performed in Accordance With <i>Government Auditing Standards</i>	72
Report on Compliance For Each Major Federal Program and on Internal Control Over Compliance Required by the Uniform Guidance	74
Schedule of Findings and Questioned Costs	76

Independent Auditor's Report

Members of the Board
Tolles Career and Technical Center
7877 US Highway 42 South
Plain City, Ohio 43064

Report on the Financial Statements

We have audited the accompanying financial statements of the governmental activities, the major fund, and the aggregate remaining fund information of Tolles Career and Technical Center, Madison County, Ohio (the Center), as of and for the year ended June 30, 2021, and the related notes to the financial statements, which collectively comprise the Center's basic financial statements as listed in the table of contents.

Management's Responsibility for the Financial Statements

Management is responsible for the preparation and fair presentation of these financial statements in accordance with accounting principles generally accepted in the United States of America; this includes the design, implementation, and maintenance of internal control relevant to the preparation and fair presentation of financial statements that are free from material misstatement, whether due to fraud or error.

Auditor's Responsibility

Our responsibility is to express opinions on these financial statements based on our audit. We conducted our audit in accordance with auditing standards generally accepted in the United States of America and the standards applicable to financial audits contained in *Government Auditing Standards*, issued by the Comptroller General of the United States. Those standards require that we plan and perform the audit to obtain reasonable assurance about whether the financial statements are free from material misstatement.

An audit involves performing procedures to obtain audit evidence about the amounts and disclosures in the financial statements. The procedures selected depend on the auditor's judgment, including the assessment of the risks of material misstatement of the financial statements, whether due to fraud or error. In making those risk assessments, the auditor considers internal control relevant to the entity's preparation and fair presentation of the financial statements in order to design audit procedures that are appropriate in the circumstances, but not for the purpose of expressing an opinion on the effectiveness of the Center's internal control. Accordingly, we express no such opinion. An audit also includes evaluating the appropriateness of accounting policies used and the reasonableness of significant accounting estimates made by management, as well as evaluating the overall presentation of the financial statements.

We believe that the audit evidence we have obtained is sufficient and appropriate to provide a basis for our audit opinions.

Opinions

In our opinion, the financial statements referred to above present fairly, in all material respects, the respective financial position of the governmental activities, the major fund, and the aggregate remaining fund information of Tolles Career and Technical Center, Madison County, Ohio, as of June 30, 2021, and the respective changes in financial position and the budgetary comparison for the General Fund thereof for the year then ended in accordance with accounting principles generally accepted in the United States of America.

Emphasis of Matter

As discussed in note 21 to the financial statements, during fiscal year 2021, the financial impact of COVID-19 and the continuing emergency measures may impact subsequent periods of the Center. We did not modify our opinion regarding this matter.

Other Matters

Required Supplementary Information

Accounting principles generally accepted in the United States of America require that the management's discussion and analysis on pages 4 through 13, the schedules of the Center's proportionate share of the net pension/OPEB liability (asset) on pages 60, 61, 64, and 65, and the schedules of Center contributions on pages 62, 63, 66, and 67, be presented to supplement the basic financial statements. Such information, although not a part of the basic financial statements, is required by the Governmental Accounting Standards Board who considers it to be an essential part of financial reporting for placing the basic financial statements in an appropriate operational, economic, or historical context. We have applied certain limited procedures to the required supplementary information in accordance with auditing standards generally accepted in the United States of America, which consisted of inquiries of management about the methods of preparing the information and comparing the information for consistency with management's responses to our inquiries, the basic financial statements, and other knowledge we obtained during our audit of the basic financial statements. We do not express an opinion or provide any assurance on the information because the limited procedures do not provide us with sufficient evidence to express an opinion or provide any assurance.

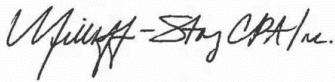
Other Information

Our audit was conducted for the purpose of forming opinions on the financial statements that collectively comprise the Center's basic financial statements. The schedule of federal awards expenditures, as required by Title 2 U.S. *Code of Federal Regulations* (CFR) Part 200, *Uniform Administrative Requirements, Cost Principles, and Audit Requirements for Federal Awards* (Uniform Guidance), is presented for purposes of additional analysis and is not a required part of the basic financial statements.

The schedule of federal awards expenditures is the responsibility of management and was derived from and relates directly to the underlying accounting and other records used to prepare the basic financial statements. Such information has been subjected to the auditing procedures applied in the audit of the basic financial statements and certain additional procedures, including comparing and reconciling such information directly to the underlying accounting and other records used to prepare the basic financial statements or to the basic financial statements themselves, and other additional procedures in accordance with auditing standards generally accepted in the United States of America. In our opinion, the schedule of federal awards expenditures is fairly stated, in all material respects, in relation to the basic financial statements as a whole.

Other Reporting Required by *Government Auditing Standards*

In accordance with *Government Auditing Standards*, we have also issued our report dated February 23, 2022 on our consideration of the Center's internal control over financial reporting and on our tests of its compliance with certain provisions of laws, regulations, contracts, and grant agreements and other matters. The purpose of that report is solely to describe the scope of our testing of internal control over financial reporting and compliance and the results of that testing, and not to provide an opinion on the effectiveness of the Center's internal control over financial reporting or on compliance. That report is an integral part of an audit performed in accordance with *Government Auditing Standards* in considering the Center's internal control over financial reporting and compliance.



Millhuff-Stang, CPA, Inc.
Chillicothe, Ohio

February 23, 2022

**TOLLES CAREER AND TECHNICAL CENTER
MADISON COUNTY, OHIO**

**MANAGEMENT'S DISCUSSION AND ANALYSIS
FOR THE FISCAL YEAR ENDED JUNE 30, 2021**

The discussion and analysis of the Tolles Career & Technical Center (the Center) financial performance provides an overall review of the Center's financial activities for the fiscal year ended June 30, 2021. The intent of this discussion and analysis is to look at the Center's financial performance as a whole; readers should also review notes to the basic financial statements and financial statements to enhance their understanding of the Center's financial performance.

Financial Highlights

Key financial highlights for 2021 are as follows:

- The Center's net position of governmental activities increased \$5,384,244 which represents a 47.83% increase from 2020's net position.
- Governmental activities' general revenues accounted for \$19,245,054 in revenue or 91.41% of total revenues. Program specific revenues in the form of charges for services and sales, grants and contributions accounted for \$1,808,652 in revenue or 8.59% of total revenues of \$21,053,706.
- The Center had \$15,669,462 in expenses related to governmental activities; only \$1,808,652 of these expenses were offset by program specific charges for services, grants or contributions. General revenues supporting governmental activities (primarily taxes and unrestricted grants and entitlements) of \$19,245,054 were adequate to provide for these programs.
- The Center's only major governmental fund is the general fund. The general fund had \$19,937,074 in revenues and \$13,744,394 in expenditures and other financing uses. The general fund's fund balance increased \$6,192,680 from \$13,694,987 to \$19,887,667.

Using these Basic Financial Statements

This annual report consists of a series of financial statements and notes to those statements. These statements are organized so the reader can understand the Center as a financial whole, an entire operating entity. The statements then proceed to provide an increasingly detailed look at specific financial activities.

The *statement of net position and statement of activities* provide information about the activities of the whole Center, presenting both an aggregate view of the Center's finances and a longer-term view of those finances. Fund financial statements provide the next level of detail. For governmental funds, these statements tell how services were financed in the short-term and what remains for future spending. The fund financial statements also look at the Center's most significant funds with all other non-major funds presented in total in a single column. In the case of the Center, the general fund is the only major fund.

Reporting the Center as a Whole

Statement of Net Position and the Statement of Activities

The Statement of Net Position and the Statement of Activities reflect how the Center did financially during fiscal year 2021. These statements include all assets and liabilities using the *accrual basis of accounting* similar to the accounting used by most private-sector companies. This basis of accounting considers all of the current fiscal years' revenues and expenses regardless of when cash is received or paid.

These statements report the Center's *net position* and changes in position. This change in net position is important because it tells the reader whether the *financial position* of the Center as a whole has increased or decreased from the prior fiscal year. Over time, these increases and/or decreases are one indicator of whether the financial position is improving or deteriorating. Causes for these changes may be the result of many factors, some financial, some not. Nonfinancial factors include the Center's property tax base, current property tax laws in Ohio restricting revenue growth, facility conditions, required educational programs and other factors.

**TOLLES CAREER AND TECHNICAL CENTER
MADISON COUNTY, OHIO**

**MANAGEMENT'S DISCUSSION AND ANALYSIS
FOR THE FISCAL YEAR ENDED JUNE 30, 2021**

In the statement of net position and the statement of activities, the Center reports on the following activity type:

Governmental Activities - Most of the Center's programs and services are reported here including instruction, support services, operation and maintenance of plant, pupil transportation and extracurricular activities. These services are primarily funded by property tax revenues and from intergovernmental revenues, including federal and state grants and other shared revenues.

Reporting the Center's Most Significant Funds

Fund Financial Statements

Fund financial reports provide detailed information about the Center's major funds. While the Center uses many funds to account for its financial transactions, the fund financial statements focus on the Center's most significant funds. The Center's only major governmental fund is the general fund.

Governmental Funds

The Center's governmental funds are used to account for the same programs reported as governmental activities on the government-wide financial statements. The Center's basic services are reported in these funds and focus on how money flows into and out of those funds as well as the balances available for spending at fiscal year-end. These funds are reported using the *modified accrual basis of accounting* which measures cash and all other financial assets that can be readily converted to cash. The governmental fund financial statements provide a detailed short-term view of the Center's operations. Because the focus of the governmental funds is narrower than that of the government-wide financial statements, it is useful to compare the information presented for the governmental activities on the government-wide financial statements. By doing so, readers may better understand the long-term impact of the Center's short-term financing decisions. Both the governmental fund balance sheet and the governmental fund statement of revenues, expenditures, and changes in fund balances provide a reconciliation to help make this comparison between governmental funds and governmental activities.

Reporting the Center's Fiduciary Responsibilities

Fiduciary funds are used to account for resources held for the benefit of parties outside the Center. Fiduciary funds are not reflected on the government-wide financial statements because the resources from these funds are not available to support the Center's programs. These funds use the accrual basis of accounting.

Notes to the Basic Financial Statements

The notes provide additional information that is essential to a full understanding of the data provided in the government-wide and fund financial statements.

Required Supplementary Information

In addition to the basic financial statements and accompanying notes, this report also presents certain required supplementary information concerning the Center's net pension liability and net OPEB liability (asset).

**TOLLES CAREER AND TECHNICAL CENTER
MADISON COUNTY, OHIO**

MANAGEMENT'S DISCUSSION AND ANALYSIS
FOR THE FISCAL YEAR ENDED JUNE 30, 2021

The Center as a Whole

The statement of net position provides the perspective of the Center as a whole.

	Net Position	
	Governmental Activities	Governmental Activities
	2021	2020
<u>Assets</u>		
Current and other assets	\$ 31,049,112	\$ 26,402,420
Net OPEB asset	920,649	876,776
Capital assets, net	11,520,240	12,130,175
Total assets	43,490,001	39,409,371
<u>Deferred Outflows of Resources</u>		
Pension	2,757,181	2,786,411
OPEB	327,992	171,836
Total deferred outflows of resources	3,085,173	2,958,247
<u>Liabilities</u>		
Current liabilities	1,301,239	1,230,613
Long-term liabilities:		
Due within one year	319,329	416,727
Due within more than one year:		
Net pension liability	15,204,942	13,741,622
Net OPEB liability	768,143	796,451
Other amounts	1,912,493	2,049,601
Total liabilities	19,506,146	18,235,014
<u>Deferred Inflows of Resources</u>		
Property taxes levied for the next fiscal year	8,142,170	9,966,405
Payment in lieu of taxes levied for the next fiscal year	100,000	9,667
Pension	538,544	1,352,051
OPEB	1,647,599	1,548,010
Total deferred inflows of resources	10,428,313	12,876,133
<u>Net Position</u>		
Net investment in capital assets	10,992,126	11,545,082
Restricted	101,073	58,127
Unrestricted	5,547,516	(346,738)
Total net position	\$ 16,640,715	\$ 11,256,471

**TOLLES CAREER AND TECHNICAL CENTER
MADISON COUNTY, OHIO**

MANAGEMENT'S DISCUSSION AND ANALYSIS
FOR THE FISCAL YEAR ENDED JUNE 30, 2021

The net pension liability is reported pursuant to Governmental Accounting Standards Board (GASB) Statement 68, "Accounting and Financial Reporting for Pensions - an Amendment of GASB Statement 27." The net other postemployment benefits (OPEB) liability/asset is reported pursuant to GASB Statement 75, "Accounting and Financial Reporting for Postemployment Benefits Other Than Pensions." For reasons discussed below, many end users of this financial statement will gain a clearer understanding of the Center's actual financial condition by adding deferred inflows related to pension and OPEB, the net pension liability, and the net OPEB liability/asset to the reported net position and subtracting deferred outflows related to pension and OPEB and the net OPEB asset.

Governmental Accounting Standards Board standards are national and apply to all government financial reports prepared in accordance with generally accepted accounting principles. Prior accounting for pensions (GASB 27) and postemployment benefits (GASB 45) focused on a funding approach. This approach limited pension and OPEB costs to contributions annually required by law, which may or may not be sufficient to fully fund each plan's *net pension liability* or *net OPEB liability*. GASB 68 and GASB 75 take an earnings approach to pension and OPEB accounting; however, the nature of Ohio's statewide pension/OPEB plans and state law governing those systems requires additional explanation in order to properly understand the information presented in these statements.

GASB 68 and GASB 75 require the net pension liability and the net OPEB liability/asset to equal the Center's proportionate share of each plan's collective:

1. Present value of estimated future pension/OPEB benefits attributable to active and inactive employees' past service.
2. Minus plan assets available to pay these benefits.

GASB notes that pension and OPEB obligations, whether funded or unfunded, are part of the "employment exchange" – that is, the employee is trading his or her labor in exchange for wages, benefits, and the promise of a future pension and other postemployment benefits. GASB noted that the unfunded portion of this promise is a present obligation of the government, part of a bargained-for benefit to the employee, and should accordingly be reported by the government as a liability since they received the benefit of the exchange. However, the Center is not responsible for certain key factors affecting the balance of these liabilities. In Ohio, the employee shares the obligation of funding pension benefits with the employer. Both employer and employee contribution rates are capped by State statute. A change in these caps requires action of both Houses of the General Assembly and approval of the Governor. Benefit provisions are also determined by State statute. The Ohio Revised Code permits, but does not require, the retirement systems to provide healthcare to eligible benefit recipients. The retirement systems may allocate a portion of the employer contributions to provide for these OPEB benefits.

The employee enters the employment exchange with the knowledge that the employer's promise is limited not by contract but by law. The employer enters the exchange also knowing that there is a specific, legal limit to its contribution to the retirement system. In Ohio, there is no legal means to enforce the unfunded liability of the pension/OPEB plan *as against the public employer*. State law operates to mitigate/lessen the moral obligation of the public employer to the employee, because all parties enter the employment exchange with notice as to the law. The retirement system is responsible for the administration of the pension and OPEB plans.

Most long-term liabilities have set repayment schedules or, in the case of compensated absences (i.e. sick and vacation leave), are satisfied through paid time-off or termination payments. There is no repayment schedule for the net pension liability or the net OPEB liability. As explained above, changes in benefits, contribution rates, and return on investments affect the balance of these liabilities but are outside the control of the local government. In the event that contributions, investment returns, and other changes are insufficient to keep up with required payments, State statute does not assign/identify the responsible party for the unfunded portion. Due to the unique nature of how the net pension liability and the net OPEB liability are satisfied, these liabilities are separately identified within the long-term liability section of the statement of net position.

In accordance with GASB 68 and GASB 75, the Center's statements prepared on an accrual basis of accounting include an annual pension expense and an annual OPEB expense for their proportionate share of each plan's *change* in net pension liability and net OPEB liability, respectively, not accounted for as deferred inflows/outflows.

**TOLLES CAREER AND TECHNICAL CENTER
MADISON COUNTY, OHIO**

**MANAGEMENT'S DISCUSSION AND ANALYSIS
FOR THE FISCAL YEAR ENDED JUNE 30, 2021**

Over time, net position can serve as a useful indicator of a government's financial position. At June 30, 2021, the Center's total liabilities and deferred inflows of resources exceeded total assets and deferred outflows of resources by \$16,640,715. The net investment in capital assets at June 30, 2021 was \$10,992,126. A portion of the Center's net position, \$101,073, represents resources that are subject to external restriction on how they may be used. The remaining balance of unrestricted net position is \$5,547,516.

Total assets at fiscal year-end include a net OPEB asset reported by the State Teachers Retirement System (STRS). See Note 13 for more detail.

At fiscal year-end, capital assets represented 26.49% of total assets. Capital assets include land, land improvements, buildings and building improvements, furniture and equipment, and vehicles. Capital assets are used to provide services to the students and are not available for future spending.

Deferred outflows related to pension decreased primarily due to changes in assumptions by STRS. See Note 12 for more detail.

In total, net position of governmental activities increased \$5,384,244 which represents a 47.83% increase from 2020's net position. This increase is primarily attributed to an increase of property taxes collected by June 30, 2021, and available for advance to the Center. Property taxes collected and available to the Center are reported as revenue under accounting principles generally accepted in the United States of America (GAAP). On May 4, 2020, and in response to the COVID-19 pandemic, Franklin County, Ohio received approval from the Ohio Tax Commissioner to extend the due date of the second half 2019 real estate tax payments for 45 days making the new due date August 5, 2020. As a result of the extension, the amount of property taxes collected by Franklin County and available as advance to the District at June 30, 2020, decreased dramatically. For 2021, no extension of the due date was granted resulting in a substantial increase in the amount of property taxes collected and available for advance by June 30, 2021, when compared to June 30, 2020. The fluctuation in property tax revenues resulted from timing differences of when property tax receipts are collected by the Franklin County.

The table below shows the change in net position for fiscal year 2021 and 2020.

	Change in Net Position	
	Governmental Activities 2021	Governmental Activities 2020
	<u>2021</u>	<u>2020</u>
<u>Revenues</u>		
Program revenues:		
Charges for services and sales	\$ 534,956	\$ 581,706
Operating grants and contributions	1,273,696	1,046,647
General revenues:		
Property taxes	16,194,771	8,149,853
Payment in lieu of taxes	66,056	59,522
Grants and entitlements	2,873,084	2,761,340
Investment earnings	51,273	388,680
Other	<u>59,870</u>	<u>86,479</u>
Total revenues	<u>21,053,706</u>	<u>13,074,227</u>

- (Continued)

**TOLLES CAREER AND TECHNICAL CENTER
MADISON COUNTY, OHIO**

MANAGEMENT'S DISCUSSION AND ANALYSIS
FOR THE FISCAL YEAR ENDED JUNE 30, 2021

Change in Net Position - (Continued)

	Governmental Activities 2021	Governmental Activities 2020
	<u>2021</u>	<u>2020</u>
<u>Expenses</u>		
Program expenses:		
Instruction:		
Regular	\$ 2,134,449	\$ 1,890,563
Special	1,103,181	997,668
Vocational	6,065,645	5,598,357
Adult/Continuing	140,918	124,197
Other	265,259	260,646
Support services:		
Pupil	800,972	727,236
Instructional staff	227,812	325,439
Board of education	60,028	61,215
Administration	1,389,163	1,324,290
Fiscal	640,869	611,097
Business	3,714	-
Operations and maintenance	2,103,403	1,754,381
Pupil transportation	4,954	36,431
Central	456,159	567,694
Other non-instructional services	195,102	210,945
Extracurricular activities	21,579	29,171
Interest and fiscal charges	56,255	66,459
	<u>15,669,462</u>	<u>14,585,789</u>
Total expenses		
	5,384,244	(1,511,562)
Change in net position		
Net position at beginning of year	<u>11,256,471</u>	<u>12,768,033</u>
Net position at end of year	<u>\$ 16,640,715</u>	<u>\$ 11,256,471</u>

Governmental Activities

Net position of the Center's governmental activities increased by \$5,384,244 for the year ended June 30, 2021. The increase was primarily due to the increase in property tax advances available at year end.

Property taxes and grants and entitlements represent 90.57% percent of total Center revenues. Program revenues for governmental activities are 8.59% percent of total revenues and are primarily represented by charges for tuition and fees and restricted intergovernmental revenues.

In the area of program revenues, charges for services program revenues decreased slightly from less charges for services for contract services and classroom materials and fees as a result of the COVID-19 pandemic. Operating grants and contributions increased primarily due to increased federal grant funding including Governor's Emergency Education Relief (GEER) funding and Coronavirus Relief funding.

**TOLLES CAREER AND TECHNICAL CENTER
MADISON COUNTY, OHIO**

MANAGEMENT'S DISCUSSION AND ANALYSIS
FOR THE FISCAL YEAR ENDED JUNE 30, 2021

The primary sources of revenue for governmental activities are derived from property taxes and unrestricted grants and entitlements. These revenue sources represent 90.57% of total governmental revenue. Real estate property is reappraised every six years. Property tax revenue increased significantly in fiscal year 2021, as previously mentioned. Unrestricted grants and entitlements increased during fiscal year 2021 as compared to fiscal year 2020, due to cuts in state foundation during the last quarter of fiscal year 2020 from the COVID-19 pandemic. Investment earnings decreased from a cut in interest rates.

Overall, expenses of the governmental activities increased \$1,083,673 or 7.43%. The primary reason for the increase is from fluctuations in the benefit changes by the retirement systems, the State Teachers Retirement System (STRS) and the School Employees Retirement System (SERS). Fluctuations in the pension and OPEB expense makes it difficult to compare financial information between years.

The major program expense for governmental activities is for instruction, which is 61.96% percent of all governmental expenses.

The table below indicates the total cost of services and the net cost of services for the governmental activities. The statement of activities reflects the cost of program services and the charges for services and sales, grants, and contributions offsetting those services. The net cost of services identifies the cost of those services supported by tax revenues and unrestricted state entitlement.

	Governmental Activities			
	Total Cost of Services	Net Cost of Services	Total Cost of Services	Net Cost of Services
	<u>2021</u>	<u>2021</u>	<u>2020</u>	<u>2020</u>
Program expenses				
Instruction:				
Regular	\$ 2,134,449	\$ 2,133,807	\$ 1,890,563	\$ 1,890,563
Special	1,103,181	759,717	997,668	384,490
Vocational	6,065,645	5,136,172	5,598,357	5,075,191
Adult/Continuing	140,918	51,517	124,197	39,217
Other	265,259	265,259	260,646	259,646
Support services:				
Pupil	800,972	605,338	727,236	627,731
Instructional staff	227,812	226,012	325,439	321,639
Board of education	60,028	60,028	61,215	61,215
Administration	1,389,163	1,372,339	1,324,290	1,295,994
Fiscal	640,869	640,869	611,097	611,097
Business	3,714	3,714	-	-
Operations and maintenance	2,103,403	2,078,126	1,754,381	1,718,028
Pupil transportation	4,954	4,954	36,431	36,431
Central	456,159	381,515	567,694	491,704
Other non-instructional services	195,102	63,609	210,945	48,860
Extracurricular activities	21,579	21,579	29,171	29,171
Interest and fiscal charges	56,255	56,255	66,459	66,459
Total expenses	<u>\$ 15,669,462</u>	<u>\$ 13,860,810</u>	<u>\$ 14,585,789</u>	<u>\$ 12,957,436</u>

**TOLLES CAREER AND TECHNICAL CENTER
MADISON COUNTY, OHIO**

MANAGEMENT'S DISCUSSION AND ANALYSIS
FOR THE FISCAL YEAR ENDED JUNE 30, 2021

The Center's Funds

The Center's governmental funds reported a combined fund balance of \$21,173,588 which is more than last year's total balance of \$14,826,831. The table below indicates the fund balance and the total change in fund balance as of June 30, 2021 and June 30, 2020.

	Fund Balance <u>June 30, 2021</u>	Fund Balance <u>June 30, 2020</u>	<u>Change</u>	Percentage <u>Change</u>
General	\$ 19,887,667	\$ 13,694,987	\$ 6,192,680	45.22 %
Nonmajor governmental	<u>1,285,921</u>	<u>1,131,844</u>	<u>154,077</u>	13.61 %
Total	<u>\$ 21,173,588</u>	<u>\$ 14,826,831</u>	<u>\$ 6,346,757</u>	42.81 %

General Fund

The Center's general fund balance increased \$6,192,680 during fiscal year 2021.

The table that follows assists in illustrating the financial activities and fund balance of the general fund.

	2021 <u>Amount</u>	2020 <u>Amount</u>	<u>Change</u>	Percentage <u>Change</u>
<u>Revenues</u>				
Taxes and payments in lieu of taxes	\$ 16,234,881	\$ 8,173,279	\$ 8,061,602	98.63 %
Tuition	270,884	137,311	133,573	97.28 %
Earnings on investments	60,749	383,447	(322,698)	(84.16) %
Intergovernmental	3,268,667	3,155,869	112,798	3.57 %
Other revenues	<u>101,893</u>	<u>268,762</u>	<u>(166,869)</u>	(62.09) %
Total	<u>\$ 19,937,074</u>	<u>\$ 12,118,668</u>	<u>\$ 7,818,406</u>	64.52 %
<u>Expenditures</u>				
Instruction	\$ 7,959,341	\$ 7,477,962	\$ 481,379	6.44 %
Support services	5,019,615	4,805,221	214,394	4.46 %
Non-instructional services	848	2,390	(1,542)	(64.52) %
Extracurricular activities	20,381	28,381	(8,000)	(28.19) %
Facilities acquisition and construction	129,400	79,600	49,800	62.56 %
Debt service	<u>47,227</u>	<u>47,227</u>	-	- %
Total	<u>\$ 13,176,812</u>	<u>\$ 12,440,781</u>	<u>\$ 736,031</u>	5.92 %

Taxes and payments in lieu of taxes increased 98.63% increased property tax collections as a result of the COVID-19 pandemic and fluctuations in the amount available for advance at June 30, 2021 from Franklin County. The amount available for advance at June 30, 2021, June 30, 2020 and June 30, 2019 was \$5,118,205, \$1,529,095 and \$4,787,870. Tuition increased as a result of increased student enrollment in fiscal year 2021. Earnings on investments decreased as a result of the change in fair value of investments and interest earnings due to cuts in interest rates. Other revenues decreased from contact services and refunds and reimbursements.

**TOLLES CAREER AND TECHNICAL CENTER
MADISON COUNTY, OHIO**

MANAGEMENT'S DISCUSSION AND ANALYSIS
FOR THE FISCAL YEAR ENDED JUNE 30, 2021

General Fund Budgeting Highlights

The Center's budget is prepared according to Ohio law and is based on accounting for certain transactions on a basis of cash receipts, disbursements and encumbrances. The most significant budgeted fund is the General Fund.

During the course of fiscal 2021, the Center amended its general fund budget as needed. Original and final budgeted resources and other financing sources totaled \$15,131,117 and \$16,404,602, respectively. Actual budgeted resources and other financing sources were \$31,459 lower than final budgeted resources.

Original and final budgeted expenditures and other financing uses in the amount of \$15,397,472 and \$14,080,594, respectively. Actual budgeted expenditures and other financing uses were \$31,873 less than final budgeted expenditures. The Center generally over appropriates in case unexpected expenditures arise during the fiscal year.

Capital Assets and Debt Administration

Capital Assets

At the end of fiscal 2021, the Center had \$11,520,240 invested in land, land improvements, buildings and building improvements, furniture and equipment, and vehicles (net of accumulated depreciation); all in governmental activities.

See Note 9 for more information about the Center's capital assets.

Debt Administration

At June 30, 2021, the Center had \$1,351,812 in governmental activity debt outstanding. The following table summarizes the Center's long-term obligations at June 30, 2021 and June 30, 2020.

Outstanding Debt, at Year End

	Governmental Activities <u>2021</u>	Governmental Activities <u>2020</u>
Capital lease obligation	\$ -	\$ 45,243
Promissory note	<u>1,351,812</u>	<u>1,534,928</u>
Total	<u>\$ 1,351,812</u>	<u>\$ 1,580,171</u>

See Note 10 to the basic financial statements for additional information on the Center's debt administration.

Current Financial Related Activities

The Center covers a diverse area that includes suburban residential areas of Hilliard, Dublin, Plain City, London, West Jefferson, Fairbanks and Madison Plains, as well as farming communities in Franklin, Madison, Union, Delaware and Fayette Counties.

The Center has maintained an excellent financial position over the last forty-eight years. In 1972, a 1.8 mill continuing levy was passed. Because of significant growth in the Center over the years the millage had been reduced. The last reduction was from 1.1 mill to .5 mill effective January 1, 2003. Effective January 1, 2007, the Center's effective property tax millage was increased from .5 mills to 1.3 mills. In January 2012, the Madison County Budget Commission approved the reinstatement of the remaining portion of the Center's effective millage rate of .3 mills which results in an overall effective rate of 1.6 mills.

**TOLLES CAREER AND TECHNICAL CENTER
MADISON COUNTY, OHIO**

**MANAGEMENT'S DISCUSSION AND ANALYSIS
FOR THE FISCAL YEAR ENDED JUNE 30, 2021**

The latest five-year forecast as prepared in May 2021 shows a positive cash balance through fiscal year 2025. However, the future financial stability of the Center is not without challenges. Management will need to ensure resources can be preserved as long as possible by continuing to maintain careful financial planning and prudent fiscal management. An additional challenge is the future of the local economy and state funding of education in Ohio

Contacting the Center's Financial Management

This financial report is designed to provide our citizens, tax payers, investors, and creditors with a general overview of the Center's finances and to reflect the Center's accountability for monies it receives. Questions concerning any information in this report or requests for additional information should be directed to Tammy Woods, Treasurer, 7877 US Highway 42 South, Plain City, Ohio 43064 or by calling 614-873-4666.

**TOLLES CAREER AND TECHNICAL CENTER
MADISON COUNTY, OHIO**

STATEMENT OF NET POSITION
JUNE 30, 2021

	Governmental Activities
Assets:	
Equity in pooled cash, cash equivalents and investments	\$ 17,267,120
Receivables:	
Property taxes	13,559,572
Payment in lieu of taxes	100,000
Accrued interest	25,297
Intergovernmental	94,605
Prepayments	2,518
Net OPEB asset	920,649
Capital assets:	
Nondepreciable capital assets	150,000
Depreciable capital assets, net	11,370,240
Capital assets, net	<u>11,520,240</u>
Total assets	<u>43,490,001</u>
Deferred outflows of resources:	
Pension	2,757,181
OPEB	327,992
Total deferred outflows of resources	<u>3,085,173</u>
Liabilities:	
Accounts payable	40,650
Accrued wages and benefits payable	1,094,670
Intergovernmental payable	164,600
Accrued interest payable	1,319
Long-term liabilities:	
Due within one year	319,329
Due in more than one year:	
Net pension liability	15,204,942
Net OPEB liability	768,143
Other amounts due in more than one year	1,912,493
Total liabilities	<u>19,506,146</u>
Deferred inflows of resources:	
Property taxes levied for the next fiscal year	8,142,170
Payment in lieu of taxes levied for the next fiscal year	100,000
Pension	538,544
OPEB	1,647,599
Total deferred inflows of resources	<u>10,428,313</u>
Net position:	
Net investment in capital assets	10,992,126
Restricted for:	
State funded programs	89,302
Food service operations	10,896
Other purposes	875
Unrestricted	5,547,516
Total net position	<u>\$ 16,640,715</u>

SEE ACCOMPANYING NOTES TO THE BASIC FINANCIAL STATEMENTS

**TOLLES CAREER AND TECHNICAL CENTER
MADISON COUNTY, OHIO**

STATEMENT OF ACTIVITIES
FOR THE FISCAL YEAR ENDED JUNE 30, 2021

	Program Revenues			Net (Expense) Revenue and Changes in Net Position
Expenses	Charges for Services and Sales	Operating Grants and Contributions	Governmental Activities	
Governmental activities:				
Instruction:				
Regular	\$ 2,134,449	\$ -	\$ 642	\$ (2,133,807)
Special	1,103,181	-	343,464	(759,717)
Vocational	6,065,645	311,132	618,341	(5,136,172)
Adult/continuing	140,918	79,711	9,690	(51,517)
Other	265,259	-	-	(265,259)
Support services:				
Pupil	800,972	41,513	154,121	(605,338)
Instructional staff	227,812	-	1,800	(226,012)
Board of education	60,028	-	-	(60,028)
Administration	1,389,163	15,001	1,823	(1,372,339)
Fiscal	640,869	-	-	(640,869)
Business	3,714	-	-	(3,714)
Operations and maintenance	2,103,403	-	25,277	(2,078,126)
Pupil transportation	4,954	-	-	(4,954)
Central	456,159	66,554	8,090	(381,515)
Operation of non-instructional services:				
Food service operations	194,254	21,045	110,448	(62,761)
Other non-instructional services	848	-	-	(848)
Extracurricular activities	21,579	-	-	(21,579)
Interest and fiscal charges	56,255	-	-	(56,255)
Totals	\$ 15,669,462	\$ 534,956	\$ 1,273,696	(13,860,810)
General revenues:				
Property taxes levied for:				
General purposes				16,194,771
Payments in lieu of taxes				66,056
Grants and entitlements not restricted to specific programs				2,873,084
Investment earnings				51,273
Miscellaneous				59,870
Total general revenues				19,245,054
Change in net position				5,384,244
Net position at beginning of year				11,256,471
Net position at end of year				\$ 16,640,715

SEE ACCOMPANYING NOTES TO THE BASIC FINANCIAL STATEMENTS

**TOLLES CAREER AND TECHNICAL CENTER
MADISON COUNTY, OHIO**

BALANCE SHEET
GOVERNMENTAL FUNDS
JUNE 30, 2021

	<u>General</u>	<u>Nonmajor Governmental Funds</u>	<u>Total Governmental Funds</u>
Assets:			
Equity in pooled cash, cash equivalents and investments	\$ 15,832,164	\$ 1,434,956	\$ 17,267,120
Receivables:			
Property taxes	13,559,572	-	13,559,572
Payment in lieu of taxes	100,000	-	100,000
Accrued interest	25,297	-	25,297
Interfund loans	128,715	-	128,715
Intergovernmental	7,205	87,400	94,605
Prepayments	2,446	72	2,518
Total assets	<u>\$ 29,655,399</u>	<u>\$ 1,522,428</u>	<u>\$ 31,177,827</u>
Liabilities:			
Accounts payable	\$ 40,403	\$ 247	\$ 40,650
Accrued wages and benefits payable	999,833	94,837	1,094,670
Compensated absences payable	23,847	-	23,847
Intergovernmental payable	151,892	12,708	164,600
Interfund loans payable	-	128,715	128,715
Total liabilities	<u>1,215,975</u>	<u>236,507</u>	<u>1,452,482</u>
Deferred inflows of resources:			
Property taxes levied for the next fiscal year	8,142,170	-	8,142,170
Payment in lieu of taxes levied for the next fiscal year	100,000	-	100,000
Delinquent property tax revenue not available	299,197	-	299,197
Accrued interest not available	10,390	-	10,390
Total deferred inflows of resources	<u>8,551,757</u>	<u>-</u>	<u>8,551,757</u>
Fund balances:			
Nonspendable:			
Prepays	2,446	72	2,518
Restricted:			
Food service operations	-	19,978	19,978
State funded programs	-	89,302	89,302
Other purposes	-	875	875
Committed:			
Capital improvements	-	1,306,794	1,306,794
Assigned:			
Student instruction	54,223	-	54,223
Student and staff support	253,164	-	253,164
Extracurricular activities	300	-	300
Health and wellness programs	7,672	-	7,672
Other purposes	364,034	-	364,034
Unassigned (deficit)	<u>19,205,828</u>	<u>(131,100)</u>	<u>19,074,728</u>
Total fund balances	<u>19,887,667</u>	<u>1,285,921</u>	<u>21,173,588</u>
Total liabilities, deferred inflows and fund balances	<u>\$ 29,655,399</u>	<u>\$ 1,522,428</u>	<u>\$ 31,177,827</u>

SEE ACCOMPANYING NOTES TO THE BASIC FINANCIAL STATEMENTS

**TOLLES CAREER AND TECHNICAL CENTER
MADISON COUNTY, OHIO**

RECONCILIATION OF TOTAL GOVERNMENTAL FUND BALANCES TO
NET POSITION OF GOVERNMENTAL ACTIVITIES
JUNE 30, 2021

Total governmental fund balances		\$ 21,173,588
<i>Amounts reported for governmental activities on the statement of net position are different because:</i>		
Capital assets used in governmental activities are not financial resources and therefore are not reported in the funds.		11,520,240
Other long-term assets are not available to pay for current-period expenditure and therefore are deferred inflows in the funds.		
Property taxes receivable	\$ 299,197	
Accrued interest receivable	10,390	
Total		309,587
Accrued interest payable is not due and payable in the current period and therefore is not reported in the funds.		(1,319)
The net pension/OPEB assets & liabilities are not due and payable in the current period; therefore, the assets, liabilities and related deferred inflows/outflows are not reported in governmental funds.		
Deferred outflows - pension	2,757,181	
Deferred inflows - pension	(538,544)	
Net pension liability	(15,204,942)	
Deferred outflows - OPEB	327,992	
Deferred inflows - OPEB	(1,647,599)	
Net OPEB asset	920,649	
Net OPEB liability	(768,143)	
Total		(14,153,406)
Long-term liabilities are not due and payable in the current period and therefore are not reported in the funds.		
Promissory note	(1,351,812)	
Compensated absences	(856,163)	
Total		(2,207,975)
Net position of governmental activities		<u><u>\$ 16,640,715</u></u>

SEE ACCOMPANYING NOTES TO THE BASIC FINANCIAL STATEMENTS

**TOLLES CAREER AND TECHNICAL CENTER
MADISON COUNTY, OHIO**

STATEMENT OF REVENUES, EXPENDITURES AND CHANGES IN FUND BALANCES
GOVERNMENTAL FUNDS
FOR THE FISCAL YEAR ENDED JUNE 30, 2021

	General	Nonmajor Governmental Funds	Total Governmental Funds
Revenues:			
Property taxes	\$ 16,168,825	\$ -	\$ 16,168,825
Intergovernmental	3,268,667	878,292	4,146,959
Investment earnings	60,749	-	60,749
Tuition and fees	270,884	201,004	471,888
Extracurricular	1,775	-	1,775
Charges for services	39,998	21,045	61,043
Contributions and donations	250	875	1,125
Payment in lieu of taxes	66,056	-	66,056
Miscellaneous	59,870	-	59,870
Total revenues	<u>19,937,074</u>	<u>1,101,216</u>	<u>21,038,290</u>
Expenditures:			
Current:			
Instruction:			
Regular	2,017,774	642	2,018,416
Special	812,181	231,834	1,044,015
Vocational	4,878,638	388,024	5,266,662
Adult/continuing	-	134,376	134,376
Other	250,748	-	250,748
Support services:			
Pupil	610,268	160,295	770,563
Instructional staff	172,544	1,800	174,344
Board of education	59,318	-	59,318
Administration	1,310,112	25,288	1,335,400
Fiscal	625,800	-	625,800
Business	3,714	-	3,714
Operations and maintenance	1,907,207	51,823	1,959,030
Pupil transportation	3,060	-	3,060
Central	327,592	112,196	439,788
Operation of non-instructional services:			
Food service operations	-	170,862	170,862
Other non-instructional services	848	-	848
Extracurricular activities	20,381	-	20,381
Facilities acquisition and construction	129,400	-	129,400
Debt service:			
Principal retirement	45,243	183,116	228,359
Interest and fiscal charges	1,984	54,465	56,449
Total expenditures	<u>13,176,812</u>	<u>1,514,721</u>	<u>14,691,533</u>
Excess of revenues over (under) expenditures	<u>6,760,262</u>	<u>(413,505)</u>	<u>6,346,757</u>
Other financing sources (uses):			
Transfers in	-	567,582	567,582
Transfers (out)	<u>(567,582)</u>	<u>-</u>	<u>(567,582)</u>
Total other financing sources (uses)	<u>(567,582)</u>	<u>567,582</u>	<u>-</u>
Net change in fund balances	6,192,680	154,077	6,346,757
Fund balances at beginning of year	<u>13,694,987</u>	<u>1,131,844</u>	<u>14,826,831</u>
Fund balances at end of year	<u>\$ 19,887,667</u>	<u>\$ 1,285,921</u>	<u>\$ 21,173,588</u>

SEE ACCOMPANYING NOTES TO THE BASIC FINANCIAL STATEMENTS

**TOLLES CAREER AND TECHNICAL CENTER
MADISON COUNTY, OHIO**

RECONCILIATION OF THE STATEMENT OF REVENUES, EXPENDITURES
AND CHANGES IN FUND BALANCES OF GOVERNMENTAL FUNDS
TO THE STATEMENT OF ACTIVITIES
FOR THE FISCAL YEAR ENDED JUNE 30, 2021

Net change in fund balances - total governmental funds		\$	6,346,757
<i>Amounts reported for governmental activities in the statement of activities are different because:</i>			
Governmental funds report capital outlays as expenditures. However, in the statement of activities, the cost of those assets is allocated over their estimated useful lives as depreciation expense			
Capital asset additions		\$ 288,448	
Current year depreciation		(896,527)	
Total			(608,079)
The net effect of various miscellaneous transactions involving capital assets (i.e. sales, disposals, trade-ins, and donations) is to decrease net position.			
			(1,856)
Revenues in the statement of activities that do not provide current financial resource are not reported as revenues in the funds.			
Property taxes		25,946	
Earnings on investments		(9,476)	
Intergovernmental		(1,054)	
Total			15,416
Repayment of principal is an expenditure in the governmental funds, but the repayment reduces long-term liabilities on the statement of net position			
			228,359
In the statement of activities, interest is accrued on outstanding notes, whereas in governmental funds, an interest expenditure is reported when due			
			194
Contractually required contributions are reported as expenditures in governmental funds; however, the statement of net position reports these amounts as deferred outflows.			
Pension		1,112,157	
OPEB		1,450	
Total			1,113,607
Except for amounts reported as deferred inflows/outflows, changes in the net position/OPEB liability/asset are reported as pension/OPEB expense in the statement of activities.			
Pension		(1,791,200)	
OPEB		127,298	
Total			(1,663,902)
Some expenses reported in the statement of activities (compensated absences), do not require the use of current financial resources and therefore are not reported as expenditures in governmental funds.			
			(46,252)
Change in net position of governmental activities		\$	<u>5,384,244</u>

SEE ACCOMPANYING NOTES TO THE BASIC FINANCIAL STATEMENTS

**TOLLES CAREER AND TECHNICAL CENTER
MADISON COUNTY, OHIO**

STATEMENT OF REVENUES, EXPENDITURES AND CHANGES IN
FUND BALANCE - BUDGET AND ACTUAL (NON-GAAP BUDGETARY BASIS)
GENERAL FUND
FOR THE FISCAL YEAR ENDED JUNE 30, 2021

	<u>Budgeted Amounts</u>			Variance with Final Budget Positive (Negative)
	<u>Original</u>	<u>Final</u>	<u>Actual</u>	
Revenues:				
Property taxes	\$ 11,495,500	\$ 12,579,720	\$ 12,579,715	\$ (5)
Intergovernmental	3,157,110	3,265,255	3,264,297	(958)
Investment earnings	172,500	177,500	168,643	(8,857)
Tuition and fees	137,315	203,750	203,747	(3)
Payment in lieu of taxes	101,022	109,532	109,466	(66)
Miscellaneous	41,038	41,023	41,085	62
Total revenues	<u>15,104,485</u>	<u>16,376,780</u>	<u>16,366,953</u>	<u>(9,827)</u>
Expenditures:				
Current:				
Instruction:				
Regular	2,114,780	1,999,155	1,999,004	151
Special	910,550	798,995	798,935	60
Vocational	5,461,480	4,883,080	4,860,338	22,742
Other	252,690	250,185	250,170	15
Support services:				
Pupil	746,184	630,759	624,088	6,671
Instructional staff	216,810	185,885	185,446	439
Board of education	125,384	64,489	64,469	20
Administration	1,368,957	1,344,507	1,344,233	274
Fiscal	712,990	628,610	628,546	64
Business	10,100	4,925	4,920	5
Operations and maintenance	2,087,661	2,099,253	2,099,168	85
Pupil transportation	52,050	4,965	4,964	1
Central	421,555	339,385	338,055	1,330
Extracurricular activities	39,300	20,700	20,688	12
Facilities acquisition and construction	129,400	129,400	129,400	-
Total expenditures	<u>14,649,891</u>	<u>13,384,293</u>	<u>13,352,424</u>	<u>31,869</u>
Excess of revenues over expenditures	<u>454,594</u>	<u>2,992,487</u>	<u>3,014,529</u>	<u>22,042</u>
Other financing sources (uses):				
Refund of prior year expenditures	2,500	640	640	-
Transfers in	21,632	21,632	-	(21,632)
Transfers (out)	(747,581)	(567,586)	(567,582)	4
Advances (out)	-	(128,715)	(128,715)	-
Sale of capital assets	2,500	5,550	5,550	-
Total other financing sources (uses)	<u>(720,949)</u>	<u>(668,479)</u>	<u>(690,107)</u>	<u>(21,628)</u>
Net change in fund balance	(266,355)	2,324,008	2,324,422	414
Fund balance at beginning of year	12,373,652	12,373,652	12,373,652	-
Prior year encumbrances appropriated	309,451	309,451	309,451	-
Fund balance at end of year	<u>\$ 12,416,748</u>	<u>\$ 15,007,111</u>	<u>\$ 15,007,525</u>	<u>\$ 414</u>

SEE ACCOMPANYING NOTES TO THE BASIC FINANCIAL STATEMENTS

**TOLLES CAREER AND TECHNICAL CENTER
MADISON COUNTY, OHIO**

STATEMENT OF FIDUCIARY NET POSITION
FIDUCIARY FUND
JUNE 30, 2021

	<u>Custodial</u>
Assets:	
Equity in pooled cash, cash equivalents and investments	\$ 60,449
Net position:	
Restricted for student organizations	<u>\$ 60,449</u>

SEE ACCOMPANYING NOTES TO THE BASIC FINANCIAL STATEMENTS

**TOLLES CAREER AND TECHNICAL CENTER
MADISON COUNTY, OHIO**

STATEMENT OF CHANGES IN FIDUCIARY NET POSITION
FIDUCIARY FUND
FOR THE FISCAL YEAR ENDED JUNE 30, 2021

	<u>Custodial</u>
Additions:	
Extracurricular collections	\$ 44,005
Deductions:	
Extracurricular distributions	<u>42,508</u>
Change in net position	1,497
Net position at beginning of year	<u>58,952</u>
Net position at end of year	<u>\$ 60,449</u>

SEE ACCOMPANYING NOTES TO THE BASIC FINANCIAL STATEMENTS

**TOLLES CAREER AND TECHNICAL CENTER
MADISON COUNTY, OHIO**

**NOTES TO THE BASIC FINANCIAL STATEMENTS
FOR THE FISCAL YEAR ENDED JUNE 30, 2021**

NOTE 1 - DESCRIPTION OF THE CENTER

The Tolles Career & Technical Center (the “Center”) was organized in 1972 under Section 3311.18 of the Ohio Revised Code. The Center is a fiscally independent political subdivision of the State of Ohio. The Center is governed by a seven member Board of Education. Board of Education members are appointed from the membership of the following seven Boards of Education: Dublin City School District, Fairbanks Local School District, Hilliard City School District, Jefferson Local School District, Jonathan Alder Local School District, London City School District, and Madison-Plains Local School District. The Center had been supported by a 1.6 mill continuing operating levy passed in 1972 and by funds from the State of Ohio Joint Vocational School Foundation Program. At the request of the Center’s Board of Education, the Madison County Budget Commission reduced the Center’s continuing operating mills to .5 mills effective January, 2003. On November 20, 2006, the Madison County Budget Commission agreed to reinstate the Center’s millage to 1.3 mills effective January 1, 2007. In January 2012, the Madison County Budget Commission approved the reinstatement of the remaining portion of the Center’s effective millage rate of .3 mills which results in an overall effective rate of 1.6 mills.

The Center provides job training leading to employment upon graduation from high school. The Center fosters cooperative relationships with business and industry, professional organizations, participating school districts, and other interested, concerned groups and organizations to consider, plan and implement education programs designed to meet the common needs and interests of students.

A reporting entity is composed of the stand-alone government, component units, and other organizations that are included to ensure the financial statements are not misleading. For reporting purposes, the Center consists of all funds, departments, boards and agencies that are not legally separate from the Center. For the Center, this includes general operations, food service, continuing education and student related activities of the Center.

Component units are legally separate organizations for which the Center is financially accountable. The Center is financially accountable for an organization if the Center appoints a voting majority of the organization’s governing board and (1) the Center is able to significantly influence the programs or services performed or provided by the organization; or (2) the Center is legally entitled to or can otherwise access the organization’s resources; the Center is legally obligated or has otherwise assumed the responsibility to finance the deficits of, or provide financial support to, the organization; or the Center is obligated for the debt of the organization. Component units may also include organizations that are fiscally dependent on the Center in that the Center approves the budget, issuance of debt, or the levying of taxes. The Center has no component units.

The Center participates in the Ohio School Boards Association Workers’ Compensation Group Rating Plan, an insurance purchasing pool and with META Solutions, a jointly governed organization. These organizations are presented in Notes 15 and 16 to the basic financial statements.

NOTE 2 - SUMMARY OF SIGNIFICANT ACCOUNTING POLICIES

The basic financial statements of the Center have been prepared in conformity with accounting principles generally accepted in the United States of America (GAAP) as applied to government units. The Governmental Accounting Standards Board (GASB) is the accepted standard-setting body for establishing governmental accounting and financial reporting principles. The more significant of the Center’s accounting policies are described below.

A. Basis of Presentation

The Center’s basic financial statements consist of government-wide financial statements, including a statement of net position and a statement of activities and fund financial statements which provide a more detailed level of financial information.

Government-Wide Financial Statements - The statement of net position and the statement of activities display information about the Center as a whole. These statements include the financial activities of the primary government, except for fiduciary funds.

**TOLLES CAREER AND TECHNICAL CENTER
MADISON COUNTY, OHIO**

NOTES TO THE BASIC FINANCIAL STATEMENTS
FOR THE FISCAL YEAR ENDED JUNE 30, 2021

NOTE 2 - SUMMARY OF SIGNIFICANT ACCOUNTING POLICIES - (Continued)

The statement of net position presents the financial condition of the governmental activities of the Center at fiscal year-end. The statement of activities presents a comparison between direct expenses and program revenues for each program or function of the Center's governmental activities. Direct expenses are those that are specifically associated with a service, program or department and therefore clearly identifiable to a particular function. Program revenues include charges paid by the recipient of the goods or services offered by the program, grants and contributions that are restricted to meeting the operational or capital requirements of a particular program and interest earned on grants that is required to be used to support a particular program. Revenues which are not classified as program revenues are presented as general revenues of the Center with certain limited exceptions. The comparison of direct expenses with program revenues identifies the extent to which each governmental function is self-financing or draws from the general revenues of the Center.

Fund Financial Statements - During the year, the Center segregates transactions related to certain Center functions or activities in separate funds in order to aid financial management and to demonstrate legal compliance. Fund financial statements are designed to present financial information of the Center at this more detailed level. The focus of governmental financial statements is on major funds. Each major fund is presented in a separate column. Nonmajor funds are aggregated and presented in a single column.

Fiduciary funds are reported using the economic resources measurement focus. All assets and liabilities associated with the operation of fiduciary funds are included on the statement of net fiduciary position. Fiduciary funds present a statement of changes in fiduciary net position which reports additions to and deductions from private purpose and custodial funds. In fiduciary funds, a liability to the beneficiaries of fiduciary activity is recognized when an event has occurred that compels the government to disburse fiduciary resources. Fiduciary fund liabilities other than those to beneficiaries are recognized using the economic resources measurement focus.

B. Fund Accounting

The Center uses funds to maintain its financial records during the fiscal year. A fund is defined as a fiscal and accounting entity with a self-balancing set of accounts. The funds of the Center are reported in two categories: governmental and fiduciary.

GOVERNMENTAL FUND TYPES

Governmental funds are those through which most governmental functions typically are financed.

Governmental fund reporting focuses on the sources, uses and balances of current financial resources. Expendable assets are assigned to the various governmental funds according to the purposes for which they may or must be used. Current liabilities are assigned to the fund from which they will be paid. The difference between governmental fund assets and deferred outflows of resources and liabilities and deferred inflows of resources is reported as fund balances. The Center has the following major governmental fund:

General Fund - This fund is used to account for all financial resources except those required to be accounted for in another fund. The General Fund balance is available to the Center for any purpose provided it is expended or transferred according to general laws of Ohio.

Other governmental funds of the Center are used to account for (a) financial resources that are restricted, committed, or assigned to expenditures for capital outlays including the acquisition or construction of capital facilities and other capital assets (b) financial resources that are restricted for debt service and (c) specific revenue sources that are restricted or committed to an expenditure for specified purposes other than debt service or capital projects.

**TOLLES CAREER AND TECHNICAL CENTER
MADISON COUNTY, OHIO**

NOTES TO THE BASIC FINANCIAL STATEMENTS
FOR THE FISCAL YEAR ENDED JUNE 30, 2021

NOTE 2 - SUMMARY OF SIGNIFICANT ACCOUNTING POLICIES - (Continued)

FIDUCIARY FUND

Fiduciary fund reporting focuses on net position and changes in net position. The fiduciary fund category is split into four classifications: pension trust funds, investment trust funds, private-purpose trust funds and custodial funds. Trust funds are used to account for assets held by the District under a trust agreement for individuals, private organizations, or other governments and are therefore not available to support the Center's own programs. The Center currently has no trust funds. Custodial funds are used to report fiduciary activities that are not required to be reported in a trust fund. The Center's custodial fund accounts for funds held on behalf of student organizations in which the Center has no administrative involvement.

C. Measurement Focus/Basis of Accounting

Government-Wide Financial Statements - The government-wide financial statements are prepared using a flow of economic resources measurement focus. All assets and deferred outflows of resources and all liabilities and deferred inflows of resources associated with the operation of the Center are included on the statement of net position. The statement of activities presents increases (i.e. revenues) and decreases (i.e. expenses) in total net position.

Fund Financial Statements - All governmental funds are accounted for using a flow of current financial resources measurement focus. With this measurement focus, only current assets and deferred outflows of resources and current liabilities and deferred inflows of resources generally are included on the balance sheet. The statement of revenues, expenditures and changes in fund balances reflects on the sources (i.e., revenues and other financing sources) and uses (i.e., expenditures and other financing uses) of current financial resources. This approach differs from the manner in which the governmental activities of the government-wide financial statements are prepared. Governmental fund financial statements therefore include a reconciliation with brief explanations to better identify the relationship between the government-wide statements and the fund statements for governmental funds.

D. Basis of Accounting

Basis of accounting determines when transactions are recorded in the financial records and reported on the financial statements. Government-wide financial statements are prepared using the accrual basis of accounting. Governmental funds use the modified accrual basis of accounting; fiduciary funds use the accrual basis of accounting. Differences in the accrual and modified accrual basis of accounting arise in the recognition of revenue, the recording of deferred inflows of resources and in the presentation of expenses versus expenditures.

Revenues - Exchange and Non-Exchange Transactions - Revenue resulting from exchange transactions, in which each party gives and receives essentially equal value, is recorded on the accrual basis when the exchange takes place. On the modified accrual basis, revenue is recorded in the fiscal year in which the resources are measurable and become available. Available means that the resources will be collected within the current fiscal year or are expected to be collected soon enough thereafter to be used to pay liabilities of the current fiscal year. For the Center, available means expected to be received within sixty days of the fiscal year-end.

Nonexchange transactions, in which the Center receives value without directly giving equal value in return, include property taxes, grants, entitlements and donations. On an accrual basis, revenue from property taxes and payment in lieu of taxes are recognized in the fiscal year for which the taxes are levied. Revenue from grants, entitlements and donations is recognized in the fiscal year in which all eligibility requirements have been satisfied. Eligibility requirements include timing requirements, which specify the year when the resources are required to be used or the year when use is first permitted, matching requirements, in which the Center must provide local resources to be used for a specified purpose, and expenditure requirements, in which the resources are provided to the Center on a reimbursement basis. On the modified accrual basis, revenue from nonexchange transactions must also be available before it can be recognized.

Under the modified accrual basis, the following revenue sources are considered to be both measurable and available at year-end: property taxes available as an advance, payment in lieu of taxes, tuition, grants, and fees.

**TOLLES CAREER AND TECHNICAL CENTER
MADISON COUNTY, OHIO**

NOTES TO THE BASIC FINANCIAL STATEMENTS
FOR THE FISCAL YEAR ENDED JUNE 30, 2021

NOTE 2 - SUMMARY OF SIGNIFICANT ACCOUNTING POLICIES - (Continued)

Deferred Inflows/Outflows of Resources - In addition to assets, the statement of net position will sometimes report a separate section for deferred outflows of resources. This separate financial statement element, *deferred outflows of resources*, represents a consumption of net position that applies to a future period(s) and so will *not* be recognized as an outflow of resources (expense/expenditures) until then. The Center has two items that qualify for reporting in this category, deferred charges on pension and OPEB costs are reported in the government-wide statement of net position. The deferred outflows related to pensions and OPEB are explained in Notes 12 and 13.

In addition to liabilities, the statement of financial position will sometimes report a separate section for deferred inflows of resources. This separate financial statement element, *deferred inflows of resources*, represents an acquisition of net position that applies to future period(s) and so will *not* be recognized as an inflow of resources (revenue) until that time. The Center has nonexchange revenue transactions where a receivable has been recorded because property taxes and payment in lieu of taxes were levied, but the resources cannot be used until a future period. These items have been reported as deferred inflows on the government-wide statement of net position. The deferred inflows of resources related to pension and OPEB are reported on the government-wide Statement of Net Position. See Notes 12 and 13 for further information.

On the modified accrual basis of accounting, the Center has recorded certain receivables where the related revenue is unavailable. Unavailable revenues have been reported as deferred inflows of resources on the governmental fund balance sheet.

Property taxes and payment in lieu of taxes for which there is an enforceable legal claim as of June 30, 2021, but which were levied to finance year 2022 operations, have been recorded as deferred inflows of resources. Grants and entitlements received before the eligibility requirements are met are also recorded as deferred inflows of resources.

On governmental fund financial statements, receivables that will not be collected within the available period have also been reported as deferred inflows of resources.

Expenses/Expenditures - On the accrual basis, expenses are recognized at the time they are incurred.

The measurement focus of governmental fund accounting is on decreases in net financial resources (expenditures) rather than expenses. Expenditures are generally recognized in the accounting period in which the related fund liability is incurred, if measurable. Allocations of cost, such as depreciation and amortization, are not recognized in governmental funds.

E. Budgets

The Center is required by State statute to adopt an annual appropriated cash basis budget for all funds except custodial funds. The specific timetable for fiscal year 2021 is as follows:

1. Prior to January 15, the Superintendent and Treasurer submit to the Board of Education a proposed operating budget for the fiscal year commencing the following July 1. The budget includes proposed expenditures and the means of financing for all funds. Public hearings are publicized and conducted to obtain taxpayers' comments. The purpose of this budget document is to reflect the need for existing (or increased) tax rates.
2. By no later than January 20, the Board-adopted budget is filed with the Madison County Budget Commission for tax rate determination.

**TOLLES CAREER AND TECHNICAL CENTER
MADISON COUNTY, OHIO**

NOTES TO THE BASIC FINANCIAL STATEMENTS
FOR THE FISCAL YEAR ENDED JUNE 30, 2021

NOTE 2 - SUMMARY OF SIGNIFICANT ACCOUNTING POLICIES - (Continued)

3. Prior to April 1, the Board of Education accepts, by formal resolution, the tax rates as determined by the Budget Commission and receives the Commission's certificate of estimated resources which states the projected revenue of each fund. Prior to July 1, the Center must revise its budget so that total contemplated expenditures from any fund during the ensuing year will not exceed the amount stated in the certificate of estimated resources. The revised budget then serves as a basis for the appropriation measure. On or about July 1, the certificate is amended to include any unencumbered balances from the preceding year as reported by the Center Treasurer. The certificate may be further amended during the year if projected increases or decreases in revenue are identified by the Center Treasurer. The budget figures, as shown in the accompanying budgetary statement, reflect the amounts set forth in the original and final amended certificate issued for fiscal year 2021.
4. By July 1, the annual appropriation resolution is legally enacted by the Board of Education at the fund level of expenditures, which is the legal level of budgetary control. Although the legal level of budgetary control was established at the fund level of expenditures, the Center has elected to present budgetary statement comparisons at the fund and function level of expenditures. State statute permits a temporary appropriation to be effective until no later than October 1 of each year. Resolution appropriations by fund must be within the estimated resources as certified by the County Budget Commission and the total of expenditures may not exceed the appropriation totals.
5. Any revisions that alter the total of any fund appropriation must be approved by the Board of Education.
6. Formal budgetary integration is employed as a management control device during the year for all funds consistent with the general obligation bond indenture and other statutory provisions.
7. Appropriation amounts are as originally adopted, or as amended by the Board of Education through the year by supplemental appropriations, which either reallocated or increased the original, appropriated amounts. The Board legally enacted all supplemental appropriations, during fiscal year 2021. The budget figures, as shown in the accompanying budgetary statement, reflect the original and final appropriation amounts, including all amendments approved in the fiscal year.
8. Unencumbered appropriations lapse at year end. Encumbered appropriations are carried forward to the succeeding fiscal year and need not be re-appropriated. Expenditures may not legally exceed budgeted appropriations at the fund level.

F. Cash and Investments

To improve cash management, cash received by the Center is pooled. Monies for all funds are maintained in this pool. Individual fund integrity is maintained through the Center's records. Each fund's interest in the pool is presented as "equity in pooled cash, cash equivalents and investments" on the basic financial statements.

During fiscal year 2021, investments were limited to federal agency securities, municipal bonds, U.S. Treasury notes, negotiable certificates of deposit (CDs), commercial paper, U.S. Government money market funds, and STAR Ohio. Except for nonparticipating investment contracts, investments are reported at fair value, which is based on quoted market prices.

STAR Ohio (the State Treasury Asset Reserve of Ohio), is an investment pool managed by the State Treasurer's Office which allows governments within the State to pool their funds for investment purposes. STAR Ohio is not registered with the SEC as an investment company, but has adopted Governmental Accounting Standards Board (GASB), Statement No. 79, "Certain External Investment Pools and Pool Participants." The Center measures its investment in STAR Ohio at the net asset value (NAV) per share provided by STAR Ohio. The NAV per share is calculated on an amortized cost basis that provides an NAV per share that approximates fair value.

**TOLLES CAREER AND TECHNICAL CENTER
MADISON COUNTY, OHIO**

NOTES TO THE BASIC FINANCIAL STATEMENTS
FOR THE FISCAL YEAR ENDED JUNE 30, 2021

NOTE 2 - SUMMARY OF SIGNIFICANT ACCOUNTING POLICIES - (Continued)

For fiscal year 2021, there were no limitations or restrictions on any participant withdrawals due to redemption notice periods, liquidity fees, or redemption gates. However, notice must be given 24 hours in advance of all deposits and withdrawals exceeding \$100 million. STAR Ohio reserves the right to limit the transaction to \$250 million, requiring the excess amount to be transacted the following business day(s), but only to the \$250 million limit. All accounts of the participant will be combined for these purposes.

Under existing Ohio statutes, interest earnings are allotted to the general fund unless the Board of Education has, by resolution, specified funds to receive an allocation of interest earnings. Interest revenue credited to the general fund during fiscal year 2021 amounted to \$60,749, which includes \$42,556 assigned from other Center funds.

For presentation on the basic financial statements, investments of the cash management pool and investments with original maturities of three months or less at the time they are purchased by the Center are considered to be cash equivalents. Investments with an initial maturity of more than three months are reported as investments.

An analysis of the Center's investments at fiscal year-end is provided in Note 4.

G. Inventories

On government-wide and fund financial statements, purchased inventories are presented at the lower of cost or market and donated commodities are presented at their entitlement value. Inventories are recorded on a first-in, first-out basis and are expensed when used. Inventories are accounted for using the consumption method.

Inventories consist of donated and purchased food, and supplies held for resale, and materials and supplies for consumption. The Center had no materials and supplies inventory to report at June 30, 2021.

H. Prepaid Items

Payments made to vendors for services that will benefit periods beyond June 30, 2021, are recorded as prepaid items.

I. Capital Assets

Capital assets generally result from expenditures of governmental funds. These assets are reported in the governmental activities column of the government-wide statement of net position but are not reported in the fund financial statements.

Capital assets are capitalized at cost (or estimated historical cost) and updated for additions and reductions during the year. Donated capital assets are recorded at their acquisition values on the date donated. The Center maintains a capitalization threshold of \$1,000. The Center does not have any infrastructure. Improvements are capitalized; the costs of normal maintenance and repairs that do not add to the value of the asset or materially extend an asset's life are not.

All capital assets except land are depreciated. Improvements are depreciated over the remaining useful lives of the related capital assets. Depreciation is computed using the straight-line method over the following useful lives:

<u>Description</u>	<u>Estimated Lives</u>
Building and building improvements	15 - 50 years
Furniture and equipment	5 - 25 years
Vehicles	5 - 15 years
Land improvements	15 - 99 years

**TOLLES CAREER AND TECHNICAL CENTER
MADISON COUNTY, OHIO**

NOTES TO THE BASIC FINANCIAL STATEMENTS
FOR THE FISCAL YEAR ENDED JUNE 30, 2021

NOTE 2 - SUMMARY OF SIGNIFICANT ACCOUNTING POLICIES - (Continued)

J. Interfund Assets/Liabilities

On fund financial statements, receivables and payables resulting from short-term interfund loans or interfund services provided and used are classified as interfund loans receivable/payable. Interfund balances within governmental activities are eliminated on the government wide statement of net position.

K. Compensated Absences

Vacation benefits are accrued as a liability as the benefits are earned if the employees' rights to receive compensation are attributable to services already rendered and it is probable that the Center will compensate the employees for the benefits through paid time off or some other means. The Center records a liability for accumulated unused vacation time when earned for all employees with more than one year of service.

Sick leave benefits are accrued as a liability using the vesting method. The liability includes the employees who are currently eligible to receive termination benefits as well as those that are probable of receiving payments in the future. The amount is based on accumulated sick leave and employees' wage rates at fiscal year end, taking into consideration any limits specified in the Center's termination policy. The Center records a liability for accumulated unused sick leave for employees age 50 or older after ten years of service.

L. Accrued Liabilities and Long-Term Obligations

All payables, accrued liabilities and long-term obligations are reported in the government-wide financial statements.

In general, governmental fund payables and accrued liabilities that, once incurred, are paid in a timely manner and in full from current financial resources are reported as obligations of the funds. Capital leases and promissory notes are recognized as a liability on the fund financial statements when due. Net pension/OPEB liability should be recognized in the governmental funds to the extent that benefit payments are due and payable and the pension/OPEB plan's fiduciary net position is not sufficient for payment of those benefits.

M. Interfund Transactions

Transfers within governmental activities are eliminated on the government-wide financial statements.

Exchange transactions between funds are reported as revenues in the seller funds and as expenditures/expenses in the purchaser funds. Flows of cash or goods from one fund to another without a requirement for repayment are reported as Interfund transfers. Interfund transfers are reported as other financing sources/uses in governmental funds. Repayment from funds responsible for particular expenditures/expenses to the funds that initially paid for them are not presented on the financial statements.

N. Fund Balance

Fund balance is divided into five classifications based primarily on the extent to which the Center is bound to observe constraints imposed upon the use of the resources in the governmental funds. The classifications are as follows:

Nonspendable - The nonspendable fund balance classification includes amounts that cannot be spent because they are not in spendable form or legally required to be maintained intact. The "not in spendable form" criterion includes items that are not expected to be converted to cash.

Restricted - Fund balance is reported as restricted when constraints are placed on the use of resources that are either externally imposed by creditors (such as through debt covenants), grantors, contributors, or laws or regulations of other governments, or imposed by law through constitutional provisions or enabling legislation.

**TOLLES CAREER AND TECHNICAL CENTER
MADISON COUNTY, OHIO**

NOTES TO THE BASIC FINANCIAL STATEMENTS
FOR THE FISCAL YEAR ENDED JUNE 30, 2021

NOTE 2 - SUMMARY OF SIGNIFICANT ACCOUNTING POLICIES - (Continued)

Committed - The committed fund balance classification includes amounts that can be used only for the specific purposes imposed by a formal action (resolution) of the Center Board of Education (the highest level of decision making authority). Those committed amounts cannot be used for any other purpose unless the Center Board of Education removes or changes the specified use by taking the same type of action (resolution) it employed to previously commit those amounts. Committed fund balance also incorporates contractual obligations to the extent that existing resources in the fund have been specifically committed for use in satisfying those contractual requirements.

Assigned - Amounts in the assigned fund balance classification are intended to be used by the Center for specific purposes, but do not meet the criteria to be classified as restricted nor committed. In governmental funds other than the general fund, assigned fund balance represents the remaining amount that is not restricted or committed. In the general fund, assigned amounts represent intended uses established by policies of the Center Board of Education, which includes giving the Treasurer the authority to constrain monies for intended purposes.

Unassigned - Unassigned fund balance is the residual classification for the general fund and includes all spendable amounts not contained in the other classifications. In other governmental funds, the unassigned classification is only used to report a deficit fund balance resulting from overspending for specific purposes for which amounts had been restricted, committed, or assigned.

The Center applies restricted resources first when expenditures are incurred for purposes for which restricted and unrestricted (committed, assigned, and unassigned) fund balance is available. Similarly, within unrestricted fund balance, committed amounts are reduced first followed by assigned, and then unassigned amounts when expenditures are incurred for purposes for which amounts in any of the unrestricted fund balance classifications could be used.

O. Net Position

Net position represents the difference between assets and deferred outflows of resources and liabilities and deferred inflows of resources. Net investment in capital assets are recorded net of accumulated depreciation, reduced by the outstanding balance of any borrowing used for the acquisition, construction or improvement of those assets. Net position is reported as restricted when there are limitations imposed on their use either through the enabling legislation adopted by the Center or through external restrictions imposed by creditors, grantors or laws or regulations of other governments.

The Center applies restricted resources when an expense is incurred for purposes for which both restricted and unrestricted net position are available.

P. Estimates

The preparation of financial statements in conformity with accounting principles generally accepted in the United States of America requires management to make estimates and assumptions that affect the amounts reported in the financial statements and accompanying notes. Actual results may differ from those estimates.

Q. Restricted Assets

Assets are reported as restricted assets when limitations on their use change the normal understanding of the availability of the asset. Such constraints are either externally imposed by creditors, contributors, grantors, or laws or regulations of other governments or imposed by law through constitutional provisions or enabling legislation. The Center has no restricted assets.

**TOLLES CAREER AND TECHNICAL CENTER
MADISON COUNTY, OHIO**

NOTES TO THE BASIC FINANCIAL STATEMENTS
FOR THE FISCAL YEAR ENDED JUNE 30, 2021

NOTE 2 - SUMMARY OF SIGNIFICANT ACCOUNTING POLICIES - (Continued)

R. Pensions/Other Postemployment Benefits (OPEB)

For purposes of measuring the net pension/OPEB liability, net OPEB asset, deferred outflows of resources and deferred inflows of resources related pensions/OPEB, and pension/OPEB expense, information about the fiduciary net position of the pension/OPEB plans and additions to/deductions from their fiduciary net position have been determined on the same basis as they are reported by the pension/OPEB plan. For this purpose, benefit payments (including refunds of employee contributions) are recognized when due and payable in accordance with the benefit terms. The pension/OPEB plans report investments at fair value.

S. Fair Value

The Center categorizes its fair value measurements within the fair value hierarchy established by generally accepted accounting principles. The hierarchy is based on the valuation inputs used to measure the fair value of the asset. Level 1 inputs are quoted prices in active markets for identical assets; Level 2 inputs are significant other observable inputs; Level 3 inputs are significant unobservable inputs.

NOTE 3 - ACCOUNTABILITY AND COMPLIANCE

A. Change in Accounting Principles

For fiscal year 2021, the Center has applied GASB Statement No. 95, "Postponement of the Effective Dates of Certain Authoritative Guidance." GASB Statement No. 95 provides temporary relief to governments and other stakeholders in light of the COVID-19 pandemic. This objective is accomplished by postponing the effective dates of certain provisions in Statements and Implementation Guides that first became effective or are scheduled to become effective for periods beginning after June 15, 2018, and later.

Certain provisions contained in the following pronouncements were scheduled to be implemented for the fiscal year ended June 30, 2021. Due to the implementation of GASB Statement No. 95, the effective dates of certain provisions contained in these pronouncements are postponed until the fiscal year ended June 30, 2022:

- Statement No. 87, *Leases*
- Implementation Guide No. 2019-3, *Leases*
- Statement No. 89, *Accounting for Interest Cost Incurred before the End of a Construction Period*
- Statement No. 92, *Omnibus 2020*
- Statement No. 93, *Replacement of Interbank Offered Rates*

B. Deficit Fund Balances

Fund balances at June 30, 2021 included the following individual fund deficits:

<u>Nonmajor Governmental Funds</u>	<u>Deficit</u>
Adult Education	\$ 11,065
Coronavirus Relief	35,233
Vocational Education	77,423
Miscellaneous Federal Grants	7,307

The general fund is liable for any deficit in these funds and provides transfers when cash is required, not when accruals occur. The deficit fund balances resulted from adjustments for accrued liabilities.

**TOLLES CAREER AND TECHNICAL CENTER
MADISON COUNTY, OHIO**

NOTES TO THE BASIC FINANCIAL STATEMENTS
FOR THE FISCAL YEAR ENDED JUNE 30, 2021

NOTE 4 - DEPOSITS AND INVESTMENTS

State statutes classify monies held by the Center into three categories.

Active deposits are public deposits necessary to meet current demands on the treasury. Such monies must be maintained either as cash in the Center treasury, in commercial accounts payable or withdrawable on demand, including negotiable order of withdrawal (NOW) accounts, or in money market deposit accounts.

Inactive deposits are public deposits that the Board of Education has identified as not required for use within the current five year period of designation of depositories. Inactive deposits must either be evidenced by certificates of deposit maturing not later than the end of the current period of designation of depositories, or by savings or deposit accounts including, but not limited to, passbook accounts.

Interim deposits are deposits of interim monies. Interim monies are those monies which are not needed for immediate use, but which will be needed before the end of the current period of designation of depositories.

Interim deposits must be evidenced by time certificates of deposit maturing not more than one year from the date of deposit or by savings or deposit accounts including passbook accounts.

Interim monies may be deposited or invested in the following securities:

1. United States Treasury Notes, Bills, Bonds, or any other obligation or security issued by the United States Treasury or any other obligation guaranteed as to principal and interest by the United States;
2. Bonds, notes, debentures, or any other obligations or securities issued by any federal government agency or instrumentality, including, but not limited to, the Federal National Mortgage Association, Federal Home Loan Bank, Federal Farm Credit Bank, Federal Home Loan Mortgage Corporation and Government National Mortgage Association. All federal agency securities shall be direct issuances of federal government agencies or instrumentalities;
3. Written repurchase agreements in the securities listed above provided that the fair value of the securities subject to the repurchase agreement must exceed the principal value of the agreement by at least two percent and be marked to market daily, and that the term of the agreement must not exceed thirty days;
4. Bonds and other obligations of the State of Ohio; and with certain limitations including a requirement for maturity within ten years from the date of settlement, bonds and other obligations of political subdivision of the State of Ohio, if training requirements have not been met;
5. Time certificates of deposit or savings or deposit accounts including, but not limited to, passbook accounts.
6. No-load money market mutual funds consisting exclusively of obligations described in items (1) and (2) above and repurchase agreements secured by such obligations, provided that investments in securities described in this division are made only through eligible institutions;
7. The State Treasurer's investment pool, the State Treasury Asset Reserve of Ohio (STAR Ohio);
8. Certain banker's acceptances (for a period not to exceed one hundred eighty days) and commercial paper notes (for a period not to exceed two hundred seventy days) in an amount not to exceed 40 percent of the interim monies available for investment at any one time if training requirements have not been met; and,

**TOLLES CAREER AND TECHNICAL CENTER
MADISON COUNTY, OHIO**

**NOTES TO THE BASIC FINANCIAL STATEMENTS
FOR THE FISCAL YEAR ENDED JUNE 30, 2021**

NOTE 4 - DEPOSITS AND INVESTMENTS - (Continued)

Protection of the deposits is provided by the Federal Deposit Insurance Corporation (FDIC), by eligible securities pledged by the financial institution as security for repayment, or by the financial institutions participation in the Ohio Pooled Collateral System (OPCS), a collateral pool of eligible securities deposited with a qualified trustee and pledged to the Treasurer of State to secure the repayment of all public monies deposited in the financial institution.

Investments in stripped principal or interest obligations, reverse repurchase agreements and derivatives are prohibited. The issuance of taxable notes for the purpose of arbitrage, the use of leverage and short selling are also prohibited. Except as noted above, an investment must mature within five years from the date of purchase unless matched to a specific obligation or debt of the Center, and must be purchased with the expectation that it will be held to maturity. Investments may only be made through specified dealers and institutions. Payment for investments may be made only upon delivery of the securities representing the investments to the Treasurer or, if the securities are not represented by a certificate, upon receipt of confirmation of transfer from the custodian.

A. Cash on Hand

At June 30, 2021, the Center had \$1,410 in cash on hand. This amount is reported as “equity in pooled cash, cash equivalents and investments” on the basic financial statements.

B. Deposits with Financial Institutions

At June 30, 2021, the carrying amount of all Center deposits was \$10,175,626 and the bank balance of all District deposits was \$10,504,843. Of the bank balance, \$250,000 was covered by the FDIC and \$10,254,843 was covered by the Ohio Pooled Collateral System (OPCS).

Custodial credit risk is the risk that, in the event of bank failure, the Center will not be able to recover deposits or collateral securities that are in the possession of an outside party. The Center has no deposit policy for custodial credit risk beyond the requirements of State statute. Ohio law requires that deposits either be insured or protected by (1) eligible securities pledged to the Center’s and deposited with a qualified trustee by the financial institution as security for repayment whose fair value at all times shall be at least 105 percent of the deposits being secured, or (2) participation in the OPCS, a collateral pool of eligible securities deposited with a qualified trustee and pledged to the Treasurer of State to secure the repayment of all public monies deposited in the financial institution. OPCS requires the total fair value of the securities pledged to be 102 percent of the deposits being secured or a rate set by the Treasurer of State. For 2021, the Center’s financial institution was approved for a reduced collateral rate through the OPCS. Although all statutory requirements for the deposit of money had been followed, noncompliance with Federal requirements could potentially subject the Center to a successful claim by the FDIC.

**TOLLES CAREER AND TECHNICAL CENTER
MADISON COUNTY, OHIO**

NOTES TO THE BASIC FINANCIAL STATEMENTS
FOR THE FISCAL YEAR ENDED JUNE 30, 2021

NOTE 4 - DEPOSITS AND INVESTMENTS - (Continued)

C. Investments

As of June 30, 2021, the Center had the following investments and maturities:

Measurement/ <u>Investment type</u>	Measurement <u>Amount</u>	Investment Maturities				
		6 months or <u>less</u>	7 to 12 <u>months</u>	13 to 18 <u>months</u>	19 to 24 <u>months</u>	Greater than <u>24 months</u>
<i>Amortized Cost:</i>						
STAR Ohio	\$ 53	\$ 53	\$ -	\$ -	\$ -	\$ -
<i>Fair Value:</i>						
U.S. Government money market	5,063	5,063	-	-	-	-
FFCB	290,190	-	290,190	-	-	-
FHLMC	609,669	-	-	-	-	609,669
Municipal bonds	403,358	-	-	-	-	403,358
U.S. Treasury note	335,891	335,891	-	-	-	-
Negotiable CDs	4,072,672	248,877	1,506,942	254,949	1,540,365	521,539
Commercial paper	1,433,637	249,952	1,183,685	-	-	-
Total	<u>\$ 7,150,533</u>	<u>\$ 839,836</u>	<u>\$ 2,980,817</u>	<u>\$ 254,949</u>	<u>\$ 1,540,365</u>	<u>\$ 1,534,566</u>

The weighted average maturity of investments is 1.51 years.

The Center's investments in STAR Ohio, U.S. Government money market accounts are valued using quoted market prices in active markets (Level 1 inputs). The Center's investments in federal agency securities (FFCB, FHLMC), municipal bonds, commercial paper and negotiable CDs are valued using quoted prices in markets that are not considered to be active, dealer quotations or alternative pricing sources for similar assets or liabilities for which all significant inputs are observable, either directly or indirectly (Level 2 inputs).

Interest Rate Risk: Interest rate risk arises as potential purchasers of debt securities will not agree to pay face value for those securities if interest rates subsequently increase. As a means of limiting its exposure to fair value losses arising from rising interest rates and according to State law, the Center's investment policy limits investment portfolio maturities to five years or less.

Credit Risk: The investments in federal agency securities and the U.S. Treasury notes were rated AA+ and Aaa by Standard & Poor's and Moody's Investor Services, respectively. The investments in municipal bonds were rated AA+/AA and Aa2 by Standard & Poor's and Moody's Investor Services, respectively. The investments in commercial paper were rated A-1+/A-1 and P-1 by Standard & Poor's and Moody's Investor Services. Standard & Poor's has assigned the U.S. Government money market mutual funds and STAR Ohio an AAAM money market rating. The Center's negotiable certificates of deposit were not rated and are insured by FDIC. The Center has no investment policy dealing with investment credit risk beyond the requirements in State statutes.

Custodial Credit Risk: For an investment, custodial credit risk is the risk that, in the event of the failure of the counterparty, the Center will not be able to recover the value of its investments or collateral securities that are in the possession of an outside party. The federal agency securities and U.S Treasury securities are exposed to custodial credit risk in that they are uninsured, unregistered, and held by the counterparty's trust department or agent but not in the Center's name. The Center has no investment policy dealing with investment custodial risk beyond the requirement in State statute that prohibits payment for investments prior to the delivery of the securities representing such investments to the treasurer or qualified trustee.

**TOLLES CAREER AND TECHNICAL CENTER
MADISON COUNTY, OHIO**

NOTES TO THE BASIC FINANCIAL STATEMENTS
FOR THE FISCAL YEAR ENDED JUNE 30, 2021

NOTE 4 - DEPOSITS AND INVESTMENTS - (Continued)

Concentration of Credit Risk: The Center places no limit on the amount that may be invested in any one issuer. The following table includes the percentage of each investment type held by the Center at June 30, 2021:

<u>Measurement/Investment Type</u>	Measurement	
	<u>Amount</u>	<u>% to Total</u>
<i>Amortized Cost:</i>		
STAR Ohio	\$ 53	0.00
<i>Fair Value:</i>		
U.S. Government money market	5,063	0.07
FFCB	290,190	4.06
FHLMC	609,669	8.52
Municipal bonds	403,358	5.64
U.S. Treasury note	335,891	4.70
Negotiable CDs	4,072,672	56.96
Commercial paper	<u>1,433,637</u>	<u>20.05</u>
Total	<u>\$ 7,150,533</u>	<u>100.00</u>

D. Reconciliation of Cash and Investments to the Statement of Net Position

The following is a reconciliation of cash and investments as reported in the note above to cash and investments as reported on the statement of net position as of June 30, 2021:

<u>Cash and investments per note</u>	
Carrying amount of deposits	\$ 10,175,626
Investments	7,150,533
Cash on hand	<u>1,410</u>
Total	<u>\$ 17,327,569</u>
 <u>Cash and investments per statement of net position</u>	
Governmental activities	\$ 17,267,120
Custodial fund	<u>60,449</u>
Total	<u>\$ 17,327,569</u>

**TOLLES CAREER AND TECHNICAL CENTER
MADISON COUNTY, OHIO**

NOTES TO THE BASIC FINANCIAL STATEMENTS
FOR THE FISCAL YEAR ENDED JUNE 30, 2021

NOTE 5 - INTERFUND TRANSACTIONS

- A. Interfund transfers for the year ended June 30, 2021 consisted of the following, as reported on the fund financial statements:

<u>Transfers from:</u>	<u>Transfers to:</u>	<u>Amount</u>
General Fund	Nonmajor Special Revenue Funds:	
	Adult Education	\$ 88,501
	Food Service	41,500
	Debt Service	237,581
	Special Building Capital Projects	<u>200,000</u>
Total Transfers		<u>\$ 567,582</u>

Transfers are used to move revenues from the fund that statute or budget required to collect them to the fund that statute or budget requires to expend them and to use unrestricted revenues collected in the general fund to finance various programs accounted for in other funds in accordance with budgetary authorizations.

Interfund transfers between governmental funds are eliminated on the government-wide financial statements. No interfund transfers are reported on the statement of activities.

All transfers were made in compliance with Ohio Revised Code Sections 5705.14, 5705.15 and 5705.16.

- B. Interfund balances at June 30, 2021, as reported on the fund financial statements, consist of the following interfund loans receivable/payable:

<u>Receivable Fund</u>	<u>Payable Funds</u>	<u>Amount</u>
General Fund	Nonmajor Special Revenue Funds:	
	Governor's Education Emergency Relief	\$ 87,749
	Elementary and Secondary Education Emergency Relief	<u>40,966</u>
Total Interfund Loans Receivable/Payable		<u>\$ 128,715</u>

The primary purpose of the interfund loans is to cover the negative cash balances at fiscal year-end in the nonmajor governmental funds. The interfund balances will be repaid once the anticipated revenues are received. All interfund balances are expected to be repaid within one year. Interfund balances between governmental funds have been eliminated on the statement of net position.

NOTE 6 - PROPERTY TAXES

Property taxes are levied, assessed and collected on a calendar year basis, while the Center's fiscal year runs from July through June. They include amounts levied against all real, public utility, and tangible personal property located in the Center's boundaries. Taxes collected on real property (other than public utility) in one calendar year are levied in the preceding calendar year on assessed values as of January 1 of that preceding year, the lien date. Assessed values are established by the County Auditor at 35 percent of appraised market value. All property is required to be revalued every six years. Real property taxes are payable annually or semiannually. If paid annually, payment is due January 20. If paid semi-annually, the first payment is usually due January 20, with the remainder payable June 20. Under certain circumstances, state statute permits alternate payment dates to be established.

**TOLLES CAREER AND TECHNICAL CENTER
MADISON COUNTY, OHIO**

NOTES TO THE BASIC FINANCIAL STATEMENTS
FOR THE FISCAL YEAR ENDED JUNE 30, 2021

NOTE 6 - PROPERTY TAXES - (Continued)

Public utility real and public utility personal property taxes collected in one calendar year are levied in the preceding calendar year on assessed values determined as of December 31 of the second year proceeding the tax collection year, the lien date. Real property is assessed at 35% of market value and personal property is assessed at 100 percent of market value. Public utility property taxes are payable on the same dates as real property taxes described previously.

The Center receives property taxes from Madison, Franklin, Union, Delaware and Fayette Counties. Tax settlements are made each February and August for real property and each June and October for personal property taxes.

Accrued property taxes receivable includes the late personal property tax settlement, real property, public utility property, and tangible personal property taxes which were measurable as of fiscal year end, and for which there was an enforceable legal claim. Although, total property tax collections for the next fiscal year are measurable, only the amount available as an advance at June 30 is intended to finance current fiscal year operations and is reflected as revenue at fiscal year-end. The receivable is offset by a credit to deferred inflows for that portion not intended to finance current year operations. The amount available as an advance at June 30, 2021 and June 30, 2020 was \$5,118,205 and \$1,529,095, respectively.

On the full accrual basis, collectible delinquent property taxes have been recorded as a receivable and revenue. On the modified accrual basis, the revenue is a deferred inflow of resources.

The full tax rate at the fiscal year ended June 30, 2021 for operations was \$1.60 per \$1,000 of assessed valuation. The assessed values of real and tangible personal property on which the fiscal year 2021 taxes were collected were as follows:

	2020 Second Half Collections		2021 First Half Collections	
	<u>Amount</u>	<u>Percent</u>	<u>Amount</u>	<u>Percent</u>
Agricultural/residential and other real estate	\$ 7,754,160,610	96.05	\$ 8,910,342,640	96.40
Public utility personal	<u>318,934,610</u>	<u>3.95</u>	<u>332,835,880</u>	<u>3.60</u>
Total	<u>\$ 8,073,095,220</u>	<u>100.00</u>	<u>\$ 9,243,178,520</u>	<u>100.00</u>
Tax rate per \$1,000 of assessed valuation	\$ 1.60		\$ 1.60	

NOTE 7 - RECEIVABLES

Receivables at June 30, 2021 consisted of taxes, payments in lieu of taxes, interest, and intergovernmental grants and entitlements. All receivables are considered collectible in full due to the ability to foreclose for the nonpayment of taxes, the stable condition of State programs, and the current guarantee of federal funds.

A summary of the receivables follows:

Governmental Activities	<u>Amount</u>
Property taxes	\$ 13,559,572
Payments in lieu of taxes	100,000
Interest	25,297
Intergovernmental	<u>94,605</u>
Total Governmental activities	<u>\$ 13,779,474</u>

**TOLLES CAREER AND TECHNICAL CENTER
MADISON COUNTY, OHIO**

NOTES TO THE BASIC FINANCIAL STATEMENTS
FOR THE FISCAL YEAR ENDED JUNE 30, 2021

NOTE 8 - TAX ABATEMENTS ENTERED INTO BY OTHER GOVERNMENTS

Enterprise Zones and Community Reinvestment Areas

Other governments entered into property tax abatement agreements with property and business owners under Enterprise Zone Agreements (“EZAs”) and the Ohio Community Reinvestment Area (“CRA”) program with the taxing districts of the Career Center. The EZAs and CRA program are directive incentive tax exemption programs benefiting property and business owners who renovate or construct new buildings or bring new jobs into the area. Under these programs, the other governments designated areas to encourage revitalization of the existing housing stock, the development of new structures, and economic growth. Within the taxing districts of the Career Center, certain municipal governments located in the counties of Franklin and Madison have entered into such agreements. Under the agreements entered into by Franklin County and Madison County, the Center’s property taxes were reduced \$12,186 from EZAs and \$95,318 from CRAs for fiscal year 2021.

NOTE 9 - CAPITAL ASSETS

Capital asset activity for the fiscal year ended June 30, 2021, was as follows.

	Balance June 30, 2020	Additions	Disposals	Balance June 30, 2021
<i>Governmental Activities</i>				
Nondepreciable capital assets:				
Land	\$ 150,000	\$ -	\$ -	\$ 150,000
Total nondepreciable capital assets	<u>150,000</u>	<u>-</u>	<u>-</u>	<u>150,000</u>
Depreciable capital assets:				
Land improvements	104,016	-	-	104,016
Building and building improvements	22,482,599	-	-	22,482,599
Furniture and equipment	6,699,143	288,448	(18,329)	6,969,262
Vehicles	282,158	-	-	282,158
Total depreciable capital assets	<u>29,567,916</u>	<u>288,448</u>	<u>(18,329)</u>	<u>29,838,035</u>
Accumulated depreciation:				
Land improvements	(27,825)	(2,172)	-	(29,997)
Building and building improvements	(12,519,397)	(532,558)	-	(13,051,955)
Furniture and equipment	(4,798,171)	(353,930)	16,473	(5,135,628)
Vehicles	(242,348)	(7,867)	-	(250,215)
Total accumulated depreciation	<u>(17,587,741)</u>	<u>(896,527)</u>	<u>16,473</u>	<u>(18,467,795)</u>
Total depreciable capital assets, net	<u>11,980,175</u>	<u>(608,079)</u>	<u>(1,856)</u>	<u>11,370,240</u>
Total governmental activities capital assets, net	<u>\$ 12,130,175</u>	<u>\$ (608,079)</u>	<u>\$ (1,856)</u>	<u>\$ 11,520,240</u>

**TOLLES CAREER AND TECHNICAL CENTER
MADISON COUNTY, OHIO**

NOTES TO THE BASIC FINANCIAL STATEMENTS
FOR THE FISCAL YEAR ENDED JUNE 30, 2021

NOTE 9 - CAPITAL ASSETS - (Continued)

Depreciation expense was charged to governmental functions as follows:

Instructional:	
Regular	\$ 17,727
Special	2,605
Vocational	724,671
Adult/continuing	86
Support services:	
Pupil	2,024
Instructional staff	44,837
Administration	1,148
Fiscal	431
Operation and maintenance of plant	83,963
Pupil transportation	1,894
Central	703
Food Service	16,438
Total depreciation	<u>\$ 896,527</u>

NOTE 10 - LONG-TERM OBLIGATIONS

During fiscal year 2021, the following changes occurred in governmental activities long-term obligations.

	Balance June 30, 2020	Additions	Reductions	Balance June 30, 2021	Amounts Due in One Year
<i>Governmental Activities</i>					
Promissory note	\$ 1,534,928	\$ -	\$ (183,116)	\$ 1,351,812	\$ 190,102
Capital leases payable	45,243	-	(45,243)	-	-
Net pension liability	13,741,622	1,463,320	-	15,204,942	-
Net OPEB liability	796,451	-	(28,308)	768,143	-
Compensated absences payable	<u>886,157</u>	<u>182,221</u>	<u>(188,368)</u>	<u>880,010</u>	<u>129,227</u>
Total	<u>\$ 17,004,401</u>	<u>\$ 1,645,541</u>	<u>\$ (445,035)</u>	<u>\$ 18,204,907</u>	<u>\$ 319,329</u>

Payments of principal and interest relating to the promissory note and the capital lease agreement are recorded as expenditures in the debt service fund (a nonmajor governmental fund) and general fund, respectively. Compensated absences are paid from the general fund for all funds except the adult education fund (a nonmajor governmental fund).

See Notes 12 and 13 for further discussion of the net pension liability and the net OPEB liability/asset, respectively.

On February 19, 2016 the Board of Education entered into a promissory note with the Richwood Banking Company for \$2,254,610 in order to fund an energy conservation project. The note carries an interest rate of 3.75%. The note will mature on November 20, 2027. At June 30, 2021, the Center has capitalized assets with a carrying value of \$528,114, that were related to the project.

**TOLLES CAREER AND TECHNICAL CENTER
MADISON COUNTY, OHIO**

NOTES TO THE BASIC FINANCIAL STATEMENTS
FOR THE FISCAL YEAR ENDED JUNE 30, 2021

NOTE 10 - LONG-TERM OBLIGATIONS - (Continued)

The promissory note is considered a direct borrowing. Direct borrowings have terms negotiated directly between the Center and the lender and are not offered for public sale. In the event of default, the interest rate on this note will be increased by 5%; however, in no event will the interest rate exceed the maximum interest rate limitations under applicable law. Upon default, Richwood Banking may declare the entire unpaid principal balance under this note and all accrued unpaid interest immediately due.

The following is a schedule of the future annual debt service requirements for the promissory note.

Fiscal Year	Principal	Interest	Total
2022	\$ 190,102	\$ 47,479	\$ 237,581
2023	197,355	40,226	237,581
2024	204,884	32,697	237,581
2025	212,701	24,880	237,581
2026	220,816	16,765	237,581
2027 - 2028	<u>325,954</u>	<u>10,086</u>	<u>336,040</u>
Total	<u>\$ 1,351,812</u>	<u>\$ 172,133</u>	<u>\$ 1,523,945</u>

NOTE 11 - CAPITAL LEASES

In a prior fiscal year, the Center entered into a lease agreement for copiers. The terms of this lease agreement provided an option to purchase the asset.

Capital lease payments have been reclassified and are reflected as debt service expenditures on the fund financial statements. These expenditures are reflected as program/function expenditures on a budgetary basis. Governmental capital assets acquired by lease have been capitalized in an amount equal to the present value of the future minimum payments as of the dates of their inception. A corresponding liability has been recorded and is presented as a component of long-term liabilities on the statement of net position. During fiscal year 2021, principal payments equaled \$45,243 and interest payments equaled \$1,984 paid from the general fund. These amounts are reflected as debt service expenditures in the fund financial statements.

The capital lease obligation was paid in full in fiscal year 2021.

NOTE 12 - DEFINED BENEFIT PENSION PLANS

The Statewide retirement systems provide both pension benefits and other postemployment benefits (OPEB).

Net Pension Liability/Net OPEB Liability/Asset

Pensions and OPEB are a component of exchange transactions - between an employer and its employees - of salaries and benefits for employee services. Pensions/OPEB are provided to an employee - on a deferred-payment basis - as part of the total compensation package offered by an employer for employee services each financial period.

The net pension/OPEB liability (asset) represent the Center's proportionate share of each pension/OPEB plan's collective actuarial present value of projected benefit payments attributable to past periods of service, net of each pension/OPEB plan's fiduciary net position. The net pension/OPEB liability (asset) calculation is dependent on critical long-term variables, including estimated average life expectancies, earnings on investments, cost of living adjustments and others. While these estimates use the best information available, unknowable future events require adjusting these estimates annually.

**TOLLES CAREER AND TECHNICAL CENTER
MADISON COUNTY, OHIO**

NOTES TO THE BASIC FINANCIAL STATEMENTS
FOR THE FISCAL YEAR ENDED JUNE 30, 2021

NOTE 12 - DEFINED BENEFIT PENSION PLANS - (Continued)

Ohio Revised Code limits the Center’s obligation for this liability to annually required payments. The Center cannot control benefit terms or the manner in which pensions/OPEB are financed; however, the Center does receive the benefit of employees’ services in exchange for compensation including pension and OPEB.

GASB 68/75 assumes the liability is solely the obligation of the employer, because (1) they benefit from employee services; and (2) State statute requires funding to come from these employers. All pension contributions to date have come solely from these employers (which also includes pension costs paid in the form of withholdings from employees). The retirement systems may allocate a portion of the employer contributions to provide for these OPEB benefits. In addition, health care plan enrollees pay a portion of the health care costs in the form of a monthly premium. State statute requires the retirement systems to amortize unfunded pension liabilities within 30 years. If the pension amortization period exceeds 30 years, each retirement system’s board must propose corrective action to the State legislature. Any resulting legislative change to benefits or funding could significantly affect the net pension/OPEB liability (asset). Resulting adjustments to the net pension/OPEB liability (asset) would be effective when the changes are legally enforceable. The Ohio Revised Code permits, but does not require, the retirement systems to provide healthcare to eligible benefit recipients.

The remainder of this note includes the required pension disclosures. See Note 13 for the required OPEB disclosures.

The proportionate share of each plan’s unfunded benefits is presented as a long-term *net pension/OPEB liability (asset)* on the accrual basis of accounting. Any liability for the contractually-required pension contribution outstanding at the end of the year is included in intergovernmental payable on both the accrual and modified accrual bases of accounting.

Plan Description - School Employees Retirement System (SERS)

Plan Description - The Center non-teaching employees participate in SERS, a cost-sharing multiple-employer defined benefit pension plan administered by SERS. SERS provides retirement, disability and survivor benefits, annual cost-of-living adjustments, and death benefits to plan members and beneficiaries. Authority to establish and amend benefits is provided by Ohio Revised Code Chapter 3309. SERS issues a publicly available, stand-alone financial report that includes financial statements, required supplementary information and detailed information about SERS’ fiduciary net position. That report can be obtained by visiting the SERS website at www.ohsers.org under Employers/Audit Resources.

Age and service requirements for retirement are as follows:

	Eligible to Retire on or before August 1, 2017 *	Eligible to Retire after August 1, 2017
Full benefits	Age 65 with 5 years of services credit; or Any age with 30 years of service credit	Age 67 with 10 years of service credit; or Age 57 with 30 years of service credit
Actuarially reduced benefits	Age 60 with 5 years of service credit; or Age 55 with 25 years of service credit	Age 62 with 10 years of service credit; or Age 60 with 25 years of service credit

* Members with 25 years of service credit as of August 1, 2017 will be included in this plan.

Annual retirement benefits are calculated based on final average salary multiplied by a percentage that varies based on years of service; 2.2% for the first thirty years of service and 2.5% for years of service credit over 30. Final average salary is the average of the highest three years of salary.

Effective January 1, 2018, SERS cost-of-living adjustment (COLA) changed from a fixed 3% annual increase to one based on the Consumer Price Index (CPI-W) with a cap of 2.5% and a floor of 0%. SERS also has the authority to award or suspend the COLA, or to adjust the COLA above or below CPI-W. SERS suspended the COLA increases for 2018, 2019 and 2020 for current retirees, and confirmed their intent to implement a four-year waiting period for the start of a COLA for future retirees. For 2021, the COLA was 0.5%.

**TOLLES CAREER AND TECHNICAL CENTER
MADISON COUNTY, OHIO**

NOTES TO THE BASIC FINANCIAL STATEMENTS
FOR THE FISCAL YEAR ENDED JUNE 30, 2021

NOTE 12 - DEFINED BENEFIT PENSION PLANS - (Continued)

Funding Policy - Plan members are required to contribute 10% of their annual covered salary and the Center is required to contribute 14% of annual covered payroll. The contribution requirements of plan members and employers are established and may be amended by the SERS' Retirement Board up to statutory maximum amounts of 10% for plan members and 14% for employers. The Retirement Board, acting with the advice of the actuary, allocates the employer contribution rate among four of the System's funds (Pension Trust Fund, Death Benefit Fund, Medicare B Fund, and Health Care Fund). For the fiscal year ended June 30, 2021, the allocation to pension, death benefits, and Medicare B was 14.0%.

The Center's contractually required contribution to SERS was \$200,381 for fiscal year 2021. Of this amount, \$5,686 is reported as intergovernmental payable.

Plan Description - State Teachers Retirement System (STRS)

Plan Description - Licensed teachers participate in STRS, a cost-sharing multiple-employer public employee retirement system administered by STRS. STRS provides retirement and disability benefits to members and death and survivor benefits to beneficiaries. STRS issues a stand-alone financial report that includes financial statements, required supplementary information and detailed information about STRS' fiduciary net position. That report can be obtained by writing to STRS, 275 E. Broad St., Columbus, OH 43215-3771, by calling (888) 227-7877, or by visiting the STRS website at www.strsoh.org.

New members have a choice of three retirement plans: a Defined Benefit (DB) Plan, a Defined Contribution (DC) Plan and a Combined (CO) Plan. Benefits are established by Ohio Revised Code Chapter 3307. The DB Plan offers an annual retirement allowance based on final average salary multiplied by a percentage that varies based on years of service. Effective August 1, 2015, the calculation will be 2.2% of final average salary for the five highest years of earnings multiplied by all years of service. Effective July 1, 2017, the cost-of-living adjustment was reduced to zero. Members are eligible to retire at age 60 with five years of qualifying service credit, or age 55 with 28 years of service, or 33 years of service regardless of age. Eligibility changes will be phased in until August 1, 2026, when retirement eligibility for unreduced benefits will be five years of service credit and age 65, or 35 years of service credit and at least age 60.

The DC Plan allows members to place all of their member contributions and 9.53% of the 14% employer contributions into an investment account. Investment allocation decisions are determined by the member. The remaining 4.47% of the 14% employer rate is allocated to the defined benefit unfunded liability. A member is eligible to receive a retirement benefit at age 50 and termination of employment. The member may elect to receive a lifetime monthly annuity or a lump sum withdrawal.

The Combined Plan offers features of both the DB Plan and the DC Plan. In the Combined Plan, 12% of the 14% member rate goes to the DC Plan and the remaining 2% is applied to the DB Plan. Member contributions to the DC Plan are allocated among investment choices by the member, and contributions to the DB Plan from the employer and the member are used to fund the defined benefit payment at a reduced level from the regular DB Plan. The defined benefit portion of the Combined Plan payment is payable to a member on or after age 60 with five years of service. The defined contribution portion of the account may be taken as a lump sum payment or converted to a lifetime monthly annuity after termination of employment at age 50 and after termination of employment.

New members who choose the DC Plan or Combined Plan will have another opportunity to reselect a permanent plan during their fifth year of membership. Members may remain in the same plan or transfer to another STRS plan. The optional annuitization of a member's defined contribution account or the defined contribution portion of a member's Combined Plan account to a lifetime benefit results in STRS bearing the risk of investment gain or loss on the account. STRS has therefore included all three plan options as one defined benefit plan for GASB 68 reporting purposes.

A DB or Combined Plan member with five or more years of credited service who is determined to be disabled may qualify for a disability benefit. Eligible survivors of members who die before service retirement may qualify for monthly benefits. New members on or after July 1, 2013, must have at least ten years of qualifying service credit to apply for disability benefits. Members in the DC Plan who become disabled are entitled only to their account balance. If a member of the DC Plan dies before retirement benefits begin, the member's designated beneficiary is entitled to receive the member's account balance.

**TOLLES CAREER AND TECHNICAL CENTER
MADISON COUNTY, OHIO**

NOTES TO THE BASIC FINANCIAL STATEMENTS
FOR THE FISCAL YEAR ENDED JUNE 30, 2021

NOTE 12 - DEFINED BENEFIT PENSION PLANS - (Continued)

Funding Policy - Employer and member contribution rates are established by the State Teachers Retirement Board and limited by Chapter 3307 of the Ohio Revised Code. For fiscal year 2021, plan members were required to contribute 14% of their annual covered salary. The Center was required to contribute 14%; the entire 14% was the portion used to fund pension obligations. The fiscal year 2021 contribution rates were equal to the statutory maximum rates.

The Center's contractually required contribution to STRS was \$911,776 for fiscal year 2021. Of this amount, \$129,369 is reported as intergovernmental payable.

Pension Liabilities, Pension Expense, and Deferred Outflows of Resources and Deferred Inflows of Resources Related to Pensions

The net pension liability was measured as of June 30, 2020, and the total pension liability used to calculate the net pension liability was determined by an actuarial valuation as of that date. The Center's proportion of the net pension liability was based on the Center's share of contributions to the pension plan relative to the projected contributions of all participating entities.

Following is information related to the proportionate share and pension expense:

	<u>SERS</u>	<u>STRS</u>	<u>Total</u>
Proportion of the net pension liability prior measurement date	0.03400790%	0.05293777%	
Proportion of the net pension liability current measurement date	<u>0.03824890%</u>	<u>0.05238406%</u>	
Change in proportionate share	<u>0.00424100%</u>	<u>-0.00055371%</u>	
Proportionate share of the net pension liability	\$ 2,529,863	\$ 12,675,079	\$ 15,204,942
Pension expense	\$ 159,233	\$ 1,631,967	\$ 1,791,200

At June 30, 2021, the Center reported deferred outflows of resources and deferred inflows of resources related to pensions from the following sources:

	<u>SERS</u>	<u>STRS</u>	<u>Total</u>
Deferred outflows of resources			
Differences between expected and actual experience	\$ 4,914	\$ 28,440	\$ 33,354
Net difference between projected and actual earnings on pension plan investments	160,594	616,392	776,986
Changes of assumptions	-	680,407	680,407
Difference between employer contributions and proportionate share of contributions/ change in proportionate share	154,277	-	154,277
Contributions subsequent to the measurement date	<u>200,381</u>	<u>911,776</u>	<u>1,112,157</u>
Total deferred outflows of resources	<u>\$ 520,166</u>	<u>\$ 2,237,015</u>	<u>\$ 2,757,181</u>

**TOLLES CAREER AND TECHNICAL CENTER
MADISON COUNTY, OHIO**

NOTES TO THE BASIC FINANCIAL STATEMENTS
FOR THE FISCAL YEAR ENDED JUNE 30, 2021

NOTE 12 - DEFINED BENEFIT PENSION PLANS - (Continued)

	<u>SERS</u>	<u>STRS</u>	<u>Total</u>
Deferred inflows of resources			
Differences between expected and actual experience	\$ -	\$ 81,050	\$ 81,050
Difference between employer contributions and proportionate share of contributions/ change in proportionate share	<u>60,506</u>	<u>396,988</u>	<u>457,494</u>
Total deferred inflows of resources	<u>\$ 60,506</u>	<u>\$ 478,038</u>	<u>\$ 538,544</u>

\$1,112,157 reported as deferred outflows of resources related to pension resulting from Center contributions subsequent to the measurement date will be recognized as a reduction of the net pension liability in the fiscal year ending June 30, 2022.

Other amounts reported as deferred outflows of resources and deferred inflows of resources related to pension will be recognized in pension expense as follows:

	<u>SERS</u>	<u>STRS</u>	<u>Total</u>
Fiscal Year Ending June 30:			
2022	\$ 36,354	\$ 263,086	\$ 299,440
2023	105,709	88,340	194,049
2024	66,936	243,493	310,429
2025	<u>50,280</u>	<u>252,282</u>	<u>302,562</u>
Total	<u>\$ 259,279</u>	<u>\$ 847,201</u>	<u>\$ 1,106,480</u>

Actuarial Assumptions - SERS

SERS' total pension liability was determined by their actuaries in accordance with GASB Statement No. 67, as part of their annual actuarial valuation for each defined benefit retirement plan. Actuarial valuations of an ongoing plan involve estimates of the value of reported amounts (e.g., salaries, credited service) and assumptions about the probability of occurrence of events far into the future (e.g., mortality, disabilities, retirements, employment termination). Actuarially determined amounts are subject to continual review and potential modifications, as actual results are compared with past expectations and new estimates are made about the future.

Projections of benefits for financial reporting purposes are based on the substantive plan (the plan as understood by the employers and plan members) and include the types of benefits provided at the time of each valuation and the historical pattern of sharing benefit costs between the employers and plan members to that point. The projection of benefits for financial reporting purposes does not explicitly incorporate the potential effects of legal or contractual funding limitations.

Actuarial calculations reflect a long-term perspective. For a newly hired employee, actuarial calculations will take into account the employee's entire career with the employer and also take into consideration the benefits, if any, paid to the employee after termination of employment until the death of the employee and any applicable contingent annuitant. In many cases actuarial calculations reflect several decades of service with the employer and the payment of benefits after termination.

**TOLLES CAREER AND TECHNICAL CENTER
MADISON COUNTY, OHIO**

NOTES TO THE BASIC FINANCIAL STATEMENTS
FOR THE FISCAL YEAR ENDED JUNE 30, 2021

NOTE 12 - DEFINED BENEFIT PENSION PLANS - (Continued)

Key methods and assumptions used in calculating the total pension liability in the latest actuarial valuation, prepared as of June 30, 2020, are presented below:

Wage inflation	3.00%
Future salary increases, including inflation	3.50% to 18.20%
COLA or ad hoc COLA	2.50%
Investment rate of return	7.50% net of investment expense, including inflation
Actuarial cost method	Entry age normal (level percent of payroll)

For 2020, the mortality rates were based on the RP-2014 Blue Collar Mortality Table with fully generational projection and a five-year age set-back for both males and females. Mortality among service retired members, and beneficiaries were based upon the RP-2014 Blue Collar Mortality Table with fully generational projection with Scale BB, 120% of male rates, and 110% of female rates. Mortality among disabled members was based upon the RP-2000 Disabled Mortality Table, 90% for male rates and 100% for female rates, set back five years is used for the period after disability retirement.

The most recent experience study was completed for the five year period ended June 30, 2015.

The long-term return expectation for the Pension Plan Investments has been determined using a building-block approach and assumes a time horizon, as defined in SERS' *Statement of Investment Policy*. A forecasted rate of inflation serves as the baseline for the return expectation. Various real return premiums over the baseline inflation rate have been established for each asset class. The long-term expected nominal rate of return has been determined by calculating a weighted average of the expected real return premiums for each asset class, adding the projected inflation rate, and adding the expected return from rebalancing uncorrelated asset classes.

The target allocation and best estimates of arithmetic real rates of return for each major asset class are summarized in the following table:

Asset Class	Target Allocation	Long-Term Expected Real Rate of Return
Cash	2.00 %	1.85 %
US Equity	22.50	5.75
International Equity	22.50	6.50
Fixed Income	19.00	2.85
Private Equity	12.00	7.60
Real Assets	17.00	6.60
Multi-Asset Strategies	5.00	6.65
Total	<u>100.00 %</u>	

Discount Rate - The total pension liability was calculated using the discount rate of 7.50%. The projection of cash flows used to determine the discount rate assumed the contributions from employers and from the members would be computed based on contribution requirements as stipulated by State statute. Projected inflows from investment earnings were calculated using the long-term assumed investment rate of return (7.50%). Based on those assumptions, the plan's fiduciary net position was projected to be available to make all future benefit payments of current plan members. Therefore, the long-term expected rate of return on pension plan investments was applied to all periods of projected benefits to determine the total pension liability.

**TOLLES CAREER AND TECHNICAL CENTER
MADISON COUNTY, OHIO**

NOTES TO THE BASIC FINANCIAL STATEMENTS
FOR THE FISCAL YEAR ENDED JUNE 30, 2021

NOTE 12 - DEFINED BENEFIT PENSION PLANS - (Continued)

Sensitivity of the Center's Proportionate Share of the Net Pension Liability to Changes in the Discount Rate - Net pension liability is sensitive to changes in the discount rate, and to illustrate the potential impact the following table presents the net pension liability calculated using the discount rate of 7.50%, as well as what each plan's net pension liability would be if it were calculated using a discount rate that is one percentage point lower (6.50%), or one percentage point higher (8.50%) than the current rate.

	1% Decrease	Current Discount Rate	1% Increase
Center's proportionate share of the net pension liability	\$ 3,465,603	\$ 2,529,863	\$ 1,744,759

Actuarial Assumptions - STRS

Key methods and assumptions used in the latest actuarial valuation, reflecting experience study results used in the July 1, 2020, actuarial valuation are presented below:

	July 1, 2020
Inflation	2.50%
Projected salary increases	12.50% at age 20 to 2.50% at age 65
Investment rate of return	7.45%, net of investment expenses, including inflation
Payroll increases	3.00%
Cost-of-living adjustments (COLA)	0.00%

For the July 1, 2020, actuarial valuation, post-retirement mortality rates for healthy retirees are based on the RP-2014 Annuitant Mortality Table with 50% of rates through age 69, 70% of rates between ages 70 and 79, 90% of rates between ages 80 and 84, and 100% of rates thereafter, projected forward generationally using mortality improvement scale MP-2016. Post-retirement disabled mortality rates are based on the RP-2014 Disabled Mortality Table with 90% of rates for males and 100% of rates for females, projected forward generationally using mortality improvement scale MP-2016. Pre-retirement mortality rates are based on RP-2014 Employee Mortality Table, projected forward generationally using mortality improvement scale MP-2016.

Actuarial assumptions used in the July 1, 2020 valuation are based on the results of an actuarial experience study for the period July 1, 2011 through June 30, 2016.

STRS Ohio's investment consultant develops an estimate range for the investment return assumption based on the target allocation adopted by the Retirement Board. The target allocation and long-term expected rate of return for each major asset class are summarized as follows:

Asset Class	Target Allocation	Long-Term Expected Real Rate of Return *
Domestic Equity	28.00 %	7.35 %
International Equity	23.00	7.55
Alternatives	17.00	7.09
Fixed Income	21.00	3.00
Real Estate	10.00	6.00
Liquidity Reserves	1.00	2.25
Total	100.00 %	

**TOLLES CAREER AND TECHNICAL CENTER
MADISON COUNTY, OHIO**

NOTES TO THE BASIC FINANCIAL STATEMENTS
FOR THE FISCAL YEAR ENDED JUNE 30, 2021

NOTE 12 - DEFINED BENEFIT PENSION PLANS - (Continued)

**10-Year geometric nominal returns, which include the real rate of return and inflation of 2.25% and does not include investment expenses. Over a 30-year period, STRS' investment consultant indicates that the above target allocations should generate a return above the actuarial rate of return, without net value added by management.

Discount Rate - The discount rate used to measure the total pension liability was 7.45% as of June 30, 2020. The projection of cash flows used to determine the discount rate assumes member and employer contributions will be made at the statutory contribution rates in accordance with rate increases described above. For this purpose, only employer contributions that are intended to fund benefits of current plan members and their beneficiaries are included. Projected employer contributions that are intended to fund the service costs of future plan members and their beneficiaries, as well as projected contributions from future plan members, are not included. Based on those assumptions, STRS' fiduciary net position was projected to be available to make all projected future benefit payments to current plan members as of June 30, 2020. Therefore, the long-term expected rate of return on pension plan investments of 7.45% was applied to all periods of projected benefit payment to determine the total pension liability as of June 30, 2020.

Sensitivity of the Center's Proportionate Share of the Net Pension Liability to Changes in the Discount Rate - The following table presents the Center's proportionate share of the net pension liability calculated using the current period discount rate assumption of 7.45%, as well as what the Center's proportionate share of the net pension liability would be if it were calculated using a discount rate that is one-percentage-point lower (6.45%) or one-percentage-point higher (8.45%) than the current rate:

	1% Decrease	Current Discount Rate	1% Increase
Center's proportionate share of the net pension liability	\$ 18,047,105	\$ 12,675,079	\$ 8,122,733

NOTE 13 - DEFINED BENEFIT OPEB PLANS

Net OPEB Liability/Asset

See Note 12 for a description of the net OPEB liability (asset).

Plan Description - School Employees Retirement System (SERS)

Health Care Plan Description - The Center contributes to the SERS Health Care Fund, administered by SERS for non-certificated retirees and their beneficiaries. For GASB 75 purposes, this plan is considered a cost-sharing other postemployment benefit (OPEB) plan. SERS' Health Care Plan provides healthcare benefits to eligible individuals receiving retirement, disability, and survivor benefits, and to their eligible dependents. Members who retire after June 1, 1986, need 10 years of service credit, exclusive of most types of purchased credit, to qualify to participate in SERS' health care coverage. In addition to age and service retirees, disability benefit recipients and beneficiaries who are receiving monthly benefits due to the death of a member or retiree, are eligible for SERS' health care coverage. Most retirees and dependents choosing SERS' health care coverage are over the age of 65 and therefore enrolled in a fully insured Medicare Advantage plan; however, SERS maintains a traditional, self-insured preferred provider organization for its non-Medicare retiree population. For both groups, SERS offers a self-insured prescription drug program. Health care is a benefit that is permitted, not mandated, by statute. The financial report of the Plan is included in the SERS Comprehensive Annual Financial Report which can be obtained on SERS' website at www.ohsers.org under Employers/Audit Resources.

Access to health care for retirees and beneficiaries is permitted in accordance with Section 3309 of the Ohio Revised Code. The Health Care Fund was established and is administered in accordance with Internal Revenue Code Section 105(e). SERS' Retirement Board reserves the right to change or discontinue any health plan or program. Active employee members do not contribute to the Health Care Plan. The SERS Retirement Board established the rules for the premiums paid by the retirees for health care coverage for themselves and their dependents or for their surviving beneficiaries. Premiums vary depending on the plan selected, qualified years of service, Medicare eligibility, and retirement status.

**TOLLES CAREER AND TECHNICAL CENTER
MADISON COUNTY, OHIO**

NOTES TO THE BASIC FINANCIAL STATEMENTS
FOR THE FISCAL YEAR ENDED JUNE 30, 2021

NOTE 13 - DEFINED BENEFIT OPEB PLANS - (Continued)

Funding Policy - State statute permits SERS to fund the health care benefits through employer contributions. Each year, after the allocation for statutorily required pensions and benefits, the Retirement Board may allocate the remainder of the employer contribution of 14% of covered payroll to the Health Care Fund in accordance with the funding policy. For the fiscal year ended June 30, 2021, SERS did not allocate any employer contributions to post-employment health care. An additional health care surcharge on employers is collected for employees earning less than an actuarially determined minimum compensation amount, pro-rated if less than a full year of service credit was earned. For fiscal year 2021, this amount was \$23,000. Statutes provide that no employer shall pay a health care surcharge greater than 2% of that employer's SERS-covered payroll; nor may SERS collect in aggregate more than 1.5% of the total statewide SERS-covered payroll for the health care surcharge. For fiscal year 2021, the Center's surcharge obligation was \$1,450.

The surcharge added to the allocated portion of the 14% employer contribution rate is the total amount assigned to the Health Care Fund. The Center's contractually required contribution to SERS was \$1,450 for fiscal year 2021 and is reported as intergovernmental payable.

Plan Description - State Teachers Retirement System (STRS)

Plan Description - The State Teachers Retirement System of Ohio (STRS) administers a cost-sharing Health Plan administered for eligible retirees who participated in the defined benefit or combined pension plans offered by STRS. Ohio law authorizes STRS to offer this plan. Benefits include hospitalization, physicians' fees, prescription drugs and partial reimbursement of monthly Medicare Part B premiums. Medicare Part B premium reimbursements will be discontinued effective January 1, 2021. The Plan is included in the report of STRS which can be obtained by visiting www.strsoh.org or by calling (888) 227-7877.

Funding Policy - Ohio Revised Code Chapter 3307 authorizes STRS to offer the Plan and gives the Retirement Board discretionary authority over how much, if any, of the health care costs will be absorbed by STRS. Active employee members do not contribute to the Health Care Plan. Nearly all health care plan enrollees, for the most recent year, pay a portion of the health care costs in the form of a monthly premium. Under Ohio law, funding for post-employment health care may be deducted from employer contributions, currently 14% of covered payroll. For the fiscal year ended June 30, 2020, STRS did not allocate any employer contributions to post-employment health care.

OPEB Liabilities/Assets, OPEB Expense, and Deferred Outflows of Resources and Deferred Inflows of Resources Related to OPEB

The net OPEB liability/asset was measured as of June 30, 2020, and the total OPEB liability/asset used to calculate the net OPEB liability/asset was determined by an actuarial valuation as of that date. The Center's proportion of the net OPEB liability/asset was based on the Center's share of contributions to the respective retirement systems relative to the contributions of all participating entities.

**TOLLES CAREER AND TECHNICAL CENTER
MADISON COUNTY, OHIO**

NOTES TO THE BASIC FINANCIAL STATEMENTS
FOR THE FISCAL YEAR ENDED JUNE 30, 2021

NOTE 13 - DEFINED BENEFIT OPEB PLANS - (Continued)

Following is information related to the proportionate share and OPEB expense:

	<u>SERS</u>	<u>STRS</u>	<u>Total</u>
Proportion of the net OPEB liability/asset prior measurement date	0.03167070%	0.05293777%	
Proportion of the net OPEB liability/asset current measurement date	<u>0.03534410%</u>	<u>0.05238406%</u>	
Change in proportionate share	<u>0.00367340%</u>	<u>-0.00055371%</u>	
Proportionate share of the net OPEB liability	\$ 768,143	\$ -	\$ 768,143
Proportionate share of the net OPEB asset	\$ -	\$ (920,649)	\$ (920,649)
OPEB expense	\$ (65,230)	\$ (62,068)	\$ (127,298)

At June 30, 2021, the Center reported deferred outflows of resources and deferred inflows of resources related to OPEB from the following sources:

	<u>SERS</u>	<u>STRS</u>	<u>Total</u>
Deferred outflows of resources			
Differences between expected and actual experience	\$ 10,087	\$ 58,990	\$ 69,077
Net difference between projected and actual earnings on OPEB plan investments	8,654	32,266	40,920
Changes of assumptions	130,941	15,198	146,139
Difference between employer contributions and proportionate share of contributions/ change in proportionate share	70,406	-	70,406
Contributions subsequent to the measurement date	<u>1,450</u>	<u>-</u>	<u>1,450</u>
Total deferred outflows of resources	<u>\$ 221,538</u>	<u>\$ 106,454</u>	<u>\$ 327,992</u>
Deferred inflows of resources			
Differences between expected and actual experience	\$ 390,655	\$ 183,381	\$ 574,036
Changes of assumptions	19,347	874,462	893,809
Difference between employer contributions and proportionate share of contributions/ change in proportionate share	<u>153,250</u>	<u>26,504</u>	<u>179,754</u>
Total deferred inflows of resources	<u>\$ 563,252</u>	<u>\$ 1,084,347</u>	<u>\$ 1,647,599</u>

\$1,450 reported as deferred outflows of resources related to OPEB resulting from Center contributions subsequent to the measurement date will be recognized as a reduction of the net OPEB liability/asset in the fiscal year ending June 30, 2022.

**TOLLES CAREER AND TECHNICAL CENTER
MADISON COUNTY, OHIO**

NOTES TO THE BASIC FINANCIAL STATEMENTS
FOR THE FISCAL YEAR ENDED JUNE 30, 2021

NOTE 13 - DEFINED BENEFIT OPEB PLANS - (Continued)

Other amounts reported as deferred outflows of resources and deferred inflows of resources related to OPEB will be recognized in OPEB expense as follows:

	SERS	STRS	Total
Fiscal Year Ending June 30:			
2022	\$ (76,066)	\$ (245,064)	\$ (321,130)
2023	(75,442)	(223,226)	(298,668)
2024	(75,542)	(215,564)	(291,106)
2025	(69,149)	(205,501)	(274,650)
2026	(39,443)	(43,922)	(83,365)
Thereafter	(7,522)	(44,616)	(52,138)
Total	\$ (343,164)	\$ (977,893)	\$ (1,321,057)

Actuarial Assumptions - SERS

The total OPEB liability is determined by SERS' actuaries in accordance with GASB Statement No. 74, as part of their annual actuarial valuation for each retirement plan. Actuarial valuations of an ongoing plan involve estimates of the value of reported amounts (e.g., salaries, credited service) and assumptions about the probability of occurrence of events far into the future (e.g., mortality, disabilities, retirements, employment terminations). Actuarially determined amounts are subject to continual review and potential modifications, as actual results are compared with past expectations and new estimates are made about the future.

Projections of benefits for financial reporting purposes are based on the substantive plan (the plan as understood by the employers and plan members) and include the types of benefits provided at the time of each valuation and the historical pattern of sharing benefit costs between the employers and plan members to that point. The projection of benefits for financial reporting purposes does not explicitly incorporate the potential effects of legal or contractual funding limitations.

Actuarial calculations reflect a long-term perspective. For a newly hired employee, actuarial calculations will take into account the employee's entire career with the employer and also take into consideration the benefits, if any, paid to the employee after termination of employment until the death of the employee and any applicable contingent annuitant. In many cases, actuarial calculations reflect several decades of service with the employer and the payment of benefits after termination.

**TOLLES CAREER AND TECHNICAL CENTER
MADISON COUNTY, OHIO**

NOTES TO THE BASIC FINANCIAL STATEMENTS
FOR THE FISCAL YEAR ENDED JUNE 30, 2021

NOTE 13 - DEFINED BENEFIT OPEB PLANS - (Continued)

Key methods and assumptions used in calculating the total OPEB liability in the latest actuarial valuation date of June 30, 2020 are presented below:

Wage inflation	3.00%
Future salary increases, including inflation	3.50% to 18.20%
Investment rate of return	7.50% net of investment expense, including inflation
Municipal bond index rate:	
Measurement date	2.45%
Prior measurement date	3.13%
Single equivalent interest rate, net of plan investment expense, including price inflation:	
Measurement date	2.63%
Prior measurement date	3.22%
Medical trend assumption:	
Measurement date	
Medicare	5.25 to 4.75%
Pre-Medicare	7.00 to 4.75%
Prior measurement date	
Medicare	5.25 to 4.75%
Pre-Medicare	7.00 to 4.75%

Mortality rates were based on the RP-2014 Blue Collar Mortality Table with fully generational projection and Scale BB, 120% of male rates and 110% of female rates. RP-2000 Disabled Mortality Table with 90% for male rates and 100% for female rates set back five years.

The most recent experience study was completed for the five year period ended June 30, 2015.

The long-term expected rate of return on plan assets is reviewed as part of the actuarial five-year experience study. The most recent study covers fiscal years 2010 through 2015, and was adopted by the Board on April 21, 2016. Several factors are considered in evaluating the long-term rate of return assumption including long-term historical data, estimates inherent in current market data, and a log-normal distribution analysis in which best-estimate ranges of expected future real rates of return were developed by the investment consultant for each major asset class. These ranges were combined to produce the long-term expected rate of return, 7.50%, by weighting the expected future real rates of return by the target asset allocation percentage and then adding expected inflation. The capital market assumptions developed by the investment consultant are intended for use over a 10-year horizon and may not be useful in setting the long-term rate of return for funding pension plans which covers a longer timeframe. The assumption is intended to be a long-term assumption and is not expected to change absent a significant change in the asset allocation, a change in the inflation assumption, or a fundamental change in the market that alters expected returns in future years.

**TOLLES CAREER AND TECHNICAL CENTER
MADISON COUNTY, OHIO**

NOTES TO THE BASIC FINANCIAL STATEMENTS
FOR THE FISCAL YEAR ENDED JUNE 30, 2021

NOTE 13 - DEFINED BENEFIT OPEB PLANS - (Continued)

The target asset allocation and best estimates of arithmetic real rates of return for each major asset class, as used in the June 30, 2015 five-year experience study, are summarized as follows:

Asset Class	Target Allocation	Long-Term Expected Real Rate of Return
Cash	2.00 %	1.85 %
US Equity	22.50	5.75
International Equity	22.50	6.50
Fixed Income	19.00	2.85
Private Equity	12.00	7.60
Real Assets	17.00	6.60
Multi-Asset Strategies	5.00	6.65
Total	<u>100.00 %</u>	

Discount Rate - The discount rate used to measure the total OPEB liability at June 30, 2020 was 2.63%. The discount rate used to measure total OPEB liability prior to June 30, 2019 was 3.22%. The projection of cash flows used to determine the discount rate assumed that contributions will be made from members and the System at the state statute contribution rate of 2.00% of projected covered employee payroll each year, which includes a 1.50% payroll surcharge and 0.50% of contributions from the basic benefits plan. Based on these assumptions, the OPEB plan's fiduciary net position was projected to become insufficient to make future benefit payments during the fiscal year ending June 30, 2025. Therefore, the long-term expected rate of return on OPEB plan assets was used to present value the projected benefit payments through the fiscal year ending June 30, 2024 and the Fidelity General Obligation 20-year Municipal Bond Index rate of 2.45%, as of June 30, 2020 (i.e. municipal bond rate), was used to present value the projected benefit payments for the remaining years in the projection. A municipal bond rate of 3.13% was used as of June 30, 2019. The total present value of projected benefit payments from all years was then used to determine the single rate of return that was used as the discount rate. The projection of future benefit payments for all current plan members was until the benefit payments ran out.

Sensitivity of the Center's Proportionate Share of the Net OPEB Liability to Changes in the Discount Rate and Changes in the Health Care Cost Trend Rates - The net OPEB liability is sensitive to changes in the discount rate and the health care cost trend rate. The following table presents the net OPEB liability of SERS, what SERS' net OPEB liability would be if it were calculated using a discount rate that is 1 percentage point lower (1.63%) and higher (3.63%) than the current discount rate (2.63%). Also shown is what SERS' net OPEB liability would be based on health care cost trend rates that are 1 percentage point lower (6.00% decreasing to 3.75%) and higher (8.00% decreasing to 5.75%) than the current rate (7.00% decreasing to 4.75%).

	1% Decrease	Current Discount Rate	1% Increase
Center's proportionate share of the net OPEB liability	\$ 940,188	\$ 768,143	\$ 631,368

	1% Decrease	Current Trend Rate	1% Increase
Center's proportionate share of the net OPEB liability	\$ 604,854	\$ 768,143	\$ 986,502

**TOLLES CAREER AND TECHNICAL CENTER
MADISON COUNTY, OHIO**

NOTES TO THE BASIC FINANCIAL STATEMENTS
FOR THE FISCAL YEAR ENDED JUNE 30, 2021

NOTE 13 - DEFINED BENEFIT OPEB PLANS - (Continued)

Actuarial Assumptions - STRS

Key methods and assumptions used in the latest actuarial valuation, reflecting experience study results used in the July 1, 2020, actuarial valuation, compared with July 1, 2019, are presented below:

	July 1, 2020		July 1, 2019	
	Initial	Ultimate	Initial	Ultimate
Inflation	2.50%		2.50%	
Projected salary increases	12.50% at age 20 to 2.50% at age 65		12.50% at age 20 to 2.50% at age 65	
Investment rate of return	7.45%, net of investment expenses, including inflation		7.45%, net of investment expenses, including inflation	
Payroll increases	3.00%		3.00%	
Cost-of-living adjustments (COLA)	0.00%		0.00%	
Discount rate of return	7.45%		7.45%	
Blended discount rate of return	N/A		N/A	
Health care cost trends				
Medical				
Pre-Medicare	5.00%	4.00%	5.87%	4.00%
Medicare	-6.69%	4.00%	4.93%	4.00%
Prescription Drug				
Pre-Medicare	6.50%	4.00%	7.73%	4.00%
Medicare	11.87%	4.00%	9.62%	4.00%

Projections of benefits include the historical pattern of sharing benefit costs between the employers and retired plan members.

For healthy retirees the mortality rates are based on the RP-2014 Annuitant Mortality Table with 50% of rates through age 69, 70% of rates between ages 70 and 79, 90% of rates between ages 80 and 84, and 100% of rates thereafter, projected forward generationally using mortality improvement scale MP-2016. For disabled retirees, mortality rates are based on the RP-2014 Disabled Mortality Table with 90% of rates for males and 100% of rates for females, projected forward generationally using mortality improvement scale MP-2016.

Actuarial assumptions used in the June 30, 2020 valuation are based on the results of an actuarial experience study for the period July 1, 2011 through June 30, 2016.

Assumption Changes Since the Prior Measurement Date - There were no changes in assumptions since the prior measurement date of June 30, 2019.

Benefit Term Changes Since the Prior Measurement Date - There was no change to the claims costs process. Claim curves were updated to reflect the projected fiscal year end 2021 premium based on June 30, 2020 enrollment distribution. The non-Medicare subsidy percentage was increased effective January 1, 2021 from 1.984% to 2.055% per year of service. The non-Medicare frozen subsidy base premium was increased effective January 1, 2021. The Medicare subsidy percentages were adjusted effective January 1, 2021 to 2.1% for the AMA Medicare plan. The Medicare Part B monthly reimbursement elimination date was postponed indefinitely.

**TOLLES CAREER AND TECHNICAL CENTER
MADISON COUNTY, OHIO**

NOTES TO THE BASIC FINANCIAL STATEMENTS
FOR THE FISCAL YEAR ENDED JUNE 30, 2021

NOTE 13 - DEFINED BENEFIT OPEB PLANS - (Continued)

STRS' investment consultant develops an estimate range for the investment return assumption based on the target allocation adopted by the Retirement Board. The target allocation and long-term expected rate of return for each major asset class are summarized as follows:

Asset Class	Target Allocation	Long-Term Expected Real Rate of Return *
Domestic Equity	28.00 %	7.35 %
International Equity	23.00	7.55
Alternatives	17.00	7.09
Fixed Income	21.00	3.00
Real Estate	10.00	6.00
Liquidity Reserves	1.00	2.25
Total	<u>100.00 %</u>	

**10-Year geometric nominal returns, which include the real rate of return and inflation of 2.25% and does not include investment expenses. Over a 30-year period, STRS' investment consultant indicates that the above target allocations should generate a return above the actuarial rate of return, without net value added by management.

Discount Rate - The discount rate used to measure the total OPEB asset was 7.45% as of June 30, 2020. The projection of cash flows used to determine the discount rate assumes STRS Ohio continues to allocate no employer contributions to the health care fund. Based on these assumptions, the OPEB plan's fiduciary net position was projected to be available to make all projected future benefit payments to current plan members. Therefore, the long-term expected rate of return on health care plan investments of 7.45% was used to measure the total OPEB asset as of June 30, 2020.

Sensitivity of the Center's Proportionate Share of the Net OPEB Asset to Changes in the Discount and Health Care Cost Trend Rate - The following table represents the net OPEB asset as of June 30, 2020, calculated using the current period discount rate assumption of 7.45%, as well as what the net OPEB asset would be if it were calculated using a discount rate that is one percentage point lower (6.45%) or one percentage point higher (8.45%) than the current assumption. Also shown is the net OPEB asset as if it were calculated using health care cost trend rates that are one percentage point lower or one percentage point higher than the current health care cost trend rates.

	1% Decrease	Current Discount Rate	1% Increase
Center's proportionate share of the net OPEB asset	\$ (801,025)	\$ (920,649)	\$ (1,022,146)

	1% Decrease	Current Trend Rate	1% Increase
Center's proportionate share of the net OPEB asset	\$ (1,015,846)	\$ (920,649)	\$ (804,685)

**TOLLES CAREER AND TECHNICAL CENTER
MADISON COUNTY, OHIO**

**NOTES TO THE BASIC FINANCIAL STATEMENTS
FOR THE FISCAL YEAR ENDED JUNE 30, 2021**

NOTE 14 - COMPENSATED ABSENCES

The criteria for determining vacation and sick leave components are derived from negotiated agreements, Board policies and State laws. Only administrative and twelve month school support personnel accumulate vacation based on the following factors:

<u>Years of Service</u>	<u>Vacation Days</u>
After 1 Year	10
5 or more Years	15
10 or more Years	20

All administrative personnel earn twenty days vacation annually.

Each employee earns sick leave at the rate of one and one-fourth days per month. Sick leave shall accumulate during active employment on a continuous year-to-year basis. Maximum sick leave accumulation for all employees is 335 days. Upon retirement, all employees with 20 years of service to the Center receive 27% of accumulated sick leave. All other qualified employees receive 25% of accumulated sick leave.

NOTE 15 - RISK MANAGEMENT

A. General Risk

The Center is exposed to various risks of loss related to torts, theft of, damage to, and destruction of assets, errors and omissions, injuries to employees and natural disasters. The Center has addressed these various types of risk by purchasing a comprehensive insurance policy through commercial carriers. General liability insurance is maintained in the amount of \$3,000,000 for each occurrence and \$5,000,000 in the aggregate.

The Center maintains fleet insurance in the amount of \$3,000,000 for any one accident or loss. The Center maintains replacement cost insurance on buildings and contents in the amount of \$62,594,918 (subject to scheduled limits). The Center maintains other property insurance for valuable papers, electronic data processing equipment, and mechanical, electrical and pressure equipment. Settled claims have not exceeded this commercial coverage in any of the past three years. There have been no significant reductions of coverage from the prior years.

B. Workers' Compensation-Public Entity Risk Pool

The Center participates in the Ohio School Boards Association Workers' Compensation Group Rating Program (GRP), an insurance purchasing pool. The GRP's business and affairs are conducted by a three-member Board of Directors consisting of the President, the President-Elect and the Immediate Past President of the Ohio School Boards Association (OSBA). The Executive Director of the OSBA, or his designee, serves as coordinator of the program. Each year, the participating school Centers pay an enrollment fee to the GRP to cover the costs of administering the program.

The intent of the GRP is to achieve the benefit of a reduced premium for the Center by virtue of its grouping and representation with other participants in the GRP. The workers' compensation experience of the participating school districts is calculated as one experience and a common premium rate is applied to all school districts in the GRP. Each participant pays its workers' compensation premium to the State based on the rate for the GRP rather than its individual rate. Total savings are then calculated and each participant's individual performance is compared to the overall savings percentage of the GRP.

A participant will then either receive money from or be required to contribute to the "Equity Pooling Fund". This "equity pooling" arrangement insures that each participant shares equally in the overall performance of the GRP. Participation in the GRP is limited to school districts that can meet the GRP's selection criteria. The firm of Gates McDonald & Co. provides administrative, cost control and actuarial services to the GRP.

**TOLLES CAREER AND TECHNICAL CENTER
MADISON COUNTY, OHIO**

**NOTES TO THE BASIC FINANCIAL STATEMENTS
FOR THE FISCAL YEAR ENDED JUNE 30, 2021**

NOTE 15 - RISK MANAGEMENT - (Continued)

C. Employee Insurance

The Center provides life insurance and accidental death and dismemberment insurance to its employees through the Metropolitan Educational Council insurance purchasing program. The Center has elected to provide employee health coverages through membership in the Southwestern Ohio Educational Purchasing Council. Medical/surgical benefits are through United HealthCare, Prescription drug coverage through CVSCaremark, dental benefits through Delta Dental and Vision insurance through VSP.

NOTE 16 - JOINTLY GOVERNED ORGANIZATIONS

Metropolitan Educational Technology Association (META) Solutions

The Center is a participant in META Solutions which is a computer consortium that resulted from the mergers between Tri-Rivers Educational Computer Association (TRECA), Metropolitan Educational Council (MEC), Metropolitan Dayton Educational Cooperative Association (MDECA), and Southeastern Ohio Valley Voluntary Education Cooperative (SEOVEC). META Solutions develops, implements and supports the technology and instructional needs of schools in a cost-effective manner. META Solutions provides instructional, core, technology and purchasing services for its member districts. The Board of Directors consists of the Superintendents from twelve of the member districts. Financial information can be obtained from Ashley Widby, who serves as Chief Financial Officer, 100 Executive Drive, Marion, Ohio 43302.

NOTE 17 - COMMITMENTS

The Center utilizes encumbrance accounting as part of its budgetary controls. Encumbrances outstanding at year end may be reported as part of restricted, committed, or assigned classifications of fund balance. At year end, the Center's commitments for encumbrances in the governmental funds were as follows:

<u>Fund</u>	<u>Year-End</u>
General	\$ 281,689
Nonmajor Governmental Funds	<u>9,249</u>
Total	<u>\$ 290,938</u>

NOTE 18 - STATUTORY RESERVES

The Center is required by State law to annually set-aside certain general fund revenue amounts, as defined by statutory formula, for the acquisition and construction of capital improvements. Amounts not spent by the end of the fiscal year or offset by similarly restricted resources received during the year must be held in cash at fiscal year-end. This amount must be carried forward to be used for the same purpose in future years. Expenditures exceeding the set-aside requirement may not be carried forward to the next fiscal year.

**TOLLES CAREER AND TECHNICAL CENTER
MADISON COUNTY, OHIO**

NOTES TO THE BASIC FINANCIAL STATEMENTS
FOR THE FISCAL YEAR ENDED JUNE 30, 2021

NOTE 18 - STATUTORY RESERVES - (Continued)

The following cash-basis information describes the change in the fiscal year-end set-aside amount for capital improvements. Disclosure of this information is required by State statute.

	Capital <u>Improvements</u>
Set-aside balance June 30, 2020	\$ -
Current year set-aside requirement	130,180
Current year qualifying expenditures	<u>(799,215)</u>
Total	<u>\$ (669,035)</u>
Balance carried forward to fiscal year 2022	<u>\$ -</u>
Set-aside balance June 30, 2021	<u>\$ -</u>

NOTE 19 - BUDGETARY BASIS OF ACCOUNTING

While reporting financial position, results of operations, and changes in fund balance on the basis of generally accepted accounting principles (GAAP), the budgetary basis as provided by law is based upon accounting for certain transactions on a basis of cash receipts and disbursements.

The statement of revenue, expenditures and changes in fund balance - budget and actual (non-GAAP budgetary basis) presented for the general fund is presented on the budgetary basis to provide a meaningful comparison of actual results with the budget. The major differences between the budget basis and the GAAP basis are that:

- (a) Revenues and other financing sources are recorded when received in cash (budget basis) as opposed to when susceptible to accrual (GAAP basis);
- (b) Expenditures and other financing uses are recorded when paid in cash (budget basis) as opposed to when the liability is incurred (GAAP basis);
- (c) In order to determine compliance with Ohio law, and to reserve that portion of the applicable appropriation, total outstanding encumbrances (budget basis) are recorded as the equivalent of an expenditure, as opposed to an assignment of fund balance for that portion of outstanding encumbrances not already recognized as an account payable (GAAP basis);

Investments are reported at fair value (GAAP basis) as opposed to cost (budget basis); and,

- (d) Some funds are included in the general fund (GAAP basis), but have separate legally adopted budgets (budget basis).

**TOLLES CAREER AND TECHNICAL CENTER
MADISON COUNTY, OHIO**

NOTES TO THE BASIC FINANCIAL STATEMENTS
FOR THE FISCAL YEAR ENDED JUNE 30, 2021

NOTE 19 - BUDGETARY BASIS OF ACCOUNTING - (Continued)

The adjustments necessary to convert the results of operations for the year on the budget basis to the GAAP basis for the general fund are as follows:

	<u>General Fund</u>
Budget basis	\$ 2,324,422
Net adjustment for revenue accruals	3,447,726
Net adjustment for expenditure accruals	(46,076)
Net adjustment for other sources/uses	122,525
Funds budgeted elsewhere	24,452
Adjustment for encumbrances	319,631
GAAP basis	\$ 6,192,680

Certain funds that are legally budgeted in separate special revenue funds are considered part of the general fund on a GAAP basis. This includes the uniform school supplies fund, the rotary fund, the public school fund, and the Center agency fund.

NOTE 20 - CONTINGENCIES

A. Grants

The Center received financial assistance from federal and state agencies in the form of grants. The disbursement of funds received under these programs generally requires compliance with terms and conditions specified in the grant agreements and are subject to audit by the grantor agencies. Any disallowed claims resulting from such audits could become a liability of the general fund or other applicable funds. However, in the opinion of management, any such disallowed claims will not have a material adverse effect on the overall financial position of the Center at June 30, 2021.

B. Litigation

The Center is not involved in pending litigation that would have a material effect on the financial condition of the Center.

C. Foundation Funding

Foundation funding is based on the annualized full-time equivalent (FTE) enrollment of each student. Traditional districts must comply with minimum hours of instruction, instead of a minimum number of school days each year. The Ohio Department of Education (ODE) is legislatively required to adjust/reconcile funding as enrollment information is updated by schools throughout the State, which can extend past the fiscal year-end. As of the date of this report, the Center owes ODE \$749 as a result of the FTE adjustments for fiscal year 2021. This amount has been reported as an intergovernmental payable at June 30, 2021.

NOTE 21 - COVID 19

The United States and the State of Ohio declared a state of emergency in March of 2020 due to the COVID-19 pandemic. Ohio's state of emergency ended in June of 2021 while the national state of emergency continues. During fiscal year 2021, the school district received Coronavirus Aid, Relief, and Economic Security (CARES) Act funding. Additional funding has been made available through the Consolidated Appropriations Act, 2021, passed by Congress on December 21, 2020 and/or the American Rescue Plan Act, passed by Congress on March 11, 2021.

**TOLLES CAREER AND TECHNICAL CENTER
MADISON COUNTY, OHIO**

**NOTES TO THE BASIC FINANCIAL STATEMENTS
FOR THE FISCAL YEAR ENDED JUNE 30, 2021**

NOTE 22 - SUBSEQUENT EVENTS

Effective August 1, 2021, the Center employed Dr. Todd Hoadley as Superintendent to replace Emmy Beeson.

For fiscal year 2022, The Center's foundation funding received from the State of Ohio will be funded using a direct funding model. Under this new model, open enrollment funding will be directly funded by the State of Ohio to the respective educating schools. For fiscal year 2021 and prior, the amounts related to students who were residents of the Center were funded to the Center who, in turn, made the payment to the educating school. For fiscal year 2021, the Center reported \$161,994 in tuition and fees from the resident school districts which will be direct funded to the Center in fiscal year 2022. This new funding system calculates a unique base cost for each Center. Any change in funding will be subject to a phase in percentage of 16.67 percent for fiscal year 2022 and 33.33 percent for fiscal year 2023.

REQUIRED SUPPLEMENTARY INFORMATION

**TOLLES CAREER AND TECHNICAL CENTER
MADISON COUNTY, OHIO**

SCHEDULES OF REQUIRED SUPPLEMENTARY INFORMATION

SCHEDULE OF THE CENTER'S PROPORTIONATE SHARE OF
THE NET PENSION LIABILITY
SCHOOL EMPLOYEES RETIREMENT SYSTEM (SERS) OF OHIO

LAST EIGHT FISCAL YEARS

	<u>2021</u>	<u>2020</u>	<u>2019</u>	<u>2018</u>	<u>2017</u>	<u>2016</u>	<u>2015</u>	<u>2014</u>
Center's proportion of the net pension liability	0.03824890%	0.03400790%	0.03963840%	0.04092930%	0.04836520%	0.04728010%	0.04867200%	0.04867200%
Center's proportionate share of the net pension liability	\$ 2,529,863	\$ 2,034,752	\$ 2,270,165	\$ 2,445,435	\$ 3,539,886	\$ 2,697,848	\$ 2,463,262	\$ 2,894,268
Center's covered payroll	\$ 1,348,229	\$ 1,162,963	\$ 1,273,526	\$ 1,370,500	\$ 1,500,364	\$ 1,423,376	\$ 1,414,300	\$ 1,516,900
Center's proportionate share of the net pension liability as a percentage of its covered payroll	187.64%	174.96%	178.26%	178.43%	235.94%	189.54%	174.17%	190.80%
Plan fiduciary net position as a percentage of the total pension liability	68.55%	70.85%	71.36%	69.50%	62.98%	69.16%	71.70%	65.52%

Note: Information prior to 2014 was unavailable. Schedule is intended to show information for 10 years. Additional years will be displayed as they become available.

Amounts presented for each fiscal year were determined as of the Center's measurement date which is the prior year-end.

SEE ACCOMPANYING NOTES TO THE REQUIRED SUPPLEMENTARY INFORMATION

**TOLLES CAREER AND TECHNICAL CENTER
MADISON COUNTY, OHIO**

SCHEDULES OF REQUIRED SUPPLEMENTARY INFORMATION

SCHEDULE OF THE CENTER'S PROPORTIONATE SHARE OF
THE NET PENSION LIABILITY
STATE TEACHERS RETIREMENT SYSTEM (STRS) OF OHIO

LAST EIGHT FISCAL YEARS

	<u>2021</u>	<u>2020</u>	<u>2019</u>	<u>2018</u>	<u>2017</u>	<u>2016</u>	<u>2015</u>	<u>2014</u>
Center's proportion of the net pension liability	0.05238406%	0.05293777%	0.05481201%	0.05484281%	0.05554080%	0.05231056%	0.52677540%	0.05267754%
Center's proportionate share of the net pension liability	\$ 12,675,079	\$ 11,706,870	\$ 12,051,930	\$ 13,028,027	\$ 18,591,180	\$ 14,457,109	\$ 12,813,001	\$ 15,262,763
Center's covered payroll	\$ 6,358,229	\$ 6,222,071	\$ 6,233,936	\$ 6,016,536	\$ 5,920,707	\$ 5,457,729	\$ 5,382,192	\$ 5,485,200
Center's proportionate share of the net pension liability as a percentage of its covered payroll	199.35%	188.15%	193.33%	216.54%	314.00%	264.89%	238.06%	278.25%
Plan fiduciary net position as a percentage of the total pension liability	75.48%	77.40%	77.31%	75.30%	66.80%	72.10%	74.70%	69.30%

Note: Information prior to 2014 was unavailable. Schedule is intended to show information for 10 years. Additional years will be displayed as they become available.

Amounts presented for each fiscal year were determined as of the Center's measurement date which is the prior year-end.

SEE ACCOMPANYING NOTES TO THE REQUIRED SUPPLEMENTARY INFORMATION

**TOLLES CAREER AND TECHNICAL CENTER
MADISON COUNTY, OHIO**

SCHEDULES OF REQUIRED SUPPLEMENTARY INFORMATION

SCHEDULE OF CENTER PENSION CONTRIBUTIONS
SCHOOL EMPLOYEES RETIREMENT SYSTEM (SERS) OF OHIO

LAST TEN FISCAL YEARS

	<u>2021</u>	<u>2020</u>	<u>2019</u>	<u>2018</u>	<u>2017</u>	<u>2016</u>	<u>2015</u>	<u>2014</u>	<u>2013</u>	<u>2012</u>
Contractually required contribution	\$ 200,381	\$ 188,752	\$ 157,000	\$ 171,926	\$ 191,870	\$ 210,051	\$ 187,601	\$ 196,022	\$ 209,939	\$ 196,818
Contributions in relation to the contractually required contribution	<u>(200,381)</u>	<u>(188,752)</u>	<u>(157,000)</u>	<u>(171,926)</u>	<u>(191,870)</u>	<u>(210,051)</u>	<u>(187,601)</u>	<u>(196,022)</u>	<u>(209,939)</u>	<u>(196,818)</u>
Contribution deficiency (excess)	<u>\$ -</u>	<u>\$ -</u>	<u>\$ -</u>	<u>\$ -</u>	<u>\$ -</u>	<u>\$ -</u>	<u>\$ -</u>	<u>\$ -</u>	<u>\$ -</u>	<u>\$ -</u>
Center's covered payroll	\$ 1,431,293	\$ 1,348,229	\$ 1,162,963	\$ 1,273,526	\$ 1,370,500	\$ 1,500,364	\$ 1,423,376	\$ 1,414,300	\$ 1,516,900	\$ 1,463,331
Contributions as a percentage of covered payroll	14.00%	14.00%	13.50%	13.50%	14.00%	14.00%	13.18%	13.86%	13.84%	13.45%

SEE ACCOMPANYING NOTES TO THE REQUIRED SUPPLEMENTARY INFORMATION

**TOLLES CAREER AND TECHNICAL CENTER
MADISON COUNTY, OHIO**

SCHEDULES OF REQUIRED SUPPLEMENTARY INFORMATION

SCHEDULE OF CENTER PENSION CONTRIBUTIONS
STATE TEACHERS RETIREMENT SYSTEM (STRS) OF OHIO

LAST TEN FISCAL YEARS

	<u>2021</u>	<u>2020</u>	<u>2019</u>	<u>2018</u>	<u>2017</u>	<u>2016</u>	<u>2015</u>	<u>2014</u>	<u>2013</u>	<u>2012</u>
Contractually required contribution	\$ 911,776	\$ 890,152	\$ 871,090	\$ 872,751	\$ 842,315	\$ 828,899	\$ 764,082	\$ 699,685	\$ 713,076	\$ 717,572
Contributions in relation to the contractually required contribution	<u>(911,776)</u>	<u>(890,152)</u>	<u>(871,090)</u>	<u>(872,751)</u>	<u>(842,315)</u>	<u>(828,899)</u>	<u>(764,082)</u>	<u>(699,685)</u>	<u>(713,076)</u>	<u>(717,572)</u>
Contribution deficiency (excess)	<u>\$ -</u>	<u>\$ -</u>	<u>\$ -</u>	<u>\$ -</u>	<u>\$ -</u>	<u>\$ -</u>	<u>\$ -</u>	<u>\$ -</u>	<u>\$ -</u>	<u>\$ -</u>
Center's covered payroll	\$ 6,512,686	\$ 6,358,229	\$ 6,222,071	\$ 6,233,936	\$ 6,016,536	\$ 5,920,707	\$ 5,457,729	\$ 5,382,192	\$ 5,485,200	\$ 5,519,785
Contributions as a percentage of covered payroll	14.00%	14.00%	14.00%	14.00%	14.00%	14.00%	14.00%	13.00%	13.00%	13.00%

SEE ACCOMPANYING NOTES TO THE REQUIRED SUPPLEMENTARY INFORMATION

**TOLLES CAREER AND TECHNICAL CENTER
MADISON COUNTY, OHIO**

SCHEDULES OF REQUIRED SUPPLEMENTARY INFORMATION

SCHEDULE OF THE CENTER'S PROPORTIONATE SHARE OF
THE NET OPEB LIABILITY
SCHOOL EMPLOYEES RETIREMENT SYSTEM (SERS) OF OHIO

LAST FIVE FISCAL YEARS

	<u>2021</u>	<u>2020</u>	<u>2019</u>	<u>2018</u>	<u>2017</u>
Center's proportion of the net OPEB liability	0.03534410%	0.03167070%	0.03701750%	0.03822450%	0.04530366%
Center's proportionate share of the net OPEB liability	768,143	\$ 796,451	\$ 1,026,965	\$ 1,025,845	\$ 1,291,322
Center's covered payroll	\$ 1,348,229	\$ 1,162,963	\$ 1,273,526	\$ 1,370,500	\$ 1,500,364
Center's proportionate share of the net OPEB liability as a percentage of its covered payroll	56.97%	68.48%	80.64%	74.85%	86.07%
Plan fiduciary net position as a percentage of the total OPEB liability	18.17%	15.57%	13.57%	12.46%	11.49%

Note: Information prior to 2017 was unavailable. Schedule is intended to show information for 10 years. Additional years will be displayed as they become available.

Amounts presented for each fiscal year were determined as of the Center's measurement date which is the prior year-end.

SEE ACCOMPANYING NOTES TO THE REQUIRED SUPPLEMENTARY INFORMATION

**TOLLES CAREER AND TECHNICAL CENTER
MADISON COUNTY, OHIO**

SCHEDULES OF REQUIRED SUPPLEMENTARY INFORMATION

SCHEDULE OF THE CENTER'S PROPORTIONATE SHARE OF
THE NET OPEB LIABILITY/ASSET
STATE TEACHERS RETIREMENT SYSTEM (STRS) OF OHIO

LAST FIVE FISCAL YEARS

	<u>2021</u>	<u>2020</u>	<u>2019</u>	<u>2018</u>	<u>2017</u>
Center's proportion of the net OPEB liability/asset	0.05238406%	0.05293777%	0.05481201%	0.05484281%	0.05554080%
Center's proportionate share of the net OPEB liability/(asset)	\$ (920,649)	\$ (876,776)	\$ (880,773)	\$ 2,139,764	\$ 2,970,336
Center's covered payroll	\$ 6,358,229	\$ 6,222,071	\$ 6,233,936	\$ 6,016,536	\$ 5,920,707
Center's proportionate share of the net OPEB liability/asset as a percentage of its covered payroll	14.48%	14.09%	14.13%	35.56%	50.17%
Plan fiduciary net position as a percentage of the total OPEB liability/asset	182.10%	174.70%	176.00%	47.10%	37.33%

Note: Information prior to 2017 was unavailable. Schedule is intended to show information for 10 years. Additional years will be displayed as they become available.

Amounts presented for each fiscal year were determined as of the Center's measurement date which is the prior year-end.

SEE ACCOMPANYING NOTES TO THE REQUIRED SUPPLEMENTARY INFORMATION

**TOLLES CAREER AND TECHNICAL CENTER
MADISON COUNTY, OHIO**

SCHEDULES OF REQUIRED SUPPLEMENTARY INFORMATION

SCHEDULE OF CENTER OPEB CONTRIBUTIONS
SCHOOL EMPLOYEES RETIREMENT SYSTEM (SERS) OF OHIO

LAST TEN FISCAL YEARS

	<u>2021</u>	<u>2020</u>	<u>2019</u>	<u>2018</u>	<u>2017</u>	<u>2016</u>	<u>2015</u>	<u>2014</u>	<u>2013</u>	<u>2012</u>
Contractually required contribution	\$ 1,450	\$ 2,147	\$ 10,239	\$ 12,174	\$ 5,526	\$ 7,010	\$ 18,005	\$ 20,752	\$ 23,161	\$ 51,492
Contributions in relation to the contractually required contribution	<u>(1,450)</u>	<u>(2,147)</u>	<u>(10,239)</u>	<u>(12,174)</u>	<u>(5,526)</u>	<u>(7,010)</u>	<u>(18,005)</u>	<u>(20,752)</u>	<u>(23,161)</u>	<u>(51,492)</u>
Contribution deficiency (excess)	<u>\$ -</u>	<u>\$ -</u>	<u>\$ -</u>	<u>\$ -</u>	<u>\$ -</u>	<u>\$ -</u>	<u>\$ -</u>	<u>\$ -</u>	<u>\$ -</u>	<u>\$ -</u>
Center's covered payroll	\$ 1,431,293	\$ 1,348,229	\$ 1,162,963	\$ 1,273,526	\$ 1,370,500	\$ 1,500,364	\$ 1,423,376	\$ 1,414,300	\$ 1,516,900	\$ 1,463,331
Contributions as a percentage of covered payroll	0.10%	0.16%	0.88%	0.40%	0.47%	0.82%	1.47%	1.47%	1.53%	3.52%

SEE ACCOMPANYING NOTES TO THE REQUIRED SUPPLEMENTARY INFORMATION

**TOLLES CAREER AND TECHNICAL CENTER
MADISON COUNTY, OHIO**

SCHEDULES OF REQUIRED SUPPLEMENTARY INFORMATION

SCHEDULE OF CENTER OPEB CONTRIBUTIONS
STATE TEACHERS RETIREMENT SYSTEM (STRS) OF OHIO

LAST TEN FISCAL YEARS

	<u>2021</u>	<u>2020</u>	<u>2019</u>	<u>2018</u>	<u>2017</u>	<u>2016</u>	<u>2015</u>	<u>2014</u>	<u>2013</u>	<u>2012</u>
Contractually required contribution	\$ -	\$ -	\$ -	\$ -	\$ -	\$ -	\$ -	\$ 55,583	\$ 54,048	\$ 54,601
Contributions in relation to the contractually required contribution	-	-	-	-	-	-	-	(55,583)	(54,048)	(54,601)
Contribution deficiency (excess)	<u>\$ -</u>	<u>\$ -</u>	<u>\$ -</u>	<u>\$ -</u>	<u>\$ -</u>	<u>\$ -</u>	<u>\$ -</u>	<u>\$ -</u>	<u>\$ -</u>	<u>\$ -</u>
Center's covered payroll	\$ 6,512,686	\$ 6,358,229	\$ 6,222,071	\$ 6,233,936	\$ 6,016,536	\$ 5,920,707	\$ 5,457,729	\$ 5,382,192	\$ 5,485,200	\$ 5,519,785
Contributions as a percentage of covered payroll	0.00%	0.00%	0.00%	0.00%	0.00%	0.00%	0.00%	1.00%	1.00%	1.00%

SEE ACCOMPANYING NOTES TO THE REQUIRED SUPPLEMENTARY INFORMATION

**TOLLES CAREER AND TECHNICAL CENTER
MADISON COUNTY, OHIO**

NOTES TO THE REQUIRED SUPPLEMENTARY INFORMATION
FOR THE FISCAL YEAR ENDED JUNE 30, 2021

PENSION

SCHOOL EMPLOYEES RETIREMENT SYSTEM (SERS) OF OHIO

Changes in benefit terms: There were no changes in benefit terms from the amounts reported for fiscal years 2014-2017. For fiscal year 2018, SERS changed from a fixed 3% annual increase to a Cost of Living Adjustment (COLA) based on the changes in the Consumer Price Index (CPI-W), with a cap of 2.5% and a floor of 0%. There were no changes in benefit terms from the amounts previously reported for fiscal years 2019-2021.

Changes in assumptions: There were no changes in methods and assumptions used in the calculation of actuarial determined contributions for fiscal years 2014-2016. For fiscal year 2017, the following changes of assumptions affected the total pension liability since the prior measurement date: (a) the assumed rate of inflation was reduced from 3.25% to 3.00%, (b) payroll growth assumption was reduced from 4.00% to 3.50%, (c) assumed real wage growth was reduced from 0.75% to 0.50%, (d) rates of withdrawal, retirement and disability were updated to reflect recent experience, (e) mortality among active members was updated to RP-2014 Blue Collar Mortality Table with fully generational projection and a five year age set-back for both males and females, (f) mortality among service retired members and beneficiaries was updated to the following RP-2014 Blue Collar Mortality Table with fully generational projection with Scale BB, 120% of male rates and 110% of female rates, (g) mortality among disabled members was updated to RP-2000 Disabled Mortality Table, 90% for male rates and 100% for female rates, set back five years is used for the period after disability retirement and (h) the discount rate was reduced from 7.75% to 7.50%. There were no changes in methods and assumptions used in the calculation of actuarial determined contributions for fiscal years 2018-2021.

STATE TEACHERS RETIREMENT SYSTEM (STRS) OF OHIO

Changes in benefit terms: There were no changes in benefit terms from the amounts reported for fiscal years 2014-2017. For fiscal year 2018, STRS decreased the Cost of Living Adjustment (COLA) to zero. There were no changes in benefit terms from amounts previously reported for fiscal years 2019-2021.

Changes in assumptions: There were no changes in methods and assumptions used in the calculation of actuarial determined contributions for fiscal years 2014-2017. For fiscal year 2018, the following changes of assumption affected the total pension liability since the prior measurement date: (a) the long-term expected rate of return was reduced from 7.75% to 7.45%, (b) the inflation assumption was lowered from 2.75% to 2.50%, (c) the payroll growth assumption was lowered to 3.00%, (d) total salary increases rate was lowered by decreasing the merit component of the individual salary increases, in addition to a decrease of 0.25% due to lower inflation, (e) the healthy and disabled mortality assumptions were updated to the RP-2014 mortality tables with generational improvement scale MP-2016 and (f) rates of retirement, termination and disability were modified to better reflect anticipated future experience. There were no changes in methods and assumptions used in the calculation of actuarial determined contributions for fiscal years 2019-2021.

OTHER POSTEMPLOYMENT BENEFITS (OPEB)

SCHOOL EMPLOYEES RETIREMENT SYSTEM (SERS) OF OHIO

Changes in benefit terms: There were no changes in benefit terms from the amounts previously reported for fiscal years 2017-2021.

(Continued)

**TOLLES CAREER AND TECHNICAL CENTER
MADISON COUNTY, OHIO**

NOTES TO THE REQUIRED SUPPLEMENTARY INFORMATION (CONTINUED)
FOR THE FISCAL YEAR ENDED JUNE 30, 2021

OTHER POSTEMPLOYMENT BENEFITS (OPEB) (Continued)

Changes in assumptions: There were no changes in methods and assumptions used in the calculation of actuarial determined contributions for fiscal year 2017. For fiscal year 2018, the following changes of assumptions affected the total OPEB liability since the prior measurement date: (a) assumed rate of inflation was reduced from 3.25% to 3.00%, (b) payroll growth assumption was reduced from 4.00% to 3.50%, (c) assumed real wage growth was reduced from 0.75% to 0.50%, (d) rates of withdrawal, retirement, and disability were updated to reflect recent experience, (e) mortality among active members was updated to the following: RP-2014 Blue Collar Mortality Table with fully generational projection and a five-year age set-back for both males and females, (f) mortality among service retired members and beneficiaries was updated to the following: RP-2014 Blue Collar Mortality Table with fully generational projection with Scale BB, 120% of male rates, and 110% of female rates, (g) mortality among disabled members was updated to the following: RP-2000 Disabled Mortality Table, 90% for male rates and 100% for female rates, set back five years is used for the period after disability retirement, (h) the municipal bond index rate increased from 2.92% to 3.56% and (i) the single equivalent interest rate, net of plan investment expense, including price inflation increased from 2.98% to 3.63%. For fiscal year 2019, the following changes of assumptions affected the total OPEB liability since the prior measurement date: (a) the discount rate increased from 3.63% to 3.70%, (b) the health care cost trend rates for Medicare were changed from a range of 5.50%-5.00% to a range of 5.375%-4.75% and Pre-Medicare were changed from a range of 7.50%-5.00% to a range of 7.25%-4.75%, (c) the municipal bond index rate increased from 3.56% to 3.62% and (d) the single equivalent interest rate, net of plan investment expense, including price inflation increased from 3.63% to 3.70%. For fiscal year 2020, the following changes of assumptions affected the total OPEB liability since the prior measurement date: (a) the discount rate decreased from 3.70% to 3.22%, (b) the health care cost trend rates for Medicare were changed from a range of 5.375%-4.75% to a range of 5.25%-4.75% and Pre-Medicare were changed from a range of 7.25%-4.75% to a range of 7.00%-4.75%, (c) the municipal bond index rate decreased from 3.62% to 3.13% and (d) the single equivalent interest rate, net of plan investment expense, including price inflation decreased from 3.70% to 3.22%. For fiscal year 2021, the following changes of assumptions affected the total OPEB liability since the prior measurement date: (a) the discount rate decreased from 3.22% to 2.63% and (b) the municipal bond index rate decreased from 3.13% to 2.45%.

STATE TEACHERS RETIREMENT SYSTEM (STRS) OF OHIO

Changes in benefit terms: There were no changes in benefit terms from the amounts previously reported for fiscal year 2017. For fiscal year 2018, STRS reduced the subsidy multiplier for non-Medicare benefit recipients from 2.1% to 1.9% per year of service. Medicare Part B premium reimbursements were discontinued for certain survivors and beneficiaries and all remaining Medicare Part B premium reimbursements will be discontinued beginning January 2019. For fiscal year 2019, STRS increased the subsidy multiplier for non-Medicare benefit recipients from 1.9% to 1.944% per year of service effective January 1, 2019. The non-Medicare frozen subsidy base premium was increased January 1, 2019 and all remaining Medicare Part B premium reimbursements will be discontinued beginning January 1, 2020. For fiscal year 2020, STRS increased the subsidy percentage from 1.944% to 1.984% effective January 1, 2020. The Medicare subsidy percentages were adjusted effective January 1, 2021 to 2.1% for the Medicare plan. The Medicare Part B monthly reimbursement elimination date was postponed to January 1, 2021. For fiscal year 2021, the non-Medicare subsidy percentage was increased effective January 1, 2021 from 1.984% to 2.055% per year of service. The non-Medicare frozen subsidy base premium was increased effective January 1, 2021. The Medicare subsidy percentages were adjusted effective January 1, 2021 to 2.1% for the AMA Medicare plan. The Medicare Part B monthly reimbursement elimination date was postponed indefinitely.

Changes in assumptions: There were no changes in methods and assumptions used in the calculation of actuarial determined contributions for fiscal year 2017. For fiscal year 2018, the following changes of assumptions affected the total OPEB liability since the prior measurement date: (a) the discount rate was increased from 3.26% to 4.13% based on the methodology defined under GASB Statement No. 74, Financial Reporting for Postemployment Benefit Plans Other Than Pension Plans (OPEB), (b) the long term expected rate of return was reduced from 7.75% to 7.45%, (c) valuation year per capita health care costs were updated, and the salary scale was modified, (d) the percentage of future retirees electing each option was updated based on current data and the percentage of future disabled retirees and terminated vested participants electing health coverage were decreased and (e) the assumed mortality, disability, retirement, withdrawal and future health care cost trend rates were modified along with the portion of rebated prescription drug costs. For fiscal year 2019, the following changes of assumptions affected the total OPEB liability/asset since the prior measurement date: (a) the discount rate was increased from the blended rate of 4.13% to the long-term expected rate of return of 7.45% based on the methodology defined under GASB Statement No. 74, Financial Reporting for Postemployment Benefit Plans Other Than Pension Plans (OPEB) and (b) decrease in health care cost trend rates from 6.00%-11.00% initial; 4.50% ultimate down to Medical Pre-Medicare 6.00% and Medicare 5.00% initial; 4.00% ultimate and Prescription Drug Pre-Medicare 8.00% and Medicare (5.23%) initial; 4.00% ultimate. For fiscal year 2020, health care cost trend rates were changed to the following: medical pre-Medicare from 6.00% initial - 4.00% ultimate down to 5.87% initial - 4.00% ultimate; medical Medicare from 5.00% initial - 4.00% ultimate down to 4.93% initial - 4.00% ultimate; prescription drug pre-Medicare from 8.00% initial - 4.00% ultimate down to 7.73% initial - 4.00% ultimate and (5.23%) initial - 4.00% ultimate up to 9.62% initial - 4.00% ultimate. For fiscal year 2021, health care cost trend rates were changed to the following: medical pre-Medicare from 5.87% initial - 4.00% ultimate down to 5.00% initial - 4.00% ultimate; medical Medicare from 4.93% initial - 4.00% ultimate down to 6.69% initial - 4.00% ultimate; prescription drug pre-Medicare from 7.73% initial - 4.00% ultimate down to 6.50% initial - 4.00% ultimate; prescription drug medicare from 9.62% initial - 4.00% ultimate up to 11.87% initial - 4.00% ultimate.

Tolles Career and Technical Center
 Madison County
Schedule of Federal Awards Expenditures
For the Fiscal Year Ended June 30, 2021

Federal Grantor/Pass Through Grantor/Program Title	Pass Through Entity Number	Federal AL Number	Federal Awards Expenditures
<u>United States Department of Agriculture</u>			
<i>Passed through the Ohio Department of Education</i>			
Child Nutrition Cluster:			
School Breakfast Program	3L70	10.553	\$21,974
COVID-19 School Breakfast	3L70	10.553	\$1,314
National School Lunch Program	3L60	10.555	74,927
COVID-19 National School Lunch Program	3L60	10.555	3,649
National School Lunch Program-non-cash assistance	3L60	10.555	7,342
Total Child Nutrition Cluster			109,206
Total United States Department of Agriculture			109,206
<u>United States Department of Education</u>			
<i>Direct from the Federal Agency</i>			
Rural Education	N	84.358	65,109
<i>Passed through the Ohio Department of Education</i>			
Career and Technical Education-Basic Grants to States	3L90	84.048	478,039
Education Stabilization Fund			
COVID-19 Governors Emergency Relief Fund	3HQ0	84.425C	87,400
Total United States Department of Education			630,548
<u>United States Department of Treasury</u>			
<i>Passed through Madison County Commissioners</i>			
COVID-19 Coronavirus Relief Fund	N/A	21.019	35,233
<i>Passed through the Ohio Department of Education</i>			
COVID-19 Coronavirus Relief Fund	5CV1	21.019	35,550
Total United States Department of Treasury			70,783
Total Federal Financial Assistance			\$810,537

N - direct award.
 N/A - not applicable

The notes to the schedule of federal awards expenditures are an integral part of this schedule.

Tolles Career and Technical Center
Madison County
Notes to the Schedule of Federal Awards Expenditures
For the Fiscal Year Ended June 30, 2021

Note 1 – Basis of Presentation

The accompanying schedule of federal awards expenditures (the schedule) is a summary of the activity of the Center's federal award programs. The information in this schedule is presented in accordance with the requirements of Title 2 U.S. *Code of Federal Regulations* Part 200, *Uniform Administrative Requirements, Cost Principles, and Audit Requirements for Federal Awards* (Uniform Guidance). Because the schedule presents only a selected portion of the operations of the Center, it is not intended to and does not present the financial position and changes in net position of the Center.

Note 2 – Summary of Significant Accounting Policies

Expenditures reported on the schedule are reported on the cash basis of accounting. Such expenditures are recognized following the cost principles contained in Title 2 U.S. *Code of Federal Regulations* Part 200, *Uniform Administrative Requirements, Cost Principles, and Audit Requirements for Federal Awards*, wherein certain types of expenditures may or may not be allowable or may be limited as to reimbursement. The Center has elected not to use the 10-percent de minimis indirect cost rate as allowed under the Uniform Guidance.

Note 3 – Food Donation Program

The Center reports commodities consumed on the Schedule at the fair value. The Center allocated donated food commodities to the respective program that benefitted from the use of those donated food commodities.

Note 4 – Child Nutrition Cluster

The Center commingles cash receipts from the U.S. Department of Agriculture with similar State grants. When reporting expenditures on this Schedule, the Center assumes it expends federal monies first.

Report on Internal Control Over Financial Reporting and on Compliance and Other Matters Based on an Audit of Financial Statements Performed in Accordance With *Government Auditing Standards*

Independent Auditor's Report

Members of the Board
Tolles Career and Technical Center
7877 US Highway 42 South
Plain City, Ohio 43064

We have audited, in accordance with the auditing standards generally accepted in the United States of America and the standards applicable to financial audits contained in *Government Auditing Standards* issued by the Comptroller General of the United States, the financial statements of the governmental activities, the major fund and the aggregate remaining fund information of Tolles Career and Technical Center, (the Center) as of and for the year ended June 30, 2021, and the related notes to the financial statements, which collectively comprise the Center's basic financial statements, and have issued our report thereon dated February 23, 2022, wherein we noted the financial impact of COVID-19 and the continuing emergency measures may impact subsequent periods of the Center.

Internal Control Over Financial Reporting

In planning and performing our audit of the financial statements, we considered the Center's internal control over financial reporting (internal control) as a basis for designing audit procedures that are appropriate in the circumstances for the purpose of expressing our opinions on the financial statements, but not for the purpose of expressing an opinion on the effectiveness of the Center's internal control. Accordingly, we do not express an opinion on the effectiveness of the Center's internal control.

A deficiency in internal control exists when the design or operation of a control does not allow management or employees, in the normal course of performing their assigned functions, to prevent, or detect and correct, misstatements on a timely basis. A material weakness is a deficiency, or a combination of deficiencies, in internal control, such that there is a reasonable possibility that a material misstatement of the entity's financial statements will not be prevented, or detected and corrected on a timely basis. A significant deficiency is a deficiency, or a combination of deficiencies, in internal control that is less severe than a material weakness, yet important enough to merit attention by those charged with governance.

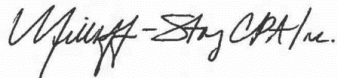
Our consideration of internal control was for the limited purpose described in the first paragraph of this section and was not designed to identify all deficiencies in internal control that might be material weaknesses or significant deficiencies. Given these limitations, during our audit we did not identify any deficiencies in internal control that we consider to be material weaknesses. However, material weaknesses may exist that have not been identified.

Compliance and Other Matters

As part of obtaining reasonable assurance about whether the Center's financial statements are free from material misstatement, we performed tests of its compliance with certain provisions of laws, regulations, contracts, and grant agreements, noncompliance with which could have a direct and material effect on the financial statements. However, providing an opinion on compliance with those provisions was not an objective of our audit, and accordingly, we do not express such an opinion. The results of our tests disclosed no instances of noncompliance or other matters that are required to be reported under *Government Auditing Standards*.

Purpose of this Report

The purpose of this report is solely to describe the scope of our testing of internal control and compliance and the results of that testing, and not to provide an opinion on the effectiveness of the Center's internal control or on compliance. This report is an integral part of an audit performed in accordance with *Government Auditing Standards* in considering the Center's internal control and compliance. Accordingly, this communication is not suitable for any other purpose.



Millhuff-Stang, CPA, Inc.
Chillicothe, Ohio

February 23, 2022

**Report on Compliance For Each Major Federal Program and on Internal Control Over Compliance
Required by the Uniform Guidance**

Independent Auditor's Report

Members of the Board
Tolles Career and Technical Center
7877 US Highway 42 South
Plain City, Ohio 43064

Report on Compliance for Each Major Federal Program

We have audited Tolles Career and Technical Center's, (the Center) compliance with the types of compliance requirements described in the *OMB Compliance Supplement* that could have a direct and material effect on the Center's major federal program for the year ended June 30, 2021. The Center's major federal program is identified in the summary of auditor's results section of the accompanying schedule of findings and questioned costs.

Management's Responsibility

Management is responsible for compliance with federal statutes, regulations, and the terms and conditions of its federal awards applicable to its federal programs.

Auditor's Responsibility

Our responsibility is to express an opinion on compliance for the Center's major federal program based on our audit of the types of compliance requirements referred to above. We conducted our audit of compliance in accordance with auditing standards generally accepted in the United States of America; the standards applicable to financial audits contained in *Government Auditing Standards*, issued by the Comptroller General of the United States; and the audit requirements of Title 2 U.S. *Code of Federal Regulations* Part 200, *Uniform Administrative Requirements, Cost Principles, and Audit Requirements for Federal Awards* (Uniform Guidance). Those standards and the Uniform Guidance require that we plan and perform the audit to obtain reasonable assurance about whether noncompliance with the types of compliance requirements referred to above that could have a direct and material effect on a major federal program occurred. An audit includes examining, on a test basis, evidence about the Center's compliance with those requirements and performing such other procedures as we considered necessary in the circumstances.

We believe that our audit provides a reasonable basis for our opinion on compliance for the major federal program. However, our audit does not provide a legal determination of the Center's compliance.

Opinion on the Major Federal Program

In our opinion, the Center complied, in all material respects, with the types of compliance requirements referred to above that could have a direct and material effect on the Center's major federal program for the year ended June 30, 2021.

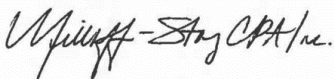
Report on Internal Control Over Compliance

Management of the Center is responsible for establishing and maintaining effective internal control over compliance with the types of compliance requirements referred to above. In planning and performing our audit of compliance, we considered the Center's internal control over compliance with the types of requirements that could have a direct and material effect on the major federal program to determine the auditing procedures that are appropriate in the circumstances for the purpose of expressing an opinion on compliance for the major federal program and to test and report on internal control over compliance in accordance with the Uniform Guidance, but not for the purpose of expressing an opinion on the effectiveness of internal control over compliance. Accordingly, we do not express an opinion on the effectiveness of the Center's internal control over compliance.

A deficiency in internal control over compliance exists when the design or operation of a control over compliance does not allow management or employees, in the normal course of performing their assigned functions, to prevent, or detect and correct, noncompliance with a type of compliance requirement of a federal program on a timely basis. A material weakness in internal control over compliance is a deficiency, or combination of deficiencies, in internal control over compliance, such that there is a reasonable possibility that material noncompliance with a type of compliance requirement of a federal program will not be prevented, or detected and corrected, on a timely basis. A significant deficiency in internal control over compliance is a deficiency, or a combination of deficiencies, in internal control over compliance with a type of compliance requirement of a federal program that is less severe than a material weakness in internal control over compliance, yet important enough to merit attention by those charged with governance.

Our consideration of internal control over compliance was for the limited purpose described in the first paragraph of this section and was not designed to identify all deficiencies in internal control over compliance that might be material weaknesses or significant deficiencies. We did not identify any deficiencies in internal control over compliance that we consider to be material weaknesses. However, material weaknesses may exist that have not been identified.

The purpose of this report on internal control over compliance is solely to describe the scope of our testing of internal control over compliance and the results of that testing based on the requirements of the Uniform Guidance. Accordingly, this report is not suitable for any other purpose.



Millhuff-Stang, CPA, Inc.
Chillicothe, Ohio

February 23, 2022

**Tolles Career and Technical Center
Madison County**
*Schedule of Findings and Questioned Costs
For the Fiscal Year Ended June 30, 2021*

Section I – Summary of Auditor’s Results

<i>Financial Statements</i>		
Type of report the auditor issued on whether the financial statements audited were prepared in accordance with GAAP:		Unmodified
Internal control over financial reporting:		
	Material weakness(es) identified?	No
	Significant deficiency(ies) identified?	None reported
Noncompliance material to financial statements noted?		No
<i>Federal Awards</i>		
Internal control over major program(s):		
	Material weakness(es) identified?	No
	Significant deficiency(ies) identified?	None reported
Type of auditor’s report issued on compliance for major programs:		Unmodified
Any auditing findings disclosed that are required to be reported in accordance with section 2 CFR 200.516(a)?		No
Identification of major program(s):		Career and Technical Education- Basic Grants to States (AL #84.048)
Dollar threshold used to distinguish between type A and type B programs:		\$750,000
Auditee qualified as low-risk auditee?		No

Section II – Financial Statement Findings

None

Section III – Federal Award Findings and Questioned Costs

None

OHIO AUDITOR OF STATE KEITH FABER



TOLLES CAREER & TECHNICAL CENTER

MADISON COUNTY

AUDITOR OF STATE OF OHIO CERTIFICATION

This is a true and correct copy of the report, which is required to be filed pursuant to Section 117.26, Revised Code, and which is filed in the Office of the Ohio Auditor of State in Columbus, Ohio.



Certified for Release 4/5/2022

88 East Broad Street, Columbus, Ohio 43215
Phone: 614-466-4514 or 800-282-0370

This report is a matter of public record and is available online at
www.ohioauditor.gov