



OHIO AUDITOR OF STATE
KEITH FABER



**LUCAS LOCAL SCHOOL DISTRICT
 RICHLAND COUNTY
 JUNE 30, 2023**

TABLE OF CONTENTS

TITLE	PAGE
Independent Auditor’s Report	1
Prepared by Management:	
Management’s Discussion and Analysis.....	5
Basic Financial Statements:	
Government-Wide Financial Statements:	
Statement of Net Position	17
Statement of Activities.....	18
Fund Financial Statements:	
Balance Sheet – Governmental Funds.....	19
Reconciliation of Total Governmental Fund Balances to Net Position of Governmental Activities.....	20
Statement of Revenues, Expenditures and Changes in Fund Balances – Governmental Funds	21
Reconciliation of the Statement of Revenues, Expenditures and Changes in Fund Balances of Governmental Funds to the Statement of Activities.....	22
Statement of Revenues, Expenditures, and Changes in Fund Balance – Budget and Actual (Non-GAAP Budgetary Basis) – General Fund.....	23
Notes to the Basic Financial Statements	24
Required Supplementary Information:	
Schedule of the District’s Proportionate Share of the Net Pension Liability	
School Employees Retirement System (SERS)	64
State Teachers Retirement System (STRS).....	66
Schedule of District Pension Contributions	
School Employee Retirement System (SERS)	68
State Teacher Retirement System (STRS)	70
Schedule of the District’s Proportionate Share of the Net OPEB Liability/Asset	
School Employees Retirement System (SERS)	72
State Teachers Retirement System (STRS).....	74
Schedule of District OPEB Contributions	
School Employee Retirement System (SERS)	76
State Teacher Retirement System (STRS)	78
Notes to the Required Supplementary Information	80
Independent Auditor’s Report on Internal Control Over Financial Reporting and on Compliance and Other Matters Required by <i>Government Auditing Standards</i>	85

THIS PAGE INTENTIONALLY LEFT BLANK

OHIO AUDITOR OF STATE KEITH FABER



65 East State Street
Columbus, Ohio 43215
ContactUs@ohioauditor.gov
800-282-0370

INDEPENDENT AUDITOR'S REPORT

Lucas Local School District
Richland County
84 Lucas North Rd.
Lucas, Ohio 44843

To the Board of Education:

Report on the Audit of the Financial Statements

Opinions

We have audited the financial statements of the governmental activities, each major fund, and the aggregate remaining fund information of the Lucas Local School District, Richland County, Ohio (the District), as of and for the year ended June 30, 2023, and the related notes to the financial statements, which collectively comprise the District's basic financial statements as listed in the table of contents.

In our opinion, the accompanying financial statements referred to above present fairly, in all material respects, the respective financial position of the governmental activities, each major fund, and the aggregate remaining fund information of the Lucas Local School District, Richland County, Ohio as of June 30, 2023, and the respective changes in financial position thereof and the budgetary comparison for the General fund for the year then ended in accordance with the accounting principles generally accepted in the United States of America.

Basis for Opinions

We conducted our audit in accordance with auditing standards generally accepted in the United States of America (GAAS) and the standards applicable to financial audits contained in *Government Auditing Standards*, issued by the Comptroller General of the United States. Our responsibilities under those standards are further described in the *Auditor's Responsibilities for the Audit of the Financial Statements* section of our report. We are required to be independent of the District, and to meet our other ethical responsibilities, in accordance with the relevant ethical requirements relating to our audit. We believe that the audit evidence we have obtained is sufficient and appropriate to provide a basis for our audit opinions.

Responsibilities of Management for the Financial Statements

Management is responsible for the preparation and fair presentation of the financial statements in accordance with accounting principles generally accepted in the United States of America, and for the design, implementation, and maintenance of internal control relevant to the preparation and fair presentation of financial statements that are free from material misstatement, whether due to fraud or error.

In preparing the financial statements, management is required to evaluate whether there are conditions or events, considered in the aggregate, that raise substantial doubt about the District's ability to continue as a going concern for twelve months beyond the financial statement date, including any currently known information that may raise substantial doubt shortly thereafter.

Auditor's Responsibilities for the Audit of the Financial Statements

Our objectives are to obtain reasonable assurance about whether the financial statements as a whole are free from material misstatement, whether due to fraud or error, and to issue an auditor's report that includes our opinions. Reasonable assurance is a high level of assurance but is not absolute assurance and therefore is not a guarantee that an audit conducted in accordance with GAAS and *Government Auditing Standards* will always detect a material misstatement when it exists. The risk of not detecting a material misstatement resulting from fraud is higher than for one resulting from error, as fraud may involve collusion, forgery, intentional omissions, misrepresentations, or the override of internal control. Misstatements are considered material if there is a substantial likelihood that, individually or in the aggregate, they would influence the judgment made by a reasonable user based on the financial statements.

In performing an audit in accordance with GAAS and *Government Auditing Standards*, we

- exercise professional judgment and maintain professional skepticism throughout the audit.
- identify and assess the risks of material misstatement of the financial statements, whether due to fraud or error, and design and perform audit procedures responsive to those risks. Such procedures include examining, on a test basis, evidence regarding the amounts and disclosures in the financial statements.
- obtain an understanding of internal control relevant to the audit in order to design audit procedures that are appropriate in the circumstances, but not for the purpose of expressing an opinion on the effectiveness of the District's internal control. Accordingly, no such opinion is expressed.
- evaluate the appropriateness of accounting policies used and the reasonableness of significant accounting estimates made by management, as well as evaluate the overall presentation of the financial statements.
- conclude whether, in our judgment, there are conditions or events, considered in the aggregate, that raise substantial doubt about the District's ability to continue as a going concern for a reasonable period of time.

We are required to communicate with those charged with governance regarding, among other matters, the planned scope and timing of the audit, significant audit findings, and certain internal control-related matters that we identified during the audit.

Required Supplementary Information

Accounting principles generally accepted in the United States of America require that the management's discussion and analysis, and schedules of net pension and other post-employment benefit liabilities and pension and other post-employment benefit contributions be presented to supplement the basic financial statements. Such information is the responsibility of management and, although not a part of the basic financial statements, is required by the Governmental Accounting Standards Board who considers it to be an essential part of financial reporting for placing the basic financial statements in an appropriate operational, economic, or historical context. We have applied certain limited procedures to the required supplementary information in accordance with auditing standards generally accepted in the United States of America, which consisted of inquiries of management about the methods of preparing the information and comparing the information for consistency with management's responses to our inquiries, the basic financial statements, and other knowledge we obtained during our audit of the basic financial statements.

We do not express an opinion or provide any assurance on the information because the limited procedures do not provide us with sufficient evidence to express an opinion or provide any assurance.

Other Reporting Required by *Government Auditing Standards*

In accordance with *Government Auditing Standards*, we have also issued our report dated July 30, 2024, on our consideration of the District's internal control over financial reporting and our tests of its compliance with certain provisions of laws, regulations, contracts and grant agreements and other matters. The purpose of that report is solely to describe the scope of our testing of internal control over financial reporting and compliance and the results of that testing, and not to provide an opinion on the effectiveness of the District's internal control over financial reporting or on compliance. That report is an integral part of an audit performed in accordance with *Government Auditing Standards* in considering the District's internal control over financial reporting and compliance.



Keith Faber
Auditor of State
Columbus, Ohio

July 30, 2024

THIS PAGE INTENTIONALLY LEFT BLANK

**LUCAS LOCAL SCHOOL DISTRICT
RICHLAND COUNTY, OHIO**

**MANAGEMENT'S DISCUSSION AND ANALYSIS
FOR THE FISCAL YEAR ENDED JUNE 30, 2023**

The management's discussion and analysis of the Lucas Local School District's (the "District") financial performance provides an overall review of the District's financial activities for the fiscal year ended June 30, 2023. The intent of this discussion and analysis is to look at the District's financial performance as a whole; readers should also review the basic financial statements and the notes to the basic financial statements to enhance their understanding of the District's financial performance.

Financial Highlights

Key financial highlights for fiscal year 2023 are as follows:

- Net position of governmental activities increased \$2,842,639 which represents a 25.67% increase from 2022's net position.
- General revenues accounted for \$8,256,135 in revenue or 82.79% of all revenues. Program specific revenues in the form of charges for services and sales, grants and contributions accounted for \$1,716,031 or 17.21% of total revenues of \$9,972,166.
- The District had \$7,129,527 in expenses related to governmental activities; \$1,716,031 of these expenses were offset by program specific charges for services and sales, grants or contributions. General revenues supporting governmental activities (primarily taxes and unrestricted grants and entitlements) of \$8,256,135 were adequate to provide for these programs.
- The District's major governmental funds are the general fund and the capital projects fund. The general fund had \$8,911,365 in revenues and other financing sources and \$7,475,020 in expenditures and other financing uses. During fiscal year 2023, the general fund's fund balance increased \$1,436,345 from a balance of \$12,268,331 to \$13,704,676.
- The capital projects fund had \$1,064,732 in other financing sources and no expenditures. During fiscal year 2023, the fund balance of the capital projects fund increased \$1,064,732 from \$2,111,790 to \$3,176,522.

Using these Basic Financial Statements

This annual report consists of a series of financial statements and notes to those statements. These statements are organized so the reader can understand the District as a financial whole, an entire operating entity. The statements then proceed to provide an increasingly detailed look at specific financial activities.

The *statement of net position* and *statement of activities* provide information about the activities of the whole District, presenting both an aggregate view of the District's finances and a longer-term view of those finances. Fund financial statements provide the next level of detail. For governmental funds, these statements tell how services were financed in the short-term as well as what remains for future spending. The fund financial statements also look at the District's most significant funds with all other nonmajor funds presented in total in one column. In the case of the District, the general fund and the capital projects fund are the District's major governmental funds.

Reporting the District as a Whole

Statement of Net Position and the Statement of Activities

While this document contains the large number of funds used by the District to provide programs and activities, the view of the District as a whole looks at all financial transactions and asks the question, "How did we do financially during 2023?" The statement of net position and the statement of activities answer this question. These statements include *all assets, deferred outflows of resources, liabilities, deferred inflows of resources, revenues and expenses* using the *accrual basis of accounting* similar to the accounting used by most private-sector companies. This basis of accounting will take into account all of the current year's revenues and expenses regardless of when cash is received or paid.

**LUCAS LOCAL SCHOOL DISTRICT
RICHLAND COUNTY, OHIO**

MANAGEMENT'S DISCUSSION AND ANALYSIS
FOR THE FISCAL YEAR ENDED JUNE 30, 2023

These two statements report the District's *net position* and changes in that position. This change in net position is important because it tells the reader that, for the District as a whole, the *financial position* of the District has improved or diminished. The causes of this change may be the result of many factors, some financial, some not.

Non-financial factors include the District's property tax base, current property tax laws in Ohio restricting revenue growth, facility conditions, required educational programs and other factors.

In the statement of net position and the statement of activities, the governmental activities include the District's programs and services, including instruction, support services, operation and maintenance of plant, pupil transportation, extracurricular activities, and food service operations.

The District's statement of net position and statement of activities can be found on pages 16-17 of this report.

Reporting the District's Most Significant Funds

Fund Financial Statements

The analysis of the District's major governmental funds begin on page 13. Fund financial reports provide detailed information about the District's major funds. The District uses many funds to account for a multitude of financial transactions. However, these fund financial statements focus on the District's most significant funds. The District's major governmental funds are the general fund and the capital projects fund.

Governmental Funds

Most of the District's activities are reported in governmental funds, which focus on how money flows into and out of those funds and the balances left at year-end available for spending in future periods. These funds are reported using an accounting method called *modified accrual* accounting, which measures cash and all other *financial assets* than can readily be converted to cash. The governmental fund financial statements provide a detailed *short-term* view of the District's general government operations and the basic services it provides. Governmental fund information helps you determine whether there are more or fewer financial resources that can be spent in the near future to finance educational programs. The relationship (or differences) between governmental *activities* (reported in the statement of net position and the statement of activities) and governmental *funds* is reconciled in the basic financial statements. The basic governmental fund financial statements can be found on pages 18-22 of this report.

Notes to the Basic Financial Statements

The notes provide additional information that is essential to a full understanding of the data provided in the government-wide and fund financial statements. These notes to the basic financial statements can be found on pages 23-61 of this report.

Required Supplementary Information

In addition to the basic financial statements and accompanying notes, this report also presents certain required supplementary information concerning the District's net pension liability and net OPEB liability/asset. The required supplementary information can be found on pages 64 through 84 of this report.

**LUCAS LOCAL SCHOOL DISTRICT
RICHLAND COUNTY, OHIO**

MANAGEMENT'S DISCUSSION AND ANALYSIS
FOR THE FISCAL YEAR ENDED JUNE 30, 2023

The District as a Whole

The statement of net position provides the perspective of the District as a whole.

The table below provides a summary of the District's net position at June 30, 2023 and June 30, 2022.

	Net Position	
	Governmental Activities <u>2023</u>	Governmental Activities <u>2022</u>
<u>Assets</u>		
Current and other assets	\$ 22,083,259	\$ 19,690,908
Capital assets, net	<u>2,102,179</u>	<u>1,809,781</u>
Total assets	<u>24,185,438</u>	<u>21,500,689</u>
<u>Deferred Outflows of Resources</u>		
Pension	1,434,649	1,511,836
OPEB	<u>228,460</u>	<u>292,210</u>
Total deferred outflows of resources	<u>1,663,109</u>	<u>1,804,046</u>
<u>Liabilities</u>		
Current liabilities	690,799	632,524
Long-term liabilities:		
Due within one year	64,434	52,524
Due in more than one year:		
Net pension liability	5,927,229	3,814,412
Net OPEB liability	404,198	612,850
Other amounts	<u>387,029</u>	<u>378,156</u>
Total liabilities	<u>7,473,689</u>	<u>5,490,466</u>
<u>Deferred Inflows of Resources</u>		
Property taxes levied for next year	2,623,389	2,774,539
Pension	831,081	3,039,793
OPEB	<u>1,002,197</u>	<u>924,385</u>
Total deferred inflows of resources	<u>4,456,667</u>	<u>6,738,717</u>
<u>Net Position</u>		
Net investment in capital assets	1,960,886	1,661,781
Restricted	739,415	376,832
Unrestricted	<u>11,217,890</u>	<u>9,036,939</u>
Total net position	<u>\$ 13,918,191</u>	<u>\$ 11,075,552</u>

**LUCAS LOCAL SCHOOL DISTRICT
RICHLAND COUNTY, OHIO**

MANAGEMENT'S DISCUSSION AND ANALYSIS
FOR THE FISCAL YEAR ENDED JUNE 30, 2023

The net pension liability is reported pursuant to Governmental Accounting Standards Board (GASB) Statement 68, "Accounting and Financial Reporting for Pensions—an Amendment of GASB Statement 27." The net other postemployment benefits (OPEB) liability/asset is reported pursuant to GASB Statement 75, "Accounting and Financial Reporting for Postemployment Benefits Other Than Pensions." For reasons discussed below, many end users of this financial statement will gain a clearer understanding of the District's actual financial condition by adding deferred inflows related to pension and OPEB, the net pension liability, and the net OPEB liability to the reported net position and subtracting deferred outflows related to pension and OPEB and the net OPEB asset.

Governmental Accounting Standards Board standards are national and apply to all government financial reports prepared in accordance with generally accepted accounting principles. Prior accounting for pensions (GASB 27) and postemployment benefits (GASB 45) focused on a funding approach. This approach limited pension and OPEB costs to contributions annually required by law, which may or may not be sufficient to fully fund each plan's *net pension liability* or *net OPEB liability*. GASB 68 and GASB 75 take an earnings approach to pension and OPEB accounting; however, the nature of Ohio's statewide pension/OPEB plans and state law governing those systems requires additional explanation in order to properly understand the information presented in these statements.

GASB 68 and GASB 75 require the net pension liability and the net OPEB liability to equal the School District's proportionate share of each plan's collective:

1. Present value of estimated future pension/OPEB benefits attributable to active and inactive employees' past service.
2. Minus plan assets available to pay these benefits.

GASB notes that pension and OPEB obligations, whether funded or unfunded, are part of the "employment exchange" – that is, the employee is trading his or her labor in exchange for wages, benefits, and the promise of a future pension and other postemployment benefits. GASB noted that the unfunded portion of this promise is a present obligation of the government, part of a bargained-for benefit to the employee, and should accordingly be reported by the government as a liability since they received the benefit of the exchange. However, the District is not responsible for certain key factors affecting the balance of these liabilities. In Ohio, the employee shares the obligation of funding pension benefits with the employer. Both employer and employee contribution rates are capped by State statute. A change in these caps requires action of both Houses of the General Assembly and approval of the Governor. Benefit provisions are also determined by State statute. The Ohio revised Code permits, but does not require the retirement systems to provide healthcare to eligible benefit recipients. The retirement systems may allocate a portion of the employer contributions to provide for these OPEB benefits.

The employee enters the employment exchange with the knowledge that the employer's promise is limited not by contract but by law. The employer enters the exchange also knowing that there is a specific, legal limit to its contribution to the retirement system. In Ohio, there is no legal means to enforce the unfunded liability of the pension/OPEB plan *as against the public employer*. State law operates to mitigate/lessen the moral obligation of the public employer to the employee, because all parties enter the employment exchange with notice as to the law. The retirement system is responsible for the administration of the pension and OPEB plans.

Most long-term liabilities have set repayment schedules or, in the case of compensated absences (i.e. sick and vacation leave), are satisfied through paid time-off or termination payments. There is no repayment schedule for the net pension liability or the net OPEB liability. As explained above, changes in benefits, contribution rates, and return on investments affect the balance of these liabilities but are outside the control of the local government. In the event that contributions, investment returns, and other changes are insufficient to keep up with required payments, State statute does not assign/identify the responsible party for the unfunded portion. Due to the unique nature of how the net pension liability and the net OPEB liability are satisfied, these liabilities are separately identified within the long-term liability section of the statement of net position.

**LUCAS LOCAL SCHOOL DISTRICT
RICHLAND COUNTY, OHIO**

**MANAGEMENT’S DISCUSSION AND ANALYSIS
FOR THE FISCAL YEAR ENDED JUNE 30, 2023**

In accordance with GASB 68 and GASB 75, the District’s statements prepared on an accrual basis of accounting include an annual pension expense and an annual OPEB expense for their proportionate share of each plan’s *change* in net pension liability and net OPEB liability, respectively, not accounted for as deferred inflows/outflows.

Over time, net position can serve as a useful indicator of a government’s financial position. At June 30, 2023, the District’s assets plus deferred outflows exceeded liabilities plus deferred inflows of resources by \$13,918,191.

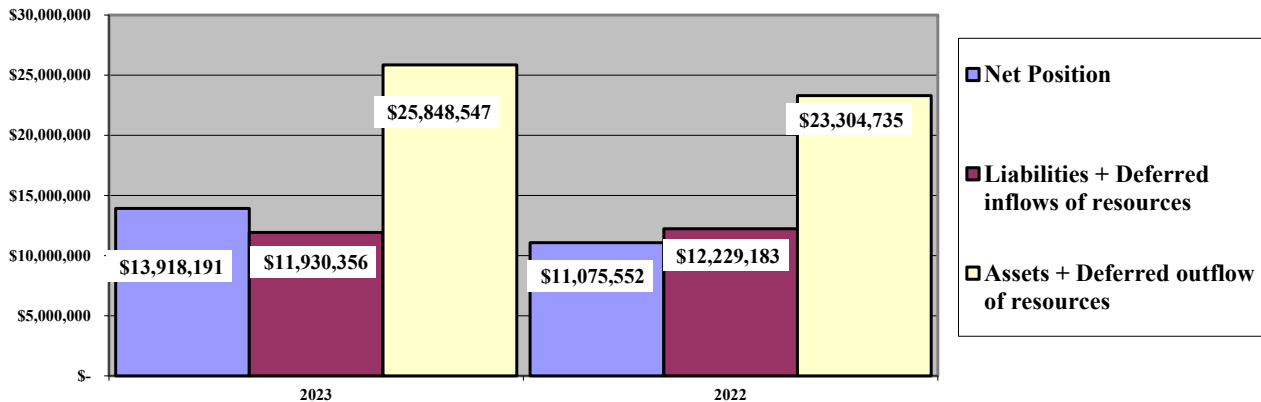
The net pension liability increased \$2,112,817 or 55.39% and deferred inflows of resources related to pension decreased \$2,208,712 or 72.66%. These changes were the result of changes at the pension system level for the State Teachers Retirement System (STRS) and the School Employees Retirement System (SERS). Net investment income on investments at both pension systems exceeded estimates for the fiscal year 2022 measurement that are used for the fiscal year 2023 reporting which caused a large increase in their respective fiduciary net positions.

At fiscal year-end, capital assets represented 8.69% of total assets. Capital assets include land, land improvements, buildings and improvements, furniture and equipment, intangible right to use assets, and vehicles. Net investment in capital assets at June 30, 2023 was \$1,960,886. These capital assets are used to provide services to the students and are not available for future spending. Although the District’s investment in capital assets is reported net of related debt, it should be noted that the resources to repay the debt must be provided from other sources, since capital assets may not be used to liquidate these liabilities.

A portion of the District’s net position, \$739,415 represents resources that are subject to external restriction on how they may be used. The remaining balance of unrestricted net position is a balance of \$11,217,890.

The graph below shows the District’s assets, deferred outflows of resources, liabilities, deferred inflows of resources and net position at June 30, 2023 and June 30, 2022.

Governmental Activities



**LUCAS LOCAL SCHOOL DISTRICT
RICHLAND COUNTY, OHIO**

MANAGEMENT'S DISCUSSION AND ANALYSIS
FOR THE FISCAL YEAR ENDED JUNE 30, 2023

The table below shows the change in net position for fiscal years 2023 and 2022.

	Change in Net Position	
	Governmental Activities <u>2023</u>	Governmental Activities <u>2022</u>
<u>Revenues</u>		
Program revenues:		
Charges for services and sales	\$ 499,971	\$ 385,539
Operating grants and contributions	916,959	1,320,806
Capital grants and contributions	299,101	-
General revenues:		
Property taxes	4,747,157	4,624,015
Grants and entitlements	2,982,470	2,980,723
Investment earnings	522,964	(23,416)
Other	<u>3,544</u>	<u>2,286</u>
Total revenues	<u>9,972,166</u>	<u>9,289,953</u>
<u>Expenses</u>		
Program expenses:		
Instruction:		
Regular	2,794,595	2,681,917
Special	708,580	831,914
Vocational	110	8,104
Other	-	2,316
Support services:		
Pupil	352,960	397,969
Instructional staff	262,150	348,868
Board of education	84,045	72,884
Administration	693,015	577,838
Fiscal	335,859	223,021
Operations and maintenance	743,210	650,544
Pupil transportation	502,957	511,397
Central	25,250	17,393
Operation of non-instructional services:		
Food service operations	252,928	277,106
Other non-instructional services	1,265	245
Extracurricular activities	364,855	392,816
Interest and fiscal charges	<u>7,748</u>	<u>3,776</u>
Total expenses	<u>7,129,527</u>	<u>6,998,108</u>
Change in net position	2,842,639	2,291,845
Net position at beginning of year	<u>11,075,552</u>	<u>8,783,707</u>
Net position at end of year	<u>\$ 13,918,191</u>	<u>\$ 11,075,552</u>

**LUCAS LOCAL SCHOOL DISTRICT
RICHLAND COUNTY, OHIO**

**MANAGEMENT’S DISCUSSION AND ANALYSIS
FOR THE FISCAL YEAR ENDED JUNE 30, 2023**

Governmental Activities

Net position of the District’s governmental activities increased \$2,842,639. Total governmental expenses of \$7,129,527 were offset by program revenues of \$1,716,031 and general revenues of \$8,256,135. Program revenues supported 24.07% of the total governmental expenses.

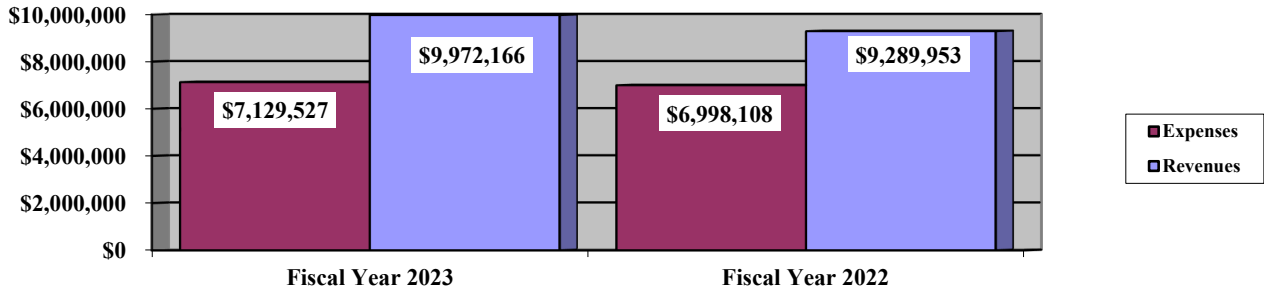
The primary sources of revenue for governmental activities are derived from property taxes, and grants and entitlements. These revenue sources represent 77.51% of total governmental revenue. As the previous table shows, most of the increase in revenues is reflected in the investment earnings line, which is due to higher interest rates and changes in fair value for the District’s investments.

The largest expense of the District is for instructional programs. Instruction expenses totaled \$3,503,285 or 49.14% of total governmental expenses for fiscal year 2023.

Overall, expenses of the governmental activities increased \$131,419 or 1.88%. This increase is primarily the result of an increase in pension expense. Pension expense increased approximately \$482,958. This increase was the result of an increase in expenses incurred at the pension system level for the State Teachers Retirement System (STRS) and the School Employees Retirement System (SERS) due to an increase in net investment income on investments compared to previous years.

The graph below presents the District’s governmental activities revenue and expenses for fiscal year 2023 and 2022.

Governmental Activities - Revenues and Expenses



**LUCAS LOCAL SCHOOL DISTRICT
RICHLAND COUNTY, OHIO**

**MANAGEMENT'S DISCUSSION AND ANALYSIS
FOR THE FISCAL YEAR ENDED JUNE 30, 2023**

The statement of activities shows the cost of program services and the charges for services and grants offsetting those services. The following table shows, for governmental activities, the total cost of services and the net cost of services. That is, it identifies the cost of these services supported by tax revenue and unrestricted State grants and entitlements.

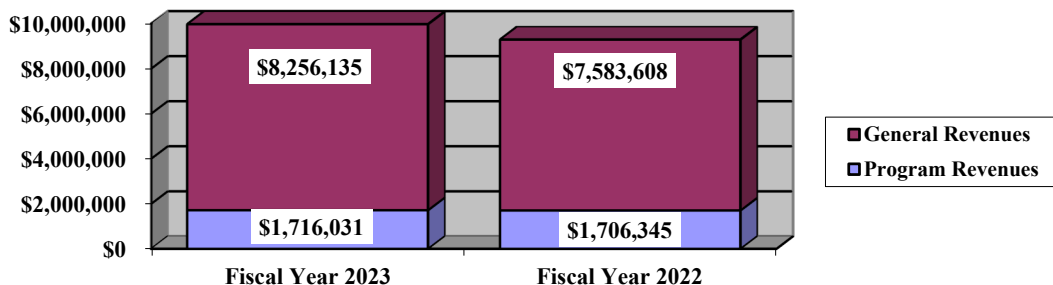
Governmental Activities

	Total Cost of Services 2023	Net Cost of Services 2023	Total Cost of Services 2022	Net Cost of Services 2022
Program expenses				
Instruction:				
Regular	\$ 2,794,595	\$ 2,628,060	\$ 2,681,917	\$ 2,382,475
Special	708,580	278,357	831,914	386,059
Vocational	110	110	8,104	8,104
Other	-	-	2,316	(194)
Support services:				
Pupil	352,960	69,737	397,969	153,894
Instructional staff	262,150	191,239	348,868	259,623
Board of education	84,045	84,045	72,884	72,884
Administration	693,015	664,647	577,838	552,918
Fiscal	335,859	335,859	223,021	223,021
Operations and maintenance	743,210	428,729	650,544	535,290
Pupil transportation	502,957	461,317	511,397	491,331
Central	25,250	25,250	17,393	17,393
Operation of non-instructional services:				
Food service operations	252,928	16,581	277,106	(50,335)
Other non-instructional services	1,265	1,265	245	245
Extracurricular activities	364,855	220,552	392,816	255,279
Interest and fiscal charges	7,748	7,748	3,776	3,776
Total expenses	\$ 7,129,527	\$ 5,413,496	\$ 6,998,108	\$ 5,291,763

The dependence upon tax and other general revenues for governmental activities is apparent, as 82.97% of instruction activities are supported through taxes and other general revenues. For all governmental activities, general revenue support is 75.93%. The District's taxpayers and unrestricted grants and entitlements from the State of Ohio are by far the primary support for District's students.

The graph below presents the District's governmental activities revenue for fiscal year 2023 and 2022.

Governmental Activities - General and Program Revenues



**LUCAS LOCAL SCHOOL DISTRICT
RICHLAND COUNTY, OHIO**

MANAGEMENT'S DISCUSSION AND ANALYSIS
FOR THE FISCAL YEAR ENDED JUNE 30, 2023

The District's Funds

The District's governmental funds reported a combined fund balance of \$18,159,675 which is higher than last year's total of \$15,772,242. The schedule below indicates the fund balance and the total change in fund balance as of June 30, 2023 and 2022.

	Fund Balance <u>June 30, 2023</u>	Fund Balance <u>June 30, 2022</u>	<u>Change</u>	Percentage <u>Change</u>
General	\$ 13,704,676	\$ 12,268,331	\$ 1,436,345	11.71 %
Capital projects fund	3,176,522	2,111,790	1,064,732	50.42 %
Nonmajor governmental	<u>1,278,477</u>	<u>1,392,121</u>	<u>(113,644)</u>	(8.16) %
Total	<u>\$ 18,159,675</u>	<u>\$ 15,772,242</u>	<u>\$ 2,387,433</u>	15.14 %

General Fund

The District's general fund balance increased \$1,436,345. The table that follows assists in illustrating the financial activities and fund balance of the general fund.

	2023 <u>Amount</u>	2022 <u>Amount</u>	<u>Change</u>	Percentage <u>Change</u>
<u>Revenues</u>				
Property taxes	\$ 4,744,819	\$ 4,636,053	\$ 108,766	2.35 %
Tuition and fees	276,275	269,210	7,065	2.62 %
Earnings on investments	516,388	(23,078)	539,466	2,337.58 %
Intergovernmental	3,324,044	3,332,815	(8,771)	(0.26) %
Other revenues	<u>10,991</u>	<u>4,317</u>	<u>6,674</u>	154.60 %
Total	<u>\$ 8,872,517</u>	<u>\$ 8,219,317</u>	<u>\$ 653,200</u>	7.95 %
<u>Expenditures</u>				
Instruction	\$ 3,399,634	\$ 3,434,137	\$ (34,503)	(1.00) %
Support services	2,703,101	2,362,128	340,973	14.43 %
Non-instructional services	1,265	245	1,020	416.33 %
Extracurricular activities	214,091	224,914	(10,823)	(4.81) %
Capital outlay	38,848	-	38,848	100.00 %
Debt service	<u>53,349</u>	<u>41,584</u>	<u>11,765</u>	28.29 %
Total	<u>\$ 6,410,288</u>	<u>\$ 6,063,008</u>	<u>\$ 347,280</u>	5.73 %

Overall, revenues of the general fund increased \$653,200 or 7.95%. The increase can primarily be attributed to an increase in earnings on investments which was a result of an increase in the fair value of the District's investments and higher interest rates.

Overall, expenditures of the general fund increased \$347,280 or 5.73%. The increase was primarily due to an increase in support services during fiscal year 2023.

**LUCAS LOCAL SCHOOL DISTRICT
RICHLAND COUNTY, OHIO**

MANAGEMENT'S DISCUSSION AND ANALYSIS
FOR THE FISCAL YEAR ENDED JUNE 30, 2023

Capital Projects Fund

In fiscal year 2023, the capital projects fund was recognized as a major governmental fund. The capital projects fund had \$1,064,732 in other financing sources and no expenditures. During fiscal year 2023 the fund balance of the capital projects fund increased \$1,064,732 from \$2,111,790 to \$3,176,522.

General Fund Budgeting Highlights

The District's budget is prepared according to Ohio law and is based on accounting for certain transactions on a basis of cash receipts, disbursements and encumbrances. The most significant budgeted fund is the general fund.

For fiscal year 2023, the general fund original budgeted revenues and other financing sources were \$8,276,930 and remained the same for final budgeted revenues and other financing sources. Actual revenues and other financing sources for fiscal year 2023 were \$8,805,489. This represents a \$528,559 increase from final budgeted revenues.

General fund original appropriations (appropriated expenditures including other financing uses) of \$8,984,465 were greater than final appropriations of \$6,534,645. The actual budget basis expenditures and other financing uses for fiscal year 2023 totaled \$7,482,166, which was \$947,521 more than the final budget appropriations.

Capital Assets and Debt Administration

Capital Assets

At June 30, 2023, the District had \$2,102,179 invested in land, land improvements, buildings and improvements, furniture and equipment, intangible right to use assets, and vehicles. This entire amount is reported in governmental activities. The following table shows June 30, 2023 balances compared to June 30, 2022.

	Capital Assets at June 30 (Net of Depreciation/Amortization)	
	<u>2023</u>	<u>2022</u>
Land	\$ 328,875	\$ 328,875
Land improvements	760,508	461,401
Building and improvements	545,866	604,817
Furniture and equipment	204,549	225,718
Intangible right to use - leased equipment	29,807	-
Vehicles	<u>232,574</u>	<u>188,970</u>
Total	<u>\$ 2,102,179</u>	<u>\$ 1,809,781</u>

Overall, capital assets increased \$292,398 due to \$531,037 of capital asset additions exceeding \$238,639 of depreciation/amortization expense.

See Note 8 to the basic financial statements for additional information on the District's capital assets.

**LUCAS LOCAL SCHOOL DISTRICT
RICHLAND COUNTY, OHIO**

MANAGEMENT'S DISCUSSION AND ANALYSIS
FOR THE FISCAL YEAR ENDED JUNE 30, 2023

Debt Administration

At June 30, 2023, the District had \$111,000 in qualified school construction bonds outstanding and \$30,293 in leases payable. Of this total, \$46,697 is due within one year and \$94,596 is due in greater than one year. The following table summarizes the debt outstanding.

Outstanding Debt, at Year End

	<u>Governmental Activities 2023</u>	<u>Governmental Activities 2022</u>
Qualified School Construction Bonds	\$ 111,000	\$ 148,000
Leases payable	<u>30,293</u>	<u>-</u>
Total	<u>\$ 141,293</u>	<u>\$ 148,000</u>

See Note 9 to the basic financial statements for detail.

Current Financial Related Activities

The Board's five-year forecast indicates the District will require no new additional operating money for fiscal years 2022 through fiscal year 2026 based on current assumptions and conditions. With careful management, continued scrutiny of all expenditures, and the successful passage of a renewal levy in November 2022, the District will not require additional operating money until after fiscal year 2026. The District completed negotiations with the certified staff in the spring of 2020 for a new three-year agreement, valid through June 30, 2023.

Contacting the District's Financial Management

This financial report is designed to provide our citizens, taxpayers, and investors and creditors with a general overview of the District's finances and to show the District's accountability for the money it receives. If you have questions about this report or need additional financial information, please contact Eric Pickering, Lucas Local School District, 84 Lucas North Road, Lucas, Ohio 44843-9532, 419-892-2338 extension 21006.

THIS PAGE INTENTIONALLY LEFT BLANK

**LUCAS LOCAL SCHOOL DISTRICT
RICHLAND COUNTY, OHIO**

STATEMENT OF NET POSITION
JUNE 30, 2023

	Governmental Activities
Assets:	
Equity in pooled cash and investments	\$ 17,371,388
Receivables:	
Property taxes	4,126,357
Accounts	138
Accrued interest	27,864
Intergovernmental	31,576
Prepayments	9,634
Materials and supplies inventory	1,582
Inventory held for resale	3,226
Net OPEB asset	511,494
Capital assets:	
Capital assets not being depreciated/amortized	328,875
Capital assets being depreciated/amortized	1,773,304
Capital assets, net	2,102,179
Total assets	24,185,438
Deferred outflows of resources:	
Pension	1,434,649
OPEB	228,460
Total deferred outflows of resources	1,663,109
Liabilities:	
Accounts payable	7,232
Accrued wages and benefits payable	534,146
Intergovernmental payable	34,674
Pension obligation payable	114,203
Accrued interest payable	544
Long-term liabilities:	
Due within one year	64,434
Due in more than one year:	
Net pension liability	5,927,229
Net OPEB liability	404,198
Other amounts due in more than one year	387,029
Total liabilities	7,473,689
Deferred inflows of resources:	
Property taxes levied for the next fiscal year	2,623,389
Pension	831,081
OPEB	1,002,197
Total deferred inflows of resources	4,456,667
Net position:	
Net investment in capital assets	1,960,886
Restricted for:	
OPEB	112,621
Federally funded programs	293,010
Food service operations	89,712
Student activities	159,911
Other purposes	84,161
Unrestricted	11,217,890
Total net position	\$ 13,918,191

SEE ACCOMPANYING NOTES TO THE BASIC FINANCIAL STATEMENTS

**LUCAS LOCAL SCHOOL DISTRICT
RICHLAND COUNTY, OHIO**

STATEMENT OF ACTIVITIES
FOR THE FISCAL YEAR ENDED JUNE 30, 2023

	Expenses	Program Revenues			Net (Expense)
		Charges for Services and Sales	Operating Grants and Contributions	Capital Grants and Contributions	Revenue and Changes in Net Position Governmental Activities
Governmental activities:					
Instruction:					
Regular	\$ 2,794,595	\$ 110,567	\$ 55,968	\$ -	\$ (2,628,060)
Special	708,580	165,708	264,515	-	(278,357)
Vocational	110	-	-	-	(110)
Support services:					
Pupil	352,960	-	283,223	-	(69,737)
Instructional staff	262,150	-	70,911	-	(191,239)
Board of education	84,045	-	-	-	(84,045)
Administration	693,015	7,247	21,121	-	(664,647)
Fiscal	335,859	-	-	-	(335,859)
Operations and maintenance	743,210	2,299	13,081	299,101	(428,729)
Pupil transportation	502,957	-	41,640	-	(461,317)
Central	25,250	-	-	-	(25,250)
Operation of non-instructional services:					
Food service operations	252,928	96,272	140,075	-	(16,581)
Other non-instructional services	1,265	-	-	-	(1,265)
Extracurricular activities	364,855	117,878	26,425	-	(220,552)
Interest and fiscal charges	7,748	-	-	-	(7,748)
Total governmental activities	<u>\$ 7,129,527</u>	<u>\$ 499,971</u>	<u>\$ 916,959</u>	<u>\$ 299,101</u>	<u>(5,413,496)</u>
General revenues:					
Property taxes levied for:					
General purposes					4,747,157
Grants and entitlements not restricted to specific programs					2,982,470
Investment earnings					522,964
Miscellaneous					3,544
Total general revenues					<u>8,256,135</u>
Change in net position					2,842,639
Net position at beginning of year					<u>11,075,552</u>
Net position at end of year					<u>\$ 13,918,191</u>

SEE ACCOMPANYING NOTES TO THE BASIC FINANCIAL STATEMENTS

**LUCAS LOCAL SCHOOL DISTRICT
RICHLAND COUNTY, OHIO**

BALANCE SHEET
GOVERNMENTAL FUNDS
JUNE 30, 2023

	<u>General</u>	<u>Capital Projects</u>	<u>Nonmajor Governmental Funds</u>	<u>Total Governmental Funds</u>
Assets:				
Equity in pooled cash and investments	\$ 12,875,590	\$ 3,176,522	\$ 1,319,276	\$ 17,371,388
Receivables:				
Property taxes	4,126,357	-	-	4,126,357
Accounts	138	-	-	138
Accrued interest	27,864	-	-	27,864
Intergovernmental	-	-	31,576	31,576
Prepayments	9,170	-	464	9,634
Materials and supplies inventory	-	-	1,582	1,582
Inventory held for resale	-	-	3,226	3,226
Total assets	<u>\$ 17,039,119</u>	<u>\$ 3,176,522</u>	<u>\$ 1,356,124</u>	<u>\$ 21,571,765</u>
Liabilities:				
Accounts payable	\$ 6,896	\$ -	\$ 336	\$ 7,232
Accrued wages and benefits payable	496,111	-	38,035	534,146
Intergovernmental payable	33,371	-	1,303	34,674
Pension obligation payable	107,806	-	6,397	114,203
Total liabilities	<u>644,184</u>	<u>-</u>	<u>46,071</u>	<u>690,255</u>
Deferred inflows of resources:				
Property taxes levied for the next fiscal year	2,623,389	-	-	2,623,389
Delinquent property tax revenue not available	51,325	-	-	51,325
Intergovernmental revenue not available	-	-	31,576	31,576
Accrued interest not available	15,545	-	-	15,545
Total deferred inflows of resources	<u>2,690,259</u>	<u>-</u>	<u>31,576</u>	<u>2,721,835</u>
Fund balances:				
Nonspendable:				
Materials and supplies inventory	-	-	1,582	1,582
Prepays	9,170	-	464	9,634
Restricted:				
Food service operations	-	-	102,978	102,978
Federally funded programs	-	-	292,716	292,716
Student activities	-	-	159,911	159,911
Special education	-	-	2,248	2,248
Other purposes	-	-	81,913	81,913
Committed:				
Capital improvements	-	3,176,522	668,241	3,844,763
Assigned:				
Student instruction	200	-	-	200
Student and staff support	110,281	-	-	110,281
Student activities	7,825	-	-	7,825
Subsequent year's appropriations	548,698	-	-	548,698
Unassigned (deficit)	<u>13,028,502</u>	<u>-</u>	<u>(31,576)</u>	<u>12,996,926</u>
Total fund balances	<u>13,704,676</u>	<u>3,176,522</u>	<u>1,278,477</u>	<u>18,159,675</u>
Total liabilities, deferred inflows and fund balances	<u>\$ 17,039,119</u>	<u>\$ 3,176,522</u>	<u>\$ 1,356,124</u>	<u>\$ 21,571,765</u>

SEE ACCOMPANYING NOTES TO THE BASIC FINANCIAL STATEMENTS

**LUCAS LOCAL SCHOOL DISTRICT
RICHLAND COUNTY, OHIO**

RECONCILIATION OF TOTAL GOVERNMENTAL FUND BALANCES TO
NET POSITION OF GOVERNMENTAL ACTIVITIES
JUNE 30, 2023

Total governmental fund balances		\$	18,159,675
<i>Amounts reported for governmental activities on the statement of net position are different because:</i>			
Capital assets used in governmental activities are not financial resources and therefore are not reported in the funds.			2,102,179
Other long-term assets are not available to pay for current-period expenditures and therefore are deferred inflows in the funds.			
Property taxes receivable	\$	51,325	
Accrued interest receivable		15,545	
Intergovernmental receivable		31,576	
Total		98,446	98,446
Accrued interest payable is not due and payable in the current period and therefore is not reported in the funds.			(544)
The net pension/OPEB assets & liabilities are not due and payable in the current period; therefore, the assets, liabilities and related deferred inflows/outflows are not reported in governmental funds.			
Deferred outflows - pension		1,434,649	
Deferred inflows - pension		(831,081)	
Net pension liability		(5,927,229)	
Deferred outflows - OPEB		228,460	
Deferred inflows - OPEB		(1,002,197)	
Net OPEB asset		511,494	
Net OPEB liability		(404,198)	
Total		(5,990,102)	(5,990,102)
Long-term liabilities, including bonds payable, are not due and payable in the current period and therefore are not reported in the funds.			
Qualified school construction bonds		(111,000)	
Lease obligations		(30,293)	
Compensated absences		(310,170)	
Total		(451,463)	(451,463)
Net position of governmental activities		\$	13,918,191

SEE ACCOMPANYING NOTES TO THE BASIC FINANCIAL STATEMENTS

**LUCAS LOCAL SCHOOL DISTRICT
RICHLAND COUNTY, OHIO**

STATEMENT OF REVENUES, EXPENDITURES AND CHANGES IN FUND BALANCES
GOVERNMENTAL FUNDS
FOR THE FISCAL YEAR ENDED JUNE 30, 2023

	General	Capital Projects	Nonmajor Governmental Funds	Total Governmental Funds
Revenues:				
Property taxes	\$ 4,744,819	\$ -	\$ -	\$ 4,744,819
Intergovernmental	3,324,044	-	820,704	4,144,748
Investment earnings	516,388	-	6,950	523,338
Tuition and fees	276,275	-	-	276,275
Extracurricular	7,247	-	117,878	125,125
Rental income	200	-	-	200
Charges for services	-	-	98,371	98,371
Contributions and donations	373	-	32,887	33,260
Miscellaneous	3,171	-	538	3,709
Total revenues	<u>8,872,517</u>	<u>-</u>	<u>1,077,328</u>	<u>9,949,845</u>
Expenditures:				
Current:				
Instruction:				
Regular	2,791,704	-	52,268	2,843,972
Special	607,815	-	119,900	727,715
Vocational	115	-	-	115
Support services:				
Pupil	193,682	-	168,342	362,024
Instructional staff	200,267	-	73,056	273,323
Board of education	84,395	-	-	84,395
Administration	670,438	-	22,443	692,881
Fiscal	339,991	-	-	339,991
Operations and maintenance	637,063	-	19,209	656,272
Pupil transportation	551,741	-	-	551,741
Central	25,524	-	-	25,524
Operation of non-instructional services:				
Food service operations	-	-	246,674	246,674
Other non-instructional services	1,265	-	-	1,265
Extracurricular activities	214,091	-	188,643	402,734
Facilities acquisition and construction	-	-	300,437	300,437
Capital outlay	38,848	-	-	38,848
Debt service:				
Principal retirement	45,555	-	-	45,555
Interest and fiscal charges	7,794	-	-	7,794
Total expenditures	<u>6,410,288</u>	<u>-</u>	<u>1,190,972</u>	<u>7,601,260</u>
Excess (deficiency) in revenues over (under) expenditures	<u>2,462,229</u>	<u>-</u>	<u>(113,644)</u>	<u>2,348,585</u>
Other financing sources (uses):				
Transfers in	-	1,064,732	10,986	1,075,718
Transfers (out)	(1,064,732)	-	(10,986)	(1,075,718)
Lease transaction	38,848	-	-	38,848
Total other financing sources (uses)	<u>(1,025,884)</u>	<u>1,064,732</u>	<u>-</u>	<u>38,848</u>
Net change in fund balances	1,436,345	1,064,732	(113,644)	2,387,433
Fund balances at beginning of year	<u>12,268,331</u>	<u>2,111,790</u>	<u>1,392,121</u>	<u>15,772,242</u>
Fund balances at end of year	<u>\$ 13,704,676</u>	<u>\$ 3,176,522</u>	<u>\$ 1,278,477</u>	<u>\$ 18,159,675</u>

SEE ACCOMPANYING NOTES TO THE BASIC FINANCIAL STATEMENTS

**LUCAS LOCAL SCHOOL DISTRICT
RICHLAND COUNTY, OHIO**

RECONCILIATION OF THE STATEMENT OF REVENUES, EXPENDITURES
AND CHANGES IN FUND BALANCES OF GOVERNMENTAL FUNDS
TO THE STATEMENT OF ACTIVITIES
FOR THE FISCAL YEAR ENDED JUNE 30, 2023

Net change in fund balances - total governmental funds	\$	2,387,433
<i>Amounts reported for governmental activities in the statement of activities are different because:</i>		
Governmental funds report capital outlays as expenditures. However, in the statement of activities, the cost of those assets is allocated over their estimated useful lives as depreciation/amortization expense.		
Capital asset additions	\$ 531,037	
Current year depreciation/amortization	<u>(238,639)</u>	
Total		292,398
Revenues in the statement of activities that do not provide current financial resources are not reported as revenues in the funds.		
Property taxes	2,338	
Earnings on investments	6,576	
Intergovernmental	<u>13,407</u>	
Total		22,321
Repayment of debt principal is an expenditure in the governmental funds, but the repayment reduces long-term liabilities on the statement of net position.		
		45,555
Issuances of bonds and leases are recorded as other financing sources in the funds; however, in the statement of activities, they are not reported as other financing sources as they increase liabilities on the statement of net position.		
		(38,848)
In the statement of activities, interest is accrued on outstanding bonds, whereas in governmental funds, an interest expenditure is reported when due. The following items resulted in less interest being reported in the statement of activities:		
Decrease in accrued interest payable		46
Contractually required contributions are reported as expenditures in governmental funds; however, the statement of net position reports these amounts as deferred outflows.		
Pension	554,299	
OPEB	<u>20,063</u>	
Total		574,362
Except for amounts reported as deferred inflows/outflows, changes in the net pension/OPEB liability/asset are reported as pension/OPEB expense in the statement of activities.		
Pension	(535,591)	
OPEB	<u>122,453</u>	
Total		(413,138)
Some expenses reported in the statement of activities, such as compensated absences, do not require the use of current financial resources and therefore are not reported as expenditures in governmental funds.		
		<u>(27,490)</u>
Change in net position of governmental activities	\$	<u>2,842,639</u>

SEE ACCOMPANYING NOTES TO THE BASIC FINANCIAL STATEMENTS

**LUCAS LOCAL SCHOOL DISTRICT
RICHLAND COUNTY, OHIO**

STATEMENT OF REVENUES, EXPENDITURES AND CHANGES IN
FUND BALANCE - BUDGET AND ACTUAL (NON-GAAP BUDGETARY BASIS)
GENERAL FUND
FOR THE FISCAL YEAR ENDED JUNE 30, 2023

	<u>Budgeted Amounts</u>		<u>Actual</u>	Variance with Final Budget Positive (Negative)
	<u>Original</u>	<u>Final</u>		<u>Actual</u>
Revenues:				
Property taxes	\$ 4,123,395	\$ 4,123,395	\$ 4,642,032	\$ 518,637
Intergovernmental	3,337,185	3,337,185	3,334,264	(2,921)
Investment earnings	60,000	60,000	537,474	477,474
Tuition and fees	731,050	731,050	276,275	(454,775)
Rental income	200	200	200	-
Miscellaneous	100	100	1,397	1,297
Total revenues	<u>8,251,930</u>	<u>8,251,930</u>	<u>8,791,642</u>	<u>539,712</u>
Expenditures:				
Current:				
Instruction:				
Regular	3,315,787	2,410,982	2,763,433	(352,451)
Special	853,597	651,769	616,417	35,352
Vocational	12,991	12,956	106	12,850
Support services:				
Pupil	311,371	248,164	193,046	55,118
Instructional staff	360,454	295,065	199,710	95,355
Board of education	128,464	102,864	78,186	24,678
Administration	812,682	595,953	661,926	(65,973)
Fiscal	354,644	239,918	350,393	(110,475)
Operations and maintenance	1,007,974	810,977	601,663	209,314
Pupil transportation	667,872	451,941	659,489	(207,548)
Central	28,197	19,537	26,448	(6,911)
Operation of non-instructional services:				
Other non-instructional services	12,000	11,586	1,265	10,321
Extracurricular activities	321,021	248,352	221,942	26,410
Facilities acquisition and construction	4,000	4,000	-	4,000
Debt service:				
Principal	37,000	24,885	37,000	(12,115)
Interest and fiscal charges	6,411	4,312	6,410	(2,098)
Total expenditures	<u>8,234,465</u>	<u>6,133,261</u>	<u>6,417,434</u>	<u>(284,173)</u>
Excess of revenues over expenditures	<u>17,465</u>	<u>2,118,669</u>	<u>2,374,208</u>	<u>255,539</u>
Other financing sources (uses):				
Refund of prior year's expenditures	25,000	25,000	12,073	(12,927)
Transfers (out)	(750,000)	(401,384)	(1,064,732)	(663,348)
Sale of capital assets	-	-	1,774	1,774
Total other financing sources (uses)	<u>(725,000)</u>	<u>(376,384)</u>	<u>(1,050,885)</u>	<u>(674,501)</u>
Net change in fund balance	(707,535)	1,742,285	1,323,323	(418,962)
Fund balance at beginning of year	11,435,896	11,435,896	11,435,896	-
Prior year encumbrances appropriated	51,138	51,138	51,138	-
Fund balance at end of year	<u>\$ 10,779,499</u>	<u>\$ 13,229,319</u>	<u>\$ 12,810,357</u>	<u>\$ (418,962)</u>

SEE ACCOMPANYING NOTES TO THE BASIC FINANCIAL STATEMENTS

**LUCAS LOCAL SCHOOL DISTRICT
RICHLAND COUNTY, OHIO**

NOTES TO THE BASIC FINANCIAL STATEMENTS
FOR THE FISCAL YEAR ENDED JUNE 30, 2023

NOTE 1 - DESCRIPTION OF THE SCHOOL DISTRICT

The Lucas Local School District (the “District”) is a body politic and corporate established for the purpose of exercising the rights and privileges conveyed to it by the constitution and laws of the State of Ohio.

The District operates under a locally-elected five-member Board form of government and provides educational services as authorized and further mandated by State and/or federal agencies. This Board controls the District’s 3 instructional/support facilities staffed by 34 non-certified, 47 certified and 9 administrative full-time employees to provide services to 422 students.

NOTE 2 - SUMMARY OF SIGNIFICANT ACCOUNTING POLICIES

The basic financial statements of the District have been prepared in conformity with accounting principles generally accepted in the United States of America (GAAP) as applied to governmental units. The Governmental Accounting Standards Board (GASB) is the accepted standard-setting body for establishing governmental accounting and financial reporting principles. The District’s significant accounting policies are described below.

A. Reporting Entity

The reporting entity has been defined in accordance with GASB Statement No. 14, “The Financial Reporting Entity” as amended by GASB Statement No. 39, “Determining Whether Certain Organizations Are Component Units” and GASB Statement No. 61, “The Financial Reporting Entity: Omnibus an amendment of GASB Statements No. 14 and No. 34”. The reporting entity is composed of the primary government and component units. The primary government consists of all funds, departments, boards and agencies that are not legally separate from the District. For the District, this includes general operations, food service, and student related activities of the District.

Component units are legally separate organizations for which the District is financially accountable. The District is financially accountable for an organization if the District appoints a voting majority of the organization’s Governing Board and (1) the District is able to significantly influence the programs or services performed or provided by the organization; or (2) the District is legally entitled to or can otherwise access the organization’s resources; or (3) the District is legally obligated or has otherwise assumed the responsibility to finance the deficits of, or provide financial support to, the organization; or (4) the District is obligated for the debt of the organization. Component units may also include organizations that are fiscally dependent on the District in that the District approves the budget, the issuance of debt or the levying of taxes. Certain organizations are also included as component units if the nature and significance of the relationship between the primary government and the organization is such that exclusion by the primary government would render the primary government’s financial statements incomplete or misleading. Based upon the application of these criteria, the District has no component units. The basic financial statements of the reporting entity include only those of the District (the primary government).

The following organizations are described due to their relationship to the District:

JOINTLY GOVERNED ORGANIZATION

Heartland Council of Governments/North Central Ohio Computer Cooperative (the “COG”)

The COG is a jointly governed organization among 16 school districts, 1 educational service center and a career center. The COG is an association of public school districts within the boundaries of Ashland, Crawford, Huron, Marion, Morrow, Richland, Seneca, and Wyandot counties. The COG was formed for the purpose of applying modern technology with the aid of computers and other electronic equipment to administrative and instructional functions among member school districts. Each member school district supports the COG based on a per pupil charge dependent upon the software package utilized.

**LUCAS LOCAL SCHOOL DISTRICT
RICHLAND COUNTY, OHIO**

NOTES TO THE BASIC FINANCIAL STATEMENTS
FOR THE FISCAL YEAR ENDED JUNE 30, 2023

NOTE 2 - SUMMARY OF SIGNIFICANT ACCOUNTING POLICIES - (Continued)

The COG is governed by a Cooperative Assembly consisting of superintendents of the member school districts. The degree of control exercised by any school district is limited to its representation on the Cooperative Assembly. During fiscal year 2023, the District paid \$52,616 to the COG for various services. Financial information can be obtained from the Treasurer for the Pioneer Career and Technology Center, who serves as fiscal agent, at 27 Ryan Road, Shelby, Ohio 44875-0309.

PURCHASING POOLS

Ohio School Boards Association Workers' Compensation Group Rating Plan

The District participates in a group rating plan for workers' compensation as established under Section 4123.29 of the Ohio Revised Code. The Ohio School Boards Association Workers' Compensation Group Rating Plan (the "Plan") was established through the Ohio School Boards Association (OSBA) as a group purchasing pool.

Metropolitan Educational Technology Association (META) Solutions

The District is a participant in META Solutions which is a computer consortium. META Solutions develops, implements and supports the technology and instructional needs of schools in a cost-effective manner. META Solutions provides instructional, core, technology and purchasing services for its member districts. The Board of Directors consists of the Superintendents from eleven of the member districts. Financial information can be obtained from Ashley Widby, who serves as Chief Financial Officer, 100 Executive Drive, Marion, Ohio 43302.

Risk Sharing Pool

The Stark County Schools Council of Governments Health Benefit Plan is a shared risk pool created pursuant to State statute for the purpose of administering health care benefits. The consortium is governed by an assembly which consists of one representative from each participating school district (usually the superintendent or designee). The assembly elects officers for one year terms to serve on the Board of Directors. The assembly exercises control over the operation of the Consortium. All Consortium revenues are generated from charges for services.

B. Fund Accounting

The District uses funds to maintain its financial records during the year. A fund is defined as a fiscal and accounting entity with a self-balancing set of accounts. All funds of the School District are governmental funds.

GOVERNMENTAL FUNDS

Governmental funds are those through which most governmental functions typically are financed. Governmental fund reporting focuses on the sources, uses and balances of current financial resources. Expendable assets are assigned to the various governmental funds according to the purposes for which they may or must be used. Current liabilities are assigned to the fund from which they will be paid. The difference between governmental fund assets plus deferred outflows of resources and liabilities plus deferred inflows of resources is reported as fund balance.

The following are the District's major governmental funds:

General fund - The general fund is used to account for and report all financial resources not accounted for and reported in another fund. The general fund balance is available for any purpose provided it is expended or transferred according to the general laws of Ohio.

Capital projects fund - The capital projects fund is used to account for the receipts and disbursements of monies used for the acquisition, construction, or major renovation of capital facilities.

**LUCAS LOCAL SCHOOL DISTRICT
RICHLAND COUNTY, OHIO**

NOTES TO THE BASIC FINANCIAL STATEMENTS
FOR THE FISCAL YEAR ENDED JUNE 30, 2023

NOTE 2 - SUMMARY OF SIGNIFICANT ACCOUNTING POLICIES - (Continued)

Other governmental funds of the District are used to account for (a) financial resources that are restricted, committed, or assigned to expenditures for capital outlays including the acquisition or construction of capital facilities and other capital assets, (b) specific revenue sources that are restricted or committed to an expenditure for specified purposes other than capital projects.

C. Basis of Presentation and Measurement Focus

Government-Wide Financial Statements - The statement of net position and the statement of activities display information about the District as a whole. These statements include the financial activities of the primary government.

The government-wide statement of activities presents a comparison between direct expenses and program revenues for each function or program of the governmental activities of the District. Direct expenses are those that are specifically associated with a service, program or department and therefore clearly identifiable to a particular function. Program revenues include amounts paid by the recipient of goods or services offered by the program and grants and contributions that are restricted to meeting the operational or capital requirements of a particular program. Revenues not classified as program revenues are presented as general revenues of the District.

The government-wide financial statements are prepared using the economic resources measurement focus. All assets, deferred outflows of resources, liabilities and deferred inflows of resources associated with the operation of the District are included on the statement of net position.

Fund Financial Statements - Fund financial statements report detailed information about the District. The focus of governmental fund financial statements is on major funds rather than reporting funds by type. Each major fund is presented in a separate column, and all nonmajor funds are aggregated into one column.

All governmental funds are accounted for using a flow of current financial resources measurement focus. With this measurement focus, only current assets, current deferred outflows of resources, current liabilities and current deferred inflows of resources generally are included on the balance sheet. The statement of revenues, expenditures and changes in fund balances reports on the sources (i.e., revenues and other financing sources) and uses (i.e., expenditures and other financing uses) of current financial resources. This approach differs from the manner in which the governmental activities of the government-wide financial statements are prepared. Governmental fund financial statements therefore include a reconciliation with brief explanations to better identify the relationship between the government-wide statements and the statements for governmental funds.

D. Basis of Accounting

Basis of accounting determines when transactions are recorded in the financial records and reported on the financial statements. Government-wide financial statements are prepared using the accrual basis of accounting. Governmental funds use the modified accrual basis of accounting.

Revenues - Exchange and Nonexchange Transactions - Revenue resulting from exchange transactions, in which each party gives and receives essentially equal value, is recorded on the accrual basis when the exchange takes place. On a modified accrual basis, revenue is recorded in the fiscal year in which the resources are measurable and become available. Available means that the resources will be collected within the current fiscal year or are expected to be collected soon enough thereafter to be used to pay liabilities of the current fiscal year. For the District, available means expected to be received within sixty days of fiscal year end.

Nonexchange transactions, in which the District receives value without directly giving equal value in return, include property taxes, grants, entitlements and donations. On an accrual basis, revenue from property taxes is recognized in the fiscal year for which the taxes are levied (See Note 6).

**LUCAS LOCAL SCHOOL DISTRICT
RICHLAND COUNTY, OHIO**

NOTES TO THE BASIC FINANCIAL STATEMENTS
FOR THE FISCAL YEAR ENDED JUNE 30, 2023

NOTE 2 - SUMMARY OF SIGNIFICANT ACCOUNTING POLICIES - (Continued)

Revenue from grants, entitlements and donations is recognized in the fiscal year in which all eligibility requirements have been satisfied. Eligibility requirements include timing requirements, which specify the year when the resources are required to be used or the fiscal year when use is first permitted, matching requirements, in which the District must provide local resources to be used for a specified purpose, and expenditure requirements, in which the resources are provided to the District on a reimbursement basis. On a modified accrual basis, revenue from nonexchange transactions must also be available before it can be recognized.

Under the modified accrual basis, the following revenue sources are considered to be both measurable and available at fiscal year end: property taxes available as an advance, interest, tuition, grants, student fees and rentals.

Deferred Outflows of Resources and Deferred Inflows of Resources - In addition to assets, the government-wide statement of net position will report a separate section for deferred outflows of resources. Deferred outflows of resources represent a consumption of net assets that applies to a future period and will not be recognized as an outflow of resources (expense/expenditure) until then. See Notes 12 and 13 for deferred outflows of resources related to net pension liability and net OPEB liability/asset, respectively.

In addition to liabilities, both the government-wide statement of net position and the governmental fund financial statements report a separate section for deferred inflows of resources. Deferred inflows of resources represent an acquisition of net assets that applies to a future period and will not be recognized as an inflow of resources (revenue) until that time. Deferred inflows of resources include property taxes and unavailable revenue. Property taxes represent amounts for which there is an enforceable legal claim as of June 30, 2023, but which were levied to finance fiscal year 2024 operations. These amounts have been recorded as a deferred inflow of resources on both the government-wide statement of net position and the governmental fund financial statements. Unavailable revenue is reported only on the governmental funds balance sheet, and represents receivables which will not be collected within the available period. Unavailable revenue includes, but is not limited to, delinquent property taxes and intergovernmental grants. These amounts are deferred and recognized as an inflow of resources in the period the amounts become available.

See Notes 12 and 13 for deferred inflows of resources related to net pension liability and net OPEB liability/asset, respectively. These deferred inflows of resources are only reported on the government-wide statement of net position.

Expenses/Expenditures - On the accrual basis of accounting, expenses are recognized at the time they are incurred. The entitlement value of donated commodities used during the year is reported in the statement of revenues, expenditures and changes in fund balances as an expenditure with a like amount reported as intergovernmental revenue on the governmental fund financial statements.

The measurement focus of governmental fund accounting is on decreases in net financial resources (expenditures) rather than expenses. Expenditures are generally recognized in the accounting period in which the related fund liability is incurred, if measurable. Allocations of cost, such as depreciation and amortization, are not recognized in governmental funds.

E. Budgets

The District is required by State statute to adopt an annual appropriated cash basis budget for all funds except custodial funds. The specific timetable for fiscal year 2023 is as follows:

1. Prior to January 15, the Superintendent and Treasurer submit to the Board of Education a proposed operating budget for the fiscal year commencing the following July 1. The budget includes proposed expenditures and the means of financing for all funds. Public hearings are publicized and conducted to obtain taxpayers' comments. The purpose of this budget document is to reflect the need for existing (or increased) tax rates.

**LUCAS LOCAL SCHOOL DISTRICT
RICHLAND COUNTY, OHIO**

NOTES TO THE BASIC FINANCIAL STATEMENTS
FOR THE FISCAL YEAR ENDED JUNE 30, 2023

NOTE 2 - SUMMARY OF SIGNIFICANT ACCOUNTING POLICIES - (Continued)

2. By no later than January 20, the Board-adopted budget is filed with the Richland County Budget Commission for tax rate determination.
3. Prior to April 1, the Board of Education accepts, by formal resolution, the tax rates as determined by the Budget Commission and receives the Commission's certificate of estimated resources which states the projected revenue of each fund. Prior to July 1, the District must revise its budget so that total contemplated expenditures from any fund during the ensuing year will not exceed the amount stated in the certificate of estimated resources. The revised budget then serves as a basis for the appropriation measure. On or about July 1, the certificate is amended to include any unencumbered balances from the preceding year as reported by the District. The certificate may be further amended during the year if projected increases or decreases in revenue are identified by the District. The budget figures, as shown in the accompanying budgetary statement, reflect the amounts set forth in the original and final amended certificate of estimated resources issued for fiscal year 2023.
4. By July 1, the annual appropriation resolution is legally enacted by the Board of Education at the fund level of expenditures, which is the legal level of budgetary control. State statute permits a temporary appropriation to be effective until no later than October 1 of each year. Although the legal level of budgetary control was established at the fund level of expenditures, the District has elected to present budgetary statement comparisons at the fund and function level of expenditures. Resolution appropriations by fund must be within the estimated resources as certified by the County Budget Commission and the total of expenditures may not exceed the appropriation totals.
5. Any revisions that alter the total of any fund appropriation must be approved by the Board of Education.
6. Formal budgetary integration is employed as a management control device during the year for all funds consistent with statutory provisions.
7. Appropriations amounts, at a fund level, are as originally adopted, or as amended by the Board of Education through the year by supplemental appropriations, which either reallocated or increased the original, appropriated amounts. All supplemental appropriations were legally enacted by the Board prior to June 30, 2023. The budget figures, as shown in the accompanying budgetary statement, reflect the original and final appropriation amounts including all amendments and modifications.
8. Unencumbered appropriations lapse at fiscal year end. Encumbered appropriations are carried forward to the succeeding fiscal year and need not be re-appropriated. Expenditures may not legally exceed budgeted appropriations at the fund level.

F. Cash and Investments

To improve cash management, cash received by the District is pooled. Monies for all funds are maintained in this pool. Individual fund integrity is maintained through the District's records. Each fund's interest in the pool is presented as "equity in pooled cash and investments" on the financial statements.

During fiscal year 2023, investments were limited to investments in the State Treasury Asset Reserve of Ohio (STAR Ohio), U.S. Treasury bills, federal agency securities, U.S. Treasury Notes, and negotiable certificates of deposit (CDs). Except for nonparticipating investment contracts, investments are reported at fair value which is based on quoted market prices. Nonparticipating investment contracts, such as non-negotiable certificates of deposit, are reported at cost.

**LUCAS LOCAL SCHOOL DISTRICT
RICHLAND COUNTY, OHIO**

NOTES TO THE BASIC FINANCIAL STATEMENTS
FOR THE FISCAL YEAR ENDED JUNE 30, 2023

NOTE 2 - SUMMARY OF SIGNIFICANT ACCOUNTING POLICIES - (Continued)

STAR Ohio is an investment pool managed by the State Treasurer's Office which allows governments within the State to pool their funds for investment purposes. STAR Ohio is not registered with the SEC as an investment company, but has adopted Governmental Accounting Standards Board (GASB), Statement No. 79, "Certain External Investment Pools and Pool Participants." The District measures their investment in STAR Ohio at the net asset value (NAV) per share provided by STAR Ohio. The NAV per share is calculated on an amortized cost basis that provides an NAV per share that approximates fair value.

There were no limitations or restrictions on any participant withdrawals due to redemption notice periods, liquidity fees, or redemption gates. However, 24 hours notice in advance of all deposits and withdrawals exceeding \$100 million is encouraged. STAR Ohio reserves the right to limit the transaction to \$250 million, requiring the excess amount to be transacted the following business day(s), but only to the \$250 million limit. All accounts of the participant will be combined for these purposes.

Under existing Ohio statutes, all investment earnings are assigned to the general fund unless statutorily required to be credited to a specific fund or by policy of the Board of Education. Interest revenue credited to the general fund during fiscal year 2023 amounted to \$516,388 which includes \$122,336 assigned from other District funds.

For presentation on the statement of net position, investments of the cash management pool and investments with original maturities of three months or less at the time they are purchased by the District are considered to be cash equivalents. Investments with an initial maturity of more than three months are reported as investments.

An analysis of the District's investment account at year end is provided in Note 4.

G. Inventory

On government-wide and fund financial statements, purchased inventories are presented at the lower of cost or market and donated commodities are presented at their entitlement value on a first-in, first-out basis and are expensed when used. Inventories are accounted for using the consumption method on the fund statements and on the government-wide statements.

On the fund financial statements, reported materials and supplies inventory is equally offset by a nonspendable fund balance in the governmental funds which indicates that it does not constitute available spendable resources even though it is a component of net current assets.

Inventory consists of expendable supplies held for consumption, donated food and purchased food.

H. Capital Assets

General capital assets generally result from expenditures in the governmental funds. These assets are reported in the governmental activities column of the government-wide statement of net position, but are not reported in the fund financial statements.

All capital assets are capitalized at cost (or estimated historical cost) and updated for additions and disposals during the year. Donated capital assets are recorded at their acquisition values as of the date received. The District maintains a capitalization threshold of \$3,000. Improvements are capitalized; the costs of normal maintenance and repairs that do not add to the value of the asset or materially extend an asset's life are not. The District does not possess infrastructure.

**LUCAS LOCAL SCHOOL DISTRICT
RICHLAND COUNTY, OHIO**

NOTES TO THE BASIC FINANCIAL STATEMENTS
FOR THE FISCAL YEAR ENDED JUNE 30, 2023

NOTE 2 - SUMMARY OF SIGNIFICANT ACCOUNTING POLICIES - (Continued)

All reported capital assets except land are depreciated/amortized. Improvements are depreciated/amortized over the remaining useful lives of the related capital assets. Depreciation/amortization is computed using the straight-line method over the following useful lives:

<u>Description</u>	Governmental Activities <u>Estimated Lives</u>
Land improvements	15 - 25 years
Buildings and improvements	15 - 40 years
Furniture and equipment	5 - 20 years
Vehicles	8 - 15 years
Intangible leased assets	5 years

The District is reporting intangible right to use assets related to leased equipment. The intangible assets are being amortized in a systematic and rational manner of the shorter of the lease term or the useful life of the underlying asset.

I. Interfund Balances

On fund financial statements, receivables and payables resulting from short-term interfund loans are classified as “interfund loans receivable/payable”. These amounts are eliminated in the governmental activities column on the statement of net position.

J. Compensated Absences

Compensated absences of the District consist of vacation leave and sick leave liability to the extent that payments to the employee for these absences are attributable to services already rendered and are not contingent on a specific event that is outside the control of the District and the employee.

In accordance with the provisions of GASB Statement No. 16, “Accounting for Compensated Absences”, a liability for vacation leave is accrued if a) the employees’ rights to payment are attributable to services already rendered; and b) it is probable that the employer will compensate the employees for the benefits through paid time off or other means, such as cash payment at termination or retirement. A liability for sick leave is accrued using the vesting method; i.e., the liability is based on the sick leave accumulated at June 30, 2023 by those employees who are currently eligible to receive termination (sick leave) payments, as well as those employees expected to become eligible in the future. For purposes of establishing a liability for sick leave on employees expected to become eligible to retire in the future, all employees with at least ten years of service were considered expected to become eligible to retire in accordance with GASB Statement No. 16.

The total liability for vacation and sick leave payments has been calculated using pay rates in effect at June 30, 2023 and reduced to the maximum payment allowed by labor contract and/or statute, plus any applicable additional salary related payments.

The entire compensated absence liability is reported on the government-wide financial statements.

For governmental fund financial statements, the current portion of unpaid compensated absences is the amount expected to be paid using expendable available resources. These amounts are recorded in the account “compensated absences payable” in the fund from which the employees who have accumulated unpaid leave are paid. The noncurrent portion of the liability is not reported.

**LUCAS LOCAL SCHOOL DISTRICT
RICHLAND COUNTY, OHIO**

NOTES TO THE BASIC FINANCIAL STATEMENTS
FOR THE FISCAL YEAR ENDED JUNE 30, 2023

NOTE 2 - SUMMARY OF SIGNIFICANT ACCOUNTING POLICIES - (Continued)

K. Accrued Liabilities and Long-Term Obligations

All payables, accrued liabilities and long-term obligations are reported in the government-wide financial statements.

In general, governmental fund payables and accrued liabilities that, once incurred, are paid in a timely manner and in full from current financial resources are reported as obligations of the funds. However, compensated absences that will be paid from governmental funds are reported as a liability in the fund financial statements only to the extent that they are due for payment during the current year. Net pension/OPEB liability should be recognized in the governmental funds to the extent that benefit payments are due and payable and the pension/OPEB plan's fiduciary net position is not sufficient for payment of those benefits.

L. Fund Balance

Fund balance is divided into five classifications based primarily on the extent to which the District is bound to observe constraints imposed upon the use of the resources in the governmental funds. The classifications are as follows:

Nonspendable - The nonspendable fund balance classification includes amounts that cannot be spent because they are not in spendable form or legally required to be maintained intact. The "not in spendable form" criterion includes items that are not expected to be converted to cash.

Restricted - Fund balance is reported as restricted when constraints are placed on the use of resources that are either externally imposed by creditors (such as through debt covenants), grantors, contributors, or laws or regulations of other governments, or imposed by law through constitutional provisions or enabling legislation.

Committed - The committed fund balance classification includes amounts that can be used only for the specific purposes imposed by a formal action (resolution) of the District Board of Education (the highest level of decision making authority). Those committed amounts cannot be used for any other purpose unless the District Board of Education removes or changes the specified use by taking the same type of action (resolution) it employed to previously commit those amounts. Committed fund balance also incorporates contractual obligations to the extent that existing resources in the fund have been specifically committed for use in satisfying those contractual requirements.

Assigned - Amounts in the assigned fund balance classification are intended to be used by the District for specific purposes but do not meet the criteria to be classified as restricted nor committed. In governmental funds other than the general fund, assigned fund balance represents the remaining amount that is not restricted or committed. In the general fund, assigned amounts represent intended uses established by policies of the District Board of Education, which includes giving the Treasurer the authority to constrain monies for intended purposes.

Unassigned - Unassigned fund balance is the residual classification for the general fund and includes all spendable amounts not contained in the other classifications. In other governmental funds, the unassigned classification is only used to report a deficit fund balance resulting from overspending for specific purposes for which amounts had been restricted, committed, or assigned.

The District applies restricted resources first when expenditures are incurred for purposes for which restricted and unrestricted (committed, assigned, and unassigned) fund balance is available. Similarly, within unrestricted fund balance, committed amounts are reduced first followed by assigned, and then unassigned amounts when expenditures are incurred for purposes for which amounts in any of the unrestricted fund balance classifications could be used.

**LUCAS LOCAL SCHOOL DISTRICT
RICHLAND COUNTY, OHIO**

NOTES TO THE BASIC FINANCIAL STATEMENTS
FOR THE FISCAL YEAR ENDED JUNE 30, 2023

NOTE 2 - SUMMARY OF SIGNIFICANT ACCOUNTING POLICIES - (Continued)

M. Net Position

Net position represents the difference between assets and deferred outflows and liabilities and deferred inflows. The net position component “net investment in capital assets,” consists of capital assets, net of accumulated depreciation/amortization, reduced by the outstanding balances of any borrowing used for the acquisition, construction or improvement of those assets. Deferred outflows of resources and deferred inflows of resources that are attributable to the acquisition, construction or improvement of those assets or related debt also should be included in this component of net position. Net position is reported as restricted when there are limitations imposed on its use either through the enabling legislation adopted by the District or through external restrictions imposed by creditors, grantors or laws or regulations of other governments. The amount restricted for other purposes represents amounts restricted for student scholarships, miscellaneous local grants and special enterprise operations.

The District applies restricted resources first when an expense is incurred for purposes for which both restricted and unrestricted net position is available.

N. Bond Issuance Costs

On government-wide and fund financial statements, bond issuance costs are expensed in the year they occurred.

O. Prepayments

Certain payments to vendors reflect the costs applicable to future accounting periods and are recorded as prepaid items in both government-wide and fund financial statements. These items are reported as assets on the balance sheet using the consumption method. A current asset for the prepaid amounts is recorded at the time of the purchase and the expenditure/expense is reported in the year in which services are consumed.

On the fund financial statements, reported prepayments is equally offset by nonspendable fund balance in the governmental funds which indicates that it does not constitute available spendable resources even though it is a component of net current assets.

P. Estimates

The preparation of the basic financial statements in conformity with GAAP requires management to make estimates and assumptions that affect the amounts reported in the basic financial statements and accompanying notes. Actual results may differ from those estimates.

Q. Interfund Activity

Exchange transactions between funds are reported as revenues in the seller funds and as expenditures/expenses in the purchaser funds. Flows of cash or goods from one fund to another without a requirement for repayment are reported as interfund transfers. Interfund transfers are reported as other financing sources/uses in governmental fund. Repayments from funds responsible for particular expenditures/expenses to the funds that initially paid for them are not presented on the basic financial statements.

R. Pensions/Other Postemployment Benefits (OPEB)

For purposes of measuring the net pension/OPEB liability, net OPEB asset, deferred outflows of resources and deferred inflows of resources related pensions/OPEB, and pension/OPEB expense, information about the fiduciary net position of the pension/OPEB plans and additions to/deductions from their fiduciary net position have been determined on the same basis as they are reported by the pension/OPEB plan. For this purpose, benefit payments (including refunds of employee contributions) are recognized when due and payable in accordance with the benefit terms. The pension/OPEB plans report investments at fair value.

**LUCAS LOCAL SCHOOL DISTRICT
RICHLAND COUNTY, OHIO**

NOTES TO THE BASIC FINANCIAL STATEMENTS
FOR THE FISCAL YEAR ENDED JUNE 30, 2023

NOTE 2 - SUMMARY OF SIGNIFICANT ACCOUNTING POLICIES - (Continued)

S. Extraordinary and Special Items

Extraordinary items are transactions or events that are both unusual in nature and infrequent in occurrence. Special items are transactions or events that are within the control of the Board of Education and that are either unusual in nature or infrequent in occurrence. Neither type of transaction occurred during fiscal year 2023.

T. Fair Value

The District categorizes its fair value measurements within the fair value hierarchy established by generally accepted accounting principles. The hierarchy is based on the valuation inputs used to measure the fair value of the asset. Level 1 inputs are quoted prices in active markets for identical assets; Level 2 inputs are significant other observable inputs; Level 3 inputs are significant unobservable inputs.

NOTE 3 - ACCOUNTABILITY AND COMPLIANCE

A. Change in Accounting Principles

For fiscal year 2023, the District has implemented GASB Statement No. 91, "Conduit Debt Obligations", GASB Statement No. 94, "Public-Private and Public-Public Partnerships and Availability Payment Arrangements", GASB Statement No. 96, "Subscription Based Information Technology Arrangements", certain questions and answers of GASB Implementation Guide 2021-1 and certain paragraphs of GASB Statement No. 99, "Omnibus 2022".

GASB Statement No. 91 provides a single method of reporting conduit debt obligations by issuers and eliminate diversity in practice associated with (1) commitments extended by issuers, (2) arrangements associated with conduit debt obligations, and (3) related note disclosures. This Statement achieves those objectives by clarifying the existing definition of a conduit debt obligation; establishing that a conduit debt obligation is not a liability of the issuer; establishing standards for accounting and financial reporting of additional commitments and voluntary commitments extended by issuers and arrangements associated with conduit debt obligations; and improving required note disclosures. The implementation of GASB Statement No. 91 did not have an effect on the financial statements of the District.

GASB Statement No. 94 is to improve financial reporting by addressing issues related to public-private and public partnership arrangements (PPPs). As used in this Statement, a PPP is an arrangement in which a government (the transferor) contracts with an operator (a governmental or nongovernmental entity) to provide public services by conveying control of the right to operate or use a nonfinancial asset, such as infrastructure or other capital asset (the underlying PPP asset), for a period of time in an exchange or exchange-like transaction. The implementation of GASB Statement No. 94 did not have an effect on the financial statements of the District.

GASB Statement No. 96 provides guidance on the accounting and financial reporting for subscription-based information technology arrangements (SBITAs) for government end users (governments). This Statement (1) defines a SBITA; (2) establishes that a SBITA results in a right-to-use subscription asset—an intangible asset—and a corresponding subscription liability; (3) provides the capitalization criteria for outlays other than subscription payments, including implementation costs of a SBITA; and (4) requires note disclosures regarding a SBITA. To the extent relevant, the standards for SBITAs are based on the standards established in Statement No. 87, Leases, as amended. The implementation of GASB Statement No. 96 did not have an effect on the financial statements of the District.

GASB Implementation Guide 2021-1 provides clarification on issues related to previously established GASB guidance. The implementation of GASB Implementation Guide 2021-1 did not have an effect on the financial statements of the District.

**LUCAS LOCAL SCHOOL DISTRICT
RICHLAND COUNTY, OHIO**

NOTES TO THE BASIC FINANCIAL STATEMENTS
FOR THE FISCAL YEAR ENDED JUNE 30, 2023

NOTE 3 - ACCOUNTABILITY AND COMPLIANCE - (Continued)

GASB Statement No. 99 to enhance comparability in accounting and financial reporting and to improve the consistency of authoritative literature by addressing (1) practice issues that have been identified during implementation and application of certain GASB Statements and (2) accounting and financial reporting for financial guarantees. The implementation of GASB Statement No. 99 did not have an effect on the financial statements of the District.

B. Deficit Fund Balances

Fund balances at June 30, 2023 included the following individual fund deficits:

<u>Nonmajor funds</u>	<u>Deficit</u>
Elementary and Secondary School Emergency Relief (ESSER)	\$11,253
IDEA, Part B	9,886
Title I	10,143

The general fund is liable for any deficit in these funds and provides transfers when cash is required, not when accruals occur. The deficit fund balances resulted from adjustments for accrued liabilities.

C. Compliance

Contrary to Ohio Revised Code Section 5705.41(B), the District had expenditures in excess of appropriations in the general fund.

NOTE 4 - DEPOSITS AND INVESTMENTS

State statutes classify monies held by the District into three categories.

Active deposits are public deposits necessary to meet current demands on the treasury. Such monies must be maintained either as cash in the District treasury, in commercial accounts payable or withdrawable on demand, including negotiable order of withdrawal (NOW) accounts, or in money market deposit accounts.

Inactive deposits are public deposits that the Board of Education has identified as not required for use within the current five year period of designation of depositories. Inactive deposits must either be evidenced by certificates of deposit maturing not later than the end of the current period of designation of depositories, or by savings or deposit accounts including, but not limited to, passbook accounts.

Interim deposits are deposits of interim monies. Interim monies are those monies which are not needed for immediate use, but which will be needed before the end of the current period of designation of depositories. Interim deposits must be evidenced by time certificates of deposit maturing not more than one year from the date of deposit or by savings or deposit accounts including passbook accounts.

Interim monies may be deposited or invested in the following securities:

1. United States Treasury Notes, Bills, Bonds, or any other obligation or security issued by the United States Treasury or any other obligation guaranteed as to principal and interest by the United States;
2. Bonds, notes, debentures, or any other obligations or securities issued by any federal government agency or instrumentality, including, but not limited to, the Federal National Mortgage Association, Federal Home Loan Bank, Federal Farm Credit Bank, Federal Home Loan Mortgage Corporation, and Government National Mortgage Association. All federal agency securities shall be direct issuances of federal government agencies or instrumentalities;

**LUCAS LOCAL SCHOOL DISTRICT
RICHLAND COUNTY, OHIO**

NOTES TO THE BASIC FINANCIAL STATEMENTS
FOR THE FISCAL YEAR ENDED JUNE 30, 2023

NOTE 4 - DEPOSITS AND INVESTMENTS - (Continued)

3. Written repurchase agreements in the securities listed above provided that the market value of the securities subject to the repurchase agreement must exceed the principal value of the agreement by at least two percent and be marked to market daily, and that the term of the agreement must not exceed thirty days;
4. Bonds and other obligations of the State of Ohio; and with certain limitations including a requirement for maturity within ten years from the date of settlement, bonds and other obligations of political subdivisions of the State of Ohio, if training requirements have been met;
5. Time certificates of deposit or savings or deposit accounts including, but not limited to, passbook accounts;
6. No-load money market mutual funds consisting exclusively of obligations described in items 1 and 2 above, and repurchase agreements secured by such obligations, provided that investments in securities described in this division are made only through eligible institutions;
7. The State Treasurer's investment pool, the State Treasury Asset Reserve of Ohio (STAR Ohio); and,
8. Certain bankers' acceptances (for a period not to exceed one hundred eighty days) and commercial paper notes (for a period not to exceed two hundred seventy days) in an amount not to exceed 40 percent of the interim monies available for investment at any one time if training requirements have been met.

Protection of the deposits is provided by the Federal Deposit Insurance Corporation (FDIC), by eligible securities pledged by the financial institution as security for repayment, or by the financial institutions participation in the Ohio Pooled Collateral System (OPCS), a collateral pool of eligible securities deposited with a qualified trustee and pledged to the Treasurer of State to secure the repayment of all public monies deposited in the financial institution.

Investments in stripped principal or interest obligations, reverse repurchase agreements and derivatives are prohibited. The issuance of taxable notes for the purpose of arbitrage, the use of leverage and short selling are also prohibited. An investment must mature within five years from the date of purchase unless matched to a specific obligation or debt of the District, and must be purchased with the expectation that it will be held to maturity. Investments may only be made through specified dealers and institutions. Payment for investments may be made only upon delivery of the securities representing the investments to the Treasurer or, if the securities are not represented by a certificate, upon receipt of confirmation of transfer from the custodian.

A. Cash on Hand

At June 30, 2023, the District had \$1,550 in undeposited cash on hand which is included on the financial statements of the District as part of "equity in pooled cash and investments".

B. Deposits with Financial Institutions

At June 30, 2023, the carrying amount of all District deposits was \$1,051,720. Based on the criteria described in GASB Statement No. 40, "Deposits and Investment Risk Disclosures", as of June 30, 2023, all of the District's bank balance of \$1,146,166 was covered by the FDIC.

**LUCAS LOCAL SCHOOL DISTRICT
RICHLAND COUNTY, OHIO**

NOTES TO THE BASIC FINANCIAL STATEMENTS
FOR THE FISCAL YEAR ENDED JUNE 30, 2023

NOTE 4 - DEPOSITS AND INVESTMENTS - (Continued)

C. Investments

As of June 30, 2023, the District had the following investments and maturities:

Measurement/ <u>Investment type</u>	Measurement <u>Value</u>	Investment Maturities				
		6 months or <u>less</u>	7 to 12 <u>months</u>	13 to 18 <u>months</u>	19 to 24 <u>months</u>	Greater than 24 <u>months</u>
<i>Fair Value:</i>						
FHLB	\$ 49,710	\$ -	\$ 49,710	\$ -	\$ -	\$ -
U.S. Treasury Bills	148,877	148,877	-	-	-	-
U.S. Treasury Notes	195,305	-	195,305	-	-	-
Negotiable CDs	3,506,173	1,215,430	199,118	386,860	398,906	1,305,859
<i>Amortized Cost:</i>						
STAR Ohio	<u>12,418,053</u>	<u>12,418,053</u>	<u>-</u>	<u>-</u>	<u>-</u>	<u>-</u>
Total	<u>\$ 16,318,118</u>	<u>\$ 13,782,360</u>	<u>\$ 444,133</u>	<u>\$ 386,860</u>	<u>\$ 398,906</u>	<u>\$ 1,305,859</u>

The weighted average maturity of investments is 0.36 years.

The District's investments in federal agency securities (FHLB), U.S. Treasury Bills, U.S. Treasury Notes, and negotiable certificates of deposit are valued using quoted market prices that are not considered to be active, dealer quotations or alternative pricing sources for similar assets or liabilities for which all significant inputs are observable, either directly or indirectly (Level 2 inputs).

Interest Rate Risk: As a means of limiting its exposure to fair value losses arising from rising interest rates and according to State law, the District's investment policy limits investment portfolio maturities to five years or less.

Credit Risk: The District's investments in federal agency securities (FHLB), U.S. Treasury Bills, and U.S. Treasury Notes were rated AA+ and Aaa by Standard & Poor's and Moody's Investor Services, respectively. Standard & Poor's has assigned STAR Ohio an AAAM money market rating. The District's investment policy does not specifically address credit risk beyond requiring the District to only invest in securities authorized by State statute. The District's investments in negotiable CD's are not rated.

Custodial Credit Risk: For an investment, custodial credit risk is the risk that, in the event of the failure of the counterparty, the District will not be able to recover the value of its investment or collateral securities that are in the possession of an outside party. The District's negotiable CDs are spread out across multiple banking institutions, and all of the securities are covered by the FDIC. The District's investment policy does not specifically address custodial credit risk beyond the adherence to all relevant sections of the Ohio Revised Code.

Concentration of Credit Risk: The District places no limit on the amount that may be invested in any one issuer. The following table includes the percentage of each investment type held by the District at June 30, 2023:

THIS SPACE INTENTIONALLY LEFT BLANK

**LUCAS LOCAL SCHOOL DISTRICT
RICHLAND COUNTY, OHIO**

NOTES TO THE BASIC FINANCIAL STATEMENTS
FOR THE FISCAL YEAR ENDED JUNE 30, 2023

NOTE 4 - DEPOSITS AND INVESTMENTS - (Continued)

<u>Measurement/ Investment type</u>	<u>Measurement Value</u>	<u>% of Total</u>
<i>Fair Value:</i>		
FHLB	\$ 49,710	0.30%
U.S. Treasury Bills	148,877	0.91%
U.S. Treasury Notes	195,305	1.20%
Negotiable CDs	3,506,173	21.49%
<i>Amortized Cost:</i>		
STAR Ohio	<u>12,418,053</u>	<u>76.10%</u>
Total	<u>\$ 16,318,118</u>	<u>100.00%</u>

D. Reconciliation of Cash and Investments to the Statement of Net Position

The following is a reconciliation of cash and investments as reported in the note above to cash and investments as reported on the statement of net position as of June 30, 2023:

<u>Cash and investments per note</u>	
Carrying amount of deposits	\$ 1,051,720
Investments	16,318,118
Cash on hand	<u>1,550</u>
Total	<u>\$ 17,371,388</u>
 <u>Cash and investments per statement of net position</u>	
Governmental activities	<u>\$ 17,371,388</u>

NOTE 5 - INTERFUND TRANSACTIONS

Interfund transfers for the year ended June 30, 2023, consisted of the following, as reported on the fund financial statements:

<u>Transfers to capital projects fund from</u>	<u>Amount</u>
General fund	\$ 1,064,732
<u>Transfers to non-major governmental fund from</u>	
Non-major governmental fund	<u>10,986</u>
Total	<u>\$ 1,075,718</u>

Transfers are used to move revenues from the fund that statute or budget required to collect them to the fund that statute or budget requires to expend them and to use unrestricted revenues collected in the general fund to finance various programs accounted for in other funds in accordance with budgetary authorizations. Transfers between nonmajor governmental funds consist of a residual equity transfer to convert a student managed fund to a district managed fund.

Interfund transfers between governmental funds are eliminated for reporting purposes in the statement of activities.

All transfers were made in compliance with Ohio Revised Code Sections 5705.14, 5705.15 and 5705.16.

**LUCAS LOCAL SCHOOL DISTRICT
RICHLAND COUNTY, OHIO**

NOTES TO THE BASIC FINANCIAL STATEMENTS
FOR THE FISCAL YEAR ENDED JUNE 30, 2023

NOTE 6 - PROPERTY TAXES

Property taxes are levied and assessed on a calendar year basis while the District fiscal year runs from July through June. First half tax collections are received by the District in the second half of the fiscal year. Second half tax distributions occur in the first half of the following fiscal year.

Property taxes include amounts levied against all real property and public utility property. Real property tax revenues received in calendar year 2023 represent the collection of calendar year 2022 taxes. Real property taxes received in calendar year 2023 were levied after April 1, 2022, on the assessed values as of January 1, 2022, the lien date. Assessed values for real property taxes are established by State statute at 35 percent of appraised market value. Real property taxes are payable annually or semiannually. If paid annually, payment is due December 31; if paid semiannually, the first payment is due December 31, with the remainder payable by June 20. Under certain circumstances, State statute permits alternate payment dates to be established. Public utility property tax revenues received in calendar year 2023 represent the collection of calendar year 2022 taxes. Public utility real and personal property taxes received in calendar year 2023 became a lien on December 31, 2021, were levied after April 1, 2022, and are collected with real property taxes. Public utility real property is assessed at 35 percent of true value; public utility tangible personal property is currently assessed at varying percentages of true value.

The District receives property taxes from Richland and Ashland County. The County Auditors periodically advances to the District its portion of the taxes collected. Second-half real property tax payments collected by the Counties by June 30, 2023, are available to finance fiscal year 2023 operations. The amount available as an advance at June 30, 2023 was \$1,451,643 in the general fund. This amount is recorded as revenue. The amount available for advance at June 30, 2022 was \$1,348,856 in the general fund. The amount of second-half real property taxes available for advance at fiscal year-end can vary based on the date the tax bills are sent.

Accrued property taxes receivable includes real property, public utility property and delinquent tangible personal property taxes which are measurable as of June 30, 2023 and for which there is an enforceable legal claim. Although total property tax collections for the next fiscal year are measurable, only the amount of real property taxes available as an advance at June 30 was levied to finance current fiscal year operations and is reported as revenue at fiscal year end. The portion of the receivable not levied to finance current fiscal year operations is offset by a credit to deferred inflows.

On the accrual basis of accounting, collectible delinquent property taxes have been recorded as a receivable and revenue, while on a modified accrual basis of accounting the revenue has been reported as a deferred inflow.

The assessed values upon which the fiscal year 2023 taxes were collected are:

	2022 Second Half Collections		2023 First Half Collections	
	<u>Amount</u>	<u>Percent</u>	<u>Amount</u>	<u>Percent</u>
Agricultural/residential and other real estate	\$ 69,943,080	52.81%	\$ 70,712,360	49.79%
Public utility personal	<u>62,499,510</u>	<u>47.19%</u>	<u>71,322,270</u>	<u>50.21%</u>
Total	<u>\$ 132,442,590</u>	<u>100.00%</u>	<u>\$ 142,034,630</u>	<u>100.00%</u>
Tax rate per \$1,000 of assessed valuation	\$ 42.00		\$ 41.90	

**LUCAS LOCAL SCHOOL DISTRICT
RICHLAND COUNTY, OHIO**

NOTES TO THE BASIC FINANCIAL STATEMENTS
FOR THE FISCAL YEAR ENDED JUNE 30, 2023

NOTE 7 - RECEIVABLES

Receivables at June 30, 2023 consisted of property taxes, accounts (fees and reimbursements), accrued interest, and intergovernmental grants and entitlements. All receivables are considered collectible in full due to the ability to foreclose for the nonpayment of taxes, the stable condition of state programs and the current year guarantee of federal funds.

A summary of the items of receivables reported on the statement of net position follows:

Governmental activities:

Property taxes	\$ 4,126,357
Accounts	138
Accrued interest	27,864
Intergovernmental	<u>31,576</u>
Total	<u>\$ 4,185,935</u>

Receivables have been disaggregated on the face of the basic financial statements. All receivables are expected to be collected within the subsequent year.

NOTE 8 - CAPITAL ASSETS

Capital asset activity for fiscal year ended 2023 was as follows:

	Balance <u>June 30, 2022</u>	<u>Additions</u>	<u>Disposals</u>	Balance <u>June 30, 2023</u>
Governmental activities:				
<i>Capital assets, not being depreciated/amortized:</i>				
Land	\$ 328,875	\$ -	\$ -	\$ 328,875
Total capital assets, not being depreciated/amortized	<u>328,875</u>	<u>-</u>	<u>-</u>	<u>328,875</u>
<i>Capital assets, being depreciated/amortized:</i>				
Land improvements	799,612	338,489	-	1,138,101
Buildings and improvements	3,962,919	-	-	3,962,919
Furniture and equipment	1,083,746	46,939	-	1,130,685
Intangible right to use - leased equipment	-	39,743	-	39,743
Vehicles	<u>924,806</u>	<u>105,866</u>	<u>-</u>	<u>1,030,672</u>
Total capital assets, being depreciated/amortized	<u>6,771,083</u>	<u>531,037</u>	<u>-</u>	<u>7,302,120</u>
<i>Less: accumulated depreciation/amortization</i>				
Land improvements	(338,211)	(39,382)	-	(377,593)
Buildings and improvements	(3,358,102)	(58,951)	-	(3,417,053)
Furniture and equipment	(858,028)	(68,108)	-	(926,136)
Intangible right to use - leased equipment	-	(9,936)	-	(9,936)
Vehicles	<u>(735,836)</u>	<u>(62,262)</u>	<u>-</u>	<u>(798,098)</u>
Total accumulated depreciation/amortization	<u>(5,290,177)</u>	<u>(238,639)</u>	<u>-</u>	<u>(5,528,816)</u>
Governmental activities capital assets, net	<u>\$ 1,809,781</u>	<u>\$ 292,398</u>	<u>\$ -</u>	<u>\$ 2,102,179</u>

**LUCAS LOCAL SCHOOL DISTRICT
RICHLAND COUNTY, OHIO**

NOTES TO THE BASIC FINANCIAL STATEMENTS
FOR THE FISCAL YEAR ENDED JUNE 30, 2023

NOTE 8 - CAPITAL ASSETS – (Continued)

Depreciation/amortization expense was charged to governmental functions as follows:

<u>Instruction:</u>	
Regular	\$ 39,995
<u>Support services:</u>	
Pupil	701
Instructional staff	8,916
Operations and maintenance	99,851
Pupil transportation	60,824
Central	659
Extracurricular activities	18,730
Food service operations	<u>8,963</u>
Total depreciation/amortization expense	<u>\$ 238,639</u>

NOTE 9 - LONG-TERM OBLIGATIONS

A. During fiscal year 2023, the following activity occurred in governmental activities long-term obligations.

	Fiscal Year Issued	Fiscal Year Maturity	Interest Rate	Balance 06/30/22	Increase	Decrease	Balance 06/30/23	Amount Due in One Year
Qualified school construction bonds	2011	2025	4.95%	\$ 148,000	\$ -	\$ (37,000)	\$ 111,000	\$ 37,000
Lease payable				-	38,848	(8,555)	30,293	9,697
Net pension liability				3,814,412	2,112,817	-	5,927,229	-
Net OPEB liability				612,850	-	(208,652)	404,198	-
Compensated absences				<u>282,680</u>	<u>50,557</u>	<u>(23,067)</u>	<u>310,170</u>	<u>17,737</u>
Total governmental activities				<u>\$ 4,857,942</u>	<u>\$2,202,222</u>	<u>\$ (277,274)</u>	<u>\$ 6,782,890</u>	<u>\$ 64,434</u>

Net Pension Liability

The District's net pension liability is described in Note 12. The District pays obligations related to employee compensation from the fund benefitting from their service.

Net OPEB Liability

The District's net OPEB liability is described in Note 13. The District pays obligations related to employee compensation from the fund benefitting from their service.

Compensated Absences

Compensated absences will be paid primarily from the general fund.

Qualified School Construction Bonds

The Qualified School Construction Bonds were issued on October 28, 2010 at the interest rate of 4.95%. The bonds mature on December 1, 2025. The bonds were issued for the purpose of constructing improvements to existing school buildings and structures, heating systems and lighting. Principal and interest payments are paid out of the general fund.

**LUCAS LOCAL SCHOOL DISTRICT
RICHLAND COUNTY, OHIO**

NOTES TO THE BASIC FINANCIAL STATEMENTS
FOR THE FISCAL YEAR ENDED JUNE 30, 2023

NOTE 9 - LONG-TERM OBLIGATIONS - (Continued)

Principal and interest requirements for the qualified school construction bonds outstanding at June 30, 2023, are as follows:

Fiscal Year Ending June 30,	Qualified School Construction Bonds		
	Principal	Interest	Total
2024	\$ 37,000	\$ 4,579	\$ 41,579
2025	37,000	2,746	39,746
2026	37,000	915	37,915
Total	<u>\$ 111,000</u>	<u>\$ 8,240</u>	<u>\$ 119,240</u>

Leases Payable:

During fiscal year 2023, the District entered into a lease agreement for the right to use copier equipment. The lease payments will be paid from the general fund.

Description	Lease Commencement Date	Years	Lease End Date	Payment Method
Copier Equipment	2023	5	2028	Monthly

The following is a schedule of future lease payments under the lease agreement:

Fiscal Year Ending June 30,	Leases Payable		
	Principal	Interest	Total
2024	\$ 9,697	\$ 1,035	\$ 10,732
2025	10,092	640	10,732
2026	10,504	229	10,733
Total	<u>\$ 30,293</u>	<u>\$ 1,904</u>	<u>\$ 32,197</u>

B. Legal Debt Margin

The Ohio Revised Code (ORC) provides that voted net general obligation debt of the District shall never exceed 9% of the total assessed valuation of the District. The ORC further provides that unvoted indebtedness shall not exceed 1/10 of 1% of the property valuation of the District. The ORC additionally states that unvoted indebtedness related to energy conservation debt shall not exceed 9/10 of 1% of the property valuation of the District. The assessed valuation used in determining the District's legal debt margin has been modified by House Bill 530 which became effective March 30, 2006. In accordance with House Bill 530, the assessed valuation used in the District's legal debt margin calculation excluded tangible personal property used in business, telephone or telegraph property, interexchange telecommunications company property, and personal property owned or leased by a railroad company and used in railroad operations. The effects of these debt limitations at June 30, 2023, are a voted debt margin of \$12,672,117 and an unvoted debt margin of \$142,035.

NOTE 10 - COMPENSATED ABSENCES

The criteria for determining vested vacation and sick leave components are derived from negotiated agreements and State laws. Classified employees earn 5 to 20 days of vacation per year, depending upon length of service. Accumulated unused vacation time is paid to classified employees upon termination of employment. Administrators who are contracted to work 260 days in a year are given 15 to 20 days of vacation per year by contract. Any unused vacation days at the end of the contract are forfeited. The only exception is the Superintendent and Treasurer who can carry over up to 10 days at the end of their contracts. Teachers do not earn vacation time.

**LUCAS LOCAL SCHOOL DISTRICT
RICHLAND COUNTY, OHIO**

NOTES TO THE BASIC FINANCIAL STATEMENTS
FOR THE FISCAL YEAR ENDED JUNE 30, 2023

NOTE 10 - COMPENSATED ABSENCES – (Continued)

Administrators, teachers, and classified employees earn sick leave at a rate of 1 and 1/4 days per month. Sick leave may be accumulated up to 260 days. Upon retirement, payment is made to employees with 10 or more years of service at the District for 25% of the total sick leave accumulation with a maximum of 62 days payment.

The District offers a one-time exit bonus for all part-time employees with a minimum of 10 consecutive years of experience with the District. Part-time employees who elect this exit bonus must retire with the State Teachers Retirement System of Ohio (STRS Ohio) or School Employees Retirement System of Ohio (SERS). This exit bonus applies only to part-time employees who have not previously retired from STRS Ohio or SERS. Upon retirement, the exit bonus will be calculated on a formula of 25% of the first 120 days of accrued sick leave. This bonus is included as a component of “compensated absences payable” on the basic financial statements. The exit bonus is calculated using the scheduled daily rate of pay at the time of retirement.

For those part-time who have accrued sick leave beyond 120 days, the following additional formula will apply:

<u>Accumulated sick leave</u>	<u>Exit bonus shall be increased by:</u>	<u>Total exit bonus days</u>
130 - 139 days	1 additional day	31
140 - 149 days	2 additional days	32
150 - 159 days	3 additional days	33
160 - 169 days	4 additional days	34
170 - 179 days	5 additional days	35
180 - 189 days	6 additional days	36
190 - 199 days	7 additional days	37
200 - 209 days	8 additional days	38
210 - 219 days	9 additional days	39
> = 240 days	10 additional days	40

The maximum exit bonus that any employee can earn is forty days.

NOTE 11 - RISK MANAGEMENT

A. Property, Fleet, and Liability Insurance

The District is exposed to various risks of loss related to torts; theft of, damage to, and destruction of assets; errors and omissions; injuries to employees; and natural disasters. During fiscal year 2023, the District retained property insurance coverage in the blanket amount of \$28,440,913 no coinsurance, replacement cost, and a \$1,000 deductible.

Vehicles are covered by a policy through Ohio School Plan, which provides for a \$1,000 deductible on buses for both comprehensive and collision. It also includes replacement costs on buses that are ten years old and newer. Vehicle liability has a \$3,000,000 bodily injury and property damage limit.

Ohio School Plan also provides general liability coverage of \$3,000,000 each occurrence and \$5,000,000 aggregate with no deductible.

Settled claims have not exceeded coverage in any of the past three fiscal years. There have been no significant reductions in insurance coverage from last fiscal year.

**LUCAS LOCAL SCHOOL DISTRICT
RICHLAND COUNTY, OHIO**

NOTES TO THE BASIC FINANCIAL STATEMENTS
FOR THE FISCAL YEAR ENDED JUNE 30, 2023

NOTE 11 - RISK MANAGEMENT – (Continued)

B. Employee Dishonesty Bonds

The District carries employee dishonesty bonds for the Treasurer in the amount of \$100,000. Also, an employee blanket dishonesty bond in the amount of \$100,000 is provided to cover all other employees of the District.

C. Workers' Compensation Plan

The District participates in the Ohio School Boards Association Workers' Compensation Group Retrospective Rating Plan (the "Plan"), an insurance purchasing pool (See Note 2.A.). The Plan's business and affairs are conducted by a three-member board of directors consisting of the President, the President-Elect and the Immediate Past President of the Ohio School Boards Association. The Executive Director of the OSBA, or his designee, serves as coordinator of the program. Each year, the participating school districts pay an enrollment fee to the Plan to cover the costs of administering the program.

The intent of the Plan is to achieve the benefit of a reduced premium for the District by virtue of its grouping and representation with other participants in the Plan. The worker's compensation experience of the participating school districts is calculated as one experience and a common premium rate is applied to all school districts in the Plan. Participation in the Plan is limited to school districts that can meet the Plan's selection criteria. The firm of Sedgwick provides administrative, cost control and actuarial services to the Plan.

D. Employee Group Medical and Dental Insurance

The District has contracted with the Stark County Schools Council of Governments Health Benefits Plan (a shared risk pool) (See Note 2) to provide employee medical/surgical benefits. Rates are set through an annual calculation process. The District pays a monthly contribution which is placed in a common fund from which claim payments are made for all participating districts. The District's Board of Education pays a portion of the monthly premium.

Claims are paid for all participants regardless of claims flow. Upon termination, all District claims would be paid without regard to the District's account balance. The Directors have the right to hold monies for an exiting district subsequent to the settlement of all expenses and claims.

Post-employment health care is provided to plan participants or their beneficiaries through the respective retirement systems discussed in Note 13. As such, no funding provisions are required by the District.

NOTE 12 - DEFINED BENEFIT PENSION PLANS

The Statewide retirement systems provide both pension benefits and other postemployment benefits (OPEB).

Net Pension Liability/Net OPEB Liability/Asset

The net pension liability and the net OPEB liability/asset reported on the statement of net position represents a liability or asset to employees for pensions and OPEB, respectively.

Pensions and OPEB are a component of exchange transactions—between an employer and its employees—of salaries and benefits for employee services. Pensions/OPEB are provided to an employee—on a deferred-payment basis—as part of the total compensation package offered by an employer for employee services each financial period. The obligation to sacrifice resources for pensions is a present obligation because it was created as a result of employment exchanges that already have occurred.

**LUCAS LOCAL SCHOOL DISTRICT
RICHLAND COUNTY, OHIO**

NOTES TO THE BASIC FINANCIAL STATEMENTS
FOR THE FISCAL YEAR ENDED JUNE 30, 2023

NOTE 12 - DEFINED BENEFIT PENSION PLANS - (Continued)

The net pension/OPEB liability (asset) represent the District’s proportionate share of each pension/OPEB plan’s collective actuarial present value of projected benefit payments attributable to past periods of service, net of each pension/OPEB plan’s fiduciary net position. The net pension/OPEB liability (asset) calculation is dependent on critical long-term variables, including estimated average life expectancies, earnings on investments, cost of living adjustments and others. While these estimates use the best information available, unknowable future events require adjusting these estimates annually.

The Ohio Revised Code limits the District’s obligation for this liability to annually required payments. The District cannot control benefit terms or the manner in which pensions/OPEB are financed; however, the District does receive the benefit of employees’ services in exchange for compensation including pension and OPEB.

GASB 68/75 assumes the liability is solely the obligation of the employer, because (1) they benefit from employee services; and (2) State statute requires funding to come from these employers. All pension contributions to date have come solely from these employers (which also includes pension costs paid in the form of withholdings from employees). The retirement systems may allocate a portion of the employer contributions to provide for these OPEB benefits. In addition, health care plan enrollees pay a portion of the health care costs in the form of a monthly premium. State statute requires the retirement systems to amortize unfunded pension liabilities within 30 years. If the pension amortization period exceeds 30 years, each retirement system’s board must propose corrective action to the State legislature. Any resulting legislative change to benefits or funding could significantly affect the net pension/OPEB liability (asset). Resulting adjustments to the net pension/OPEB liability (asset) would be effective when the changes are legally enforceable. The Ohio Revised Code permits, but does not require, the retirement systems to provide healthcare to eligible benefit recipients.

The remainder of this note includes the required pension disclosures. See Note 13 for the required OPEB disclosures.

The proportionate share of each plan’s unfunded benefits is presented as a long-term *net pension/OPEB liability (asset)* on the accrual basis of accounting. Any liability for the contractually required pension contribution outstanding at the end of the year is included in pension obligation payable on both the accrual and modified accrual basis of accounting.

Plan Description - School Employees Retirement System (SERS)

Plan Description - The District’s non-teaching employees participate in SERS, a cost-sharing multiple-employer defined benefit pension plan administered by SERS. SERS provides retirement, disability and survivor benefits, annual cost-of-living adjustments, and death benefits to plan members and beneficiaries. Authority to establish and amend benefits is provided by Ohio Revised Code Chapter 3309. SERS issues a publicly available, stand-alone financial report that includes financial statements, required supplementary information and detailed information about SERS’ fiduciary net position. That report can be obtained by visiting the SERS website at www.ohsers.org under Employers/Audit Resources.

Age and service requirements for retirement are as follows:

	Eligible to Retire on or before August 1, 2017 *	Eligible to Retire after August 1, 2017
Full benefits	Any age with 30 years of service credit	Age 67 with 10 years of service credit; or Age 57 with 30 years of service credit
Actuarially reduced benefits	Age 60 with 5 years of service credit; or Age 55 with 25 years of service credit	Age 62 with 10 years of service credit; or Age 60 with 25 years of service credit

* Members with 25 years of service credit as of August 1, 2017 will be included in this plan.

**LUCAS LOCAL SCHOOL DISTRICT
RICHLAND COUNTY, OHIO**

**NOTES TO THE BASIC FINANCIAL STATEMENTS
FOR THE FISCAL YEAR ENDED JUNE 30, 2023**

NOTE 12 - DEFINED BENEFIT PENSION PLANS - (Continued)

Annual retirement benefits are calculated based on final average salary multiplied by a percentage that varies based on years of service; 2.2% for the first thirty years of service and 2.5% for years of service credit over 30. Final average salary is the average of the highest three years of salary.

An individual whose benefit effective date is before April 1, 2018, is eligible for a cost-of-living adjustment (COLA) on the first anniversary date of the benefit. Beginning April 1, 2018, new benefit recipients must wait until the fourth anniversary of their benefit for COLA eligibility. The COLA is added each year to the base benefit amount on the anniversary date of the benefit. A three-year COLA suspension was in effect for all benefit recipients for the years 2018, 2019, and 2020. Upon resumption of the COLA, it will be indexed to the percentage increase in the CPI-W, not to exceed 2.5% and with a floor of 0%. In 2022, the Board of Trustees approved a 2.5% cost-of-living adjustment (COLA) for eligible retirees and beneficiaries in 2023.

Funding Policy - Plan members are required to contribute 10.00% of their annual covered salary and the District is required to contribute 14.00% of annual covered payroll. The contribution requirements of plan members and employers are established and may be amended by the SERS' Retirement Board up to statutory maximum amounts of 10.00% for plan members and 14.00% for employers. The Retirement Board, acting with the advice of the actuary, allocates the employer contribution rate among four of the System's funds (Pension Trust Fund, Death Benefit Fund, Medicare B Fund, and Health Care Fund). For the fiscal year ended June 30, 2023, the allocation to pension, death benefits, and Medicare B was 14.00%. For fiscal year 2023, the Retirement Board did not allocate any employer contribution to the Health Care Fund.

The District's contractually required contribution to SERS was \$157,778 for fiscal year 2023. Of this amount, \$20,280 is reported as pension obligation payable.

Plan Description - State Teachers Retirement System (STRS)

Plan Description - Licensed teachers participate in STRS, a cost-sharing multiple-employer public employee retirement system administered by STRS. STRS provides retirement and disability benefits to members and death and survivor benefits to beneficiaries. STRS issues a stand-alone financial report that includes financial statements, required supplementary information and detailed information about STRS' fiduciary net position. That report can be obtained by writing to STRS, 275 E. Broad St., Columbus, OH 43215-3771, by calling (888) 227-7877, or by visiting the STRS website at www.strsoh.org.

New members have a choice of three retirement plans: a Defined Benefit (DB) Plan, a Defined Contribution (DC) Plan and a Combined (CO) Plan. Benefits are established by Ohio Revised Code Chapter 3307.

The DB plan offers an annual retirement allowance based on final average salary multiplied by a percentage that varies based on years of service. Effective August 1, 2015, the calculation is 2.20% of final average salary for the five highest years of earnings multiplied by all years of service. Eligibility changes will be phased in until August 1, 2023, when retirement eligibility for unreduced benefits will be five years of service credit and age 65, or 35 years of service credit and at least age 60.

Eligibility changes for DB Plan members who retire with actuarially reduced benefits will be phased in until August 1, 2023 when retirement eligibility will be five years of qualifying service credit and age 60, or 30 years of service credit regardless of age.

The DC Plan allows members to place all of their member contributions and 9.53% of the 14% employer contributions into an investment account. The member determines how to allocate the member and employer money among various investment choices offered by STRS Ohio. The remaining 4.47% of the 14% employer rate is allocated to the defined benefit unfunded liability. A member is eligible to receive a retirement benefit at age 50 and termination of employment. The member may elect to receive a lifetime monthly annuity or a lump sum withdrawal.

**LUCAS LOCAL SCHOOL DISTRICT
RICHLAND COUNTY, OHIO**

NOTES TO THE BASIC FINANCIAL STATEMENTS
FOR THE FISCAL YEAR ENDED JUNE 30, 2023

NOTE 12 - DEFINED BENEFIT PENSION PLANS - (Continued)

The Combined Plan offers features of both the DB Plan and the DC Plan. In the Combined Plan, 12% of the 14% member rate goes to the DC Plan and the remaining 2% is applied to the DB Plan. Member contributions to the DC Plan are allocated among investment choices by the member, and contributions to the DB Plan from the employer and the member are used to fund the defined benefit payment at a reduced level from the regular DB Plan. The defined benefit portion of the Combined Plan payment is payable to a member on or after age 60 with five years of service. The defined contribution portion of the account may be taken as a lump sum payment or converted to a lifetime monthly annuity after termination of employment at age 50 and after termination of employment.

New members who choose the DC Plan or Combined Plan will have another opportunity to reselect a permanent plan during their fifth year of membership. Members may remain in the same plan or transfer to another STRS plan. The optional annuitization of a member's defined contribution account or the defined contribution portion of a member's Combined Plan account to a lifetime benefit results in STRS bearing the risk of investment gain or loss on the account. STRS has therefore included all three plan options as one defined benefit plan for GASB 68 reporting purposes.

A DB or Combined Plan member with five or more years of credited service, who is determined to be disabled, may qualify for a disability benefit. New members, on or after July 1, 2013, must have at least ten years of qualifying service credit to apply for disability benefits. Members in the DC Plan who become disabled are entitled only to their account balance. Eligible survivors of members who die before service retirement may qualify for monthly benefits. If a member of the DC Plan dies before retirement benefits begin, the member's designated beneficiary is entitled to receive the member's account balance.

Funding Policy - Employer and member contribution rates are established by the State Teachers Retirement Board and limited by Chapter 3307 of the Ohio Revised Code. The fiscal year 2023 employer and employee contribution rate of 14% was equal to the statutory maximum rates. For fiscal year 2023, the full employer contribution was allocated to pension.

The District's contractually required contribution to STRS was \$396,521 for fiscal year 2023. Of this amount, \$71,092 is reported as pension obligation payable.

Pension Liabilities, Pension Expense, and Deferred Outflows of Resources and Deferred Inflows of Resources Related to Pensions

The net pension liability was measured as of June 30, 2022, and the total pension liability used to calculate the net pension liability was determined by an actuarial valuation as of that date. The District's proportion of the net pension liability was based on the District's share of contributions to the pension plan relative to the contributions of all participating entities.

Following is information related to the proportionate share and pension expense:

	<u>SERS</u>	<u>STRS</u>	<u>Total</u>
Proportion of the net pension liability prior measurement date	0.031709900%	0.020682228%	
Proportion of the net pension liability current measurement date	<u>0.028396700%</u>	<u>0.019753890%</u>	
Change in proportionate share	<u>-0.003313200%</u>	<u>-0.000928338%</u>	
Proportionate share of the net pension liability	\$ 1,535,914	\$ 4,391,315	\$ 5,927,229
Pension expense	\$ 134,130	\$ 401,461	\$ 535,591

**LUCAS LOCAL SCHOOL DISTRICT
RICHLAND COUNTY, OHIO**

NOTES TO THE BASIC FINANCIAL STATEMENTS
FOR THE FISCAL YEAR ENDED JUNE 30, 2023

NOTE 12 - DEFINED BENEFIT PENSION PLANS - (Continued)

At June 30, 2023, the District reported deferred outflows of resources and deferred inflows of resources related to pensions from the following sources:

	SERS	STRS	Total
Deferred outflows of resources			
Differences between expected and actual experience	\$ 62,205	\$ 56,215	\$ 118,420
Net difference between projected and actual earnings on pension plan investments	-	152,808	152,808
Changes of assumptions	15,155	525,509	540,664
Difference between employer contributions and proportionate share of contributions/ change in proportionate share	68,458	-	68,458
Contributions subsequent to the measurement date	157,778	396,521	554,299
Total deferred outflows of resources	\$ 303,596	\$ 1,131,053	\$ 1,434,649
	SERS	STRS	Total
Deferred inflows of resources			
Differences between expected and actual experience	\$ 10,082	\$ 16,798	\$ 26,880
Net difference between projected and actual earnings on pension plan investments	53,595	-	53,595
Changes of assumptions	-	395,557	395,557
Difference between employer contributions and proportionate share of contributions/ change in proportionate share	130,848	224,201	355,049
Total deferred inflows of resources	\$ 194,525	\$ 636,556	\$ 831,081

\$554,299 reported as deferred outflows of resources related to pension resulting from District contributions subsequent to the measurement date will be recognized as a reduction of the net pension liability in the fiscal year ending June 30, 2024.

Other amounts reported as deferred outflows of resources and deferred inflows of resources related to pension will be recognized in pension expense as follows:

	SERS	STRS	Total
Fiscal Year Ending June 30:			
2024	\$ 8,390	\$ (88,393)	\$ (80,003)
2025	(69,602)	(80,589)	(150,191)
2026	(76,564)	(178,393)	(254,957)
2027	89,069	445,351	534,420
Total	\$ (48,707)	\$ 97,976	\$ 49,269

**LUCAS LOCAL SCHOOL DISTRICT
RICHLAND COUNTY, OHIO**

NOTES TO THE BASIC FINANCIAL STATEMENTS
FOR THE FISCAL YEAR ENDED JUNE 30, 2023

NOTE 12 - DEFINED BENEFIT PENSION PLANS - (Continued)

Actuarial Assumptions - SERS

SERS' total pension liability was determined by their actuaries in accordance with GASB Statement No. 67, as part of their annual actuarial valuation for each defined benefit retirement plan. Actuarial valuations of an ongoing plan involve estimates of the value of reported amounts (e.g., salaries, credited service) and assumptions about the probability of occurrence of events far into the future (e.g., mortality, disabilities, retirements, employment termination). Actuarially determined amounts are subject to continual review and potential modifications, as actual results are compared with past expectations and new estimates are made about the future.

Projections of benefits for financial reporting purposes are based on the substantive plan (the plan as understood by the employers and plan members) and include the types of benefits provided at the time of each valuation and the historical pattern of sharing benefit costs between the employers and plan members to that point. The projection of benefits for financial reporting purposes does not explicitly incorporate the potential effects of legal or contractual funding limitations.

Actuarial calculations reflect a long-term perspective. For a newly hired employee, actuarial calculations will take into account the employee's entire career with the employer and also take into consideration the benefits, if any, paid to the employee after termination of employment until the death of the employee and any applicable contingent annuitant. In many cases actuarial calculations reflect several decades of service with the employer and the payment of benefits after termination.

THIS SPACE INTENTIONALLY LEFT BLANK

**LUCAS LOCAL SCHOOL DISTRICT
RICHLAND COUNTY, OHIO**

NOTES TO THE BASIC FINANCIAL STATEMENTS
FOR THE FISCAL YEAR ENDED JUNE 30, 2023

NOTE 12 - DEFINED BENEFIT PENSION PLANS - (Continued)

Key methods and assumptions used in calculating the total pension liability in the latest actuarial valuation, prepared as of June 30, 2022, are presented below:

Wage inflation:	
Current measurement date	2.40%
Prior measurement date	2.40%
Future salary increases, including inflation:	
Current measurement date	3.25% to 13.58%
Prior measurement date	3.25% to 13.58%
COLA or ad hoc COLA:	
Current measurement date	2.00%
Prior measurement date	2.00%
Investment rate of return:	
Current measurement date	7.00% net of system expenses
Prior measurement date	7.00% net of system expenses
Discount rate:	
Current measurement date	7.00%
Prior measurement date	7.00%
Actuarial cost method	Entry age normal (level percent of payroll)

In 2022, mortality rates were based on the PUB-2010 General Employee Amount Weight Below Median Healthy Retiree mortality table projected to 2017 with ages set forward 1 year and adjusted 94.20% for males and set forward 2 years and adjusted 81.35% for females. Mortality among disabled members were based upon the PUB-2010 General Disabled Retiree mortality table projected to 2017 with ages set forward 5 years and adjusted 103.3% for males and set forward 3 years and adjusted 106.8% for females. Future improvement in mortality rates is reflected by applying the MP-2020 projection scale generationally.

In the prior measurement date, mortality rates were based on the PUB-2010 General Employee Amount Weight Below Median Healthy Retiree mortality table projected to 2017 with ages set forward 1 year and adjusted 94.20% for males and set forward 2 years and adjusted 81.35% for females. Mortality among disabled members were based upon the PUB-2010 General Disabled Retiree mortality table projected to 2017 with ages set forward 5 years and adjusted 103.3% for males and set forward 3 years and adjusted 106.8% for females. Future improvement in mortality rates is reflected by applying the MP-2020 projection scale generationally.

The most recent experience study was completed for the five-year period ended June 30, 2020.

The long-term return expectation for the Pension Plan Investments has been determined using a building-block approach and assumes a time horizon, as defined in SERS' *Statement of Investment Policy*. A forecasted rate of inflation serves as the baseline for the return expectation. Various real return premiums over the baseline inflation rate have been established for each asset class. The long-term expected nominal rate of return has been determined by calculating a weighted average of the expected real return premiums for each asset class, adding the projected inflation rate, and adding the expected return from rebalancing uncorrelated asset classes.

**LUCAS LOCAL SCHOOL DISTRICT
RICHLAND COUNTY, OHIO**

NOTES TO THE BASIC FINANCIAL STATEMENTS
FOR THE FISCAL YEAR ENDED JUNE 30, 2023

NOTE 12 - DEFINED BENEFIT PENSION PLANS - (Continued)

The target allocation and best estimates of arithmetic real rates of return for each major asset class are summarized in the following table:

<u>Asset Class</u>	<u>Target Allocation</u>	<u>Long-Term Expected Real Rate of Return</u>
Cash	2.00 %	(0.45) %
US Equity	24.75	5.37
Non-US Equity Developed	13.50	6.22
Non-US Equity Emerging	6.75	8.22
Fixed Income/Global Bonds	19.00	1.20
Private Equity	11.00	10.05
Real Estate/Real Assets	16.00	4.87
Multi-Asset Strategy	4.00	3.39
Private Debt/Private Credit	3.00	5.38
Total	<u>100.00 %</u>	

Discount Rate - The total pension liability was calculated using the discount rate of 7.00%. The projection of cash flows used to determine the discount rate assumed the contributions from employers and from the members would be computed based on contribution requirements as stipulated by State statute. Projected inflows from investment earnings were calculated using the long-term assumed investment rate of return (7.00%). Based on those assumptions, the plan's fiduciary net position was projected to be available to make all future benefit payments of current plan members. Therefore, the long-term expected rate of return on pension plan investments was applied to all periods of projected benefits to determine the total pension liability.

Sensitivity of the District's Proportionate Share of the Net Pension Liability to Changes in the Discount Rate - Net pension liability is sensitive to changes in the discount rate, and to illustrate the potential impact the following table presents the net pension liability calculated using the discount rate of 7.00%, as well as what each plan's net pension liability would be if it were calculated using a discount rate that is one percentage point lower (6.00%), or one percentage point higher (8.00%) than the current rate.

	<u>1% Decrease</u>	<u>Current Discount Rate</u>	<u>1% Increase</u>
District's proportionate share of the net pension liability	\$ 2,260,793	\$ 1,535,914	\$ 925,214

THIS SPACE INTENTIONALLY LEFT BLANK

**LUCAS LOCAL SCHOOL DISTRICT
RICHLAND COUNTY, OHIO**

NOTES TO THE BASIC FINANCIAL STATEMENTS
FOR THE FISCAL YEAR ENDED JUNE 30, 2023

NOTE 12 - DEFINED BENEFIT PENSION PLANS - (Continued)

Actuarial Assumptions - STRS

Key methods and assumptions used in the latest actuarial valuation, reflecting experience study results used in the June 30, 2022, actuarial valuation are presented below:

	June 30, 2022	June 30, 2021
Inflation	2.50%	2.50%
Projected salary increases	Varies by service from 2.50% to 8.50%	12.50% at age 20 to 2.50% at age 65
Investment rate of return	7.00%, net of investment expenses, including inflation	7.00%, net of investment expenses, including inflation
Discount rate of return	7.00%	7.00%
Payroll increases	3.00%	3.00%
Cost-of-living adjustments (COLA)	0.00%	0.00%

For the June 30, 2022 actuarial valuation, post-retirement mortality rates are based on the Pub-2010 Teachers Healthy Annuitant Mortality Table, adjusted 110% for males, projected forward generationally using mortality improvement scale MP-2020. Pre-retirement mortality rates are based on Pub-2010 Teachers Employee Table adjusted 95% for females, projected forward generationally using mortality improvement scale MP-2020. Post-retirement disabled mortality rates are based on Pub-2010 Teachers Disable Annuitant Table projected forward generationally using mortality improvement scale MP-2020.

For the prior measurement date, post-retirement mortality rates are based on the RP-2014 Annuitant Mortality Tables with 50% of rates through age 69, 70% of rates between ages 70 and 79, 90% of rates between ages 80 and 84, and 100% of rates thereafter, projected forward generationally using mortality improvement scale MP-2016. Pre-retirement mortality rates are based on RP-2014 Employee Mortality Tables, projected forward generationally using mortality improvement scale MP-2016. Post-retirement disabled mortality rates are based on the RP-2014 Disabled Mortality Tables with 90% of rates for males and 100% of rates for females, projected forward generationally using mortality improvement scale MP-2016.

Actuarial assumptions used in the June 30, 2022 valuation are based on the results of an actuarial experience study for the period July 1, 2015 through June 30, 2021. An actuarial experience study is done on a quinquennial basis.

STRS Ohio's investment consultant develops an estimate range for the investment return assumption based on the target allocation adopted by the Retirement Board. The target allocation and long-term expected rate of return for each major asset class are summarized as follows:

Asset Class	Target Allocation*	Long-Term Expected Real Rate of Return **
Domestic Equity	26.00 %	6.60 %
International Equity	22.00	6.80
Alternatives	19.00	7.38
Fixed Income	22.00	1.75
Real Estate	10.00	5.75
Liquidity Reserves	1.00	1.00
Total	<u>100.00 %</u>	

**LUCAS LOCAL SCHOOL DISTRICT
RICHLAND COUNTY, OHIO**

NOTES TO THE BASIC FINANCIAL STATEMENTS
FOR THE FISCAL YEAR ENDED JUNE 30, 2023

NOTE 12 - DEFINED BENEFIT PENSION PLANS - (Continued)

* Target allocation percentage is effective as of July 1, 2022. Target weights were phased in over a 3-month period concluding on October 1, 2022.

**10-Year annualized geometric nominal returns, which include the real rate of return and inflation of 2.25% and is net of investment expenses. Over a 30-year period, STRS Ohio’s investment consultant indicates that the above target allocations should generate a return above the actuarial rate of return, without net value added by management.

Discount Rate - The discount rate used to measure the total pension liability was 7.00% as of June 30, 2022. The projection of cash flows used to determine the discount rate assumes that member and employer contributions will be made at the statutory contribution rates in accordance with the rates described previously. For this purpose, only employer contributions that are intended to fund benefits of current plan members and their beneficiaries are included. Based on those assumptions, STRS Ohio’s fiduciary net position was projected to be available to make all projected future benefit payments to current plan members as of June 30, 2022. Therefore, the long-term expected rate of return on pension plan investments of 7.00% was applied to all periods of projected benefit payments to determine the total pension liability as of June 30, 2022.

Sensitivity of the District's Proportionate Share of the Net Pension Liability to Changes in the Discount Rate - The following table represents the net pension liability as of June 30, 2022, calculated using the current period discount rate assumption of 7.00%, as well as what the net pension liability would be if it were calculated using a discount rate that is one percentage point lower (6.00%) or one percentage point higher (8.00%) than the current assumption:

	1% Decrease	Current Discount Rate	1% Increase
District's proportionate share of the net pension liability	\$ 6,633,678	\$ 4,391,315	\$ 2,494,970

Changes Between Measurement Date and Reporting Date - STRS approved a one-time 1.00% cost-of-living adjustment to eligible benefit recipients effective July 1, 2023. It is unknown what effect this change will have on the net pension liability.

NOTE 13 - DEFINED BENEFIT OPEB PLANS

Net OPEB Liability/Asset

See Note 12 for a description of the net OPEB liability (asset).

Plan Description - School Employees Retirement System (SERS)

Health Care Plan Description - The District contributes to the SERS Health Care Fund, administered by SERS for non-certificated retirees and their beneficiaries. For GASB 75 purposes, this plan is considered a cost-sharing other postemployment benefit (OPEB) plan. SERS’ Health Care Plan provides healthcare benefits to eligible individuals receiving retirement, disability, and survivor benefits, and to their eligible dependents. Members who retire after June 1, 1986, need 10 years of service credit, exclusive of most types of purchased credit, to qualify to participate in SERS’ health care coverage. In addition to age and service retirees, disability benefit recipients and beneficiaries who are receiving monthly benefits due to the death of a member or retiree, are eligible for SERS’ health care coverage. Most retirees and dependents choosing SERS’ health care coverage are over the age of 65 and therefore enrolled in a fully insured Medicare Advantage plan; however, SERS maintains a traditional, self-insured preferred provider organization for its non-Medicare retiree population. For both groups, SERS offers a self-insured prescription drug program. Health care is a benefit that is permitted, not mandated, by statute. The financial report of the Plan is included in the SERS Annual Comprehensive Financial Report which can be obtained on SERS’ website at www.ohsers.org under Employers/Audit Resources.

**LUCAS LOCAL SCHOOL DISTRICT
RICHLAND COUNTY, OHIO**

NOTES TO THE BASIC FINANCIAL STATEMENTS
FOR THE FISCAL YEAR ENDED JUNE 30, 2023

NOTE 13 - DEFINED BENEFIT OPEB PLANS - (Continued)

Access to health care for retirees and beneficiaries is permitted in accordance with Section 3309 of the Ohio Revised Code. The Health Care Fund was established and is administered in accordance with Internal Revenue Code Section 105(e). SERS' Retirement Board reserves the right to change or discontinue any health plan or program. Active employee members do not contribute to the Health Care Plan. The SERS Retirement Board established the rules for the premiums paid by the retirees for health care coverage for themselves and their dependents or for their surviving beneficiaries. Premiums vary depending on the plan selected, qualified years of service, Medicare eligibility, and retirement status.

Funding Policy - State statute permits SERS to fund the health care benefits through employer contributions. Each year, after the allocation for statutorily required pensions and benefits, the Retirement Board may allocate the remainder of the employer contribution of 14% of covered payroll to the Health Care Fund in accordance with the funding policy. For the fiscal year ended June 30, 2023, SERS did not allocate any employer contributions to post-employment health care. An additional health care surcharge on employers is collected for employees earning less than an actuarially determined minimum compensation amount, pro-rated if less than a full year of service credit was earned. For fiscal year 2023, this amount was \$25,000. Statutes provide that no employer shall pay a health care surcharge greater than 2% of that employer's SERS-covered payroll; nor may SERS collect in aggregate more than 1.5% of the total statewide SERS-covered payroll for the health care surcharge. For fiscal year 2023, the District's surcharge obligation was \$20,063.

The surcharge added to the allocated portion of the 14% employer contribution rate is the total amount assigned to the Health Care Fund. The District's contractually required contribution to SERS was \$20,063 for fiscal year 2023. Of this amount, \$20,063 is reported as pension obligation payable.

Plan Description - State Teachers Retirement System (STRS)

Plan Description - The State Teachers Retirement System of Ohio (STRS) administers a cost-sharing Health Plan administered for eligible retirees who participated in the defined benefit or combined pension plans offered by STRS. Ohio law authorizes STRS to offer this plan. Benefits include hospitalization, physicians' fees, prescription drugs and partial reimbursement of monthly Medicare Part B premiums. The Medicare Part B monthly reimbursement elimination date was postponed indefinitely. The Plan is included in the report of STRS which can be obtained by visiting www.strsoh.org or by calling (888) 227-7877.

Funding Policy - Ohio Revised Code Chapter 3307 authorizes STRS to offer the Plan and gives the Retirement Board discretionary authority over how much, if any, of the health care costs will be absorbed by STRS. Active employee members do not contribute to the Health Care Plan. Nearly all health care plan enrollees, for the most recent year, pay a portion of the health care costs in the form of a monthly premium. Under Ohio law, funding for post-employment health care may be deducted from employer contributions, currently 14% of covered payroll. For the fiscal year ended June 30, 2023, STRS did not allocate any employer contributions to post-employment health care.

OPEB Liabilities/Assets, OPEB Expense, and Deferred Outflows of Resources and Deferred Inflows of Resources Related to OPEB

The net OPEB liability/asset was measured as of June 30, 2022, and the total OPEB liability/asset used to calculate the net OPEB liability/asset was determined by an actuarial valuation as of that date. The District's proportion of the net OPEB liability/asset was based on the District's share of contributions to the respective retirement systems relative to the contributions of all participating entities.

**LUCAS LOCAL SCHOOL DISTRICT
RICHLAND COUNTY, OHIO**

NOTES TO THE BASIC FINANCIAL STATEMENTS
FOR THE FISCAL YEAR ENDED JUNE 30, 2023

NOTE 13 - DEFINED BENEFIT OPEB PLANS - (Continued)

Following is information related to the proportionate share and OPEB expense:

	<u>SERS</u>	<u>STRS</u>	<u>Total</u>
Proportion of the net OPEB liability/asset prior measurement date	0.032381700%	0.020682228%	
Proportion of the net OPEB liability/asset current measurement date	<u>0.028788800%</u>	<u>0.019753890%</u>	
Change in proportionate share	<u>-0.003592900%</u>	<u>-0.000928338%</u>	
Proportionate share of the net OPEB liability	\$ 404,198	\$ -	\$ 404,198
Proportionate share of the net OPEB asset	\$ -	\$ (511,494)	\$ (511,494)
OPEB expense	\$ (35,470)	\$ (86,983)	\$ (122,453)

At June 30, 2023, the District reported deferred outflows of resources and deferred inflows of resources related to OPEB from the following sources:

	<u>SERS</u>	<u>STRS</u>	<u>Total</u>
Deferred outflows of resources			
Differences between expected and actual experience	\$ 3,397	\$ 7,416	\$ 10,813
Net difference between projected and actual earnings on OPEB plan investments	2,101	8,904	11,005
Changes of assumptions	64,295	21,788	86,083
Difference between employer contributions and proportionate share of contributions/change in proportionate share	91,838	8,658	100,496
Contributions subsequent to the measurement date	<u>20,063</u>	<u>-</u>	<u>20,063</u>
Total deferred outflows of resources	<u>\$ 181,694</u>	<u>\$ 46,766</u>	<u>\$ 228,460</u>

	<u>SERS</u>	<u>STRS</u>	<u>Total</u>
Deferred inflows of resources			
Differences between expected and actual experience	\$ 258,554	\$ 76,817	\$ 335,371
Changes of assumptions	165,923	362,704	528,627
Difference between employer contributions and proportionate share of contributions/change in proportionate share	<u>132,081</u>	<u>6,118</u>	<u>138,199</u>
Total deferred inflows of resources	<u>\$ 556,558</u>	<u>\$ 445,639</u>	<u>\$ 1,002,197</u>

\$20,063 reported as deferred outflows of resources related to OPEB resulting from District contributions subsequent to the measurement date will be recognized as a reduction of the net OPEB liability/asset in the fiscal year ending June 30, 2024.

**LUCAS LOCAL SCHOOL DISTRICT
RICHLAND COUNTY, OHIO**

NOTES TO THE BASIC FINANCIAL STATEMENTS
FOR THE FISCAL YEAR ENDED JUNE 30, 2023

NOTE 13 - DEFINED BENEFIT OPEB PLANS - (Continued)

Other amounts reported as deferred outflows of resources and deferred inflows of resources related to OPEB will be recognized in OPEB expense as follows:

	SERS	STRS	Total
Fiscal Year Ending June 30:			
2024	\$ (89,146)	\$ (112,125)	\$ (201,271)
2025	(86,920)	(118,270)	(205,190)
2026	(69,380)	(55,579)	(124,959)
2027	(39,597)	(22,773)	(62,370)
2028	(34,292)	(29,791)	(64,083)
Thereafter	(75,592)	(60,335)	(135,927)
Total	\$ (394,927)	\$ (398,873)	\$ (793,800)

Actuarial Assumptions - SERS

The total OPEB liability is determined by SERS' actuaries in accordance with GASB Statement No. 75, as part of their annual actuarial valuation for each retirement plan. Actuarial valuations of an ongoing plan involve estimates of the value of reported amounts (e.g., salaries, credited service) and assumptions about the probability of occurrence of events far into the future (e.g., mortality, disabilities, retirements, employment terminations). Actuarially determined amounts are subject to continual review and potential modifications, as actual results are compared with past expectations and new estimates are made about the future.

Projections of benefits for financial reporting purposes are based on the substantive plan (the plan as understood by the employers and plan members) and include the types of benefits provided at the time of each valuation and the historical pattern of sharing benefit costs between the employers and plan members to that point. The projection of benefits for financial reporting purposes does not explicitly incorporate the potential effects of legal or contractual funding limitations.

Actuarial calculations reflect a long-term perspective. For a newly hired employee, actuarial calculations will take into account the employee's entire career with the employer and also take into consideration the benefits, if any, paid to the employee after termination of employment until the death of the employee and any applicable contingent annuitant. In many cases, actuarial calculations reflect several decades of service with the employer and the payment of benefits after termination.

THIS SPACE INTENTIONALLY LEFT BLANK

**LUCAS LOCAL SCHOOL DISTRICT
RICHLAND COUNTY, OHIO**

NOTES TO THE BASIC FINANCIAL STATEMENTS
FOR THE FISCAL YEAR ENDED JUNE 30, 2023

NOTE 13 - DEFINED BENEFIT OPEB PLANS - (Continued)

Key methods and assumptions used in calculating the total OPEB liability in the latest actuarial valuation date of June 30, 2022 are presented below:

Wage inflation:	
Current measurement date	2.40%
Prior measurement date	2.40%
Future salary increases, including inflation:	
Current measurement date	3.25% to 13.58%
Prior measurement date	3.25% to 13.58%
Investment rate of return:	
Current measurement date	7.00% net of investment expense, including inflation
Prior measurement date	7.00% net of investment expense, including inflation
Municipal bond index rate:	
Current measurement date	3.69%
Prior measurement date	1.92%
Single equivalent interest rate, net of plan investment expense, including price inflation:	
Current measurement date	4.08%
Prior measurement date	2.27%
Medical trend assumption:	
Current measurement date	7.00 to 4.40%
Prior measurement date	
Medicare	5.125 to 4.400%
Pre-Medicare	6.750 to 4.400%

In 2022, mortality rates were based on the PUB-2010 General Employee Amount Weight Below Median Healthy Retiree mortality table projected to 2017 with ages set forward 1 year and adjusted 94.20% for males and set forward 2 years and adjusted 81.35% for females. Mortality among disabled members were based upon the PUB-2010 General Disabled Retiree mortality table projected to 2017 with ages set forward 5 years and adjusted 103.3% for males and set forward 3 years and adjusted 106.8% for females. Future improvement in mortality rates is reflected by applying the MP-2020 projection scale generationally.

In the prior measurement date, mortality rates were based on the PUB-2010 General Employee Amount Weighted Below Median Healthy Retiree mortality table projected to 2017 with ages set forward 1 year and adjusted 94.20% for males and set forward 2 years and adjusted 81.35% for females. Mortality among disabled members were based upon the PUB-2010 General Disabled Retiree mortality table projected to 2017 with ages set forward 5 years and adjusted 103.3% for males and set forward 3 years and adjusted 106.8% for females. Future improvement in mortality rates is reflected by applying the MP-2020 projection scale generationally.

The most recent experience study was completed for the five-year period ended June 30, 2020.

**LUCAS LOCAL SCHOOL DISTRICT
RICHLAND COUNTY, OHIO**

NOTES TO THE BASIC FINANCIAL STATEMENTS
FOR THE FISCAL YEAR ENDED JUNE 30, 2023

NOTE 13 - DEFINED BENEFIT OPEB PLANS - (Continued)

The long-term expected rate of return on plan assets is reviewed as part of the actuarial 5-year experience study. The most recent study covers fiscal years 2016 through 2020, and was adopted by the Board in 2021. Several factors are considered in evaluating the long-term rate of return assumption including long-term historical data, estimates inherent in current market data, and a long-normal distribution analysis in which best-estimate ranges of expected future real rates of return were developed by the investment consultant for each major asset class. These ranges were combined to produce the long-term expected rate of return, 7.00%, by weighting the expected future real rates of return by the target asset allocation percentage and then adding expected inflation. The capital market assumptions developed by the investment consultant are intended for use over a 10-year horizon and may not be useful in setting the long-term rate of return for funding pension plans which covers a longer timeframe. The assumption is intended to be a long-term assumption and is not expected to change absent a significant change in the asset allocation, a change in the inflation assumption, or a fundamental change in the market that alters expected returns in future years.

The target asset allocation and best estimates of arithmetic real rates of return for each major asset class are summarized as follows:

<u>Asset Class</u>	<u>Target Allocation</u>	<u>Long-Term Expected Real Rate of Return</u>
Cash	2.00 %	(0.45) %
US Equity	24.75	5.37
Non-US Equity Developed	13.50	6.22
Non-US Equity Emerging	6.75	8.22
Fixed Income/Global Bonds	19.00	1.20
Private Equity	11.00	10.05
Real Estate/Real Assets	16.00	4.87
Multi-Asset Strategy	4.00	3.39
Private Debt/Private Credit	3.00	5.38
Total	<u>100.00 %</u>	

Discount Rate - The discount rate used to measure the total OPEB liability at June 30, 2022, was 4.08%. The discount rate used to measure total OPEB liability prior to June 30, 2022, was 2.27%. The projection of cash flows used to determine the discount rate assumed that contributions will be made from members and the System at the contribution rate of 1.50% of projected covered payroll each year, which includes a 1.50% payroll surcharge and no contributions from the basic benefits plan. Based on these assumptions, the OPEB plan's fiduciary net position was projected to become insufficient to make all projected future benefit payments of current System members by SERS actuaries. The Municipal Bond Index Rate is used in the determination of the SEIR for both the June 30, 2022 and the June 30, 2021 total OPEB liability. The Municipal Bond Index rate is the single rate that will generate a present value of benefit payments equal to the sum of the present value determined by the long-term expected rate of return, and the present value determined by discounting those benefits after the date of depletion. The Municipal Bond Index Rate is 3.69% at June 30, 2022 and 1.92% at June 30, 2021.

Sensitivity of the District's Proportionate Share of the Net OPEB Liability to Changes in the Discount Rate and Changes in the Health Care Cost Trend Rates - The net OPEB liability is sensitive to changes in the discount rate and the health care cost trend rate. The following table presents the net OPEB liability, what the net OPEB liability would be if it were calculated using a discount rate that is 1 percentage point lower (3.08%) and higher (5.08%) than the current discount rate (4.08%). Also shown is what the net OPEB liability would be based on health care cost trend rates that are 1 percentage point lower (6.00% decreasing to 3.40%) and higher (8.00% decreasing to 5.40%) than the current rate (7.00% decreasing to 4.40%).

**LUCAS LOCAL SCHOOL DISTRICT
RICHLAND COUNTY, OHIO**

NOTES TO THE BASIC FINANCIAL STATEMENTS
FOR THE FISCAL YEAR ENDED JUNE 30, 2023

NOTE 13 - DEFINED BENEFIT OPEB PLANS - (Continued)

	1% Decrease	Current Discount Rate	1% Increase
District's proportionate share of the net OPEB liability	\$ 502,020	\$ 404,198	\$ 325,229

	1% Decrease	Current Trend Rate	1% Increase
District's proportionate share of the net OPEB liability	\$ 311,709	\$ 404,198	\$ 525,003

Actuarial Assumptions - STRS

Key methods and assumptions used in the latest actuarial valuation, reflecting experience study results used in the June 30, 2022 actuarial valuation, compared with June 30, 2021 actuarial valuation, are presented below:

	June 30, 2022		June 30, 2021	
Inflation	2.50%		2.50%	
Projected salary increases	Varies by service from 2.50% to 8.50%		12.50% at age 20 to 2.50% at age 65	
Investment rate of return	7.00%, net of investment expenses, including inflation		7.00%, net of investment expenses, including inflation	
Payroll increases	3.00%		3.00%	
Cost-of-living adjustments (COLA)	0.00%		0.00%	
Discount rate of return	7.00%		7.00%	
Blended discount rate of return	N/A		N/A	
Health care cost trends				
	Initial	Ultimate	Initial	Ultimate
Medical				
Pre-Medicare	7.50%	3.94%	5.00%	4.00%
Medicare	-68.78%	3.94%	-16.18%	4.00%
Prescription Drug				
Pre-Medicare	9.00%	3.94%	6.50%	4.00%
Medicare	-5.47%	3.94%	29.98%	4.00%

Projections of benefits include the historical pattern of sharing benefit costs between the employers and retired plan members.

For the June 30, 2022 actuarial valuation, for healthy retirees the post-retirement mortality rates are based on the Pub-2010 Teachers Healthy Annuitant Mortality Table, adjusted 110% for males, projected forward generationally using mortality improvement scale MP-2020; pre-retirement mortality rates are based on Pub-2010 Teachers Employee Table adjusted 95% for females, projected forward generationally using mortality improvement scale MP-2020. For disabled retirees, mortality rates are based on the Pub-2010 Teachers Disabled Annuitant Table projected forward generationally using mortality improvement scale MP-2020.

**LUCAS LOCAL SCHOOL DISTRICT
RICHLAND COUNTY, OHIO**

NOTES TO THE BASIC FINANCIAL STATEMENTS
FOR THE FISCAL YEAR ENDED JUNE 30, 2023

NOTE 13 - DEFINED BENEFIT OPEB PLANS - (Continued)

For the prior measurement date, for healthy retirees the mortality rates are based on the RP-2014 Annuitant Mortality Tables with 50% of rates through age 69, 70% of rates between ages 70 and 79, 90% of rates between ages 80 and 84, and 100% of rates thereafter, projected forward generationally using mortality improvement scale MP-2016. For disabled retirees, mortality rates are based on the RP-2014 Disabled Mortality Tables with 90% of rates for males and 100% of rates for females, projected forward generationally using mortality improvement scale MP-2016.

Actuarial assumptions used in the June 30, 2022 valuation are based on the results of an actuarial experience study for the period July 1, 2015 through June 30, 2021. An actuarial experience study is done on a quinquennial basis.

Assumption Changes Since the Prior Measurement Date - The discount rate remained unchanged at 7.00% for the June 30, 2022 valuation.

Benefit Term Changes Since the Prior Measurement Date - Salary increase rates were updated based on the actuarial experience study for the period July 1, 2015 through June 30, 2021 and were changed from age based to service based.

STRS' investment consultant develops an estimate range for the investment return assumption based on the target allocation adopted by the Retirement Board. The target allocation and long-term expected rate of return for each major asset class are summarized as follows:

Asset Class	Target Allocation*	Long-Term Expected Real Rate of Return **
Domestic Equity	26.00 %	6.60 %
International Equity	22.00	6.80
Alternatives	19.00	7.38
Fixed Income	22.00	1.75
Real Estate	10.00	5.75
Liquidity Reserves	1.00	1.00
Total	<u>100.00 %</u>	

* Target allocation percentage is effective as of July 1, 2022. Target weights were phased in over a 3-month period concluding on October 1, 2022.

**10-Year annualized geometric nominal returns, which include the real rate of return and inflation of 2.25% and is net of investment expenses. Over a 30-year period, STRS Ohio's investment consultant indicates that the above target allocations should generate a return above the actuarial rate of return, without net value added by management.

Discount Rate - The discount rate used to measure the total OPEB liability was 7.00% as of June 30, 2022. The projection of cash flows used to determine the discount rate assumed STRS Ohio continues to allocate no employer contributions to the health care fund. Based on those assumptions, the OPEB plan's fiduciary net position was projected to be available to make all projected future benefit payments to current plan members as of June 30, 2022. Therefore, the long-term expected rate of return on health care fund investments of 7.00% was applied to all periods of projected health care costs to determine the total OPEB liability as of June 30, 2022.

Sensitivity of the District's Proportionate Share of the Net OPEB Asset to Changes in the Discount and Health Care Cost Trend Rate - The following table represents the net OPEB asset as of June 30, 2022, calculated using the current period discount rate assumption of 7.00%, as well as what the net OPEB asset would be if it were calculated using a discount rate that is one percentage point lower (6.00%) or one percentage point higher (8.00%) than the current assumption. Also shown is the net OPEB asset as if it were calculated using health care cost trend rates that are one percentage point lower or one percentage point higher than the current health care cost trend rates.

**LUCAS LOCAL SCHOOL DISTRICT
RICHLAND COUNTY, OHIO**

NOTES TO THE BASIC FINANCIAL STATEMENTS
FOR THE FISCAL YEAR ENDED JUNE 30, 2023

NOTE 13 - DEFINED BENEFIT OPEB PLANS - (Continued)

	1% Decrease	Current Discount Rate	1% Increase
District's proportionate share of the net OPEB asset	\$ 473,653	\$ 511,494	\$ 544,585

	1% Decrease	Current Trend Rate	1% Increase
District's proportionate share of the net OPEB asset	\$ 530,544	\$ 511,494	\$ 487,448

NOTE 14 - BUDGETARY BASIS OF ACCOUNTING

While reporting financial position, results of operations, and changes in fund balance on the basis of generally accepted accounting principles (GAAP), the budgetary basis as provided by law is based upon accounting for certain transactions on a basis of cash receipts and disbursements.

The statement of revenue, expenditures and changes in fund balance - budget and actual (non-GAAP budgetary basis) presented for the general fund is presented on the budgetary basis to provide a meaningful comparison of actual results with the budget. The major differences between the budget basis and the GAAP basis are that:

- (a) Revenues and other financing sources are recorded when received in cash (budget basis) as opposed to when susceptible to accrual (GAAP basis);
- (b) Expenditures and other financing uses are recorded when paid in cash (budget basis) as opposed to when the liability is incurred (GAAP basis);
- (c) In order to determine compliance with Ohio law, and to reserve that portion of the applicable appropriation, total outstanding encumbrances (budget basis) are recorded as the equivalent of an expenditure, as opposed to assigned or committed fund balance for that portion of outstanding encumbrances not already recognized as an account payable (GAAP basis);
- (d) Investments are reported at fair value (GAAP basis) rather than cost (budget basis); and,
- (e) Some funds are included in the general fund (GAAP basis), but have separate legally adopted budgets (budget basis).

The adjustments necessary to convert the results of operations for the year on the budget basis to the GAAP basis for the general fund is as follows:

Net Change in Fund Balance	
	<u>General fund</u>
Budget basis	\$ 1,323,323
Net adjustment for revenue accruals	73,223
Net adjustment for expenditure accruals	(111,648)
Net adjustment for other sources/uses	25,001
Funds budgeted elsewhere	3,241
Adjustment for encumbrances	123,205
GAAP basis	<u>\$ 1,436,345</u>

**LUCAS LOCAL SCHOOL DISTRICT
RICHLAND COUNTY, OHIO**

NOTES TO THE BASIC FINANCIAL STATEMENTS
FOR THE FISCAL YEAR ENDED JUNE 30, 2023

NOTE 14 - BUDGETARY BASIS OF ACCOUNTING – (Continued)

Certain funds that are legally budgeted in separate special revenue funds are considered part of the general fund on a GAAP basis. This includes the special trust fund and the public school fund.

NOTE 15 - CONTINGENCIES

A. Grants

The District receives significant financial assistance from numerous federal, State and local agencies in the form of grants. The disbursement of funds received under these programs generally requires compliance with terms and conditions specified in the grant agreements and are subject to audit by the grantor agencies. Any disallowed claims resulting from such audits could become a liability of the District. However, in the opinion of management, any such disallowed claims will not have a material effect on the financial position of the District.

B. Litigation

The District is involved in no material litigation as either plaintiff or defendant.

C. Foundation Funding

Foundation funding is based on the annualized full-time equivalent (FTE) enrollment of each student. Traditional districts must comply with minimum hours of instruction, instead of a minimum number of school days each year. The funding formula the Ohio Department of Education (ODE) is legislatively required to follow will continue to adjust as enrollment information is updated by the District, which can extend past the fiscal year-end. The enrollment adjustments to the June 30, 2023 Foundation funding for the District were recorded as a payable on the financial statements.

NOTE 16 - SET-ASIDES

The District is required by State law to annually set-aside certain general fund revenue amounts, as defined by statutory formula, for the acquisition and construction of capital improvements. Amounts not spent by the end of the fiscal year or offset by similarly restricted resources received during the year must be held in cash at fiscal year-end. This amount must be carried forward to be used for the same purpose in future years. Expenditures exceeding the set-aside requirement may not be carried forward to the next fiscal year.

The following cash-basis information describes the change in the fiscal year-end set-aside amount for capital improvements. Disclosure of this information is required by State statute.

	<u>Capital Improvements</u>
Set-aside balance June 30, 2022	\$ -
Current year set-aside requirement	109,409
Current year offsets	<u>(1,000,000)</u>
Total	<u>\$ (890,591)</u>
Set-aside balance June 30, 2023	<u>\$ -</u>

**LUCAS LOCAL SCHOOL DISTRICT
RICHLAND COUNTY, OHIO**

NOTES TO THE BASIC FINANCIAL STATEMENTS
FOR THE FISCAL YEAR ENDED JUNE 30, 2023

NOTE 17 - OTHER COMMITMENTS

The District utilizes encumbrance accounting as part of its budgetary controls. Encumbrances outstanding at year end may be reported as part of restricted, committed, or assigned classifications of fund balance. At year end, the District's commitments for encumbrances in the governmental funds were as follows:

<u>Fund</u>	<u>Year-End Encumbrances</u>
General fund	\$ 103,311
Nonmajor governmental funds	<u>41,303</u>
Total	<u>\$ 144,614</u>

REQUIRED SUPPLEMENTARY INFORMATION

**LUCAS LOCAL SCHOOL DISTRICT
RICHLAND COUNTY, OHIO**

SCHEDULES OF REQUIRED SUPPLEMENTARY INFORMATION

SCHEDULE OF THE DISTRICT'S PROPORTIONATE SHARE OF
THE NET PENSION LIABILITY
SCHOOL EMPLOYEES RETIREMENT SYSTEM (SERS) OF OHIO

LAST TEN FISCAL YEARS

	<u>2023</u>	<u>2022</u>	<u>2021</u>	<u>2020</u>
District's proportion of the net pension liability	0.02839670%	0.03170990%	0.02709440%	0.02691750%
District's proportionate share of the net pension liability	\$ 1,535,914	\$ 1,170,003	\$ 1,792,081	\$ 1,610,521
District's covered payroll	\$ 981,607	\$ 1,204,579	\$ 1,057,757	\$ 902,356
District's proportionate share of the net pension liability as a percentage of its covered payroll	156.47%	97.13%	169.42%	178.48%
Plan fiduciary net position as a percentage of the total pension liability	75.82%	82.86%	68.55%	70.85%

Amounts presented for each fiscal year were determined as of the District's measurement date which is the prior year-end.

SEE ACCOMPANYING NOTES TO THE REQUIRED SUPPLEMENTARY INFORMATION

<u>2019</u>	<u>2018</u>	<u>2017</u>	<u>2016</u>	<u>2015</u>	<u>2014</u>
0.03013660%	0.03022100%	0.03253080%	0.03290340%	0.03281900%	0.03281900%
\$ 1,725,979	\$ 1,805,638	\$ 2,380,954	\$ 1,877,500	\$ 1,660,951	\$ 1,951,641
\$ 941,674	\$ 1,025,079	\$ 1,026,114	\$ 990,561	\$ 953,658	\$ 932,514
183.29%	176.15%	232.04%	189.54%	174.17%	209.29%
71.36%	69.50%	62.98%	69.16%	71.70%	65.52%

**LUCAS LOCAL SCHOOL DISTRICT
RICHLAND COUNTY, OHIO**

SCHEDULES OF REQUIRED SUPPLEMENTARY INFORMATION

SCHEDULE OF THE DISTRICT'S PROPORTIONATE SHARE OF
THE NET PENSION LIABILITY
STATE TEACHERS RETIREMENT SYSTEM (STRS) OF OHIO

LAST TEN FISCAL YEARS

	<u>2023</u>	<u>2022</u>	<u>2021</u>	<u>2020</u>
District's proportion of the net pension liability	0.019753890%	0.020682228%	0.02070959%	0.02085230%
District's proportionate share of the net pension liability	\$ 4,391,315	\$ 2,644,409	\$ 5,010,984	\$ 4,611,361
District's covered payroll	\$ 2,457,814	\$ 2,612,021	\$ 2,515,521	\$ 2,421,093
District's proportionate share of the net pension liability as a percentage of its covered payroll	178.67%	101.24%	199.20%	190.47%
Plan fiduciary net position as a percentage of the total pension liability	78.88%	87.78%	75.48%	77.40%

Amounts presented for each fiscal year were determined as of the District's measurement date which is the prior year-end.

SEE ACCOMPANYING NOTES TO THE REQUIRED SUPPLEMENTARY INFORMATION

2019	2018	2017	2016	2015	2014
0.02165236%	0.02196106%	0.02092322%	0.02215860%	0.02167936%	0.02167936%
\$ 4,760,868	\$ 5,216,897	\$ 7,003,632	\$ 6,123,989	\$ 5,273,171	\$ 6,281,366
\$ 2,577,093	\$ 2,407,943	\$ 2,342,671	\$ 2,332,793	\$ 2,215,031	\$ 2,274,492
184.74%	216.65%	298.96%	262.52%	238.06%	276.17%
77.31%	75.30%	66.80%	72.10%	74.70%	69.30%

**LUCAS LOCAL SCHOOL DISTRICT
RICHLAND COUNTY, OHIO**

SCHEDULES OF REQUIRED SUPPLEMENTARY INFORMATION

SCHEDULE OF DISTRICT PENSION CONTRIBUTIONS
SCHOOL EMPLOYEES RETIREMENT SYSTEM (SERS) OF OHIO

LAST TEN FISCAL YEARS

	<u>2023</u>	<u>2022</u>	<u>2021</u>	<u>2020</u>
Contractually required contribution	\$ 157,778	\$ 137,425	\$ 168,641	\$ 148,086
Contributions in relation to the contractually required contribution	<u>(157,778)</u>	<u>(137,425)</u>	<u>(168,641)</u>	<u>(148,086)</u>
Contribution deficiency (excess)	<u>\$ -</u>	<u>\$ -</u>	<u>\$ -</u>	<u>\$ -</u>
District's covered payroll	\$ 1,126,986	\$ 981,607	\$ 1,204,579	\$ 1,057,757
Contributions as a percentage of covered payroll	14.00%	14.00%	14.00%	14.00%

SEE ACCOMPANYING NOTES TO THE REQUIRED SUPPLEMENTARY INFORMATION

<u>2019</u>	<u>2018</u>	<u>2017</u>	<u>2016</u>	<u>2015</u>	<u>2014</u>
\$ 121,818	\$ 127,126	\$ 143,511	\$ 143,656	\$ 130,556	\$ 132,177
<u>(121,818)</u>	<u>(127,126)</u>	<u>(143,511)</u>	<u>(143,656)</u>	<u>(130,556)</u>	<u>(132,177)</u>
<u>\$ -</u>	<u>\$ -</u>	<u>\$ -</u>	<u>\$ -</u>	<u>\$ -</u>	<u>\$ -</u>
\$ 902,356	\$ 941,674	\$ 1,025,079	\$ 1,026,114	\$ 990,561	\$ 953,658
13.50%	13.50%	14.00%	14.00%	13.18%	13.86%

**LUCAS LOCAL SCHOOL DISTRICT
RICHLAND COUNTY, OHIO**

SCHEDULES OF REQUIRED SUPPLEMENTARY INFORMATION

SCHEDULE OF DISTRICT PENSION CONTRIBUTIONS
STATE TEACHERS RETIREMENT SYSTEM (STRS) OF OHIO

LAST TEN FISCAL YEARS

	<u>2023</u>	<u>2022</u>	<u>2021</u>	<u>2020</u>
Contractually required contribution	\$ 396,521	\$ 344,094	\$ 365,683	\$ 352,173
Contributions in relation to the contractually required contribution	<u>(396,521)</u>	<u>(344,094)</u>	<u>(365,683)</u>	<u>(352,173)</u>
Contribution deficiency (excess)	<u>\$ -</u>	<u>\$ -</u>	<u>\$ -</u>	<u>\$ -</u>
District's covered payroll	\$ 2,832,293	\$ 2,457,814	\$ 2,612,021	\$ 2,515,521
Contributions as a percentage of covered payroll	14.00%	14.00%	14.00%	14.00%

SEE ACCOMPANYING NOTES TO THE REQUIRED SUPPLEMENTARY INFORMATION

2019	2018	2017	2016	2015	2014
\$ 338,953	\$ 360,793	\$ 337,112	\$ 327,974	\$ 326,591	\$ 287,954
<u>(338,953)</u>	<u>(360,793)</u>	<u>(337,112)</u>	<u>(327,974)</u>	<u>(326,591)</u>	<u>(287,954)</u>
<u>\$ -</u>	<u>\$ -</u>	<u>\$ -</u>	<u>\$ -</u>	<u>\$ -</u>	<u>\$ -</u>
\$ 2,421,093	\$ 2,577,093	\$ 2,407,943	\$ 2,342,671	\$ 2,332,793	\$ 2,215,031
14.00%	14.00%	14.00%	14.00%	14.00%	13.00%

**LUCAS LOCAL SCHOOL DISTRICT
RICHLAND COUNTY, OHIO**

SCHEDULES OF REQUIRED SUPPLEMENTARY INFORMATION

SCHEDULE OF THE DISTRICT'S PROPORTIONATE SHARE OF
THE NET OPEB LIABILITY
SCHOOL EMPLOYEES RETIREMENT SYSTEM (SERS) OF OHIO

LAST SEVEN FISCAL YEARS

	<u>2023</u>	<u>2022</u>	<u>2021</u>	<u>2020</u>
District's proportion of the net OPEB liability	0.02878880%	0.03238170%	0.02820780%	0.02740560%
District's proportionate share of the net OPEB liability	\$ 404,198	\$ 612,850	\$ 613,048	\$ 689,193
District's covered payroll	\$ 981,607	\$ 1,204,579	\$ 1,057,757	\$ 902,356
District's proportionate share of the net OPEB liability as a percentage of its covered payroll	41.18%	50.88%	57.96%	76.38%
Plan fiduciary net position as a percentage of the total OPEB liability	30.34%	24.08%	18.17%	15.57%

Note: Information prior to 2017 was unavailable. Schedule is intended to show information for 10 years. Additional years will be displayed as they become available.

Amounts presented for each fiscal year were determined as of the District's measurement date which is the prior year-end.

SEE ACCOMPANYING NOTES TO THE REQUIRED SUPPLEMENTARY INFORMATION

<u>2019</u>	<u>2018</u>	<u>2017</u>
0.03020520%	0.03040690%	0.03271910%
\$ 837,974	\$ 816,041	\$ 932,615
\$ 941,674	\$ 1,025,079	\$ 1,026,114
88.99%	79.61%	90.89%
13.57%	12.46%	11.49%

**LUCAS LOCAL SCHOOL DISTRICT
RICHLAND COUNTY, OHIO**

SCHEDULES OF REQUIRED SUPPLEMENTARY INFORMATION

SCHEDULE OF THE DISTRICT'S PROPORTIONATE SHARE OF
THE NET OPEB LIABILITY/ASSET
STATE TEACHERS RETIREMENT SYSTEM (STRS) OF OHIO

LAST SEVEN FISCAL YEARS

	<u>2023</u>	<u>2022</u>	<u>2021</u>	<u>2020</u>
District's proportion of the net OPEB liability/asset	0.019753890%	0.020682228%	0.02070959%	0.02085230%
District's proportionate share of the net OPEB liability/(asset)	\$ (511,494)	\$ (436,068)	\$ (363,971)	\$ (345,364)
District's covered payroll	\$ 2,457,814	\$ 2,612,021	\$ 2,515,521	\$ 2,421,093
District's proportionate share of the net OPEB liability/asset as a percentage of its covered payroll	20.81%	16.69%	14.47%	14.26%
Plan fiduciary net position as a percentage of the total OPEB liability/asset	230.73%	174.73%	182.10%	174.70%

Note: Information prior to 2017 was unavailable. Schedule is intended to show information for 10 years. Additional years will be displayed as they become available.

Amounts presented for each fiscal year were determined as of the District's measurement date which is the prior year-end.

SEE ACCOMPANYING NOTES TO THE REQUIRED SUPPLEMENTARY INFORMATION

<u>2019</u>	<u>2018</u>	<u>2017</u>
0.02165236%	0.02196106%	0.02092322%
\$ (347,931)	\$ 856,840	\$ 1,118,979
\$ 2,577,093	\$ 2,407,943	\$ 2,342,671
13.50%	35.58%	47.77%
176.00%	47.10%	37.30%

**LUCAS LOCAL SCHOOL DISTRICT
RICHLAND COUNTY, OHIO**

SCHEDULES OF REQUIRED SUPPLEMENTARY INFORMATION

SCHEDULE OF DISTRICT OPEB CONTRIBUTIONS
SCHOOL EMPLOYEES RETIREMENT SYSTEM (SERS) OF OHIO

LAST TEN FISCAL YEARS

	<u>2023</u>	<u>2022</u>	<u>2021</u>	<u>2020</u>
Contractually required contribution	\$ 20,063	\$ 17,537	\$ 19,347	\$ 18,556
Contributions in relation to the contractually required contribution	<u>(20,063)</u>	<u>(17,537)</u>	<u>(19,347)</u>	<u>(18,556)</u>
Contribution deficiency (excess)	<u>\$ -</u>	<u>\$ -</u>	<u>\$ -</u>	<u>\$ -</u>
District's covered payroll	\$ 1,126,986	\$ 981,607	\$ 1,204,579	\$ 1,057,757
Contributions as a percentage of covered payroll	1.78%	1.79%	1.61%	1.75%

SEE ACCOMPANYING NOTES TO THE REQUIRED SUPPLEMENTARY INFORMATION

<u>2019</u>	<u>2018</u>	<u>2017</u>	<u>2016</u>	<u>2015</u>	<u>2014</u>
\$ 20,398	\$ 19,390	\$ 15,368	\$ 15,495	\$ 24,151	\$ 16,617
<u>(20,398)</u>	<u>(19,390)</u>	<u>(15,368)</u>	<u>(15,495)</u>	<u>(24,151)</u>	<u>(16,617)</u>
<u>\$ -</u>	<u>\$ -</u>	<u>\$ -</u>	<u>\$ -</u>	<u>\$ -</u>	<u>\$ -</u>
\$ 902,356	\$ 941,674	\$ 1,025,079	\$ 1,026,114	\$ 990,561	\$ 953,658
2.26%	2.06%	1.50%	1.51%	2.44%	1.74%

**LUCAS LOCAL SCHOOL DISTRICT
RICHLAND COUNTY, OHIO**

SCHEDULES OF REQUIRED SUPPLEMENTARY INFORMATION

SCHEDULE OF DISTRICT OPEB CONTRIBUTIONS
STATE TEACHERS RETIREMENT SYSTEM (STRS) OF OHIO

LAST TEN FISCAL YEARS

	<u>2023</u>	<u>2022</u>	<u>2021</u>	<u>2020</u>
Contractually required contribution	\$ -	\$ -	\$ -	\$ -
Contributions in relation to the contractually required contribution	<u>-</u>	<u>-</u>	<u>-</u>	<u>-</u>
Contribution deficiency (excess)	<u>\$ -</u>	<u>\$ -</u>	<u>\$ -</u>	<u>\$ -</u>
District's covered payroll	\$ 2,832,293	\$ 2,457,814	\$ 2,612,021	\$ 2,515,521
Contributions as a percentage of covered payroll	0.00%	0.00%	0.00%	0.00%

SEE ACCOMPANYING NOTES TO THE REQUIRED SUPPLEMENTARY INFORMATION

<u>2019</u>	<u>2018</u>	<u>2017</u>	<u>2016</u>	<u>2015</u>	<u>2014</u>
\$ -	\$ -	\$ -	\$ -	\$ -	\$ 22,645
-	-	-	-	-	(22,645)
<u>\$ -</u>	<u>\$ -</u>	<u>\$ -</u>	<u>\$ -</u>	<u>\$ -</u>	<u>\$ -</u>
\$ 2,421,093	\$ 2,577,093	\$ 2,407,943	\$ 2,342,671	\$ 2,332,793	\$ 2,215,031
0.00%	0.00%	0.00%	0.00%	0.00%	1.00%

**LUCAS LOCAL SCHOOL DISTRICT
RICHLAND COUNTY, OHIO**

NOTES TO THE REQUIRED SUPPLEMENTARY INFORMATION
FOR THE FISCAL YEAR ENDED JUNE 30, 2023

PENSION

SCHOOL EMPLOYEES RETIREMENT SYSTEM (SERS) OF OHIO

Changes in benefit terms :

- There were no changes in benefit terms from the amounts reported for fiscal year 2014.
- There were no changes in benefit terms from the amounts reported for fiscal year 2015.
- There were no changes in benefit terms from the amounts reported for fiscal year 2016.
- There were no changes in benefit terms from the amounts reported for fiscal year 2017.
- For fiscal year 2018, SERS changed from a fixed 3% annual increase to a Cost of Living Adjustment (COLA) based on the changes in the Consumer Price Index (CPI-W), with a cap of 2.5% and a floor of 0%.
- For fiscal year 2019, with the authority granted the Board under Senate Bill 8, the Board has enacted a three year COLA delay for future benefit recipients commencing benefits on or after April 1, 2018.
- There were no changes in benefit terms from the amounts previously reported for fiscal year 2020.
- There were no changes in benefit terms from the amounts previously reported for fiscal year 2021.
- For fiscal year 2022, SERS changed from a Cost of Living Adjustment (COLA) of 2.5% to 2.0%.
- There were no changes in benefit terms from the amounts reported for fiscal year 2023.

Changes in assumptions :

- There were no changes in methods and assumptions used in the calculation of actuarial determined contributions for fiscal year 2014.
- There were no changes in methods and assumptions used in the calculation of actuarial determined contributions for fiscal year 2015.
- There were no changes in methods and assumptions used in the calculation of actuarial determined contributions for fiscal year 2016.
- For fiscal year 2017, the following changes of assumptions affected the total pension liability since the prior measurement date: (a) the assumed rate of inflation was reduced from 3.25% to 3.00%, (b) payroll growth assumption was reduced from 4.00% to 3.50%, (c) assumed real wage growth was reduced from 0.75% to 0.50%, (d) rates of withdrawal, retirement and disability were updated to reflect recent experience, (e) mortality among active members was updated to RP-2014 Blue Collar Mortality Table with fully generational projection and a five year age set-back for both males and females, (f) mortality among service retired members and beneficiaries was updated to the following RP-2014 Blue Collar Mortality Table with fully generational projection with Scale BB, 120% of male rates and 110% of female rates, (g) mortality among disabled members was updated to RP-2000 Disabled Mortality Table, 90% for male rates and 100% for female rates, set back five years is used for the period after disability retirement and (h) the discount rate was reduced from 7.75% to 7.50%.
- There were no changes in methods and assumptions used in the calculation of actuarial determined contributions for fiscal year 2018.
- There were no changes in methods and assumptions used in the calculation of actuarial determined contributions for fiscal year 2019.
- There were no changes in methods and assumptions used in the calculation of actuarial determined contributions for fiscal year 2020.
- There were no changes in methods and assumptions used in the calculation of actuarial determined contributions for fiscal year 2021.
- For fiscal year 2022, the following changes of assumptions affected the total pension liability since the prior measurement date: (a) wage inflation decreased from 3.00% to 2.40%, (b) future salary increases changed from 3.50%-18.20% to 3.25%-13.58%, (c) investment rate of return decreased from 7.50% to 7.00%, (d) discount rate decreased from 7.50% to 7.00% and (e) mortality tables changed from the RP-2014 Blue Collar mortality table to the PUB-2010 General Employee Amount Weighted Below Median Healthy Retiree mortality table.
- There were no changes in methods and assumptions used in the calculation of actuarial determined contributions for fiscal year 2023.

(Continued)

LUCAS LOCAL SCHOOL DISTRICT
RICHLAND COUNTY, OHIO

NOTES TO THE REQUIRED SUPPLEMENTARY INFORMATION (CONTINUED)
FOR THE FISCAL YEAR ENDED JUNE 30, 2023

PENSION (CONTINUED)

STATE TEACHERS RETIREMENT SYSTEM (STRS) OF OHIO

Changes in benefit terms :

- There were no changes in benefit terms from the amounts reported for fiscal year 2014.
- There were no changes in benefit terms from the amounts reported for fiscal year 2015.
- There were no changes in benefit terms from the amounts reported for fiscal year 2016.
- There were no changes in benefit terms from the amounts reported for fiscal year 2017.
- For fiscal year 2018, STRS decreased the Cost of Living Adjustment (COLA) to zero.
- There were no changes in benefit terms from amounts previously reported for fiscal year 2019.
- There were no changes in benefit terms from amounts previously reported for fiscal year 2020.
- There were no changes in benefit terms from amounts previously reported for fiscal year 2021.
- There were no changes in benefit terms from amounts previously reported for fiscal year 2022.
- There were no changes in benefit terms from amounts previously reported for fiscal year 2023.

Changes in assumptions :

- There were no changes in methods and assumptions used in the calculation of actuarial determined contributions for fiscal year 2014.
- There were no changes in methods and assumptions used in the calculation of actuarial determined contributions for fiscal year 2015.
- There were no changes in methods and assumptions used in the calculation of actuarial determined contributions for fiscal year 2016.
- There were no changes in methods and assumptions used in the calculation of actuarial determined contributions for fiscal year 2017.
- For fiscal year 2018, the following changes of assumption affected the total pension liability since the prior measurement date: (a) the long-term expected rate of return was reduced from 7.75% to 7.45%, (b) the inflation assumption was lowered from 2.75% to 2.50%, (c) the payroll growth assumption was lowered to 3.00%, (d) total salary increases rate was lowered by decreasing the merit component of the individual salary increases, in addition to a decrease of 0.25% due to lower inflation, (e) the healthy and disabled mortality assumptions were updated to the RP-2014 mortality tables with generational improvement scale MP-2016 and (f) rates of retirement, termination and disability were modified to better reflect anticipated future experience.
- There were no changes in methods and assumptions used in the calculation of actuarial determined contributions for fiscal year 2019.
- There were no changes in methods and assumptions used in the calculation of actuarial determined contributions for fiscal year 2020.
- There were no changes in methods and assumptions used in the calculation of actuarial determined contributions for fiscal year 2021.
- For fiscal year 2022, the following changes of assumption affected the total pension liability since the prior measurement date: (a) the long-term expected rate of return was reduced from 7.45% to 7.00% and (b) the discount rate of return was reduced from 7.45% to 7.00%.
- For fiscal year 2023, the following changes of assumption affected the total pension liability since the prior measurement date: (a) the projected salary increases went from 12.50% at age 20 to 2.50% at age 65 to varies by service from 2.50% to 8.50%.

OTHER POSTEMPLOYMENT BENEFITS (OPEB)

SCHOOL EMPLOYEES RETIREMENT SYSTEM (SERS) OF OHIO

Changes in benefit terms :

- There were no changes in benefit terms from the amounts reported for fiscal year 2017.
- There were no changes in benefit terms from the amounts reported for fiscal year 2018.
- There were no changes in benefit terms from the amounts reported for fiscal year 2019.
- There were no changes in benefit terms from the amounts reported for fiscal year 2020.
- There were no changes in benefit terms from the amounts reported for fiscal year 2021.
- There were no changes in benefit terms from the amounts reported for fiscal year 2022.
- There were no changes in benefit terms from the amounts reported for fiscal year 2023.

(Continued)

**LUCAS LOCAL SCHOOL DISTRICT
RICHLAND COUNTY, OHIO**

NOTES TO THE REQUIRED SUPPLEMENTARY INFORMATION (CONTINUED)
FOR THE FISCAL YEAR ENDED JUNE 30, 2023

OTHER POSTEMPLOYMENT BENEFITS (OPEB) (CONTINUED)

SCHOOL EMPLOYEES RETIREMENT SYSTEM (SERS) OF OHIO (CONTINUED)

Changes in assumptions :

- For fiscal year 2017, the following changes of assumptions affected the total OPEB liability since the prior measurement date: (a) assumed rate of inflation was reduced from 3.25% to 3.00%, (b) payroll growth assumption was reduced from 4.00% to 3.50%, (c) assumed real wage growth was reduced from 0.75% to 0.50%, (d) rates of withdrawal, retirement, and disability were updated to reflect recent experience, (e) mortality among active members was updated to the following: RP-2014 Blue Collar Mortality Table with fully generational projection and a five-year age set-back for both males and females, (f) mortality among service retired members and beneficiaries was updated to the following: RP-2014 Blue Collar Mortality Table with fully generational projection with Scale BB, 120% of male rates, and 110% of female rates, (g) mortality among disabled members was updated to the following: RP-2000 Disabled Mortality Table, 90% for male rates and 100% for female rates, set back five years is used for the period after disability retirement.
- For fiscal year 2018, the following changes of assumptions affected the total OPEB liability since the prior measurement date: (a) assumed rate of inflation was reduced from 3.25% to 3.00%, (b) payroll growth assumption was reduced from 4.00% to 3.50%, (c) assumed real wage growth was reduced from 0.75% to 0.50%, (d) rates of withdrawal, retirement, and disability were updated to reflect recent experience, (e) mortality among active members was updated to the following: RP-2014 Blue Collar Mortality Table with fully generational projection and a five-year age set-back for both males and females, (f) mortality among service retired members and beneficiaries was updated to the following: RP-2014 Blue Collar Mortality Table with fully generational projection with Scale BB, 120% of male rates, and 110% of female rates, (g) mortality among disabled members was updated to the following: RP-2000 Disabled Mortality Table, 90% for male rates and 100% for female rates, set back five years is used for the period after disability retirement, (h) the municipal bond index rate increased from 2.92% to 3.56% and (i) the single equivalent interest rate, net of plan investment expense, including price inflation increased from 2.98% to 3.63%.
- For fiscal year 2019, the following changes of assumptions affected the total OPEB liability since the prior measurement date: (a) the discount rate increased from 3.63% to 3.70%, (b) the health care cost trend rates for Medicare were changed from a range of 5.50%-5.00% to a range of 5.375%-4.75% and Pre-Medicare were changed from a range of 7.50%-5.00% to a range of 7.25%-4.75%, (c) the municipal bond index rate increased from 3.56% to 3.62% and (d) the single equivalent interest rate, net of plan investment expense, including price inflation increased from 3.63% to 3.70%.
- For fiscal year 2020, the following changes of assumptions affected the total OPEB liability since the prior measurement date: (a) the discount rate decreased from 3.70% to 3.22%, (b) the health care cost trend rates for Medicare were changed from a range of 5.375%-4.75% to a range of 5.25%-4.75% and Pre-Medicare were changed from a range of 7.25%-4.75% to a range of 7.00%-4.75%, (c) the municipal bond index rate decreased from 3.62% to 3.13% and (d) the single equivalent interest rate, net of plan investment expense, including price inflation decreased from 3.70% to 3.22%.
- For fiscal year 2021, the following changes of assumptions affected the total OPEB liability since the prior measurement date: (a) the discount rate decreased from 3.22% to 2.63% and (b) the municipal bond index rate decreased from 3.13% to 2.45%, and (c) the single equivalent interest rate, net of plan investment expense, including price inflation decreased from 3.22% to 2.63%.
- For fiscal year 2022, the following changes of assumptions affected the total OPEB liability since the prior measurement date: (a) wage inflation decreased from 3.00% to 2.40%, (b) future salary increases changed from 3.50%-18.20% to 3.25%-13.58%, (c) investment rate of return decreased from 7.50% to 7.00%, (d) discount rate decreased from 7.50% to 7.00% and (e) mortality tables changed from the RP-2014 Blue Collar mortality table to the PUB-2010 General Employee Amount Weighted Below Median Healthy Retiree mortality table.
- For fiscal year 2023, the following changes of assumptions affected the total OPEB liability since the prior measurement date: (a) municipal bond index rate went from 1.92% to 3.69%, (b) single equivalent interest rate when from 2.27% to 4.08% and (c) medical trend assumptions went from 5.125% to 4.40% Medicare and 6.75% to 4.40% Pre-Medicare to 7.00% to 4.40%.

(Continued)

**LUCAS LOCAL SCHOOL DISTRICT
RICHLAND COUNTY, OHIO**

NOTES TO THE REQUIRED SUPPLEMENTARY INFORMATION (CONTINUED)
FOR THE FISCAL YEAR ENDED JUNE 30, 2023

OTHER POSTEMPLOYMENT BENEFITS (OPEB) (CONTINUED)

STATE TEACHERS RETIREMENT SYSTEM (STRS) OF OHIO

Changes in benefit terms :

- There were no changes in benefit terms from the amounts previously reported for fiscal year 2017.
- For fiscal year 2018, STRS reduced the subsidy multiplier for non-Medicare benefit recipients from 2.1% to 1.9% per year of service. Medicare Part B premium reimbursements were discontinued for certain survivors and beneficiaries and all remaining Medicare Part B premium reimbursements will be discontinued beginning January 2019.
- For fiscal year 2019, STRS increased the subsidy multiplier for non-Medicare benefit recipients from 1.9% to 1.944% per year of service effective January 1, 2019. The non-Medicare frozen subsidy base premium was increased January 1, 2019 and all remaining Medicare Part B premium reimbursements will be discontinued beginning January 1, 2020.
- For fiscal year 2020, STRS increased the subsidy percentage from 1.944% to 1.984% effective January 1, 2020. The Medicare subsidy percentages were adjusted effective January 1, 2021 to 2.1% for the Medicare plan. The Medicare Part B monthly reimbursement elimination date was postponed to January 1, 2021.
- For fiscal year 2021, the non-Medicare subsidy percentage was increased effective January 1, 2021 from 1.984% to 2.055% per year of service. The non-Medicare frozen subsidy base premium was increased effective January 1, 2021. The Medicare subsidy percentages were adjusted effective January 1, 2021 to 2.1% for the AMA Medicare plan. The Medicare Part B monthly reimbursement elimination date was postponed indefinitely.
- For fiscal year 2022, the non-Medicare subsidy percentage was increased effective January 1, 2022 from 2.055% to 2.100%. The non-Medicare frozen subsidy base premium was increased effective January 1, 2022. The Medicare Part D subsidy was updated to reflect it is expected to be negative in CY2022. The Part B monthly reimbursement elimination date was postponed indefinitely.
- There were no changes in benefit terms from the amounts previously reported for fiscal year 2023.

Changes in assumptions :

- There were no changes in methods and assumptions used in the calculation of actuarial determined contributions for fiscal year 2017.
- For fiscal year 2018, the following changes of assumptions affected the total OPEB liability since the prior measurement date: (a) the discount rate was increased from 3.26% to 4.13% based on the methodology defined under GASB Statement No. 74, Financial Reporting for Postemployment Benefit Plans Other Than Pension Plans (OPEB), (b) the long term expected rate of return was reduced from 7.75% to 7.45%, (c) valuation year per capita health care costs were updated, and the salary scale was modified, (d) the percentage of future retirees electing each option was updated based on current data and the percentage of future disabled retirees and terminated vested participants electing health coverage were decreased and (e) the assumed mortality, disability, retirement, withdrawal and future health care cost trend rates were modified along with the portion of rebated prescription drug costs.
- For fiscal year 2019, the following changes of assumptions affected the total OPEB liability/asset since the prior measurement date: (a) the discount rate was increased from the blended rate of 4.13% to the long-term expected rate of return of 7.45% based on the methodology defined under GASB Statement No. 74, Financial Reporting for Postemployment Benefit Plans Other Than Pension Plans (OPEB) and (b) decrease in health care cost trend rates from 6.00%-11.00% initial; 4.50% ultimate down to Medical Pre-Medicare 6.00% and Medicare 5.00% initial; 4.00% ultimate and Prescription Drug Pre-Medicare 8.00% and Medicare (5.23%) initial; 4.00% ultimate.
- For fiscal year 2020, health care cost trend rates were changed to the following: medical pre-Medicare from 6.00% initial - 4.00% ultimate down to 5.87% initial - 4.00% ultimate; medical Medicare from 5.00% initial - 4.00% ultimate down to 4.93% initial - 4.00% ultimate; prescription drug pre-Medicare from 8.00% initial - 4.00% ultimate down to 7.73% initial - 4.00% ultimate and (5.23%) initial - 4.00% ultimate up to 9.62% initial - 4.00% ultimate.

(Continued)

**LUCAS LOCAL SCHOOL DISTRICT
RICHLAND COUNTY, OHIO**

NOTES TO THE REQUIRED SUPPLEMENTARY INFORMATION (CONTINUED)
FOR THE FISCAL YEAR ENDED JUNE 30, 2023

OTHER POSTEMPLOYMENT BENEFITS (OPEB) (CONTINUED)

STATE TEACHERS RETIREMENT SYSTEM (STRS) OF OHIO (CONTINUED)

Changes in assumptions (continued) :

- For fiscal year 2021, health care cost trend rates were changed to the following: medical pre-Medicare from 5.87% initial - 4.00% ultimate down to 5.00% initial - 4.00% ultimate; medical Medicare from 4.93% initial - 4.00% ultimate down to -6.69% initial - 4.00% ultimate; prescription drug pre-Medicare from 7.73% initial - 4.00% ultimate down to 6.50% initial - 4.00% ultimate; prescription drug Medicare from 9.62% initial - 4.00% ultimate up to 11.87% initial - 4.00% ultimate.
- For fiscal year 2022, the following changes of assumption affected the total OPEB liability since the prior measurement date: (a) the long-term expected rate of return was reduced from 7.45% to 7.00%, (b) the discount rate of return was reduced from 7.45% to 7.00% and (c) health care cost trend rates were changed to the following: medical Medicare from -6.69% initial - 4.00% ultimate down to -16.18% initial - 4.00% ultimate; prescription drug Medicare from 11.87% initial - 4.00% ultimate up to 29.98% initial - 4.00% ultimate.
- For fiscal year 2023, the following changes of assumption affected the total OPEB liability since the prior measurement date: (a) projected salary increase went from 12.50% at age 20 to 2.50% at age 65 to varies by services from 2.50% to 8.50% and (b) health care cost trend rates were changed to the following: Pre-Medicare from 5.00% initial - 4.00% ultimate to 7.50% initial - 3.94% ultimate; medical Medicare from -16.18% initial - 4.00% ultimate to -68.78% initial - 3.94% ultimate; prescription drug Pre-Medicare from 6.50% initial - 4.00% ultimate to 9.00% initial - 3.94% ultimate; Medicare from 29.98% initial - 4.00% ultimate to -5.47% initial - 3.94% ultimate.

OHIO AUDITOR OF STATE KEITH FABER



65 East State Street
Columbus, Ohio 43215
ContactUs@ohioauditor.gov
800-282-0370

INDEPENDENT AUDITOR'S REPORT ON INTERNAL CONTROL OVER FINANCIAL REPORTING AND ON COMPLIANCE AND OTHER MATTERS REQUIRED BY GOVERNMENT AUDITING STANDARDS

Lucas Local School District
Richland County
84 Lucas North Rd.
Lucas, Ohio 44843

To the Board of Education:

We have audited, in accordance with the auditing standards generally accepted in the United States of America and the standards applicable to financial audits contained in *Government Auditing Standards* issued by the Comptroller General of the United States (*Government Auditing Standards*), the financial statements of the governmental activities, each major fund, and the aggregate remaining fund information of the Lucas Local School District, Richland County, Ohio (the District), as of and for the year ended June 30, 2023, and the related notes to the financial statements, which collectively comprise the District's basic financial statements and have issued our report thereon dated July 30, 2024.

Report on Internal Control Over Financial Reporting

In planning and performing our audit of the financial statements, we considered the District's internal control over financial reporting (internal control) as a basis for designing audit procedures that are appropriate in the circumstances for the purpose of expressing our opinions on the financial statements, but not for the purpose of expressing an opinion on the effectiveness of the District's internal control. Accordingly, we do not express an opinion on the effectiveness of the District's internal control.

A *deficiency in internal control* exists when the design or operation of a control does not allow management or employees, in the normal course of performing their assigned functions, to prevent, or detect and correct misstatements on a timely basis. A *material weakness* is a deficiency, or a combination of deficiencies, in internal control, such that there is a reasonable possibility that a material misstatement of the District's financial statements will not be prevented, or detected and corrected, on a timely basis. A *significant deficiency* is a deficiency, or a combination of deficiencies, in internal control that is less severe than a material weakness, yet important enough to merit attention by those charged with governance.

Our consideration of internal control was for the limited purpose described in the first paragraph of this section and was not designed to identify all deficiencies in internal control that might be material weaknesses or significant deficiencies. Given these limitations, during our audit we did not identify any deficiencies in internal control that we consider to be material weaknesses. However, material weaknesses or significant deficiencies may exist that were not identified.

Report on Compliance and Other Matters

As part of obtaining reasonable assurance about whether the District's financial statements are free from material misstatement, we performed tests of its compliance with certain provisions of laws, regulations, contracts, and grant agreements, noncompliance with which could have a direct and material effect on the financial statements. However, providing an opinion on compliance with those provisions was not an objective of our audit and accordingly, we do not express such an opinion. The results of our tests disclosed no instances of noncompliance or other matters that are required to be reported under *Government Auditing Standards*.

Purpose of This Report

The purpose of this report is solely to describe the scope of our testing of internal control and compliance and the results of that testing, and not to provide an opinion on the effectiveness of the District's internal control or on compliance. This report is an integral part of an audit performed in accordance with *Government Auditing Standards* in considering the District's internal control and compliance. Accordingly, this communication is not suitable for any other purpose.



Keith Faber
Auditor of State
Columbus, Ohio

July 30, 2024

OHIO AUDITOR OF STATE KEITH FABER



LUCAS LOCAL SCHOOL DISTRICT

RICHLAND COUNTY

AUDITOR OF STATE OF OHIO CERTIFICATION

This is a true and correct copy of the report, which is required to be filed pursuant to Section 117.26, Revised Code, and which is filed in the Office of the Ohio Auditor of State in Columbus, Ohio.



Certified for Release 8/20/2024

65 East State Street, Columbus, Ohio 43215
Phone: 614-466-4514 or 800-282-0370

This report is a matter of public record and is available online at
www.ohioauditor.gov