

JIM PETRO
AUDITOR OF STATE

STATE OF OHIO

TABLE OF CONTENTS

TITLE	PAGE
Report of Independent Accountants	Under Separate Cover
Comprehensive Annual Financial Report	Under Separate Cover
Schedule of Federal Awards Expenditures	1
Notes to the Schedule of Federal Awards Expenditures	3
Report of Independent Accountants on Compliance and on Internal Control Required by <i>Government Auditing Standards</i>	5
Report of Independent Accountants on Compliance with Requirements Applicable to Each Major Federal Program and Internal Control over Compliance in Accordance with OMB Circular A-133	7
Schedule of Findings	9

THIS PAGE LEFT BLANK INTENTIONALLY

**SCHEDULE OF FEDERAL AWARDS EXPENDITURES
FOR THE YEAR ENDED JUNE 30, 1999**

<u>FEDERAL GRANTOR/ Pass Through Grantor Program Title</u>	<u>Pass Through Entity Number</u>	<u>Federal CFDA Number</u>	<u>Receipts</u>	<u>Non-Cash Receipts</u>	<u>Disbursements</u>	<u>Non-Cash Disbursements</u>
<u>U.S. DEPARTMENT OF DEFENSE</u>						
Troops to Teachers	n/a	12.xxx	\$39,976	-	\$14,976	-
<u>U.S. DEPARTMENT OF AGRICULTURE</u>						
<i>Passed Through Ohio Department of Education:</i>						
Food Distribution Program	n/a	10.550	-	\$141,695	-	\$161,493
Child Nutrition Cluster:						
National School Breakfast Program	044107-05-PU-98	10.553	52,350	-	52,350	-
	044107-05-PU-99		270,760	-	270,760	-
Total National School Breakfast Program			323,110	-	323,110	-
National School Lunch Program	044107-03-PU-98	10.555	25,814	-	25,814	-
	044107-03-PU-99		146,277	-	146,277	-
	044107-04-PU-98		142,143	-	142,143	-
	044107-04-PU-99		804,186	-	804,186	-
Total National School Lunch Program			1,118,420	-	1,118,420	-
Total Child Nutrition Cluster			1,441,530	-	1,441,530	-
Total U.S. Department of Agriculture			1,441,530	141,695	1,441,530	161,493
<u>U.S. DEPARTMENT OF HEALTH & HUMAN SERVICES</u>						
<i>Passed Through Ohio Department of Education:</i>						
Family Support Act	n/a	93.021	-	-	25,571	-
Jobs Reimbursement Program	044107-JB-S1-97	93.561	11,497	-	137	-
Total U.S. Department of Health & Human Services			11,497	-	25,708	-
<u>U.S. DEPARTMENT OF LABOR</u>						
<i>Passed Through Great Oaks Joint Vocational School:</i>						
School to Work Program	n/a	17.249	6,533	-	4,319	-
<i>Passed Through Miami University:</i>						
School to Work Program	n/a	17.249	6,037	-	10,851	-
<i>Passed Through Ohio Department of Education:</i>						
School to Work Passthru	044107-WK-BE-98	none	2,000	-	1,655	-
Total School to Work Program			14,570	-	16,825	-
Total U.S. Department of Labor			14,570	-	16,825	-
<u>U.S. DEPARTMENT OF EDUCATION</u>						
Telecommunications Act Grant	n/a	none	68,609	-	68,609	-

Passed Through Ohio Department of Education:

Special Education Cluster:

Special Education Grants to States (IDEA Part B)	044107-6B-SF-97P 044107-6B-SF-98P	84.027	132,420 426,776	- -	198,151 351,300	- -
Total Special Education Grants to States			559,196	-	549,451	-
Special Education - Preschool Grant	044107-PG-S1-98P	84.173	14,754	-	22,554	-
Total Special Education Cluster			573,950	-	572,005	-
Adult Education- State Grant Program	044107-AB-S1-98 044107-AB-S1-98C 044107-AB-S1-99	84.002	49,482 52,974 30,000	- - -	49,482 52,195 30,000	- - -
Total Adult Education - State Grant Program			132,456	-	131,677	-
Grants to Local Educational Agencies (ESEA Title I)	044107-C1-S1-98 044107-C1-S1-98C 044107-C1-S1-99 044107-C1-SD-99	84.010	512,000 271,588 1,669,127 71,654	- - - -	893,565 365,706 1,346,841 52,637	- - - -
Total Grants to Local Educational Agencies			2,524,369	-	2,658,749	-
Vocational Education	044107-20-C1-98 044107-20-C1-99	84.048	30,651 180,864	- -	30,651 180,864	- -
Total Vocational Education			211,515	-	211,515	-
Goals 2000	044107-G2-S1-98P 044107-G2-S4-98 044107-G2-S4-98P	84.276	88,500 6,000 3,000	- - -	33,898 5,676 3,000	- - -
Total Goals 2000			97,500	-	42,574	-
Eisenhower Professional Development Grant	044107-MS-S1-98 044107-MS-S1-98C 044107-MS-S1-99	84.281	29,733 11,193 59,506	- - -	43,729 3,254 35,561	- - -
Total Eisenhower Professional Dev. Grant			100,432	-	82,544	-
Innovative Educational Program Strategies	044107-C2-S1-99	84.298	58,225	-	48,643	-
Drug-Free Schools Grant	044107-DR-S1-98 044107-DR-S1-98C 044107-DR-S1-99	84.186	15,961 28,419 151,274	- - -	28,011 8,228 98,532	- - -
Total Drug-Free Schools Grant			195,654	-	134,771	-
Comprehensive School Reform Demo. Grant	044107-RF-S1-99 n/a	84.332	54,386 50,000	- -	- -	- -
Total Comprehensive School Reform Demo. Grant			104,386	-	-	-
Total U.S. Department of Education			4,067,096	-	3,951,087	-
Totals			\$5,574,669	\$141,695	\$5,450,126	\$161,493

The accompanying notes to this schedule are an integral part of this schedule.

**NOTES TO SCHEDULE OF FEDERAL AWARDS EXPENDITURES
JUNE 30, 1999**

NOTE A - SIGNIFICANT ACCOUNTING POLICIES

The accompanying Schedule of Federal Awards Expenditures (the Schedule) summarizes activity of the District's federal award programs. The Schedule has been prepared on the cash basis of accounting.

NOTE B - FOOD DISTRIBUTION

Nonmonetary assistance, such as food received from the U.S. Department of Agriculture, is reported in the Schedule at the fair market value of the commodities received and consumed. Cash receipts from the U.S. Department of Agriculture are commingled with State grants. It is assumed federal monies are expended first. At June 30, 1999, the District had no significant food commodities in inventory.

THIS PAGE LEFT BLANK INTENTIONALLY



STATE OF OHIO
OFFICE OF THE AUDITOR

JIM PETRO, AUDITOR OF STATE

250 West Court Street
Suite 150 E
Cincinnati, Ohio 45202
Telephone 513-361-8550
800-368-7419
Facsimile 513-361-8577
www.auditor.state.oh.us

**REPORT OF INDEPENDENT ACCOUNTANTS ON COMPLIANCE AND ON
INTERNAL CONTROL REQUIRED BY GOVERNMENT AUDITING STANDARDS**

Hamilton City School District
Butler County
332 Dayton Street
P.O. Box 627
Hamilton, Ohio 45012

To the Board of Education:

We have audited the financial statements of Hamilton City School District, Butler County, Ohio (the District), as of and for the fiscal year ended June 30, 1999, and have issued our report thereon dated December 6, 1999. We conducted our audit in accordance with generally accepted auditing standards and the standards applicable to financial audits contained in *Government Auditing Standards*, issued by the Comptroller General of the United States.

Compliance

As part of obtaining reasonable assurance about whether the District's financial statements are free of material misstatement, we performed tests of its compliance with certain provisions of laws, regulations, contracts and grants, noncompliance with which could have a direct and material effect on the determination of financial statement amounts. However, providing an opinion on compliance with those provisions was not an objective of our audit and, accordingly, we do not express such an opinion. The results of our tests disclosed no instances of noncompliance that are required to be reported under *Government Auditing Standards*.

We also noted certain immaterial instances of noncompliance that we have reported to the management of the District in a separate letter dated December 6, 1999.

Internal Control Over Financial Reporting

In planning and performing our audit, we considered the District's internal control over financial reporting in order to determine our auditing procedures for the purpose of expressing our opinion on the financial statements and not to provide assurance on the internal control over financial reporting. However, we noted a matter involving the internal control over financial reporting and its operation that we consider to be a reportable condition. Reportable conditions involve matters coming to our attention relating to significant deficiencies in the design or operation of the internal control over financial reporting that, in our judgment, could adversely affect the District's ability to record, process, summarize and report financial data consistent with the assertions of management in the financial statements. A reportable condition is described in the accompanying schedule of findings as item 1999-10409-001.

A material weakness is a condition in which the design or operation of one or more of the internal control components does not reduce to a relatively low level the risk that misstatements in amounts that would be material in relation to the financial statements being audited may occur and not be detected within a timely period by employees in the normal course of performing their assigned functions. Our consideration of the internal control over financial reporting would not necessarily disclose all matters in the internal control that might be reportable conditions and, accordingly, would not necessarily disclose all reportable conditions that are also considered to be material weaknesses. However, we believe none of the reportable conditions described above is a material weakness.

Hamilton City School District
Butler County
Report of Independent Accountants on Compliance and on
Internal Control Required by Government Auditing Standards
Page 2

We also noted other matters involving the internal control structure over financial reporting that do not require inclusion in this report that we have reported to the management of the District in a separate letter dated December 6, 1999.

This report is intended for the information and use of the audit committee, management, the Board of Education, and federal awarding agencies and pass-through entities, and is not intended to be and should not be used by anyone other than these specified parties.

A handwritten signature in black ink, appearing to read "Jim Petro". The signature is fluid and cursive, with a large loop at the end.

Jim Petro
Auditor of State

December 6, 1999



STATE OF OHIO
OFFICE OF THE AUDITOR

JIM PETRO, AUDITOR OF STATE

250 West Court Street
Suite 150 E
Cincinnati, Ohio 45202
Telephone 513-361-8550
800-368-7419
Facsimile 513-361-8577
www.auditor.state.oh.us

**REPORT OF INDEPENDENT ACCOUNTANTS ON COMPLIANCE WITH REQUIREMENTS
APPLICABLE TO EACH MAJOR FEDERAL PROGRAM AND INTERNAL CONTROL OVER
COMPLIANCE IN ACCORDANCE WITH OMB CIRCULAR A-133**

Hamilton City School District
Butler County
332 Dayton Street
P.O. Box 627
Hamilton, Ohio 45012

To the Board of Education:

Compliance

We have audited the compliance of Hamilton City School District, Butler County, Ohio (the District), with the types of compliance requirements described in the *U.S. Office of Management and Budget (OMB) Circular A-133, Compliance Supplement* that are applicable to each of its major federal programs for the fiscal year ended June 30, 1999. The District's major federal programs are identified in the summary of auditor's results section of the accompanying schedule of findings. Compliance with the requirements of laws, regulations, contracts and grants applicable to each of its major federal programs is the responsibility of the District's management. Our responsibility is to express an opinion on District's compliance based on our audit.

We conducted our audit of compliance in accordance with generally accepted auditing standards; the standards applicable to financial audits contained in *Government Auditing Standards*, issued by the Comptroller General of the United States; and OMB Circular A-133, *Audits of States, Local Governments, and Non-Profit Organizations*. Those standards and OMB Circular A-133 require that we plan and perform the audit to obtain reasonable assurance about whether noncompliance occurred with the types of compliance requirements referred to above that could have a direct and material effect on a major federal program. An audit includes examining, on a test basis, evidence about the District's compliance with those requirements and performing such other procedures as we considered necessary in the circumstances. We believe that our audit provides a reasonable basis for our opinion. Our audit does not provide a legal determination on the District's compliance with those requirements.

In our opinion, the District complied, in all material respects, with the requirements referred to above that are applicable to its major federal programs for the fiscal year ended June 30, 1999.

Internal Control Over Compliance

The management of the District is responsible for establishing and maintaining effective internal control over compliance with requirements of laws, regulations, contracts and grants applicable to federal programs. In planning and performing our audit, we considered the District's internal control over compliance with requirements that could have a direct and material effect on a major federal program in order to determine our auditing procedures for the purpose of expressing our opinion on compliance and to test and report on internal control over compliance in accordance with OMB Circular A-133.

Our consideration of the internal control over compliance would not necessarily disclose all matters in the internal control that might be material weaknesses. A material weakness is a condition in which the design or operation of one or more of the internal control components does not reduce to a relatively low level the risk that noncompliance with applicable requirements of laws, regulations, contracts and grants that would be material in relation to a major federal program being audited may occur and not be detected within a timely period by employees in the normal course of performing their assigned functions. We noted no matters involving the internal control over compliance and its operation that we consider to be material weaknesses.

Schedule of Federal Awards Expenditures

We have audited the general-purpose financial statements of Hamilton City School District, Butler County, Ohio, as of and for the fiscal year ended June 30, 1999, and have issued our report thereon dated December 6, 1999. Our audit was performed for the purpose of forming an opinion on the general-purpose financial statements taken as a whole. The accompanying schedule of federal awards expenditures is presented for purposes of additional analysis as required by OMB Circular A-133 and is not a required part of the general-purpose financial statements. Such information has been subjected to the auditing procedures applied in the audit of the general-purpose financial statements and, in our opinion, is fairly stated, in all material respects, in relation to the general-purpose financial statements taken as a whole.

This report is intended for the information and use of the audit committee, management, the Board of Education, and federal awarding agencies and pass-through entities, and is not intended to be and should not be used by anyone other than these specified parties.



Jim Petro
Auditor of State

December 6, 1999

SCHEDULE OF FINDINGS
OMB CIRCULAR A-133 § .505
JUNE 30, 1999

1. SUMMARY OF AUDITOR'S RESULTS
--

<i>(d)(1)(i)</i>	Type of Financial Statement Opinion	Unqualified
<i>(d)(1)(ii)</i>	Were there any material control weakness conditions reported at the financial statement level (GAGAS)?	No
<i>(d)(1)(ii)</i>	Were there any other reportable control weakness conditions reported at the financial statement level (GAGAS)?	Yes
<i>(d)(1)(iii)</i>	Was there any reported material non-compliance at the financial statement level (GAGAS)?	No
<i>(d)(1)(iv)</i>	Were there any material internal control weakness conditions reported for major federal programs?	No
<i>(d)(1)(iv)</i>	Were there any other reportable internal control weakness conditions reported for major federal programs?	No
<i>(d)(1)(v)</i>	Type of Major Programs' Compliance Opinion	Unqualified
<i>(d)(1)(vi)</i>	Are there any reportable findings under § .510?	No
<i>(d)(1)(vii)</i>	Major Programs (list):	Title I - CFDA #84.010 Special Education Cluster - CFDA #84.027 & 84.173
<i>(d)(1)(viii)</i>	Dollar Threshold: Type A\B Programs	Type A: > \$ 300,000 Type B: all others
<i>(d)(1)(ix)</i>	Low Risk Auditee?	Yes

SCHEDULE OF FINDINGS
OMB CIRCULAR A-133 § .505
JUNE 30, 1999
(Continued)

**2. FINDINGS RELATED TO THE FINANCIAL STATEMENTS
REQUIRED TO BE REPORTED IN ACCORDANCE WITH GAGAS**

FINDING NUMBER 1999-10409-001

Reportable Condition - Documentation of Student Activities

Difficulties existed in reconciling cash receipts to sales records for student activity fund raisers due to a lack of proper supporting documentation.

Some student activity fund raiser advisors were not keeping proper account of cash received from students. The activity advisors did not maintain duplicate receipts for cash received from students for fund raisers.

Failure to issue and record pre-numbered, duplicate receipts for all monies received can result in incorrect receipt records and misappropriation of funds.

1. We recommend that sales project potential forms be completed and submitted to the Treasurer's office for all fund raisers. The forms should be signed by the sponsor and principal at the end of the project. All sales project potential forms received in the Treasurer's office should be date stamped upon review.
2. We recommend that "Pay-in orders" be completed for all pay-ins made to the school secretary/bookkeeper. These "pay-in orders" should be completed by the activity advisor and the school secretary/bookkeeper. The activity advisor should list all checks received, count the amounts listed on the pay-in, and sign the form. The school secretary/bookkeeper should count all monies received and compare to the pay-in. This comparison should be documented by the secretary/bookkeeper's signature.

3. FINDINGS RELATED TO FEDERAL AWARDS

None.

Hamilton

SCHOOL DISTRICT

Hamilton, Ohio

Comprehensive

Annual

Financial

Report

For the Fiscal Year Ended

June 30, 1998

COMPREHENSIVE ANNUAL FINANCIAL REPORT

of the

HAMILTON CITY SCHOOL DISTRICT

HAMILTON, OHIO

For the Fiscal Year Ended June 30, 1999

BOARD OF EDUCATION

Kenneth Wehr, M.D.

President

Larry Bowling

Vice President

Glenn Stitsinger, D.D.S.

Member

George N. Jonson, Esq.

Member

Marvin F. McCollum

Member

SUPERINTENDENT OF SCHOOLS

Janet Baker

ISSUED BY

TREASURER'S OFFICE

Robert A. Hancock, CPA

Treasurer

**HAMILTON CITY SCHOOL DISTRICT
BOARD OF EDUCATION**



**Kenneth Wehr, M.D.
President**



**Larry Bowling
Vice-President**



**Glenn Stitsinger, D.D.S.
Member**



**George N. Jonson, Esq.
Member**



**Marvin F. McCollum
Member**



**Janet Baker
Superintendent**

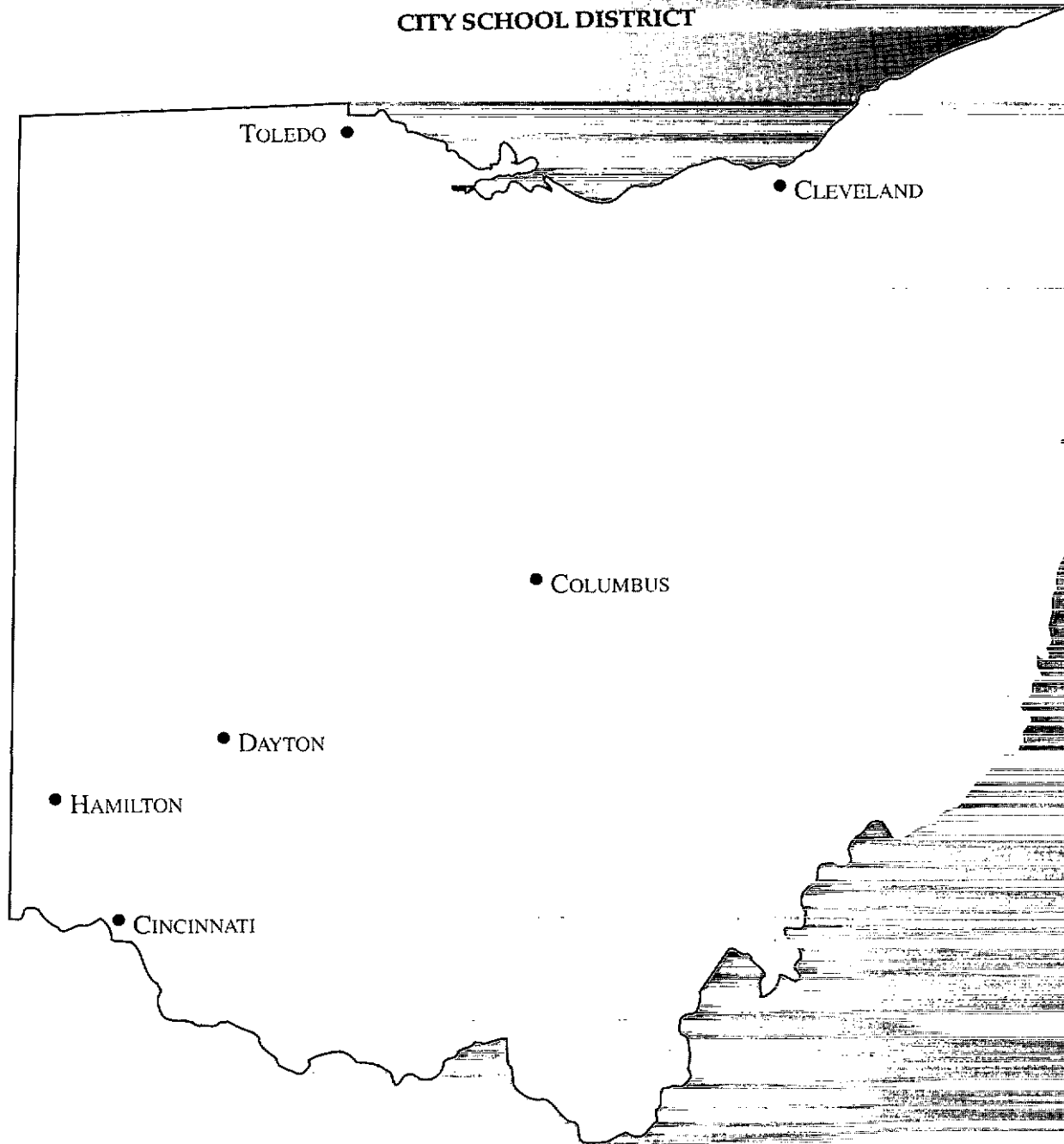


**Robert A. Hancock, CPA
Treasurer**

Introductory Section

Hamilton

CITY SCHOOL DISTRICT



**Hamilton City School District
Comprehensive Annual Financial Report
Fiscal Year Ended June 30, 1999**

Table Of Contents

Title Page
Board Members

I. INTRODUCTORY SECTION

Table of Contents	i
Letter of Transmittal	v
GFOA Certificate of Achievement	xviii
ASBO Certificate of Excellence	xix
Organizational Chart	xx
Appointed Officials	xxi
Consultants and Advisors	xxii

II. FINANCIAL SECTION

Independent Auditor's Report	1
 General Purpose Financial Statements (Combined Statements - Overview):	
Combined Balance Sheet	
All Fund Types and Account Groups	4
Combined Statement of Revenues, Expenditures and Changes in Fund Balances	
All Governmental Fund Types and Expendable Trust Funds	6
Combined Statement of Revenues, Expenditures and Changes in Fund Balances	
Budget and Actual (Non-GAAP Budgetary Basis)	
All Governmental Fund Types and Expendable Trust Funds	8
Combined Statement of Revenues, Expenses and	
Changes in Retained Earnings/Fund Balances	
All Proprietary Fund Types and Nonexpendable Trust Funds	11
Combined Statement of Cash Flows	
All Proprietary Fund Types and Nonexpendable Trust Funds	12
Combined Statement of Revenues, Expenses and	
Changes in Retained Earnings/Fund Balance	
Budget and Actual (Non-GAAP Budgetary Basis)	
All Proprietary Fund Types and Nonexpendable Trust Funds	14
Notes to the Financial Statements	16

**Hamilton City School District
Comprehensive Annual Financial Report
Fiscal Year Ended June 30, 1999**

**Table Of Contents
(Continued)**

Combining and Individual Fund and Account Group Statements and Schedules:

Governmental Funds:

General Fund:

Description of Fund	50
Schedule of Revenues, Expenditures and Changes in Fund Balance Budget and Actual (Non-GAAP Budgetary Basis)	51

Special Revenue Funds:

Description of Funds	55
Combining Balance Sheet All Special Revenue Funds	58
Combining Statement of Revenues, Expenditures and Changes in Fund Balances All Special Revenue Funds	62
Schedule of Revenues, Expenditures and Changes in Fund Balance Budget and Actual (Non-GAAP Budgetary Basis) By Individual Special Revenue Fund	66

Debt Service Fund:

Description of Fund	95
---------------------	----

Capital Project Funds:

Description of Funds	96
Combining Balance Sheet All Capital Project Funds	98

Combining Statement of Revenues, Expenditures and Changes in Fund Balance All Capital Project Funds	100
Schedule of Revenues, Expenditures and Changes in Fund Balance Budget and Actual (Non-GAAP Budgetary Basis) By Individual Capital Project Fund	102

Proprietary Funds:

Enterprise Funds:

Description of Funds	108
Combining Balance Sheet All Enterprise Funds	109

**Hamilton City School District
Comprehensive Annual Financial Report
Fiscal Year Ended June 30, 1999**

**Table Of Contents
(Continued)**

Combining Statement of Revenues, Expenses and Changes in Retained Earnings All Enterprise Funds	110
Combining Statement of Cash Flows All Enterprise Funds	111
Schedule of Revenues, Expenses and Changes in Retained Earnings Budget and Actual (Non-GAAP Budgetary Basis) By Individual Enterprise Fund	112
Internal Service Funds:	
Description of Funds	116
Combining Balance Sheet All Internal Service Funds	117
Combining Statement of Revenues, Expenses and Changes in Retained Earnings All Internal Service Funds	118
Combining Statement of Cash Flows All Internal Service Funds	119
Schedule of Revenues, Expenses and Changes in Retained Earnings/Fund Balance Budget and Actual (Non-GAAP Budgetary Basis) By Individual Internal Service Fund	120
Fiduciary Funds:	
Trust and Agency Funds:	
Description of Funds	122
Combining Balance Sheet All Fiduciary Funds	123
Combining Statement of Changes in Assets and Liabilities Agency Funds	124
Account Groups:	
General Fixed Assets Account Group:	
Description of Account Group	125
Schedule of General Fixed Assets by Source	126
Schedule of General Fixed Assets by Function and Type	127
Schedule of Changes in General Fixed Assets by Function	128

**Hamilton City School District
Comprehensive Annual Financial Report
Fiscal Year Ended June 30, 1999**

**Table Of Contents
(Continued)**

III. STATISTICAL SECTION

General Fund Expenditures by Function	130
General Fund Revenues by Source	132
Property Tax Levies and Collections Real and Public Utility Taxes	134
Assessed Valuation and Estimated Actual Value of Taxable Property	136
Property Tax Rates Direct and Overlapping Governments	138
Computation of Direct and Overlapping Debt	139
Computation of Legal Debt Margin	140
Property Value, Construction and Bank Deposits	141
Real and Tangible Personal Property Principal Taxpayers	142
Hamilton City Economic Base	143
General Fund Expenditures, Average Daily Membership and General Fund Cost Per Pupil	144
Cost to Educate a 1998 Graduate Hamilton City School District vs. State of Ohio Average	145
Student Demographic Information	146
Teaching Staff Demographic Information Breakdown by Education and Average Classroom Experience	147
Comparison to Other School Districts - Selected Staff Data	148
Comparison to Other School Districts - Economic Indicators	149
Schedule of Insurance Policies In Force	150
Listing of Board Owned Property	151
Directory of Educational Services	152
Miscellaneous Demographic Information	153

Hamilton

CITY SCHOOL DISTRICT • 332 DAYTON STREET • P.O. BOX 627 • HAMILTON, OHIO 45012

513/887-5000
FAX 513/887-5014

December 11, 1999

To the Citizens and Board of Education of the Hamilton City School District:

The Comprehensive Annual Financial Report (CAFR) of the Hamilton City School District (District) for the fiscal year ended June 30, 1999, is hereby submitted. This report was prepared by the Treasurer's Office, and includes the unqualified opinion of the Auditor of the State of Ohio. Responsibility for both the accuracy of the data, and the completeness and fairness of the presentation, including all disclosures, rests with the District. To the best of our knowledge and belief, the enclosed data are accurate in all material respects and are reported in a manner designed to present fairly the financial position and results of operations of the various funds and account groups of the District. All disclosures necessary to enable the reader to gain an understanding of the District's financial activities have been included. The CAFR conforms to generally accepted accounting principles applicable to governmental entities.

The CAFR is presented in three sections: introductory, financial, and statistical. The Introductory Section includes this transmittal letter, the District's organizational chart and a list of principal officials. The Financial Section includes the general purpose financial statements and the combining and individual fund and account group financial statements and schedules, as well as the auditor's report on the financial statements and schedules. The Statistical Section includes selected financial and demographic information, generally presented on a multi-year basis.

Copies of this report will be widely distributed throughout the District. A copy will be sent to all school buildings, the Chamber of Commerce, major taxpayers, Lane Public Library, Standard and Poor's financial rating service, banks, the District's business advisory council, and any other interested parties.

The District provides a full range of traditional and non-traditional educational programs and services. These include elementary and secondary curriculum offerings at the general, college preparatory and vocational levels; a broad range of co-curricular and extracurricular activities; adult and community education offerings; special education programs and community recreation facilities.

In addition to providing these general activities, the District acts as fiscal agent for state funds distributed to parochial schools located within the District boundaries. Therefore, this fiduciary responsibility is included in the reporting entity as a special revenue fund. The parochial schools served are St. Anns, St. Joseph, St. Julie Billiart, St. Peter-in-Chains, Immanuel Lutheran and Stephen T. Badin High School. While these organizations are similar in operations and services provided, each are separate and distinct entities whose financial statements are not included in this report.

The District's Board of Education also serves as the statutory overseer of the Lane Public Library (the Library). As provided by Ohio law, the Board of Education appoints trustees to the Library and approves the Library's annual tax budget. However, the District is not financially accountable for the activities of the Library. Furthermore, the District has only ministerial approval of the Library's tax budget and can not amend the budget. The trustees are charged with the responsibility of managing the Library's overall operations and the Library is a separate entity for financial reporting. Accordingly, the Library's financial position is not included in this report.

ECONOMIC CONDITION

The District services an area of 19.85 square miles. Approximately 98% of the area is in the City of Hamilton. The entire District is located in Butler County, and its boundaries generally correspond with the City of Hamilton, the county seat.

The City of Hamilton is located in southwestern Ohio, midway between Dayton and Cincinnati. It offers an abundant supply of productive resources and proximity to both national and international marketplaces. With nearly two-thirds of the total United States population, income, and manufacturing activity within overnight transportation of the region, Hamilton is considered a prime location for market oriented firms.

The unemployment rate for the city of Hamilton increased to 3.7% in June 1999, up .1% from 3.6% in June 1998 according to the Ohio Bureau of Employment Services. The nation's unemployment rate was 4.3% for June 1999. The unemployment rate for the state of Ohio in June 1999 was 4.1%. Employment in the state of Ohio was 5,512,000 in June 1999.

Nonagricultural employment decreased by 300 between June 1998 and June 1999. Employment in industries declined 300 as scattered reductions in manufacturing outweighed modest gains in construction. Hamilton's largest manufacturing industry is paper, with both Champion International and Beckett Paper located downtown. The second largest industry is services due to the location of both the Ohio Casualty Insurance Company home office and the Butler County Administrative Offices located in downtown Hamilton.

A recent sampling of earnings in the Hamilton-Middletown market across industries showed gains and losses in June 1999 over June 1998. The average weekly earnings for manufacturing rose in June 1999 to \$832.66 as compared to \$793.66 in June 1998. In the paper mills industry, average weekly wages were \$885.66 in June 1999 as compared to \$837.29 in June 1998.

THE DISTRICT AND ITS FACILITIES

The District's enrollment has been slightly decreasing over the past several years. This year marks the sixth consecutive year that the District's enrollment has decreased. The District had an enrollment of 9,835 students compared to 10,103 students for the fiscal year that ended June 30, 1998.

The District's facilities include 14 neighborhood elementary schools, 3 junior high schools grades (7-9), 1 comprehensive high school grades (10-12), 1 alternative school, maintenance building, transportation facility, central food service warehouse, central office and several sports fields.

ORGANIZATION OF THE DISTRICT

The Board of Education of the Hamilton City School District (the Board) is a five member body politic and corporate, as defined by Section 3313.02, Ohio Revised Code. The Board serves as the taxing authority, contracting body, policy maker, and ensures that all other general laws of the State of Ohio are followed in the expenditure of the District's tax dollars, and approves the annual appropriation resolution and tax budget.

The Board members represent a cross section of professions found in Hamilton. The Board members on June 30, 1999 were as follows:

Board Member	Service as a Board Member		Profession
	Began	Expires	
Kenneth Wehr, M.D., President	01/01/86	12/31/99	Physician
Larry Bowling, Vice-President	01/01/88	12/31/99	Insurance Agent
George N. Jonson, Esq.,	01/01/82	12/31/01	Lawyer
Marvin F. McCollum	01/01/98	12/31/01	Teacher
Glenn Stitsinger, D.D.S.	01/01/86	12/31/01	Dentist

The Superintendent is the chief executive officer of the District, responsible directly to the Board for all education and support operations. Mrs. Janet Baker was appointed Superintendent on June 16, 1992. Mrs. Baker has been in the education profession for 29 years; 3 years as a teacher, and 26 years in administration. Mrs. Baker has a BS in Education from Miami University and a ME from Eastern Kentucky University, and has taken several semester hours of education beyond a master's degree.

The Treasurer is the chief financial officer of the District, responsible directly to the Board for maintaining all financial records, issuing all payments, maintaining custody of all District funds and assets, and investing idle funds as specified by Ohio Law. Mr. Robert A. Hancock was appointed Treasurer on October 11, 1993. Mr. Hancock, a Certified Public Accountant, has been in the government finance profession for 15 years; 4 years in the government auditing profession, and 11 years as a school district treasurer. Mr. Hancock has a BA with majors in Accounting and Business from Bluffton College.

EMPLOYEE RELATIONS

The District currently has approximately 1,100 full-time and part-time employees. During the 1999 fiscal year the District paid from its General Fund \$32,618,412 in salaries and wages, and \$8,413,802 in fringe benefits such as retirement contributions, workers' compensation, life insurance, health insurance and tuition reimbursement. General Fund cash expenditures totaled \$50,934,810 with salaries and fringe benefits totaling \$41,032,214 or 80.6%.

There are five organizations representing District employees. During 1996, the Board successfully concluded negotiations with all five labor organizations on three year agreements for wages and fringe benefits. Wage agreements reached for the three year period through July 31, 1999, included increases of 2.0% to 3.0% per year. As of the date of this report the district had concluded negotiations with all labor groups for the next three year period.

The District's administrators are represented by the Hamilton City Organization of School Administrators and Supervisors (HCOSAS). District teachers and educational specialists are represented for collective bargaining purposes by the Hamilton Classroom Teachers Association (HCTA). Classified employees are represented by three bargaining units depending on the position held with the District. They are as follows:

- A) Bus drivers are represented by the Ohio Association of Public School Employees Chapter 711 (OAPSE 711).
- B) Clerical staff are represented by the Ohio Association of Public School Employees Chapter 151 (OAPSE 151).
- C) The District's maintenance and food service employees are represented by the American Federation of State Municipal and County Employees (AFSCME).

SERVICES PROVIDED

The District provides a wide variety of educational and support services as mandated by the Ohio Revised Code or Board directives. The District's fleet of buses provides transportation services to public and parochial students. Many of the District's students walk to school due to the proximity of neighborhood schools to student population centers.

The food service department serves meals daily at the District's seventeen school lunch rooms. This is accomplished by the District's food service department which operates a central warehouse for federal commodities and bulk purchase food items.

In addition to transportation and school lunch support services offered children in the District, they also receive guidance, psychological, and health services free of charge. The guidance services are designed to help a student match their natural skills with vocational and/or academic programs to help them achieve their full potential in life. Psychological services offer a wide variety of help to students ranging from early developmentally handicapped identification to drug and behavior counseling. Health services provide limited medical services free of charge to many of Hamilton's youths who otherwise would be unable to have access to these basic needs.

At the center of the District's services are the instructional programs. The District offers regular instructional programs daily to students grades kindergarten through twelve. The District serves students with an interest in specific trades through vocational education. Children who need individual instruction, who are physically or mentally handicapped, or who are academically gifted are also served by the District. These students receive service through the wide array of special education programs offered in the District.

Programs are also offered to adults in the community through the adult education and adult basic education programs. These programs are designed to offer continuing education to non traditional students and to help adults obtain a high school diploma.

Finally, there are several academic and athletic programs which students can participate in to provide a number of enriching experiences. Many lessons and activities provide a lifetime of memories to Hamilton's students.

MAJOR INITIATIVES AND EVENTS - 1999

All-Day Kindergarten

The Hamilton City School District is committed to getting students off to a "Smart Start." In fact, as an urban school district, we have been committed to early childhood education for several years. Our comprehensive kindergarten screening process reveals the need for increased learning time at the

kindergarten level. Hamilton is the only school district in Butler County to offer the all-day kindergarten to all students. Approximately 800 students attended our all-day kindergarten program during the 1998-99 school year.

STARS

To actively involve the community in our schools, the Hamilton City School District has partnered with senior citizens in receiving a grant from the Ohio Department of Aging. A \$50,000 STARS (Seniors Teaching And Reaching Students) grant supports seniors working with individual students to improve reading skills.

Gifted Program

To better meet the individual needs of students, the Hamilton City schools expanded our gifted offerings in the 1998-99 school year. A fourth and fifth grade self-contained class, housed at Monroe Elementary School, serves gifted students on a district wide basis.

Rescue

To serve the needs of at risk students, RESCUE (Roosevelt's Expulsion Suspension Center for Uninterrupted Education) was developed. The district received a grant from the Butler County Human Services Department in the amount of \$780,000. This in-lieu of out-of-school suspension program enables students to continue their studies. By working collaboratively with the Butler County Commissioners, the Human Services Department and the Juvenile Courts, we are able to enhance the support given to students who are experiencing behavioral difficulties.

Safe School Helpline

To ensure that our schools are safe and secure learning environments, the Butler County Commissioners and the Hamilton City School District participate in the Safe School Helpline Program. The commissioners funded this program for all Butler County school districts that enables the students, parents and community members to call a number to report potential illegal or dangerous activity.

Facilities Committee

The Hamilton City School District values community input and involvement. The Hamilton Board of Education asked eight community members to serve on a Facilities Committee. Each member of this diverse group brought unique backgrounds and experiences such as real estate, insurance, city planning and facilities to the committee. They toured the schools, reviewed potential growth areas within the city, studied space needs in buildings and reviewed the many legal requirements in which school districts must comply. The mission of the committee was to look at projected future enrollments, assess the current physical condition of the buildings and prioritize short and long term facility needs with accompanying cost estimates. The committee presented their findings to the Board of Education, which was instrumental in passing a 4.4 mill bond issue this year.

4.4 Mill Bond Issue

The Hamilton community passed a 4.4 mill bond issue in May 1999. This bond issue, the first successful bond issue since 1956, will make it possible to improve every school in the District with the \$45 million that will be generated. Building additions and renovations will be completed in the

scheduled three-year time period. Classroom furniture and enhancements, boilers, sections of roof, technology and electrical upgrades, additional parking and paving repair and window improvements are just a few of the many projects that the District will undertake to enhance the academic opportunities for our students.

MAJOR INITIATIVES FOR THE FUTURE

Bond Issue

The District is committed to keeping its promise to the voters as it implements bond issue projects over the scheduled three-year time period. These are exciting times for not only the District, but also the Hamilton community. The city is undergoing revitalization and the District is able to make many improvements as well. Members of the Facilities Committee, Board of Education and District personnel will form an executive committee that will oversee the various bond issue projects. Building additions and renovations will better serve the students of our community for many years.

District and School Continuous Improvement Plans

The District and individual schools continue to create strategies to make studies and incremental progress. School personnel work on areas such as attendance, dropout rate, graduation rate, technology and parental involvement – all aspects of the continuous improvement plans. The Hamilton City School District is confident that the building committees will continue to address areas that are evaluated in the State's mandate of District and State report cards.

DEPARTMENTAL FOCUS

Instructional Media Center

The Hamilton City School District views technology as an integral part of the teaching and learning environment. The District is committed to using technology as a method to individualize student learning and achievement. The District has integrated technological advances into the curriculum in order to link students and teachers to additional learning communities outside the boundaries of the school building.

Technology implementation at the high school has enhanced every curriculum area. All teachers have internet-ready computers and printers in their classrooms. The library is fully automated and contains a Library Network Research Center. Students and teachers can access library resources and electronic research services from any location in the building or from home via the internet.

Every high school student can create reports and multimedia projects in the Writing Center. This multidisciplinary lab can serve two classrooms simultaneously. A variety of multimedia projection devices and technology peripherals exist for student and teacher usage. A math instruction computer lab is available in the Mathematics department. The Science department houses three science instruction labs, used for experiments and demonstrations, and one multifunction science computer lab. Tutoring and remediation is addressed in the Proficiency Intervention computer lab. Additionally, three networked computer labs are available for technology application instruction.

The Job Development Center, located on the high school campus, contains an Engineering Design computer lab, a Tech Prep PreCollege Business computer lab, an (IBE) Intensive Business Education computer lab, a (CBE) Cooperative Business Education computer lab, and an Automotive Design mini-

computer lab. A Career Center computer lab and occupational materials library are also housed on campus.

At the junior high level every faculty department head and most teachers have an internet-ready computer and printer in their classroom. The District is currently procuring computers for all remaining classrooms.

All junior high libraries are fully automated and contain Library Network Research Centers. Access to library resources and electronic research services are provided throughout the building, and can be accessed remotely via the internet. Two computer labs are available for student usage. One is used for keyboarding and computer application instruction. The other lab is used for tutoring and remediation.

Technology implementation at the elementary level has provided three computers and a printer in every K-4 grade classroom. Computers will soon be installed in all remaining classrooms. All elementary students and teachers have online access to age appropriate library electronic resources. Each elementary school is equipped with one multifunctional computer lab, which may be used for keyboarding and application instruction, tutoring and remediation, researching, and multimedia production.

FINANCIAL INFORMATION

The District's accounting system is organized on a "fund" basis. Each fund and account group is a distinct, self-balancing accounting entity. Records for general governmental operations are maintained on a cash basis system of accounting as prescribed by the Auditor of State. Cash basis accounting differs from generally accepted accounting principles (GAAP) as promulgated by the Governmental Accounting Standards Board (GASB). GAAP, as more fully described in the notes to the financial statements, provides for a modified accrual basis of accounting for the general fund, special revenue funds, debt service fund, capital project funds, expendable trust fund and for full accrual basis of accounting for all other funds. The Board approved a conversion to GAAP for financial reporting beginning with the 1990 fiscal year.

Internal Controls

Management is responsible for establishing and maintaining an internal control structure designed to ensure that the assets of the District are protected from loss, theft or misuse and to ensure that adequate accounting data are compiled to allow for the preparation of financial statements in conformity with generally accepted accounting principles. The internal control structure is designed to provide reasonable, but not absolute, assurance that these objectives are met. The concept of reasonable assurance recognizes that: (1) the cost of a control should not exceed the benefits likely to be derived from its implementation; and (2) the valuation of cost and benefits requires estimates and judgments by management.

Single Audit Act

As a recipient of federal and state financial assistance, the District is responsible for ensuring that an adequate internal control structure is in place to ensure compliance with applicable laws and regulations related to those programs. This internal control structure is subject to periodic evaluation by management of the District.

As part of the District's single audit, tests are made to determine the adequacy of the internal control structure, including that portion related to federal financial assistance programs, as well as to determine

that the District has complied with applicable laws and regulations. The results of the District's single audit for the fiscal year ended June 30, 1999 provided no instances of material weaknesses in the internal control structure or significant violations of applicable laws and regulations.

Budgetary Controls

The District maintains its accounts, appropriations and other financial records in accordance with the procedures established and prescribed by the Auditor of State. The objective of these budgetary controls is to ensure compliance with legal provisions embodied in the annual appropriation resolution approved by the Board of Education. Activities of all funds are included in the annual appropriation resolution. The level of budgetary control (that is, the level at which expenditures cannot legally exceed the appropriated amount) is established by function and object of expenditure within an individual fund. The District also maintains an encumbrance accounting system to assist in budgetary control. Unencumbered appropriations lapse at year end. Encumbered amounts at year end are carried forward to succeeding years and not re-appropriated. As demonstrated by the statements and schedules included in the financial section of this report, the District continues to meet its responsibility for sound financial management.

In order to comply with Ohio budgetary law, the School District monitors and amends the appropriations throughout the fiscal year. Since little or no financial transactions are completed after the final amendment, the budget versus actual variance is typically insignificant. Amendments are properly approved in accordance with Ohio law.

General Governmental Functions

The General Fund is the general operating fund of the District, used to account for all revenues and expenditures not required to be accounted for in another fund

The following schedule presents a summary of the General Fund revenues for the fiscal year ended June 30, 1999 with increases (decreases) from the fiscal year ended June 30, 1998:

Revenues	FY-99 Amount	Percent of Total	Increase/ Decrease From FY-98	Percent of Increase (Decrease)
Taxes	\$21,725,163	39.00%	\$4,221,422	24.12%
Tuition	615,100	1.11	13,031	2.16
Earnings on Investments	450,073	.81	(83,674)	(15.68)
Other Local Revenues	462,502	.83	276,251	151.15
Intergovernmental	32,454,804	58.25	3,341,425	11.48
Total	\$55,707,642	100.00%	\$7,768,455	16.20%

The following schedule presents a summary of General Fund expenditures for the fiscal year ended June 30, 1999 with increases (decreases) from the fiscal year ended June 30, 1998:

EXPENDITURES	FY-1999 AMOUNT	PERCENT OF TOTAL	INCREASE (DECREASE) FROM 1998	PERCENT OF INCREASE (DECREASE)
Instruction	\$30,313,215	60.01%	\$879,095	2.99%
Pupil Support	3,294,347	6.52	1,276,411	63.25
Instructional Staff	1,770,316	3.50	98,957	5.92
Board of Education	149,854	.30	(31,289)	(17.27)
Administration	3,426,900	6.78	63,943	1.90
Fiscal	878,025	1.73	131,212	17.57
Business	442,791	.88	(103,895)	(19.00)
Operations & Maintenance	5,303,452	10.50	115,727	2.23
Pupil Transportation	1,924,739	3.81	485,528	33.74
Central Office	865,285	1.72	268,684	45.04
Non-instructional Services	43,248	0.09	22,340	106.85
Extracurricular	559,900	1.11	47,676	9.31
Capital Outlay	1,413,945	2.80	1,281,156	964.81
Debt Service	123,942	0.25	(151,154)	(54.95)
Total	\$50,509,959	100.00	\$4,384,391	9.51%

General Fund expenditures increased by 9.51% in FY-99 as compared to FY-98.

The greatest dollar increase was in the area of Capital Outlay. Increased funding from the State of Ohio put the District in a financial position that allowed for needed capital expenditures.

Pupil Support increased by \$1,276,411 due to changes in Disadvantaged Pupil Impact Aid Funding which forced many support staff such as nurses and guidance counselors to be paid from the General Fund in FY-99.

Instruction increased by 2.99% which is reflective of the salary increase that was provided to all employees.

The decrease in Board of Education expenditures is attributable to election expenses in FY-98 that did not occur in FY-99. It should be noted that elected members of the Hamilton City School Board have chosen to serve without compensation.

Fiscal expenditures increased by \$131,212 largely due increased administrative fees charged by Butler County for tax collections. It should be noted that a refund of \$57,970 in county fees was received in FY-98, which contributes to this year's large increase.

Business expenditures decreased by \$103,895 due to discounts received on telecommunication services and lower postage costs.

Pupil Transportation costs increased by \$485,528 primarily due to the purchase of 9 new school buses.

Central Office expenditures increased \$268,684 primarily in the areas of salary, fringe benefits for additional personnel, additional supplies and new equipment.

Debt Service payments were \$151,154 lower which reflects our prior payments made against outstanding principal.

General Fund Balance

The General Fund balance increased by \$4,982,099 from fiscal year 1998. The General Fund total accumulated balance at June 30, 1999 of \$2,668,228 (GAAP basis) reflects the accumulated excess of revenue and other financing sources over expenditures and other financing uses that the District has experienced over the last several years.

The District is continually monitoring and evaluating the financial situation including various methods to reduce the deficit.

Special Revenue Funds

Special Revenue Funds account for certain revenue sources, primarily program grants and entitlements, restricted by law or other formal actions to expend for a specific purpose. For the fiscal year ended June 30, 1999, Special Revenue Funds had combined revenues of \$10,063,115 and expenditures of \$9,299,370. The overall fund balance for special revenue funds increased by 262.34% to \$1,079,311.

Capital Projects Funds

The SchoolNet Plus Fund accounts for funding targeted for the acquisition of computer workstations in classrooms for kindergarten through fourth grade. Combined capital projects revenue was \$1,122,714 while combined expenditures were \$1,253,052 in FY-99. Other financing sources of \$45,000,000 represent the proceeds from the sale of notes and bonds as a result of the passage of the May 1999 bond issue.

Trust and Agency Funds

Expendable and Nonexpendable Trust Funds of the District represent several scholarships and awards for students and, also, grants to help needy children purchase necessities (glasses, coats, shoes, medicines, etc.).

Agency funds are used to account for the Student Activity Fund. The Student Activity Fund represents a large variety of student groups from the high school and junior high schools.

Enterprise Funds

Enterprise funds are used to account for operations which are similar to activities found in the private sector. The District tracks the profit or loss of these operations. The enterprise operations had total net loss in fiscal 1999 of \$(3,677). This is a decrease of \$40,744 in net loss from fiscal 1998.

Internal Service Funds

Internal service funds are used to account for the financing of services by one department to another department on a cost reimbursement basis. The internal service funds generated a net income of \$5,131 during fiscal 1999. An improvement of \$200,461 from fiscal 1998.

General Fixed Assets

The General Fixed Assets of the District are used to carry on the main educational and support functions of the District and are not financial resources available for expenditure. The total general fixed assets at June 30, 1999 were \$42,530,125. This is an increase of \$2,871,273 due to SchoolNet Plus computer purchases and school bus purchases. These assets were accounted for at historical cost. Depreciation is not recognized on general fixed assets. For insurance purposes it has been actuarially estimated that the "replacement cost" of these general fixed assets would be in excess of \$121,000,000.

Debt Administration

As of June 30, 1999 the District had \$40,500,000 in tax anticipation notes, \$4,500,000 in general obligation bonds and \$2,560,000 in energy conservation notes outstanding. The community approved a 4.4 mill 23 year tax levy on May 4, 1999 for the purpose of building renovations and additions. This levy approval generated \$45,000,000 in revenue for these improvements and additions. The overall direct debt limitation for the District is \$63,166,359. This represents 9% of the assessed valuation of the District. A separate debt limitation is calculated for energy conservation measures. This limitation is 0.9% of the assessed valuation of the District, or \$6,316,636. The District is well within its limitations on all types of debt issues currently outstanding. Details in arriving at the District's debt limitations can be found on page 130 of the Statistical Section.

Risk Management

The District continues to protect its assets through a comprehensive insurance program. For the year, insurance coverage for property, liability, and vehicles was provided by commercial insurance carriers.

The District also provides health and life insurance to all eligible employees. Health insurance, including medical, dental, and vision coverage, is currently provided on a self-insurance basis. The coverage is administered by CoreSource which provides claims review and processing services. Life insurance coverage is provided by a commercial insurance carrier.

Cash Management

The District has an aggressive cash management program expediting the receipt of revenues and prudently investing available cash. Funds are invested in certificates of deposit, the Ohio State Treasurer's Investment Pool (STAR Ohio), or in United States Government securities. Total interest earned during fiscal 1999 was \$542,370, an increase of \$32,748 from fiscal 1998. This decrease was caused by lower interest rate.

The District's investment policy is to minimize credit and market risk while maintaining a competitive yield on its portfolio. All investments are spread among available investment options to insure maximum interest rates. Deposits were either insured by federal depository insurance or collateralized. All collateral on deposits met minimum state requirements. Investments held by the District during the year and at June 30, 1999 are classified in the categories of lowest to middle credit risk as defined by the Governmental Accounting Standards Board (see Note 5 in the Notes to the Financial Statements for further explanation of risk categories).

OTHER INFORMATION

Awards:

GFOA Certificate of Achievement

The Government Finance Officers Association of the United States and Canada (GFOA) awarded a Certificate of Achievement for Excellence in Financial Reporting (Certificate of Achievement) to the District for its Comprehensive Annual Financial Report for the fiscal year ended June 30, 1998. The Certificate of Achievement is the highest form of recognition for excellence in state and local government financial reporting and is the ninth consecutive year the District has received this award.

In order to be awarded a Certificate of Achievement, a governmental unit must publish an easily readable and efficiently organized Comprehensive Annual Financial Report, whose contents conform to program standards. Such reports must satisfy both generally accepted accounting principles and applicable legal requirements.

A Certificate of Achievement is valid for a period of one year only. We believe our current report continues to conform to the Certificate of Achievement program requirements, and we are submitting it to the GFOA.

ASBO Certificate of Excellence

The Association of School Business Officials International (ASBO) awarded a Certificate of Excellence on Financial Reporting for the fiscal year ended June 30, 1998 to the District. This is the ninth consecutive year the District has received this award. This award certifies that the Comprehensive Annual Financial Report for the fiscal year ended June 30, 1998 substantially conforms to the principles and standards financial reporting as recommended and adopted by the Association of School Business Officials. This award is granted only after an intensive review of the financial report by an expert panel of certified public accountants and practicing school business officials. Management believes the Comprehensive Annual Financial Report for the fiscal year ended June 30, 1999, which will be submitted to ASBO for review, will again conform to ASBO's principles and standards as well.


Independent Audit

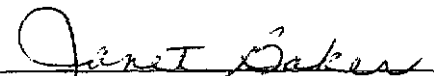
State statutes require an annual audit by independent accountants or the State Auditor's Office. The Auditor of the State of Ohio conducted the District's 1999 fiscal year audit. In addition to meeting the requirements set forth in state statutes, the audit also was designed to meet the requirements of the Federal Single Audit Act of 1984 and related OMB Circular A-133. The independent accountant's report on the general purpose financial statements and combining and individual fund statements and schedules is included in the financial section of this report.

Acknowledgments

The preparation and publication of this report on a timely basis could not have been possible without the cooperation of the entire Treasurer's Department. A special note of appreciation is extended to the District's Accountant, James Clark, for his individual efforts in preparing this report. And finally, this report would not have been possible without the support and interest of the Board. Without their leadership and commitment to excellence this report would not be possible.

Sincerely,


Robert A. Hancock, CPA
Treasurer


Janet Baker
Superintendent

Certificate of Achievement for Excellence in Financial Reporting

Presented to

Hamilton City School
District, Ohio

For its Comprehensive Annual
Financial Report
for the Fiscal Year Ended
June 30, 1998

A Certificate of Achievement for Excellence in Financial Reporting is presented by the Government Finance Officers Association of the United States and Canada to government units and public employee retirement systems whose comprehensive annual financial reports (CAFRs) achieve the highest standards in government accounting and financial reporting.



Cary Brubaker
President

Jeffrey L. Esdell
Executive Director

ASSOCIATION OF SCHOOL BUSINESS OFFICIALS
INTERNATIONAL



This Certificate of Excellence in Financial Reporting is presented to

HAMILTON CITY SCHOOL DISTRICT

For its Comprehensive Annual Financial Report (CAFR)

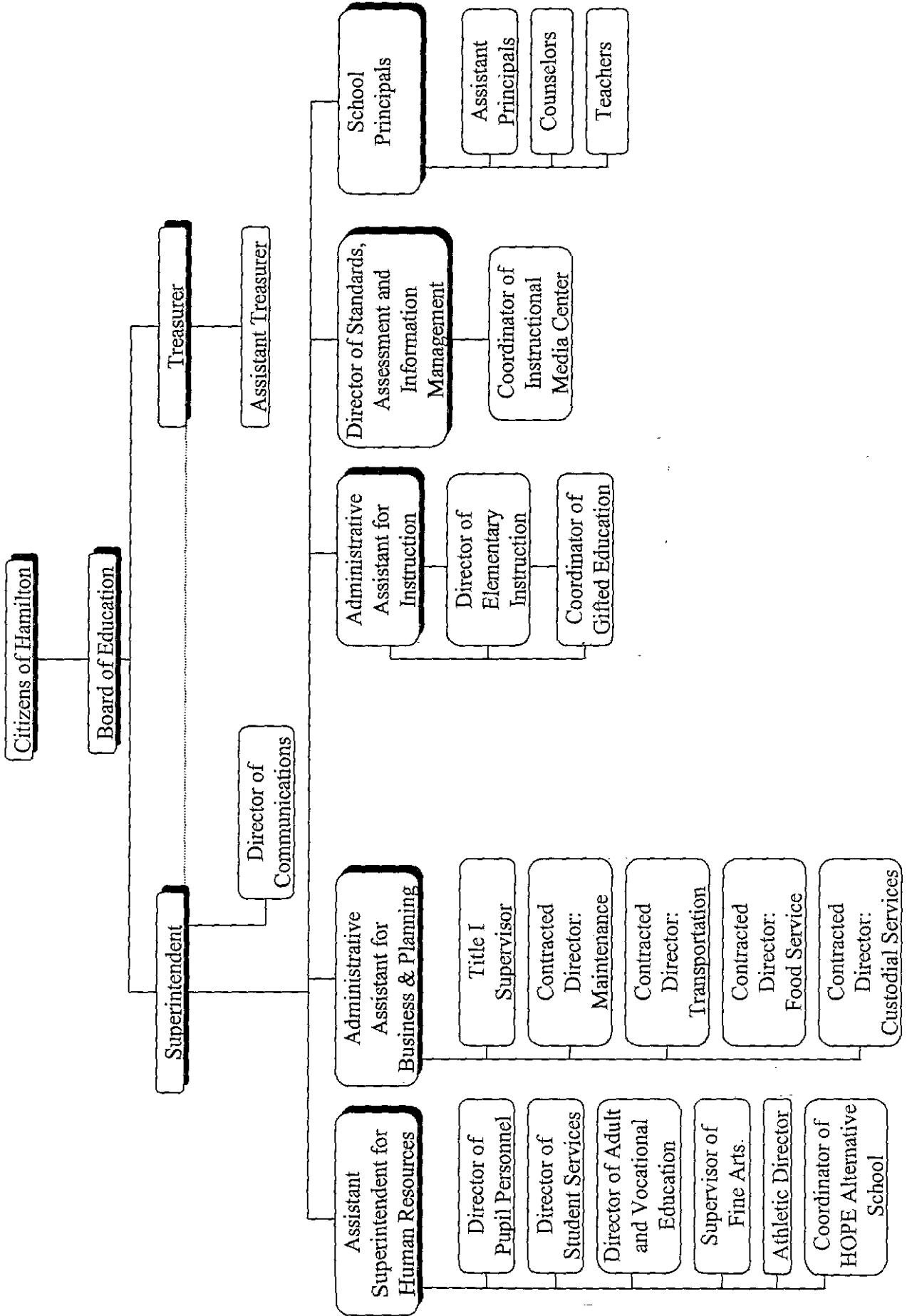
For the Fiscal Year Ended June 30, 1998

Upon recommendation of the Association's Panel of Review which has judged that the Report substantially conforms to principles and standards of ASBO's Certificate of Excellence Program

William A. Pearson
President

Don + Jergen
Executive Director

Hamilton City School District Organizational Chart



**Hamilton City School District
Appointed Officials
As of June 30, 1999**

<u>Official</u>	<u>Title</u>
Mrs. Janet Baker	Superintendent
Mrs. Joni Copas	Director of Communications
Mr. Robert A. Hancock	Treasurer
Mr. Lawrence E. Loos	Assistant Treasurer
Mr. Gene Hutzelman	Assistant Superintendent for Human Resources
Mr. William Valerius	Director of Pupil Personnel
Mr. Ronald Ellis	Director of Student Services
Mr. Paul Burkhardt	Director of Adult and Vocational Education
Mr. Clinton Bean	Supervisor of Fine Arts
Mr. Larry Wood	Athletic Director
Dr. David Isaacs	Coordinator of HOPE Alternative School
Dr. Everett Mann	Administrative Director of Business Affairs and State and Federal Programs
Mrs. Joyce Schueler	Title I Supervisor
Mr. Jerry Dolph	Director of Maintenance
Mrs. Beverly Martin	Director of Transportation
Mrs. Linda Vaupel	Director of Food Service
Mr. Mike Burns	Director of Custodial Services
Mrs. Donna Gereb	Director of Elementary Instruction
Mr. Ken Pierson	Director of Secondary Instruction
Mr. Barbara Fuerbacher	Director of Standards, Assessment and Information Management
Mrs. Carla Southers	Coordinator of Instructional Media Center
Mrs. Carol Robinson	Coordinator of Gifted Education

**Hamilton City School District
Consultants and Advisors
As of June 30, 1999**

Architect

Steed-Hammond-Paul
82 Williams Avenue
Hamilton, Ohio 45011

Independent Auditor

State of Ohio
Office of the Auditor
88 East Broad Street
P.O. Box 1140
Columbus, Ohio 43216-1140

Legal Council

Ennis, Roberts, & Fischer
Attorneys at Law
121 West Ninth Street
Cincinnati, Ohio 45202

Official Depositories

Fifth Third Bank
200 North Brookwood Avenue
Hamilton, Ohio 45013

KeyBank, N.A.
Second and High Streets
Hamilton, Ohio 45011

State Treasury Asset Reserve of Ohio
1228 Euclid Avenue
Cleveland, Ohio 44115

Health Insurance-3rd Party Administrator

CoreSource
222 Huber Village Road
Westerville, Ohio 43086

Bond Council

Peck, Shaffer, & Williams
425 Walnut Street
Cincinnati, Ohio 45202

Investment Counselor

Seasongood & Mayer
414 Walnut Street
Cincinnati, Ohio 45202

Scheper & McGowan
2 South Third Street
Hamilton, Ohio 45011

First National Bank of Southwestern Ohio
High and Third Streets
Hamilton, Ohio 45011

Star Bank, N.A. Butler County
High and Journal Square
Hamilton, Ohio 45011

Financial Section

NOW IS THE TIME TO BE IN HAMILTON

**On May 4, 1999, the residents of Hamilton
passed a 4.4 mill bond issue,
the first bond issue since 1956.**

**This bond issue will enable the district
to enhance learning opportunities for children.**

**The bond issue will generate \$45 million for needed
facility repairs, replacements and additions,
impacting each school in the district.**

**With the recent passage of this school bond issue
and the revitalization of Hamilton,**

**NOW IS THE TIME
TO BE IN HAMILTON**

Hamilton

CITY SCHOOL DISTRICT



STATE OF OHIO
OFFICE OF THE AUDITOR

JIM PETRO, AUDITOR OF STATE

250 West Court Street
Suite 150 E
Cincinnati, Ohio 45202
Telephone 513-361-8550
800-368-7419
Facsimile 513-361-8577
www.auditor.state.oh.us

REPORT OF INDEPENDENT ACCOUNTANTS

Hamilton City School District
Butler County
332 Dayton Street
P.O. Box 627
Hamilton, Ohio 45012

We have audited the accompanying general-purpose financial statements of Hamilton City School District, Butler County, Ohio, (the District) as of and for the fiscal year ended June 30, 1999, as listed in the table of contents. These general-purpose financial statements are the responsibility of the District's management. Our responsibility is to express an opinion on these general-purpose financial statements based on our audit.

We conducted our audit in accordance with generally accepted auditing standards and the standards applicable to financial audits contained in *Government Auditing Standards*, issued by the Comptroller General of the United States. Those standards require that we plan and perform the audit to obtain reasonable assurance about whether the financial statements are free of material misstatement. An audit includes examining, on a test basis, evidence supporting the amounts and disclosures in the financial statements. An audit also includes assessing the accounting principles used and significant estimates made by management, as well as evaluating the overall financial statement presentation. We believe that our audit provides a reasonable basis for our opinion.

In our opinion, the general-purpose financial statements referred to above present fairly, in all material respects, the financial position of Hamilton City School District, Butler County, Ohio, as of June 30, 1999, and the results of its operations and the cash flows of its proprietary fund types and nonexpendable trust fund for the year then ended in conformity with generally accepted accounting principles.

In accordance with *Government Auditing Standards*, we have also issued our report dated December 6, 1999, on our consideration of the District's internal control over financial reporting and our tests of its compliance with certain provisions of laws, regulations, contracts and grants.

Our audit was performed for the purpose of forming an opinion on the general-purpose financial statements of the District, taken as a whole. The combining and individual fund and account group financial statements and schedules listed in the table of contents, are presented for purposes of additional analysis and are not a required part of the general-purpose financial statements. Such information has been subjected to the auditing procedures applied in the audit of the general-purpose financial statements and, in our opinion, is fairly presented, in all material respects, in relation to the general-purpose financial statements taken as a whole.

We did not audit the data included in the introductory and statistical sections of this report and therefore express no opinion thereon.

A handwritten signature in black ink, appearing to read "Jim Petro".

Jim Petro
Auditor of State

December 6, 1999

Hamilton City School District

This Page Intentionally Left Blank

**General Purpose
Financial Statements**

**Hamilton City School District
 Combined Balance Sheet
 All Fund Types and Account Groups
 June 30, 1999**

	Governmental Fund Types			
	General	Special Revenue	Debt Service	Capital Projects
ASSETS AND OTHER DEBITS :				
Assets:				
Equity in pooled cash and investments	\$ 3,631,273	\$ 2,473,882	\$ 14,252	\$45,515,956
Cash and cash equivalents - restricted	519,052	-	-	-
Cash and cash equivalents with fiscal agents	-	-	-	-
Receivables (net of allowances for uncollectibles)				
Taxes	17,656,725	-	631,275	-
Taxes - delinquent	250,401	-	-	-
Accounts	767	4,751	-	1,150
Accrued interest	1,503	-	-	-
Intergovernmental	1,192,074	68,792	-	-
Interfund loan receivable	184,447	-	-	-
Due from other funds	266,311	30,544	-	-
Prepayments	25,091	71	-	-
Materials and supplies inventory	-	-	-	-
Land and land improvements	-	-	-	-
Buildings and building improvements	-	-	-	-
Furniture, equipment, and vehicles	-	-	-	-
Accumulated depreciation	-	-	-	-
Other debits:				
Amount to be provided for retirement of general long-term obligations	-	-	-	-
Total assets and other debits	<u>\$23,727,644</u>	<u>\$ 2,578,040</u>	<u>\$ 645,527</u>	<u>\$45,517,106</u>
LIABILITIES:				
Accounts payable	\$ 322,675	\$ 66,386	\$ -	\$ -
Accrued wages and benefits	6,220,020	991,377	-	686
Compensated absences payable	46,249	1,266	-	-
Interfund loans payable	-	134,447	-	50,000
Due to other governments	155,516	24,546	-	-
Due to other funds	16,079	280,707	-	-
Due to students	-	-	-	-
Deferred revenue	14,298,877	-	631,275	-
Accrued interest payable	-	-	13,957	-
General obligation notes payable	-	-	-	-
General obligation bonds payable	-	-	-	-
Bond anticipation notes payable	-	-	-	-
Notes Payable - Short Term	-	-	-	-
Obligation under capital leases	-	-	-	-
Total liabilities	<u>21,059,416</u>	<u>1,498,729</u>	<u>645,232</u>	<u>50,686</u>
EQUITY AND OTHER CREDITS:				
Contributed capital	-	-	-	-
Investment in general fixed assets	-	-	-	-
Retained earnings: unreserved	-	-	-	-
Fund balance:				
Reserved for encumbrances	934,558	1,246,583	-	127,278
Reserved for prepayments	25,091	71	-	-
Reserved for budget stabilization	519,052	-	-	-
Reserved for tax advances	4,618,239	-	-	-
Unreserved, undesignated	<u>(3,428,712)</u>	<u>(167,343)</u>	<u>295</u>	<u>45,339,142</u>
Total equity and other credits	<u>2,668,228</u>	<u>1,079,311</u>	<u>295</u>	<u>45,466,420</u>
Total liabilities, equity and other credits	<u>\$23,727,644</u>	<u>\$ 2,578,040</u>	<u>\$ 645,527</u>	<u>\$45,517,106</u>

The notes to the financial statements are an integral part of this statement.

Proprietary Fund Types		Fiduciary Fund Types	Account Groups		Totals 1999	Totals 1998
Enterprise	Internal Service	Trust and Agency	General Fixed Assets	General Long Term Obligations	(Memorandum Only)	(Memorandum Only)
\$ 91,269	\$ 33,465	\$ 189,483	\$ -	\$ -	\$ 51,949,580	\$ 5,472,883
-	-	-	-	-	519,052	519,052
-	-	500	-	-	500	500
-	-	-	-	-	18,288,000	17,948,000
-	-	-	-	-	250,401	615,779
244	9	47	-	-	6,968	33,451
-	-	-	-	-	1,503	27,053
11,987	-	-	-	-	1,272,853	1,065,892
-	-	-	-	-	184,447	320,135
-	-	-	-	-	296,855	430,866
-	-	-	-	-	25,162	26,029
74,345	-	-	-	-	74,345	93,497
-	-	-	1,152,689	-	1,152,689	1,035,908
-	-	-	26,848,571	-	26,848,571	25,549,873
585,840	-	-	14,528,865	-	15,114,705	13,629,329
(463,877)	-	-	-	-	(463,877)	(428,597)
-	-	-	-	53,424,153	53,424,153	8,218,440
<u>\$ 299,808</u>	<u>\$ 33,474</u>	<u>\$ 190,030</u>	<u>\$42,530,125</u>	<u>\$53,424,153</u>	<u>\$168,945,907</u>	<u>\$ 74,558,090</u>
\$ 6,161	\$ 1,785	\$ 2,189	\$ -	\$ -	\$ 399,196	\$ 229,080
32,717	8,724	-	-	-	7,253,524	6,910,625
4,586	-	-	-	4,926,811	4,978,912	4,686,954
-	-	-	-	-	184,447	320,135
35,782	-	1,016	-	382,504	599,364	586,149
69	-	-	-	-	296,855	430,866
-	-	34,549	-	-	34,549	32,425
53,401	-	-	-	-	14,983,553	17,678,846
-	-	-	-	-	13,957	31,133
-	-	-	-	2,560,000	2,560,000	3,280,000
-	-	-	-	4,500,000	4,500,000	-
-	-	-	-	40,500,000	40,500,000	-
-	-	-	-	-	-	1,713,000
-	-	-	-	554,838	554,838	114,188
<u>132,716</u>	<u>10,509</u>	<u>37,754</u>	<u>-</u>	<u>53,424,153</u>	<u>76,859,195</u>	<u>36,013,401</u>
87,514	-	-	-	-	87,514	89,897
-	-	-	42,530,125	-	42,530,125	39,658,852
79,578	22,965	431	-	-	102,974	102,482
35,526	145	3,847	-	-	2,347,937	2,952,401
-	-	-	-	-	25,162	26,029
-	-	-	-	-	519,052	519,052
-	-	-	-	-	4,618,239	1,976,029
<u>(35,526)</u>	<u>(145)</u>	<u>147,998</u>	<u>-</u>	<u>-</u>	<u>41,855,709</u>	<u>(6,780,053)</u>
<u>167,092</u>	<u>22,965</u>	<u>152,276</u>	<u>42,530,125</u>	<u>-</u>	<u>92,086,712</u>	<u>38,544,689</u>
<u>\$ 299,808</u>	<u>\$ 33,474</u>	<u>\$ 190,030</u>	<u>\$42,530,125</u>	<u>\$53,424,153</u>	<u>\$168,945,907</u>	<u>\$ 74,558,090</u>

**Hamilton City School District
 Combined Statement of Revenues, Expenditures and
 Changes in Fund Balance
 All Governmental Fund Types and Expendable Trust Funds
 For the Fiscal Year Ended June 30, 1999**

	Governmental Fund Types			
	<u>General</u>	<u>Special Revenue</u>	<u>Debt Service</u>	<u>Capital Projects</u>
Revenues:				
Taxes	\$21,725,163	\$ -	\$ -	\$ -
Tuition	615,100	21,167	-	-
Earnings on investments	450,073	29,783	-	53,614
Other local revenues	462,502	835,774	-	-
Intergovernmental	32,454,804	9,176,391	-	1,069,100
Total revenue	<u>55,707,642</u>	<u>10,063,115</u>	<u>-</u>	<u>1,122,714</u>
Expenditures:				
Current:				
Instruction:				
Regular	22,941,260	2,432,833	-	578,056
Special	4,913,488	2,568,484	-	-
Vocational	1,608,147	555,516	-	-
Adult/continuing	-	194,353	-	-
Other	850,320	-	-	-
Support services:				
Pupil	3,294,347	903,024	-	-
Instructional staff	1,770,316	852,878	-	51,381
Board of education	149,854	-	-	-
Administration	3,426,900	117,039	-	-
Fiscal	878,025	-	-	-
Business	442,791	68,609	-	-
Operations and maintenance	5,303,452	62,117	-	-
Pupil transportation	1,924,739	-	-	-
Central	865,285	49,582	-	46,838
Non-instructional services	43,248	940,745	-	-
Extracurricular activities	559,900	239,405	-	-
Capital outlay	1,413,945	306,389	-	576,777
Intergovernmental	-	8,396	-	-
Debt service:				
Principal retirement	104,545	-	520,000	-
Interest and fiscal charges	19,397	-	216,847	-
Total expenditures	<u>50,509,959</u>	<u>9,299,370</u>	<u>736,847</u>	<u>1,253,052</u>
Excess (deficiency) of revenues over (under) expenditures	<u>5,197,683</u>	<u>763,745</u>	<u>(736,847)</u>	<u>(130,338)</u>
Other financing sources (uses):				
Operating transfers in	-	77,038	723,185	-
Operating transfers (out)	(740,885)	(59,338)	-	-
Proceeds from sale of fixed assets	65,918	-	-	-
Proceeds from capital leases	659,383	-	-	-
Proceeds from sale of long-term bonds	-	-	13,957	4,500,000
Proceeds from bond anticipation notes	-	-	-	40,500,000
Total other financing sources (uses)	<u>(15,584)</u>	<u>17,700</u>	<u>737,142</u>	<u>45,000,000</u>
Excess (deficiency) of revenues and other financing sources over (under) expenditures and other uses	<u>5,182,099</u>	<u>781,445</u>	<u>295</u>	<u>44,869,662</u>
Fund balance July 1, 1998	(2,313,871)	297,866	-	596,758
Fund balance June 30, 1999	<u>\$ 2,868,228</u>	<u>\$ 1,079,311</u>	<u>\$ 295</u>	<u>\$ 45,466,420</u>

The notes to the financial statements are an integral part of this statement.

<u>Fiduciary Fund Types</u>	<u>Totals 1999 (Memorandum Only)</u>	<u>Totals 1998 (Memorandum Only)</u>
Expendable Trust		
\$ -	\$21,725,163	\$18,176,713
-	636,267	603,982
3,941	537,411	565,127
59,911	1,358,187	1,448,580
-	<u>42,700,295</u>	<u>36,699,959</u>
<u>63,852</u>	<u>66,957,323</u>	<u>57,494,361</u>
4,598	25,956,747	22,855,486
1,389	7,483,361	7,731,925
-	2,163,663	2,063,825
-	194,353	134,227
-	850,320	601,182
-	4,197,371	3,889,767
-	2,674,575	2,419,611
-	149,854	181,143
-	3,543,939	3,417,895
-	878,025	746,813
-	511,400	546,686
-	5,365,569	5,234,735
-	1,924,739	1,439,211
-	961,705	676,779
23,992	1,007,985	970,815
-	799,305	734,788
-	2,297,111	274,862
-	8,396	-
-	624,545	739,981
-	236,244	349,704
<u>29,979</u>	<u>61,829,207</u>	<u>55,009,435</u>
<u>33,873</u>	<u>5,128,116</u>	<u>2,484,926</u>
-	800,223	159,317
-	(800,223)	(179,317)
-	65,918	44,781
-	659,383	-
-	4,513,957	-
-	<u>40,500,000</u>	-
-	<u>45,739,258</u>	<u>24,781</u>
<u>33,873</u>	<u>50,867,374</u>	<u>2,509,707</u>
<u>66,832</u>	<u>(1,352,415)</u>	<u>(3,862,122)</u>
\$ <u>100,705</u>	\$ <u>49,514,959</u>	\$ <u>(1,352,415)</u>

Hamilton City School District
**Combined Statement of Revenues, Expenditures and
 Changes in Fund Balance**
Budget and Actual (Non-GAAP Budgetary Basis)
All Governmental Fund Types and Expendable Trust Funds
For the Fiscal Year Ended June 30, 1999

	<u>General Fund</u>		
	Revised Budget	Actual	Variance: Favorable (Unfavorable)
Revenues:			
Taxes	\$ 18,882,953	\$ 18,882,953	\$ -
Tuition	602,344	605,759	3,415
Earnings on investments	475,109	475,623	514
Other local revenue	459,933	459,933	-
Intergovernmental	<u>32,314,025</u>	<u>32,314,025</u>	-
Total revenues	<u>52,734,364</u>	<u>52,738,293</u>	<u>3,929</u>
Expenditures:			
Current:			
Instruction:			
Regular	23,697,917	23,277,871	420,046
Special	4,911,073	4,895,173	15,900
Vocational	1,712,454	1,678,442	34,012
Adult/Continuing	-	-	-
Other	874,058	872,737	1,321
Support services:			
Pupil	3,416,131	3,235,954	180,177
Instructional staff	1,890,233	1,827,452	62,781
General administration	174,902	161,545	13,357
School administration	3,493,468	3,451,282	42,186
Fiscal service	887,905	881,260	6,645
Business	668,070	528,804	139,266
Operations and maintenance	5,542,287	5,509,178	33,109
Pupil transportation	2,126,991	2,014,452	112,539
Central	1,052,728	1,036,612	16,116
Non-instructional services	44,750	44,543	207
Extracurricular activities	561,612	558,615	2,997
Capital outlay	1,032,857	960,890	71,967
Debt service:			
Principal repayment	-	-	-
Interest	-	-	-
Intergovernmental	-	-	-
Total expenditures	<u>52,087,436</u>	<u>50,934,810</u>	<u>1,152,626</u>
Excess (deficiency) of revenues over (under) expenditures	<u>646,928</u>	<u>1,803,483</u>	<u>1,156,555</u>
Other financing sources (uses)			
Operating transfers in	-	-	-
Proceeds from sale of long-term bonds	-	-	-
Proceeds from bond anticipation notes	-	-	-
Proceeds from sale of fixed assets	65,918	65,918	-
Refund of Prior Year Expenditures	2,099	2,099	-
Operating transfers (out)	(2,713,885)	(2,653,885)	(60,000)
Refund of Prior Year Receipts	-	-	-
Advances in	320,135	320,135	-
Advances (out)	(704,792)	(184,447)	(520,345)
Total other financing sources (uses)	<u>(3,030,525)</u>	<u>(2,450,180)</u>	<u>(580,345)</u>
Excess(deficiency) of revenues and other financing sources over (under) expenditures and other financing uses	<u>(2,383,597)</u>	<u>(646,697)</u>	<u>1,736,900</u>
Fund balance July 1, 1998	1,551,799	1,551,799	-
Prior year encumbrances appropriated	<u>1,908,834</u>	<u>1,908,834</u>	-
Fund balance June 30, 1999	<u>\$ 1,077,036</u>	<u>\$ 2,813,936</u>	<u>\$ 1,736,900</u>

The notes to the financial statements are an integral part of this statement.

Special Revenue			Debt Service		
Revised Budget	Actual	Variance: Favorable (Unfavorable)	Revised Budget	Actual	Variance: Favorable (Unfavorable)
\$ -	\$ -	\$ -	\$ -	\$ -	\$ -
21,167	21,167	-	-	-	-
29,783	29,783	-	-	-	-
862,689	862,689	-	-	-	-
9,099,094	9,119,094	20,000	-	-	-
<u>10,012,733</u>	<u>10,032,733</u>	<u>20,000</u>	-	-	-
2,638,318	2,524,072	114,246	-	-	-
3,308,792	3,002,937	305,855	-	-	-
721,990	645,139	76,851	-	-	-
232,750	206,106	26,644	-	-	-
-	-	-	-	-	-
1,184,030	984,683	199,347	-	-	-
1,174,883	894,163	280,720	-	-	-
-	-	-	-	-	-
124,532	111,362	13,170	-	-	-
-	-	-	-	-	-
68,609	68,609	-	-	-	-
78,542	66,300	12,242	-	-	-
-	-	-	-	-	-
59,515	56,370	3,145	-	-	-
1,174,314	1,132,311	42,003	-	-	-
333,430	267,440	65,990	-	-	-
306,389	306,389	-	-	-	-
-	-	-	2,446,957	2,433,000	13,957
-	-	-	203,185	202,890	295
8,396	8,396	-	-	-	-
<u>11,414,490</u>	<u>10,274,277</u>	<u>1,140,213</u>	<u>2,650,142</u>	<u>2,635,890</u>	<u>14,252</u>
<u>(1,401,757)</u>	<u>(241,544)</u>	<u>1,160,213</u>	<u>(2,650,142)</u>	<u>(2,635,890)</u>	<u>14,252</u>
77,038	77,038	-	2,636,185	2,636,185	-
-	-	-	13,957	13,957	-
-	-	-	-	-	-
-	-	-	-	-	-
(59,338)	(59,338)	-	-	-	-
-	-	-	-	-	-
134,447	134,447	-	-	-	-
-	(270,135)	270,135	-	-	-
<u>152,147</u>	<u>(117,988)</u>	<u>270,135</u>	<u>2,650,142</u>	<u>2,650,142</u>	-
<u>(1,249,610)</u>	<u>(359,532)</u>	<u>1,430,348</u>	<u>-</u>	<u>14,252</u>	<u>14,252</u>
768,712	768,712	-	-	-	-
751,033	751,033	-	-	-	-
<u>\$ 270,135</u>	<u>\$ 1,160,213</u>	<u>\$ 1,430,348</u>	<u>\$ -</u>	<u>\$ 14,252</u>	<u>\$ 14,252</u>

Continued

**Hamilton City School District
 Combined Statement of Revenues, Expenditures and
 Changes in Fund Balance
 Budget and Actual (Non-GAAP Budgetary Basis)
 All Governmental Fund Types and Expendable Trust Funds
 For the Fiscal Year Ended June 30, 1999 (Continued)**

	Capital Projects			Expendable Trust		
	Revised Budget	Actual	Variance: Favorable (Unfavorable)	Revised Budget	Actual	Variance: Favorable (Unfavorable)
Revenues:						
Taxes	\$ -	\$ -	\$ -	\$ -	\$ -	\$ -
Tuition	-	-	-	-	-	-
Earnings on investments	53,582	53,615	33	3,941	3,941	-
Other local revenue	-	-	-	61,190	61,190	-
Intergovernmental	1,067,950	1,067,950	-	-	-	-
Total revenues	1,121,532	1,121,565	33	65,131	65,131	-
Expenditures:						
Current:						
Instruction:						
Regular	893,308	578,056	315,252	5,418	4,618	800
Special	-	-	-	3,216	1,717	1,499
Vocational	-	-	-	-	-	-
Adult/Continuing	-	-	-	-	-	-
Other	-	-	-	-	-	-
Support services:						
Pupil	-	-	-	-	-	-
Instructional staff	56,392	50,695	5,697	-	-	-
General administration	-	-	-	-	-	-
School administration	-	-	-	-	-	-
Fiscal service	-	-	-	-	-	-
Business	-	-	-	-	-	-
Operations and maintenance	-	-	-	-	-	-
Pupil transportation	-	-	-	-	-	-
Central	50,113	46,839	3,274	-	-	-
Non-instructional services	-	-	-	122,732	24,904	97,828
Extracurricular activities	-	-	-	-	-	-
Capital outlay	45,742,293	731,453	45,010,840	-	-	-
Debt service	-	-	-	-	-	-
Principal repayment	-	-	-	-	-	-
Interest	-	-	-	-	-	-
Total expenditures	46,742,106	1,407,043	45,335,063	131,366	31,239	100,127
Excess (deficiency) of revenues over (under) expenditures	(45,620,574)	(285,478)	45,335,096	(66,235)	33,892	100,127
Other financing sources (uses)						
Operating transfers in	-	-	-	-	-	-
Proceeds from sale of long-term bonds	4,500,000	4,500,000	-	-	-	-
Proceeds from bond anticipation notes	40,500,000	40,500,000	-	-	-	-
Proceeds from sale of fixed assets	-	-	-	-	-	-
Refund of Prior Year Expenditures	-	-	-	-	-	-
Operating transfers (out)	-	-	-	-	-	-
Refund of Prior Year Receipts	-	-	-	(1,028)	(1,028)	-
Advances in	50,000	50,000	-	-	-	-
Advances (out)	-	(50,000)	(50,000)	-	-	-
Total other financing sources (uses)	45,050,000	45,000,000	(50,000)	(1,028)	(1,028)	-
Excess(deficiency) of revenues and other financing sources over (under) expenditures and other financing uses	(570,574)	44,714,522	45,285,096	(67,263)	32,864	100,127
Fund balance July 1, 1998	160,543	160,543	-	65,713	65,713	-
Prior year encumbrances appropriated	513,613	513,613	-	1,550	1,550	-
Fund balance June 30, 1999	\$ 103,582	\$45,388,678	\$45,285,096	\$ -	\$ 100,127	\$ 100,127

The notes to the financial statements are an integral part of this statement.

Hamilton City School District
 Combined Statement of Revenues, Expenses and
 Changes in Retained Earnings/Fund Balance
 All Proprietary Fund Types and Nonexpendable Trust Funds
 For the Fiscal Year Ended June 30, 1999

	Proprietary Fund Types		Fiduciary Fund Types	Totals 1999	Totals 1998
	Enterprise	Internal Service	Nonexpendable Trust	(Memorandum Only)	(Memorandum Only)
Operating revenues:					
Tuition and fees	\$ 49,231	\$ 91,426	\$ -	\$ 140,657	\$ 301,026
Earnings on investments (trust funds)	-	-	3,746	3,746	3,086
Sales	1,192,117	-	-	1,192,117	1,215,495
Other operating revenues	9,029	73,381	1,548	83,958	111,645
Total operating revenues	<u>1,250,377</u>	<u>164,807</u>	<u>5,294</u>	<u>1,420,478</u>	<u>1,631,252</u>
Operating expenses:					
Salaries and wages	1,042,418	-	-	1,042,418	1,023,817
Fringe benefits	307,316	-	-	307,316	387,502
Purchased services	181,155	76,271	-	257,426	254,918
Supplies	1,277,921	667	-	1,278,588	1,355,017
Depreciation	39,030	-	-	39,030	28,670
Other operating expenses	1,276	83,941	2,974	88,191	464,147
Capital outlay	(966)	-	-	(966)	-
Total operating expenses	<u>2,848,150</u>	<u>160,879</u>	<u>2,974</u>	<u>3,012,003</u>	<u>3,514,071</u>
Operating income (loss)	<u>(1,597,773)</u>	<u>3,928</u>	<u>2,320</u>	<u>(1,591,525)</u>	<u>(1,882,819)</u>
Nonoperating revenues (expenses):					
Earnings on investments	-	1,213	-	1,213	6,905
Operating grants	1,594,508	-	-	1,594,508	1,613,410
Loss on Sale of Fixed Assets	(820)	-	-	(820)	(194)
Total nonoperating revenues (expenses)	<u>1,593,688</u>	<u>1,213</u>	<u>-</u>	<u>1,594,901</u>	<u>1,620,121</u>
Net income (loss) before operating transfers	<u>(4,085)</u>	<u>5,141</u>	<u>2,320</u>	<u>3,376</u>	<u>(262,698)</u>
Operating transfers in / (out)					
Operating transfers in	-	-	-	-	20,000
Total operating transfers	<u>-</u>	<u>-</u>	<u>-</u>	<u>-</u>	<u>20,000</u>
Net income (loss)	<u>(4,085)</u>	<u>5,141</u>	<u>2,320</u>	<u>3,376</u>	<u>(242,698)</u>
Retained earnings/contributed capital at July 1, 1998	<u>171,177</u>	<u>17,824</u>	<u>49,251</u>	<u>238,252</u>	<u>480,950</u>
Retained earnings/contributed capital at June 30, 1999	<u>\$ 167,092</u>	<u>\$ 22,965</u>	<u>\$ 51,571</u>	<u>\$ 241,628</u>	<u>\$ 238,252</u>

The notes to the financial statements are an integral part of this statement.

Hamilton City School District
Combined Statement of Cash Flows
All Proprietary Fund Types and Nonexpendable Trust Funds
For the Fiscal Year Ended June 30, 1999

	Proprietary Fund Types		Fiduciary Fund Types	Totals 1999	Totals 1998
	Enterprise	Internal Service	Nonexpendable Trust	(Memorandum Only)	(Memorandum Only)
Cash flows from operating activities:					
Cash received from tuition and fees	\$ 49,232	\$ 91,426	\$ -	\$ 140,658	\$ 301,026
Cash received from sales	1,192,116	-	-	1,192,116	1,215,495
Cash received from other operations	5,515	73,371	1,548	80,434	115,452
Cash payments for personal services	(1,413,446)	-	-	(1,413,446)	(1,343,112)
Cash payments for purchased services	(180,455)	(81,840)	-	(262,295)	(255,669)
Cash payments for supplies and materials	(1,252,100)	-	-	(1,252,100)	(1,322,121)
Cash payments for other expenses	(1,245)	(75,217)	(4,076)	(80,538)	(466,056)
Net cash provided by (used for) operating activities	<u>(1,600,383)</u>	<u>7,740</u>	<u>(2,528)</u>	<u>(1,595,171)</u>	<u>(1,754,985)</u>
Cash flows from noncapital financing activities:					
Cash received from operating grants	1,564,150	-	-	1,564,150	1,584,561
Transfers in from other funds	-	-	-	-	20,000
Cash received (used) - interfund loans	-	-	-	-	-
Cash received from other non-operating revenues	1,306	-	-	1,306	-
Net cash provided by noncapital financing activities	<u>1,565,456</u>	<u>-</u>	<u>-</u>	<u>1,565,456</u>	<u>1,604,561</u>
Cash flows from capital and related financing activities:					
Acquisition of capital assets	<u>(33,186)</u>	<u>-</u>	<u>-</u>	<u>(33,186)</u>	<u>(58,855)</u>
Net cash used for capital and related financing activities	<u>(33,186)</u>	<u>-</u>	<u>-</u>	<u>(33,186)</u>	<u>(58,855)</u>
Cash flows from investing activities:					
Interest on cash equivalents	<u>-</u>	<u>1,213</u>	<u>3,746</u>	<u>4,959</u>	<u>9,991</u>
Net cash provided by investing activities	<u>-</u>	<u>1,213</u>	<u>3,746</u>	<u>4,959</u>	<u>9,991</u>
Net increase (decrease) in cash/cash equivalents	(68,113)	8,953	1,218	(57,942)	(199,288)
Cash and cash equivalents at beginning of year	159,382	24,512	52,795	236,689	435,977
Cash and cash equivalents at end of year	<u>\$ 91,269</u>	<u>\$ 33,465</u>	<u>\$ 54,013</u>	<u>\$ 178,747</u>	<u>\$ 236,689</u>

Reconciliation of Nonexpendable Trust Fund Cash Balances as of June 30, 1999:

Total cash and cash equivalents per Balance Sheet, Trust and Agency Funds	\$ 189,983
Less Cash and cash equivalents, Expendable Trust Funds	(100,705)
Cash and cash equivalents, Agency Funds	<u>(35,265)</u>
Cash and cash equivalents, Nonexpendable Trust Funds as of June 30, 1999	<u>\$ 54,013</u>

Continued

**Hamilton City School District
 Combined Statement of Cash Flows (continued)
 All Proprietary Fund Types and Nonexpendable Trust Funds
 For the Fiscal Year Ended June 30, 1999**

Reconciliation of operating income (loss) to net cash provided by (used for) operating activities:

Operating income (loss)	<u>\$ (1,597,773)</u>	<u>\$ 3,928</u>	<u>\$ 2,320</u>	<u>\$ (1,591,525)</u>	<u>\$ (1,882,819)</u>
Adjustments to reconcile operating income (loss) to net cash provided by (used for) operating activities:					
Depreciation	39,030	-	-	39,030	28,670
Donated commodities used	28,086	-	-	28,086	45,147
Interest on cash equivalents	-	-	(3,746)	(3,746)	(3,086)
Changes in assets and liabilities:					
(Increase) Decrease in receivables	(6,457)	(10)	-	(6,467)	(1,273)
Increase (Decrease) in deferred revenue	(19,799)	-	-	(19,799)	170
(Increase) Decrease in materials & supplies	19,152	-	-	19,152	12,114
Increase (Decrease) in accounts payable	1,154	(4,902)	1,426	(2,322)	(3,935)
Increase (Decrease) in accrued wages	5,882	8,724	-	14,606	(22,767)
Increase (Decrease) in due to other funds	(65,307)	-	-	(65,307)	65,292
(Increase) Decrease in due from other funds	-	-	-	-	-
Increase (Decrease) in due to other gov't.	(4,351)	-	(2,528)	(6,879)	7,502
Total adjustments	<u>(2,610)</u>	<u>3,812</u>	<u>(4,848)</u>	<u>(3,646)</u>	<u>127,834</u>
Net cash provided by (used for) operating activities	<u>\$ (1,600,383)</u>	<u>\$ 7,740</u>	<u>\$ (2,528)</u>	<u>\$ (1,595,171)</u>	<u>\$ (1,754,985)</u>

Noncash investing, capital and financing activities: NONE

The notes to the financial statements are an integral part of this statement.

Hamilton City School District
Combined Statement of Revenues, Expenses and
Changes in Retained Earnings/Fund Balance
Budget and Actual (Non-GAAP Budgetary Basis)
All Proprietary Fund Types and Nonexpendable Trust Funds
For the Fiscal Year Ended June 30, 1999

	<u>Enterprise Funds</u>		
	<u>Revised Budget</u>	<u>Actual</u>	<u>Variance: Favorable (Unfavorable)</u>
Operating revenues:			
Tuition and fees	\$ 49,232	\$ 49,232	\$ -
Earnings on investments (trust funds)	4,232	4,232	-
Sales	1,192,117	1,192,117	-
Refund of Prior Years Expense	-	-	-
Other operating revenue	<u>1,283</u>	<u>1,283</u>	<u>-</u>
Total operating revenues	<u>1,246,864</u>	<u>1,246,864</u>	<u>-</u>
Operating expenses:			
Salaries and wages	1,056,683	1,038,833	17,850
Fringe benefits	379,452	374,613	4,839
Purchased services	203,732	191,585	12,147
Supplies and materials	1,293,833	1,279,885	13,948
Capital outlay	35,424	35,358	66
Other operating expenses	<u>2,578</u>	<u>1,245</u>	<u>1,333</u>
Total operating expenses	<u>2,971,702</u>	<u>2,921,519</u>	<u>50,183</u>
Operating income (loss)	<u>(1,724,838)</u>	<u>(1,674,655)</u>	<u>50,183</u>
Nonoperating revenues (expenses):			
Interest revenue	-	-	-
Other	1,307	1,307	-
Operating grants	<u>1,564,150</u>	<u>1,564,150</u>	<u>-</u>
Total nonoperating revenues (expenses)	<u>1,565,457</u>	<u>1,565,457</u>	<u>-</u>
Income (loss) before operating transfers	<u>(159,381)</u>	<u>(109,198)</u>	<u>50,183</u>
Transfers and advances			
Operating transfers in	-	-	-
Advances in	-	-	-
Advances out	<u>-</u>	<u>-</u>	<u>-</u>
Total transfers and advances	<u>-</u>	<u>-</u>	<u>-</u>
Net income (loss)	<u>(159,381)</u>	<u>(109,198)</u>	<u>50,183</u>
Retained earnings/Fund balance July 1, 1998	133,093	133,093	-
Prior year encumbrances appropriated	<u>26,288</u>	<u>26,288</u>	<u>-</u>
Retained earnings/Fund balance June 30, 1999	<u>\$ -</u>	<u>\$ 50,183</u>	<u>\$ 50,183</u>

The notes to the financial statements are an integral part of this statement.

Internal Service Funds			Nonexpendable Trust Funds		
Revised Budget	Actual	Variance: Favorable (Unfavorable)	Revised Budget	Actual	Variance: Favorable (Unfavorable)
\$ -	\$ -	\$ -	\$ -	\$ -	\$ -
-	-	-	3,746	3,746	-
91,426	91,426	-	-	-	-
-	-	-	-	-	-
73,371	73,371	-	1,548	1,548	-
<u>164,797</u>	<u>164,797</u>	<u>-</u>	<u>5,294</u>	<u>5,294</u>	<u>-</u>
-	-	-	-	-	-
-	-	-	-	-	-
93,996	81,985	12,011	-	-	-
-	-	-	-	-	-
-	-	-	-	-	-
96,525	75,217	21,308	58,089	4,563	53,526
<u>190,521</u>	<u>157,202</u>	<u>33,319</u>	<u>58,089</u>	<u>4,563</u>	<u>53,526</u>
<u>(25,724)</u>	<u>7,595</u>	<u>33,319</u>	<u>(52,795)</u>	<u>731</u>	<u>53,526</u>
1,212	1,213	1	-	-	-
-	-	-	-	-	-
-	-	-	-	-	-
<u>1,212</u>	<u>1,213</u>	<u>1</u>	<u>-</u>	<u>-</u>	<u>-</u>
<u>(24,512)</u>	<u>8,808</u>	<u>33,320</u>	<u>(52,795)</u>	<u>731</u>	<u>53,526</u>
-	-	-	-	-	-
-	-	-	-	-	-
-	-	-	-	-	-
<u>(24,512)</u>	<u>8,808</u>	<u>33,320</u>	<u>(52,795)</u>	<u>731</u>	<u>53,526</u>
24,512	24,512	-	48,532	48,532	-
-	-	-	4,263	4,263	-
<u>\$ -</u>	<u>\$ 33,320</u>	<u>\$ 33,320</u>	<u>\$ -</u>	<u>\$ 53,526</u>	<u>\$ 53,526</u>

HAMILTON CITY SCHOOL DISTRICT

Notes to the Financial Statements For the Fiscal Year Ended June 30, 1999

1. Description of the District

The Hamilton City School District (the District) was originally chartered in 1851 by the Ohio State Legislature. In 1853 State Laws were enacted to create local Boards of Education. Today, the District operates under current standards prescribed by the Ohio State Board of Education as provided in division (D) of Section 3301.07 and Section 119.01 of the Ohio Revised Code.

The District operates under a locally elected five member Board (the Board) form of government and provides educational services as authorized by its charter or further mandated by state and/or federal agencies. This Board controls the District's instructional and support facilities staffed by 397 non-certificated personnel and 709 certificated full time teaching and administrative personnel to provide services to students and other community members.

The District is the 20th largest in the State of Ohio (among 611 districts) in terms of enrollment and is the second largest school district in Butler County. It currently operates 14 elementary schools, 3 junior high schools (grades 7-9), and 1 comprehensive high school (grades 10-12).

2. Summary of Significant Accounting Policies

The financial statements of the District have been prepared in conformity with generally accepted accounting principles (GAAP) as applied to governmental units. The Governmental Accounting Standards Board (GASB) is the accepted standard setting body for establishing governmental accounting and financial reporting principles. The District's significant accounting policies are described below.

A. The Reporting Entity

In accordance with Governmental Accounting Standards Board (GASB) Statement No. 14, the financial reporting entity consists of a primary government and its component units.

The District is a primary government because it is a special-purpose government that has a separately elected governing body, is legally separate, and is fiscally independent of other state and local governments.

The District's Board of Education also serves as the statutory overseer of the Lane Public Library (the Library). As provided by Ohio Law, the Board of Education appoints trustees to the Library and approves the Library's annual tax budget. However, the District is not financially accountable for the activities of the Library. Furthermore, the District has only ministerial approval of the Library's tax budget and can not amend the budget. The trustees are charged with the responsibility of managing the Library's overall operations and the Library is a separate entity for financial reporting. Accordingly, the Library's financial position is not included in this report.

There are no component units combined with the District for financial statement presentation purposes, and it is not included in any other governmental reporting entity. Consequently, the District's financial statements include only the funds and account groups of those organizational

HAMILTON CITY SCHOOL DISTRICT

Notes to the Financial Statements For the Fiscal Year Ended June 30, 1999

2. Summary of Significant Accounting Policies (Continued)

entities for which its elected governing body is financially accountable. The District's major operations include education, pupil transportation, food service, and maintenance of District facilities.

B. Basis of Presentation - Fund Accounting

The accounts of the District are maintained on the basis of fund and account groups, each of which is considered a separate accounting entity. The operation of each fund is accounted for within a separate set of self-balancing accounts that comprise its assets, liabilities, fund equity and other credits, revenues, and expenditures or expenses, as appropriate. The following fund types and account groups are used by the District:

Governmental Funds

Governmental funds are those through which most governmental functions of the District are financed. The acquisition, use and balances of the District's expendable financial resources and the related liabilities (except for those accounted for in proprietary funds) are accounted for through Governmental Funds. The following are the District's Governmental Fund Types:

General Fund

The General Fund is the general operating fund of the District and is used to account for all financial resources except those required to be accounted for in another fund.

Special Revenue Funds

Special Revenue Funds are used to account for the proceeds of specific revenue sources (other than expendable trust, or major capital projects) that are legally restricted to expenditures for specified purposes.

Debt Service Fund

The Debt Service Fund is used to account for the accumulation of resources for, and the payment of, general long-term debt principal and interest and related cost and for the payment of interest on general obligation notes payable, as required by Ohio Law.

Capital Projects Funds

Capital Projects Funds are used to account for financial resources to be used for the acquisition or construction of major capital facilities (other than those financed by Proprietary Funds).

HAMILTON CITY SCHOOL DISTRICT

Notes to the Financial Statements For the Fiscal Year Ended June 30, 1999

2. Summary of Significant Accounting Policies (Continued)

Proprietary Funds

Proprietary Funds are used to account for the District's ongoing activities which are similar to those most often found in the private sector.

The following are the District's Proprietary Fund Types:

Enterprise Funds

Enterprise Funds are used to account for operations (a) that are financed and operated in a manner similar to private business enterprises -- where the intent of the governing body is that the cost (expenses, including depreciation) of providing goods or services to the general public on a continuing basis be financed or recovered primarily through user charges; or (b) where the governing body has decided that periodic determination of revenues earned, expenses incurred, and/or net income is appropriate for capital maintenance, public policy, management control, accountability or other purposes.

Internal Service Funds

Internal Service Funds are used to account for the financing of goods or services provided by one department or to other departments or agencies of the District, or to other governments, on a cost reimbursement basis

Fiduciary Funds

Fiduciary Funds are used to account for the assets held by the District in a trustee capacity or as an agent for individuals, private organizations, other governmental units and/or other funds. These include Expendable Trust, Nonexpendable Trust, and Agency Funds. Expendable Trust Funds are accounted for in essentially the same manner as Governmental Funds. Nonexpendable Trust Funds are accounted for in essentially the same manner as Proprietary Funds.

Agency Funds are custodial in nature (assets equal liabilities) and do not involve measurement of results of operations.

Account Groups

To make a clear distinction between fixed assets related to specific funds and those of general government, and between long term liabilities related to specific funds and those of general nature, the following account groups are used:

HAMILTON CITY SCHOOL DISTRICT

Notes to the Financial Statements For the Fiscal Year Ended June 30, 1999

2. Summary of Significant Accounting Policies (Continued)

General Fixed Assets Account Group

This group of accounts is established to account for all fixed assets of the District, other than those accounted for in Proprietary Funds and Fiduciary Funds.

General Long Term Obligations Account Group

This group of accounts is established to account for all long-term obligations of the District, except those accounted for in Proprietary Funds and Fiduciary Funds.

C. Measurement Focus/Basis of Accounting

Measurement Focus: All governmental funds and Expendable Trust Funds are accounted for using a current financial resources measurement focus. With this measurement focus, only current assets and current liabilities generally are included on the balance sheet. Operating statements of these funds present increases (i.e., revenues and other financing sources) and decreases (i.e., expenditures and other financing uses) in net current assets.

All proprietary funds and Nonexpendable Trust Funds are accounted for on a flow of economic resources measurement focus. With this measurement focus, all assets and all liabilities associated with the operation of these funds are included on the balance sheet. Fund equity (i.e., net total assets) is segregated into contributed capital and retained earnings components. Proprietary fund type operating statements present increases (i.e., revenues) and decreases (i.e., expenses) in net total assets.

Under the provisions of Governmental Accounting Standards Board No. 20, "Accounting and Financial Reporting for Proprietary Funds and Other Governmental Entities That Use Proprietary Fund Accounting," the District has elected not to follow Financial Accounting Standards Board guidance issued subsequent to November 30, 1989.

Basis of Accounting: The modified accrual basis of accounting is used by all governmental fund types, Expendable Trust Funds, and Agency Funds. Under the modified accrual basis of accounting revenues are recognized when susceptible to accrual (i.e., when they become both measurable and available). "Measurable" means the amount of the transaction can be determined and "available" means collectible within the current period or soon enough thereafter to be used to pay liabilities of the current period. Revenue accrued at the end of the fiscal year includes property taxes, interest, tuition, and state and federal grants. Delinquent property taxes not received as of fiscal year end and property taxes that are intended to finance the subsequent fiscal year operations have been recorded as deferred revenues. Expenditures are recorded when the related fund liability is incurred. Principal and interest on general long-term debt are recorded as fund liabilities when due. The accrual basis of accounting is utilized by proprietary fund types and Nonexpendable Trust Funds. Under this method, revenues are recorded when earned and expenses are recorded at the time the liabilities are incurred.

HAMILTON CITY SCHOOL DISTRICT

Notes to the Financial Statements For the Fiscal Year Ended June 30, 1999

2. Summary of Significant Accounting Policies (Continued)

D. Budgetary Data

Budgetary Basis of Accounting: The District's budgetary process accounts for certain transactions on a basis other than GAAP. The major difference between the budget basis and the GAAP basis are:

1. Revenues are recorded when received in cash (budget) as opposed to when susceptible to accrual (GAAP basis).
2. Expenditures are recorded when paid in cash (budget) as opposed to when the liability is incurred (GAAP basis).

The actual results of operations, compared to the final appropriation, which includes amendments to the original appropriation, for each fund type by expenditure function and revenue by source are presented in the *Combined Statements of Revenues, Expenditures/Expenses and Changes in Retained Earnings/Fund Balances- Budget and Actual (Non-GAAP Budgetary Basis)*.

The District is required by State statute to adopt an annual appropriated budget for all fund types except Agency Funds. The specific timetable is as follows:

1. Prior to January 15 of the preceding fiscal year, the Treasurer submits to the Board of Education a proposed operating budget for the fiscal year commencing the following July 1. The budget includes proposed expenditures and the means of financing for all funds. Public hearings are publicized and conducted to obtain taxpayers comments. The expressed purpose of this budget document is to reflect the need for existing (or increased) tax rates.
2. By no later than January 20, the Board adopted budget is filed with the Butler County Budget Commission for tax rate determination.
3. Prior to March 15, the Board accepts by formal resolution, the tax rates as determined by the Budget Commission and receives the Commission's Certificate of Estimated Resources which states the projected revenue of each fund. Prior to June 30, the District must revise its budget so that total contemplated expenditures from any fund during the ensuing year will not exceed the amount stated in the Certificate of Estimated Resources (the Certificate). The revised budget then serves as a basis for the appropriation measure. On or about July 1, the certificate is amended to include any unencumbered balances from the preceding year as reported by the District's Treasurer. The Certificate may be further amended during the year if projected increases or decreases in revenue are identified by the District Treasurer. The amounts reported in the budgetary statement reflect the amounts set forth in the final amended certificate.

HAMILTON CITY SCHOOL DISTRICT

Notes to the Financial Statements For the Fiscal Year Ended June 30, 1999

2. Summary of Significant Accounting Policies (Continued)

4. By July 1, the annual appropriation resolution is legally enacted by the Board at the fund, function, and object level of expenditures, which are the legal levels of budgetary control. (State statute permits a temporary appropriation to be effective until no later than October 1 of each year.) Resolution appropriations by fund must be within the estimated resources as certified by the Butler County Budget Commission and the total of expenditures and encumbrances may not exceed the appropriation totals.
5. Any revisions that alter the total of any fund appropriation or alter total function appropriations within a fund, or alter object appropriations within functions must be approved by the Board.
6. Formal budgetary integration is employed as a management control device during the year for all funds consistent with statutory provisions. All departments/functions and funds completed the year within the amount of their legally authorized appropriation.
7. Appropriation amounts are as originally adopted, or as amended by the Board through the year by supplemental appropriations which either reallocated or increased the original appropriated amounts. All supplemental appropriations were legally enacted by the Board during the current fiscal year.
8. Unencumbered appropriations lapse at year end. Encumbered appropriations are carried forward to the succeeding fiscal year and need not be re-appropriated. Expenditures plus encumbrances may not legally exceed budgeted appropriations at the fund, function and/or object level.

The original appropriation measure was amended during the fiscal year as detailed in Table #1.

Table #1	Original Appropriation Measure	Amount Amended	Ending Appropriation Measure
Governmental:			
General	\$48,444,874	\$5,152,405	\$53,597,279
Special Revenue	7,007,549	3,478,226	10,485,775
Debt Service	2,636,185	13,957	2,650,142
Capital Projects	5,000	46,250,167	46,255,167
Proprietary:			
Enterprise	3,079,200	(133,787)	2,945,413
Internal Service	240,100	160,767	400,867
Fiduciary:			
Expendable Trust	15,000	115,844	130,844
Nonexpendable Trust	<u>4,400</u>	<u>49,426</u>	<u>53,826</u>
Totals	<u>\$61,432,308</u>	<u>\$55,087,005</u>	<u>\$116,519,313</u>

HAMILTON CITY SCHOOL DISTRICT

Notes to the Financial Statements For the Fiscal Year Ended June 30, 1999

2. Summary of Significant Accounting Policies (Continued)

E. Encumbrances

Encumbrance accounting is utilized by District funds in the normal course of operations for purchase orders and contract related expenditures. An encumbrance is a reserve on the available spending authority due to commitment for a future expenditure and does not represent a liability. For governmental fund types encumbrances outstanding at fiscal year end appear as a reserve of the fund balance on a GAAP Basis and for all funds as the equivalent of expenditures/expenses on a non-GAAP budgetary basis in order to demonstrate legal compliance. Note 4 provides a reconciliation of the budgetary basis and GAAP basis of accounting.

F. Cash and Investments

To improve cash management, cash received by the School District is pooled. Monies for all funds, including proprietary funds, are maintained in this pool. Individual fund integrity is maintained through the School District's records. Each fund's interest in the pool is presented as "equity in pooled cash and cash equivalents" on the combined balance sheet.

During fiscal year 1999, investments were limited to the State Treasury Assets Reserve of Ohio (STAROhio). STAROhio is an investment pool managed by the State Treasurer's Office which allows governments within the State to pool their funds for investment purposes. STAROhio is not registered with the SEC as an investment company, but does operate in a manner consistent with Rule 2a7 of the Investment Company Act of 1940. Investments in STAROhio are valued at STAROhio's share price which is the price the investment could be sold for on June 30, 1999.

Following Ohio statutes, the Board of Education has, by resolution, specified the funds to receive an allocation of interest earnings. Interest revenue credited to the general fund during fiscal year 1999 amounted to \$542,370, which includes \$92,298 assigned from other school district funds.

For purposes of the combined statement of cash flows and for presentation on the combined balance sheet, investments of the cash management pool and investments with original maturities of three months or less at the time they are purchased by the School District are considered to be cash equivalents. Investments with an initial maturity of more than three months are reported as investments.

G. Restricted Assets

Restricted assets in the general fund represent cash and cash equivalents (an intergovernmental receivable) set aside to establish a budget stabilization reserve. This reserve is required by State statute and can be used only after receiving approval from the State Superintendent of Public Instruction. During fiscal year 1998, the School District received a \$519,052 refund from the Bureau

HAMILTON CITY SCHOOL DISTRICT

Notes to the Financial Statements For the Fiscal Year Ended June 30, 1999

2. Summary of Significant Accounting Policies (Continued)

of Workers Compensation which State statute requires be included in this reserve. This refund was presented as other local revenue in the 1998 totals column of the combined statement of revenues and expenditures.

H. Fixed Assets and Depreciation

1. General Fixed Assets Account Group

General fixed assets are capitalized at cost (or estimated historical cost) and updated for the cost of additions and retirements during the year in the General Fixed Assets Account Group. Donated fixed assets are recorded at their fair market values as of the date donated. The District follows the policy of not capitalizing assets with a cost of less than \$250 and a useful life of less than one year. No depreciation is recognized for assets in the General Fixed Assets Account Group. The District does not possess any infrastructure.

2. Proprietary Funds

Donated fixed assets are recorded at their fair market values as of the date donated. Depreciation has been provided, where appropriate, on a straight-line basis over the following estimated useful lives:

<u>Asset</u>	<u>Life (years)</u>
Building	30 to 50
Building Improvements	10 to 40
Improvements other than Buildings	10 to 20
Furniture, Fixtures and Equipment	5 to 20

I. Inventory (Materials and Supplies)

Inventories are valued at lower of cost (First-in, First-out) or market and are determined by physical count. Inventories of proprietary funds are expensed when used rather than when purchased. Inventories of governmental funds are recorded as expenditures when purchased.

J. Intergovernmental Revenues

In governmental funds, entitlements and non-reimbursable grants are recorded as receivables and revenue when measurable and available. Reimbursement type grants are recorded as receivables and

HAMILTON CITY SCHOOL DISTRICT

Notes to the Financial Statements For the Fiscal Year Ended June 30, 1999

2. Summary of Significant Accounting Policies (Continued)

revenues when the related expenditures are incurred. Grants for proprietary fund operations are recognized as revenue when measurable and earned.

K. Compensated Absences

Vested and accumulated vacation and sick leave that is expected to be liquidated with expendable available financial resources is reported as an expenditure and a fund liability of the governmental fund that will pay for it. Amounts of vested and accumulated vacation and sick leave that are not expected to be liquidated with expendable available financial resources are reported in the General Long Term Obligations Account Group. Vested and accumulated vacation and sick leave of proprietary funds is recorded as an expense and liability of those funds as the benefits accrue to the employee.

In accordance with GASB Statement No. 16, sick leave benefits should be accrued only when it is probable that the employer will have to make termination payments. Sick pay benefits that have been earned, but probably will be used only for sick leave, should not be accrued, but rather recorded as an expenditure/expense when employees are paid for days not worked due to illness. Therefore, a liability for earned but unused sick leave has been provided in the appropriate funds for District employees who are currently eligible for retirement as well as other employees who are expected to become eligible in the future to receive payments.

L. Interfund Transactions

During the course of normal operations the District has numerous transactions between funds. The most significant include:

1. Routine transfers of resources from one fund to another fund through which resources to be expended are recorded as operating transfers.
2. Reimbursements from one fund to another fund are treated as expenditures/expenses in the reimbursing fund and as a reduction in expenditures/expenses in the reimbursed fund.
3. Short-term interfund loans are reflected as interfund loans payable/receivable, while long-term interfund loans (greater than one year in length) are recorded as advances to/from other funds. The District has no long-term advances as of June 30, 1999.
4. Payments from District funds to an internal service fund for employee medical insurance are treated as quasi-external transactions where payments are recorded as an expenditure/expense in the fund making the payment, and as an operating revenue in the fund receiving the payment.

An analysis of interfund loans is reflected in Note 15.

HAMILTON CITY SCHOOL DISTRICT

Notes to the Financial Statements For the Fiscal Year Ended June 30, 1999

2. Summary of Significant Accounting Policies (Continued)

M. Long-term Obligations

Long-term debt is recognized as a liability of a governmental fund when due, or when resources have been accumulated in the Debt Service Fund for payment in the following year. For other long-term obligations, only that portion expected to be financed from expendable available resources is reported as a fund liability of a governmental fund. The remaining portion of such obligations is reported in the General Long Term Obligations Account Group. Long term liabilities expected to be financed from proprietary fund operations are accounted for in those funds.

N. Fund Equity

Contributed capital is recorded in proprietary funds that received capital grants or contributions from other funds. Reserved fund balances indicate that portion of fund equity which is not available for current appropriation or is legally segregated for a specific use. Fund balances are reserved for encumbrances, prepayments and budget stabilization. The unreserved portions of fund equity reflected for the governmental funds are available for use within the specific purpose of those funds.

O. Post-employment Health Care Benefits

The District does not provide post-employment health care benefits except those mandated by the Consolidated Omnibus Budget Reconciliation Act (COBRA). The requirements established by COBRA are fully funded by employees who elect coverage under the Act, and no direct costs are incurred by the District.

P. Memorandum Only - Total Columns

Total columns on the general purpose financial statements are captioned (Memorandum Only) to indicate that they are presented only to facilitate financial analysis. Data in these columns do not present financial position, results of operations, or cash flows in conformity with generally accepted accounting principles, nor is such data comparable to a consolidation. Interfund eliminations have not been made in the aggregation of this data.

Q. Comparative Data

Comparative total data for the prior year has been presented in the general purpose financial statements in order to provide an understanding of changes in the District's financial position and operations. However, comparative data has not been presented in all statements because their inclusion would make certain statements unduly complex and difficult to understand.

HAMILTON CITY SCHOOL DISTRICT

Notes to the Financial Statements For the Fiscal Year Ended June 30, 1999

2. Summary of Significant Accounting Policies (Continued)

R. Use of Estimates

The preparation of financial statements in conformity with generally accepted accounting principles requires management to make estimates and assumptions that affect the amounts reported in the financial statements and accompanying notes. Actual results may differ from those estimates.

3. Restatement of Fund Equity

In prior years the School District did not establish a receivable for the entire amount of taxes levied during the fiscal year as required by Auditor of State Bulletin 95-16. The district did however, accrue revenue for available tax advances at the balance sheet date. This year, the District established a receivable for the entire amount of taxes levied less the amount available for tax advances. The June 30, 1998 statements have been restated to adhere to this Auditor of State Bulletin. Because the District has been accruing for available tax advances in past years, the result is an equal balance sheet change in accounts receivable and deferred revenue. Also, in the past the District did not report the amount of fund balance reserved for tax advances. This year, the district is showing reserve for tax advances on the current year and 1998 statements. This amount has been shifted from what was considered unreserved/undesignated fund balance. None of these changes had any effect on net income or total fund balance for either 1998 or 1999. The effect of this change on the total equities and fund balance reserves for the year ended June 30, 1998 is as follows:

	Before change	Change	After change
Contributed capital	\$ 89,897	0	\$ 89,897
Investment in general fixed assets	39,658,852	0	39,658,852
Retained earnings: Unreserved	102,482	0	102,482
Fund balance:			
Reserved for encumbrances	2,952,401	0	2,952,401
Reserved for prepayments	26,029	0	26,029
Reserved for budget stabilization	519,052	0	519,052
Reserved for tax advances	0	1,976,029	1,976,029
Unreserved, undesignated	(4,804,024)	(1,976,029)	(6,780,053)
Total equities and other credits	\$ 38,544,689	0	\$ 38,544,689

4. Fund Balance Deficits

Fund balances at June 30, 1999 included the following individual fund deficits (includes accrual entries):

Special Revenue Funds:

DPIA	(\$23,523)
Title I	(47,463)

HAMILTON CITY SCHOOL DISTRICT

Notes to the Financial Statements For the Fiscal Year Ended June 30, 1999

4. Fund Balance Deficits (Continued)

Title VI-B Preschool (23,380)

The above funds have deficit fund balances due to the accrual of wages and fringe benefits; and, also, due to the timing of receiving reimbursements for goods and/or services rendered.

5. Budgetary Basis of Accounting

While reporting financial position, results of operations, and changes in fund balance/retained earnings on the basis of generally accepted accounting principles (GAAP), the budgetary basis as provided by law is based upon accounting for certain transactions on a basis of cash receipts and disbursements. A reconciliation of the nature and amounts of the adjustments necessary to convert the GAAP financial statements to the budgetary basis is given in Table #2 (governmental funds) and Table #3 (proprietary funds).

Table #2					
Reconciliation of Excess of Revenues and Other Financing Sources Over (Under) Expenditures and Other Financing Uses From GAAP Basis to Budgetary Basis					
Governmental Fund Types					
	General Fund	Special Revenue Funds	Debt Service Fund	Capital Projects Funds	Expendable Trust Fund
GAAP basis excess (deficiency) of revenues and other sources over (under) expenditures and other uses	\$5,182,099	\$781,445	\$ 295	\$44,869,662	\$33,873
Net adjustment for revenue accruals	(2,967,250)	(30,382)	0	(1,150)	1,279
Net adjustment for expenditure accruals	(282,805)	(1,079,623)	(1,899,043)	(207,056)	(1,838)
Net adjustment for interfund loan transactions	135,688	(135,688)	0	0	0
Net adjustment for other financing sources(uses)	(1,913,000)	0	1,913,000	0	(1,028)
Net adjustment for encumbrances	<u>(801,429)</u>	<u>104,716</u>	<u>0</u>	<u>53,066</u>	<u>578</u>
Budgetary basis	<u>\$(646,697)</u>	<u>\$(359,532)</u>	<u>\$ 14,252</u>	<u>\$44,714,522</u>	<u>\$32,864</u>

HAMILTON CITY SCHOOL DISTRICT

Notes to the Financial Statements
For the Fiscal Year Ended June 30, 1999

5. Budgetary Basis of Accounting (Continued)

Table #3			
Reconciliation of Net Income (Loss) From GAAP Basis to Budgetary Basis			
	Proprietary Fund Types		
	Enterprise Funds	Internal Service Funds	Nonexpendable Trust Funds
GAAP basis net income (loss)	\$(4,085)	\$5,141	\$2,320
Net adjustment for revenue accruals	(31,744)	0	0
Net adjustment for expense accruals	(108,895)	3,522	(2,075)
Net adjustment for interfund loan transactions	0	0	0
Net adjustment for encumbrances	<u>35,526</u>	<u>145</u>	<u>486</u>
Budgetary basis	<u>\$(109,198)</u>	<u>\$8,808</u>	<u>\$731</u>

6. Cash and Cash Equivalents

State statutes classify monies held by the School District into three categories.

Active deposits are public deposits necessary to meet current demands on the treasury. Such monies must be maintained either as cash in the School District treasury, in commercial accounts payable or withdrawable on demand, including negotiable order of withdrawal (NOW) accounts, or in money market deposit accounts.

Inactive deposits are public deposits the Board of Education has identified as not required for use within the current two year period of designation of depositories. Inactive deposits must either be evidenced by certificates of deposit maturing not later than the end of the current period of designation of depositories, or by savings or deposit accounts including, but not limited to passbook accounts.

Interim deposits are deposits of interim monies. Interim monies are those monies which are not needed for immediate use but which will be needed before the end of the current period of designation of depositories. Interim deposits must be evidenced by time certificates of deposit maturing not more than one year from the date of deposit, or by savings accounts, including passbook accounts.

HAMILTON CITY SCHOOL DISTRICT

Notes to the Financial Statements For the Fiscal Year Ended June 30, 1999

6. Cash and Cash Equivalents (Continued)

Protection of the School District's deposits is provided by the Federal Deposit Insurance Corporation (FDIC), by eligible securities pledged by the financial institution as security for repayment, by surety company bonds deposited with the treasurer by the financial institution or by a single collateral pool established by the financial institution to secure the repayment of all public money deposited with the institution.

Interim monies may be deposited or invested in the following securities:

1. United States Treasury Notes, Bills, Bonds, or any other obligation or security issued by the United States Treasury or any other obligation guaranteed as to principal and interest by the United States;
2. Bonds, notes, debentures, or any other obligations or securities issued by any federal government agency or instrumentality, including but not limited to, the Federal National Mortgage Association, Federal Home Loan Bank, Federal Farm Credit Bank, Federal Home Loan Mortgage Corporation, Government National Mortgage Association, and Student Loan Marketing Association. All federal agency securities shall be direct issuances of federal government agencies or instrumentalities;
3. Written repurchase agreements in the securities listed above provided that the market value of the securities subject to the repurchase agreement must exceed the principal value of the agreement by at least two percent and be marked to market daily, and that the term of the agreement must not exceed thirty days;
4. Bond and other obligations of the State of Ohio;
5. No-load money market mutual funds consisting exclusively of obligations described in division (1) or (2) and repurchase agreements secured by other such obligations, provided that investments in securities described in this division are made only through eligible institutions;
6. The State Treasurer's investment pool (STAROhio);
7. Certain banker's acceptances and commercial paper notes for a period not to exceed one hundred and eighty days from the date of purchase in an amount not to exceed twenty-five percent of the interim moneys available for investment at any one time; and,
8. Under limited circumstances, debt interests rated in either of the two highest rating classifications by at least two nationally recognized rating agencies.

Investments in stripped principal or interest obligations, reverse repurchase agreements and derivatives are prohibited. The issuance of taxable notes for the purpose of arbitrage, the use of

HAMILTON CITY SCHOOL DISTRICT

Notes to the Financial Statements For the Fiscal Year Ended June 30, 1999

6. Cash and Cash Equivalents (Continued)

leverage and short selling are also prohibited. An investment must mature within five years from the date of purchase unless matched to a specific obligation or debt of the School District, and must be purchased with the expectation that it will be held to maturity. Investments may only be made through specified dealers and institutions. Payment for investments may be made only upon delivery of the securities representing the investments to the treasurer or qualified trustee or, if the securities are not represented by a certificate, upon receipt of confirmation of transfer from the custodian.

Cash on Hand

At year end, the School District had no undeposited cash on hand.

The following information classifies deposits and investments by categories of risk as defined in GASB Statement No. 3, "Deposits With Financial Institutions, Investments (including Repurchase Agreements), and Reverse Repurchase Agreements."

Deposits

At year end, the carrying amount of the School District's deposits was \$1,546 and the bank balance was \$1,322,378. Of the bank balance:

1. \$101,447 was covered by federal depository insurance; and
2. \$1,220,931 was covered by collateral held by the pledging institution's trust department pursuant to Ohio Revised Code, Section 135.181. Section 135.181, The Uniform Depository Act, authorizes pledging of pooled securities in lieu of pledging specific securities. Specifically, a designated public depository may pledge a single pool of eligible securities to secure repayment of all public moneys deposited in the financial institution, provided that at all times the total value of the securities so pledged is at least equal to 110% of the total amount of all public deposits secured by the pool, including the portion of such deposits covered by any federal deposit insurance. The deposits not covered by federal depository insurance are considered uninsured and uncollateralized under the provisions of GASB Statement No. 3.

Investments

The School District's investments are required to be categorized to give an indication of the level of risk assumed by the School District at year end. Category 1 includes investments that are insured or registered or for which the securities are held by the School District or its agent in the School District's name. Category 2 includes uninsured and unregistered investments for which the securities are held by the counterparty's trust department or agent in the School District's name. Category 3 includes uninsured and unregistered investments for which the securities are held by the counterparty, or by its trust department or agent but not in the School District's name.

HAMILTON CITY SCHOOL DISTRICT

Notes to the Financial Statements For the Fiscal Year Ended June 30, 1999

6. Cash and Cash Equivalents (Continued)

Based on the above criteria, the District's investments at June 30, 1999 are classified in Table #4.

Description	Carrying Amount	Fair Value
<i>Investments:</i>		
Investments in State Treasury Asset Reserve(STAR Ohio) (1)	<u>\$52,467,586</u>	<u>\$52,467,586</u>
Total Investments	<u>\$52,467,586</u>	<u>\$52,467,586</u>

The District's investment in the State Treasurer's pool (STAROhio) is not categorized because it is not evidenced by securities that exist in physical or book entry form. Investments in STAROhio are backed by the securities purchased by STAROhio. Historically, over 90% of investments purchased by STAROhio are U.S. Government Obligations and securities purchased and held in a third party custodial arrangement on behalf of STAROhio.

7. Property Taxes

Property taxes include amounts levied against real, public utility and tangible personal (business) property. The assessed value, by property classification, upon which taxes collected in 1999 were based are as follows:

Tangible personal	\$104,649,106
Public utility personal	23,519,560
Real Estate	<u>573,679,770</u>
Total assessed value	<u>\$701,848,436</u>

In 1999, real property taxes were levied in January on the assessed values as of January 1, 1998, the lien date. Assessed values are established by the County Auditor at 35% of appraised market value. A revaluation of real property is required to be completed no less than every six years, with a statistical update every third year. The most recent revaluation was completed in January, 1996. Tangible personal property tax is assessed on equipment and inventory held by businesses. Tangible property is assessed at 25% of true value (as defined). In 1999, each business was eligible to receive a \$10,000 exemption in assessed value which was reimbursed by the State.

HAMILTON CITY SCHOOL DISTRICT

Notes to the Financial Statements For the Fiscal Year Ended June 30, 1999

7. Property Taxes (Continued)

Real property taxes are payable annually or semi-annually. In 1999, if paid annually, payment was due by January 20th. If paid semi-annually, the first payment (at least 1/2 of amount billed) was due January 20th with the remainder due on June 20th.

The County Auditor remits portions of the taxes collected to all taxing districts with periodic settlements of real and public utility property taxes in February and August and tangible personal property taxes in June and October. The District records billed but uncollected property taxes as receivables at their estimated net realizable value.

Uncollected taxes outstanding, available to the District as of June 30th, are recorded as receivables and revenues for the current fiscal year. Uncollected taxes outstanding, not available to the District as of June 30th, are recorded as a receivable and deferred revenue.

8. Receivables

Receivables at June 30, 1999 consisted of taxes, accounts receivables, accrued interest, and intergovernmental grants and entitlements. All receivables are considered collectible in full due to the ability to foreclose for the nonpayment of taxes, the stable condition of State programs, and the current year guarantee of Federal funds. A summary of the principal items of receivables is shown in Table #5.

<u>Fund</u>	<u>Taxes</u>	<u>Accounts</u>	<u>Accrued Interest</u>	<u>Intergovernmental</u>
General	\$ 17,907,126	\$767	\$1,503	\$1,192,074
Special Revenue	0	4751	0	68,792
Debt Service	631,275	0	0	0
Capital Projects	0	1,150		0
Enterprise	0	244	0	11,987
Internal Service	0	9	0	0
Agency	<u>0</u>	<u>47</u>	<u>0</u>	<u>0</u>
Total All Funds	<u>\$18,538,401</u>	<u>\$6,968</u>	<u>\$1,503</u>	<u>\$1,272,853</u>

HAMILTON CITY SCHOOL DISTRICT

Notes to the Financial Statements For the Fiscal Year Ended June 30, 1999

9. Fixed Assets

A summary of the changes in the General Fixed Assets Account Group during the fiscal year is shown in Table #6.

Table #6	<u>Balance 6/30/98</u>	<u>Additions</u>	<u>Disposals</u>	<u>Balance 6/30/99</u>
Land/Improvements	\$ 1,035,908	\$ 116,781	\$ 0	\$ 1,152,689
Building and Building Improvements	25,549,873	1,298,698	0	26,848,571
Furniture/Equipment	<u>13,073,071</u>	<u>2,966,888</u>	<u>(1,511,094)</u>	<u>14,528,865</u>
Total	<u>\$39,658,852</u>	<u>\$4,382,367</u>	<u>\$(1,511,094)</u>	<u>\$42,530,125</u>

A summary of the Proprietary Fund fixed assets at June 30, 1999 is shown in Table #7.

Table #7	
Furniture and Equipment	\$585,840
Less: Accumulated Depreciation	<u>(463,877)</u>
Net Fixed Assets - Proprietary Fund	<u>\$121,963</u>

10. Long-term Debt

A. General Long-term Bonds

The current obligation bonds outstanding, issued to provide funds for the acquisition and construction of facilities and equipment, are general obligations of the school district for which the full faith and credit of the District is pledged for repayment. Accordingly, such unmatured obligations of the District are accounted for in the general long-term obligation account group. Payments of principal and interest relating to all District bonds are recorded as expenditures in the debt service fund.

A summary of the District's bonds outstanding as of June 30, 1999 is shown in table 8.

HAMILTON CITY SCHOOL DISTRICT

Notes to the Financial Statements For the Fiscal Year Ended June 30, 1999

10. Long-term Debt (Continued)

Table #8					
<u>Purpose</u>	<u>Interest Rate</u>	<u>Issue Date</u>	<u>Maturity Date</u>		
School Improvement	5.51%	6/99	12/24		
	<u>Balance</u>	<u>New Issues</u>	<u>Retired</u>	<u>Balance</u>	
	<u>6/30/98</u>	<u>1999</u>	<u>1999</u>	<u>6/30/99</u>	
	\$ 0	\$4,500,000	\$ 0	\$4,500,000	
Total	<u>\$ 0</u>	<u>\$4,500,000</u>	<u>\$ 0</u>	<u>\$4,500,000</u>	

A summary of the District's future annual debt service requirements to maturity is shown in table 9.

Table #9		
<u>Year Ending</u> <u>June 30</u>	<u>Principal</u>	<u>Interest</u>
Fiscal 2000	0	119,634
Fiscal 2001	100,000	239,268
Fiscal 2002	100,000	235,518
Fiscal 2003	100,000	231,418
Fiscal 2004 and thereafter	<u>4,200,000</u>	<u>3,522,226</u>
Total Payments	<u>\$4,500,000</u>	<u>\$4,348,064</u>

B. Bond Anticipation Notes Payable

The District passed a \$45,000,000 bond levy in May, 1999. \$4,500,000 in bonds were sold in June, 1999, as shown above. In addition to the bonds being sold, a bond anticipation note was issued in June, 1999. The bond anticipation note is in the amount of \$40,500,000, and is payable to Firststar Bank in December, 1999. The note is to be paid from the proceeds received when the additional \$40,500,000 in bonds are sold.

HAMILTON CITY SCHOOL DISTRICT

Notes to the Financial Statements For the Fiscal Year Ended June 30, 1999

10. Long-term Debt (Continued)

A summary of the note payable to Firststar Bank is shown in table 10.

<u>Note Dated</u>	<u>Amount</u>	<u>Interest Rate</u>	<u>Maturity Date</u>
6/99	\$40,500,000	4.20%	12/99

Per FASB Statement number 6 bond anticipation notes may be treated as a long-term liability when:

- 1) The intention is to refinance the debt on a long-term basis, and
- 2) The intention can be substantiated through a post-balance sheet issuance of the long-term debt or by issuance of an acceptable financing agreement.

On September 9, 1999, proceeds in the amount of \$40,500,000 were received from the sale of bonds. These proceeds will pay off the \$40,500,000 note to Firststar. Since the issuance occurred before the issuance of the June 30, 1999 balance sheet, and meets the above test, it has been recorded in the general long-term debt account group.

C. H.B. 264 Energy Conservation Measures

Substitute House Bill 264 ("H.B. 264"), which became effective October 1, 1985 authorized the following methods for boards of education to finance energy conservation measures:

- A. Unvoted bonds and notes under Ohio's Uniform Bond Law;
- B. Unvoted installment payment agreements; and
- C. Unvoted shared-savings arrangements.

H.B. 264 added Section 133.06(G) to Chapter 133 of the Ohio Revised Code (sometimes called the "Uniform Bond Law") which permits a board of education to issue unvoted bonds and notes to finance energy conservation measures. Section 133.06(G) provides a four-step process for issuing such obligations:

10. Long-term Debt (Continued)

1. A board of education contracts for an analysis and recommendations for energy conservation measures;

HAMILTON CITY SCHOOL DISTRICT

Notes to the Financial Statements For the Fiscal Year Ended June 30, 1999

10. Long-term Debt (Continued)

2. If the board finds that the energy conservation measures are likely to pay for themselves over ten years, the board requests the State Department of Education for permission to borrow in order to finance the energy conservation measures.
3. If the State Department of Education finds that the local board of education's findings are reasonable, it authorizes the borrowing, and the local board of education may issue its notes or bonds;
4. As long as the indebtedness remains outstanding, the local board of education monitors the performance of the energy conservation measures and reports on the energy conservation measures annually to the State Department of Education, which reports are certified by an architect or engineer independent of the vendor that supplied the energy conservation measures.

The bonds and notes issued under Section 133.06(G) are general obligations of the local board of education, are not subject to the 1/10 of 1% unvoted debt limitation generally applicable to boards of education, but are subject to a 9/10 of 1% debt limit contained in Section 133.06(G). Such bonds and notes must otherwise comply with the applicable provisions of Chapter 133 of the Ohio Revised Code, and any such bonds have a maximum maturity of ten years (Section 133.20).

Table #11 is a description of the District's Energy Conservation Notes outstanding at June 30, 1999.

<u>Purpose</u>	<u>Interest Rate</u>	<u>Issue Date</u>	<u>Maturity Date</u>	<u>Balance 6/30/98</u>	<u>Retired in 1999</u>	<u>Balance 6/30/99</u>
Energy Conservation	6.55%	10/91	10/01	\$ 80,000	(\$ 20,000)	\$ 60,000
Energy Conservation	4.60%	7/93	9/03	<u>3,000,000</u>	<u>(500,000)</u>	<u>2,500,000</u>
				<u>\$3,080,000</u>	<u>(\$520,000)</u>	<u>\$2,560,000</u>

HAMILTON CITY SCHOOL DISTRICT

Notes to the Financial Statements For the Fiscal Year Ended June 30, 1999

10. Long-term Debt (Continued)

Table #12 is a summary of the District's future annual debt service requirements to maturity for Energy Conservation Notes:

<u>Payment Date</u>	<u>Interest</u>	<u>Principal</u>	<u>Balance</u>
Fiscal 2000	111,275	520,000	2,040,000
Fiscal 2001	86,965	520,000	1,520,000
Fiscal 2002	62,155	520,000	1,000,000
Fiscal 2003	37,250	500,000	500,000
Fiscal 2004	<u>12,500</u>	<u>500,000</u>	0
Total Payments	<u>\$310,145</u>	<u>\$2,560,000</u>	

C. Capital Leases

The District has entered into a lease agreement for the acquisition of Xerox copiers. The terms of each agreement provide options to purchase the equipment. Each lease meets the criteria of a capital lease as defined by Statement of Financial Accounting Standards No. 13, "Accounting for Lease", which defines a capital lease generally as one which transfers benefits and risks of ownership to the lessee at the conclusion of the lease term. Therefore, these lease agreements have been recorded at the present value of the future minimum lease payments as of the date of their inception.

A schedule of the future minimum lease payments required under these capital leases, and the present value of the minimum lease payments as of June 30, 1999 is presented in Table #13.

<u>Year Ending June 30</u>	<u>Copiers</u>
2000	\$169,173
2001	169,173
2002	169,173
2003	169,173
2004	<u>14,098</u>
Total payments	690,790
Less: Amounts representing interest	<u>(135,952)</u>
Present value of minimum lease payments	<u>\$554,838</u>

HAMILTON CITY SCHOOL DISTRICT

Notes to the Financial Statements For the Fiscal Year Ended June 30, 1999

10. Long-term Debt (Continued)

D. Changes in the General Long Term Obligations Account Group

During the year ended June 30, 1999, the changes presented in Table #14 occurred in liabilities reported in the General Long Term Obligations Account Group. Compensated absences will be paid from the fund from which the employee is paid. Due to other governments represents the amount due for SERS retirement obligations, which will not be paid out of current available funds.

Table #14	<u>Balance</u> <u>July 1, 1998</u>	<u>Increase</u>	<u>(Decrease)</u>	<u>Balance</u> <u>June 30, 1999</u>
Compensated Absences	\$4,634,552	\$292,259	\$ 0	\$4,926,811
Due to Other Governments	389,700	0	(7,196)	382,504
Capital Leases	114,188	659,383	(218,733)	554,838
Energy Conservation Measure Notes	3,080,000	0	(520,000)	2,560,000
General Obligation Bonds	0	4,500,000	0	4,500,000
Bond Anticipation Notes	<u>0</u>	<u>40,500,000</u>	<u>0</u>	<u>40,500,000</u>
Total	<u>\$8,218,440</u>	<u>\$45,951,642</u>	<u>(\$745,929)</u>	<u>\$53,424,153</u>

11. Notes Payable

A. Tax Anticipation Notes Payable

The District was liable during fiscal 1998-99 for the tax anticipation notes payable presented in Table #15. In accordance with Ohio law, general obligation note debt service (interest and fiscal charges) was recorded in the Debt Service Fund. GASB Codification Section B50.101 requires the Debt Service Fund present general obligation long-term debt principal and interest retirement only and that tax anticipation notes payable be shown as liabilities of the funds which received the note proceeds. Accordingly, all note debt activity has been reported in the General Fund. The budgetary basis (non-GAAP) presentation shows the note in the Debt Service Fund.

Table #15	<u>Interest</u> <u>Rate</u>	<u>Issue</u> <u>Date</u>	<u>Maturity</u> <u>Date</u>	<u>Balance</u> <u>6/30/98</u>	<u>Issued</u> <u>(Retired)</u> <u>in 1999</u>	<u>Balance</u> <u>6/30/99</u>
<u>Purpose</u>						
Tax Anticipation	3.50%	1/94	12/98	\$200,000	\$(200,000)	\$ 0

HAMILTON CITY SCHOOL DISTRICT

Notes to the Financial Statements For the Fiscal Year Ended June 30, 1999

11. Notes Payable (Continued)

B. Cash Flow Borrowing

In February, 1998, the District borrowed \$1,713,000 from Huntington Bank through the Ohio School Districts 1998 Cash Flow Borrowing Program. This note was repaid in December, 1998.

The details of the District's cash flow borrowing are presented in table #16.

<u>Issue Date</u>	<u>Maturity Date</u>	<u>Balance 6/30/98</u>	<u>Retired In 1999</u>	<u>Balance 6/30/99</u>
2/98	12/98	\$1,713,000	\$1,713,000	\$ 0

12. Defined Benefit Pension Plans

A. School Employees Retirement System:

The School District contributes to the School Employees Retirement System of Ohio (SERS), a cost-sharing multiple employer public employee retirement system administered by the School Employees Retirement Board. SERS provides basic retirement benefits, disability, survivor, and health care benefits based on eligible service credit to members and beneficiaries. Benefits are established by Chapter 3309 of the Ohio Revised Code. SERS issues a publicly available financial report that includes financial statements and required supplementary information for SERS. That report may be obtained by writing to the School Employees Retirement System, 45 North Fourth Street, Columbus, Ohio 43215-3634.

Plan members are required to contribute 9 percent of their annual covered salary and the School District is required to contribute 14 percent; for fiscal year 1999. The contribution rates are not determined actuarially, but are established by SERS's Retirement Board within the rates allowed by State statute. The adequacy of the contribution rate is determined annually. The School District's required contributions for pension obligations to SERS for the fiscal years ended June 30, 1999, 1998, and 1997 were \$1,147,512, \$1,169,100, and \$1,027,332, respectively; 50.0 percent has been contributed for fiscal year 1999 and 100 percent for the fiscal years 1998 and 1997. \$573,756 representing the unpaid contribution for fiscal year 1999, is recorded as a liability within the respective funds and the general long-term obligations account group.

HAMILTON CITY SCHOOL DISTRICT

Notes to the Financial Statements For the Fiscal Year Ended June 30, 1999

12. Defined Benefit Pension Plans (Continued)

B. State Teachers Retirement System

The School District contributes to the State Teachers Retirement System of Ohio (The STRS), a cost-sharing multiple employer public employee retirement system administered by the State Teachers Retirement Board. STRS provides basic retirement benefits, disability, survivor, and health care benefits based on eligible service credit to members and beneficiaries. Benefits are established by Chapter 3307 of the Ohio Revised Code. STRS issues a publicly available financial report that includes financial statements and required supplementary information for STRS. That report may be obtained by writing to the State Teachers Retirement System, 275 East Broad Street, Columbus, Ohio 43215-3771.

Plan members are required to contribute 9.3 percent of their annual covered salary and the School District is required to contribute 14 percent. Contribution rates are established by STRS, upon recommendation of its consulting actuary, not to exceed statutory maximum rates of 10 percent for members and 14 percent for employers. The School districts required contributions for pension obligations to STRS for the fiscal years ended June 30, 1999, 1998, and 1997 were \$4,113,456, \$4,107,744, and \$3,959,088, respectively; 83.33 percent has been contributed for fiscal year 1999 and 100 percent for fiscal years 1998 and 1997. \$685,576 represents the unpaid contribution for fiscal year 1998, and is recorded as a liability within the respective funds.

C. Social Security System

Effective July 1, 1991, all employees not otherwise covered by the School Employees Retirement System or the State Teachers Retirement System have an option to choose Social Security or the School Employees Retirement System/State Teachers Retirement System.

Ohio law permits Board of Education members to be compensated up to \$80 per meeting. As of June 30, 1999, members of the Hamilton City School District Board of Education have chosen to serve without compensation.

13. Post Employment Benefits

The School District provides comprehensive health care benefits to retired teachers and their dependents through the State Teachers Retirement System (STRS), and to retired non-certified employees and their dependents through the School Employees Retirement System (SERS). Benefits include hospitalization, physicians fees, prescription drugs, and reimbursement of monthly Medicare premiums. Benefit provisions and the obligations to contribute are established by the Systems based on authority granted by State statute. Both systems are on a pay-as-you-go basis.

HAMILTON CITY SCHOOL DISTRICT

Notes to the Financial Statements For the Fiscal Year Ended June 30, 1999

13. Post Employment Benefits (Continued)

For STRS all benefit recipients are required to pay a portion of health care costs in the form of a monthly premium. By Ohio Law, the cost of coverage paid from STRS funds shall be included in the employer contribution rate, currently 14 percent of covered payroll. The board currently allocates employer contributions equal to two percent of covered payroll to the Health Care Reserve Fund for which payments for health care benefits are paid. For the School District, this amount equaled \$587,637 during the 1999 fiscal year. As of July 1, 1998, eligible benefit recipients totaled 91,168. For the year ended June 30, 1998, net health care costs paid by STRS were \$221,700,000. For SERS, coverage is made available to service retirees with ten or more fiscal years of qualifying service credit, disability and survivor benefit recipients. Members retiring on or after August 1, 1989, with less than twenty-five years of service credit must pay a portion of their premium for health care. The portion is based on years of service up to a maximum of 75 percent of the premium.

For this fiscal year, employer contributions to fund health care benefits were 3.5 percent of covered payroll. In addition, SERS levies a surcharge to fund health care benefits equal to 14 percent of the difference between a minimum pay and the members pay, pro-rated for partial service credit. For fiscal year 1998, the minimum pay has been established at \$12,400. For the School District, the amount to fund health care benefits, including surcharge, equaled \$395,152 during the 1999 fiscal year. The number of recipients currently receiving health care benefits is 50,000. For the fiscal year ended June 30, 1998, net health care costs paid by SERS were \$111,900,575.

14. Other Employee Benefits

A. Compensated Absences

The criteria for determining vacation and sick leave components are derived from negotiated agreements and State Laws. Classified employees earn eight to twenty-seven days of vacation per year, depending upon length of service. Accumulated unused vacation time is paid to classified employees upon termination of employment. Teachers and administrators who are not on a twelve month contract do not earn vacation time. Teachers, administrators, and classified employees earn sick leave at the rate of one and one-fourth days per month. Sick leave may be accumulated up to 285 days. Upon retirement payment is made for one-fourth of the first 150 days of sick leave accumulation plus one-half of the days accumulated above 150.

B. Insurance Benefits

The School District provides life insurance and accidental death and dismemberment insurance to regular employees through Ohio National Life Insurance Co. Employees receive coverage in the amount of one and one-half to two and one-half the amount of their salary rounded to the nearest \$1,000.

HAMILTON CITY SCHOOL DISTRICT

Notes to the Financial Statements For the Fiscal Year Ended June 30, 1999

15. Interfund Receivables/Payables

Interfund balances at June 30, 1999 consisted of the individual fund receivables and payables detailed in Table #17 and Table #18.

Table #17	<u>Due From Other Funds</u>	<u>Due To Other Funds</u>
General Fund	\$266,311	\$16,079
Special Revenue Funds:		
Other Grants	0	24
DPIA	0	251,125
Adult Basic Education	0	45
Title VI B	15,973	0
Carl Perkins	0	953
Title I	0	7,495
Drug Free Schools	14,526	21,065
Jobs Education	<u>45</u>	<u>0</u>
Total Special Revenue Funds	30,544	280,707
Enterprise Funds:		
Food Service	0	69
Total All Funds	<u>\$296,855</u>	<u>\$296,855</u>

Table #18	<u>Interfund Loan Receivable</u>	<u>Interfund Loan Payable</u>
General Fund	\$184,447	\$0
Special Revenue Funds:		
Miscellaneous State Grants	0	6,000
Carl D. Perkins	0	106,691
Title VI B	0	19,725
Jobs Education	<u>0</u>	<u>2,031</u>
Total Special Revenue Funds	<u>0</u>	<u>134,447</u>
Capital Projects Fund		
Emergency School Building Repairs	<u>0</u>	<u>50,000</u>
Total All Funds	<u>\$184,447</u>	<u>\$184,447</u>

HAMILTON CITY SCHOOL DISTRICT

Notes to the Financial Statements For the Fiscal Year Ended June 30, 1999

16. Segment Information

Enterprise Funds

The District maintains four Enterprise Funds to account for the operations of Food Services, Uniform School Supply sales, Vocational Rotary sales, and an Adult Education program.

Table #19 reflects, in a summarized format, the more significant financial data relating to the Enterprise Funds of the District as of and for the year ended June 30, 1999.

Table #19	<u>Food Service</u>	<u>Uniform School Supplies</u>	<u>Vocational Rotary</u>	<u>Adult Education Program</u>	<u>Total</u>
Operating revenues	\$1,149,469	\$47,173	\$4,029	\$49,706	\$1,250,377
Operating expenses before depreciation	2,702,163	48,272	3,503	55,182	2,809,120
Depreciation	39,030	0	0	0	39,030
Operating income(loss)	(1,591,724)	(1,099)	526	(5,476)	(1,597,773)
Operating grants	1,588,437	0	0	6,071	1,594,508
Loss on sale of fixed assets	(820)	0	0	0	(820)
Operating transfers in	0	0	0	0	0
Net income(loss)	(4,107)	(1,099)	526	595	(4,085)
Net working capital	(36,444)	43,356	7,972	30,245	45,129
Total assets	216,883	43,356	8,185	31,384	299,808
Total liabilities	131,364	0	213	1,139	132,716
Total equity	85,519	43,356	7,972	30,245	167,092
Contributed Capital - Food Service Enterprise Fund					
During the fiscal year, contributed capital changed as follows:					
	<u>Balance July 1, 1998</u>	<u>Additions</u>	<u>Deletions</u>	<u>Balance June 30, 1999</u>	
	\$89,897	\$0	\$(2,383)	\$87,514	

HAMILTON CITY SCHOOL DISTRICT

Notes to the Financial Statements For the Fiscal Year Ended June 30, 1999

17. Jointly Governed Organizations

Southwestern Ohio Computer Association (SWOCA) is a jointly governed organization among a three county consortium of school districts. The jointly governed organization was formed for the purpose of applying modern technology with the aid of computers and other electronic equipment to administrative and instructional functions among member districts. Each of the governments of these schools supports SWOCA based upon a per pupil charge dependent upon the software package utilized. SWOCA is governed by a Board of Directors consisting of the superintendents and treasurers of member school districts. The degree of control exercised by any participating school district is limited to its representation on the Board. The Board consists of one representative from each of the participating 29 school districts. During the 1999 fiscal year the district paid \$92,389 to SWOCA for services.

18. Risk Management

The District is exposed to various risks of loss related to torts; theft of, damage to and destruction of assets; errors and omissions; injuries to employees; and natural disasters. During fiscal year 1999, insurance coverage for property, liability, and vehicles was provided by commercial insurance carriers. Settlements have not exceeded insurance coverage in any of the past three fiscal years.

The District also provides life insurance and accidental death and dismemberment coverage to all employees. The amount of coverage per employee varies by bargaining unit. Commercial Life provides the life insurance coverage for the District.

The District pays the State Workers' Compensation System a premium based on a rate per \$100 of salaries. This rate is calculated based on accident history and administrative costs.

The District has elected to provide medical, dental, and vision benefits for all eligible employees. Effective September 1, 1996 the district joined the Butler County Health Plan in order to provide medical and dental coverage. The District maintains an Employee Benefits Fund (an internal service fund) to account for the vision self insurance program. CoreSource Inc., which provides claims review and processing services.

The Employee Benefits Fund receives a significant portion of the insurance premium from the District. This portion of the premium is paid by the fund that pays the salary for the employee. The remainder of the premium is the employee's responsibility, with the amount varying by coverage and bargaining unit.

The activity in the Employee Benefits Fund will be materially reduced because medical and dental premiums no longer pass through the Employee Benefits Fund.

HAMILTON CITY SCHOOL DISTRICT

Notes to the Financial Statements For the Fiscal Year Ended June 30, 1999

19. Compliance and Accountability

State statute requires all funds to have expenditures and encumbrances within approved appropriation limits. All funds of the District had expenditures and encumbrances within the approved appropriations.

20. Contingent Liabilities

A. Grants

The District receives significant financial assistance from numerous federal, state and local agencies in the form of grants. The disbursement of funds received under these programs generally requires compliance with terms and conditions specified in the grant agreements and is subject to audit by the grantor agencies.

Any disallowed claims resulting from such audits could become a liability of the General Fund or other applicable funds. However, in the opinion of management, any such disallowed claims will not have a material effect on any of the financial statements of the individual fund types included herein or on the overall financial position of the District at June 30, 1999.

B. Litigation

The District's attorney estimates that all other potential claims against the District not covered by insurance resulting from all other litigation would not materially affect the financial statements of the District.

21. State School Funding Decision

On March 24, 1997, the Ohio Supreme Court rendered a decision declaring certain portions of the Ohio school funding plan unconstitutional. The court stayed the effect of its ruling for one year to allow the State's legislature to design a plan to remedy the perceived defects in that system. Declared unconstitutional was the State's "school foundation program" which provides significant amounts of monetary support to the School District. During the fiscal year ended June 30, 1999, the School District received \$30,966,912 in school foundation support for its general fund.

Also, the Court declared the spending reserve borrowing program unconstitutional. The spending reserve program allowed the School District to borrow against amounts anticipated to be collected from tangible personal property taxes after the School District's June 30 fiscal year end. During the fiscal year ended June 30, 1999, the School District did not borrow any funds under this program. Historically, the School District has relied on this borrowing to meet their cash flow needs at the end of each fiscal year. State statute has recently been amended to gradually decrease the annual amount that may be borrowed under this program.

HAMILTON CITY SCHOOL DISTRICT

Notes to the Financial Statements For the Fiscal Year Ended June 30, 1999

21. State School Funding Decision (Continued)

Since the Supreme Court ruling, numerous pieces of legislation have been passed by the State legislature in an attempt to address the issues identified by the Court. The Court of Common Pleas in Perry County has reviewed the new laws and, in a decision issued on February 26, 1999, determined they are not sufficiently responsive to the constitutional issues raised under the "thorough and efficient" clause of the Ohio Constitution. The State has appealed the decision made by the Court of Common Pleas to the Ohio Supreme Court. As of December 4, 1999, The Ohio Supreme Court has not rendered an opinion on this issue. The decision of the Court of Common Pleas in Perry County has been stayed by the Ohio Supreme Court, and as such, school districts are still operating under the laws that the Common Pleas Court declared unconstitutional. As of the date of these financial statements, the School District is unable to determine what effect, if any, this ongoing litigation will have on its future State funding under these programs and on its financial operations.

22. Year 2000 Issue

The year 2000 issue is the result of shortcomings in many electronic data processing systems and other equipment that may adversely affect the District's operations as early as fiscal year 1999.

Hamilton City School District has completed an inventory of computer systems and other equipment necessary to conducting District operations. All computer systems have been assessed, remediated, and tested and validated.

Butler County collects property taxes for distribution to the Hamilton City School District. Butler County is responsible for remediating the tax collection system.

The State of Ohio distributes a substantial sum of money to the District in the form of "Foundation" and federal and state grant payments. Further, the State processes a significant amount of financial and non-financial information about the District through the State's Education Management and Information System (EMIS). The State is responsible for remediating these systems.

HAMILTON CITY SCHOOL DISTRICT

Notes to the Financial Statements For the Fiscal Year Ended June 30, 1999

23. Statutory Reserves

The District is required by state law to set aside certain general fund revenue amounts, as defined, into various reserves. During the fiscal year ended June 30, 1999, the reserve activity (cash-basis) was as follows:

	Textbooks	Capital Acquisition	Budget Stabilization	Totals
Set-aside Cash Balance as of June 30, 1998	\$0	\$0	\$519,052	\$519,052
Current Year Set-aside Requirement	660,715	660,715	0	1,321,430
Current Year Offsets	0	0	0	0
Qualifying Disbursements	<u>660,715</u>	<u>660,715</u>	<u>0</u>	<u>1,321,430</u>
Set-aside Cash Balance as of June 30, 1999	0	0	519,052	
Amount restricted for Bus Purchases				<u>0</u>
Total Restricted Assets				<u>\$519,052</u>

Expenditures for textbooks and instructional materials during the year totaled \$1,875,999, which exceeded the amount required for the set-aside.

Expenditures for the Capital Acquisition activity during the year totaled \$1,600,092, which exceeded the amount required for the set aside.

No additional contribution was required for the Budget Stabilization set aside because the annual increase in revenue as defined by the State Auditor's office was 2.79% during FY-99. A 3% increase is required to trigger additional contributions to the Budget Stabilization Fund.

This Page Intentionally Left Blank

**Combining and Individual Fund and
Account Group Statements
and Schedules**

General Fund

The General Fund is used to account for all activities of the District not included in other specified funds. This includes, but is not limited to, general instruction, pupil services,

operation and maintenance of buildings and grounds, pupil transportation, and the administration of District functions.

Hamilton City School District
Schedule of Revenues, Expenditures and
Changes in Fund Balance
Budget and Actual (Non-GAAP Budgetary Basis)
General Fund
For the Fiscal Year Ended June 30, 1999

	Revised Budget	Actual	Variance: Favorable (Unfavorable)
Revenues:			
Taxes	\$ 18,882,953	\$ 18,882,953	\$ -
Tuition and fees	602,344	605,759	3,415
Earnings on investments	475,109	475,623	514
Other local revenues:			
Rental of property	21,379	21,379	-
Contributions and donations	33,850	33,850	-
Miscellaneous revenue	404,704	404,704	-
Total other local revenue	<u>459,933</u>	<u>459,933</u>	<u>-</u>
Intergovernmental	32,314,025	32,314,025	-
Total revenues	<u>52,734,364</u>	<u>52,738,293</u>	<u>3,929</u>
Expenditures:			
Current:			
Instruction:			
Regular			
Salaries and wages	17,242,216	16,967,511	274,705
Fringe benefits	4,377,980	4,372,185	5,795
Purchased services	359,379	358,041	1,338
Supplies and materials	981,561	849,661	131,900
Equipment purchased	730,282	726,638	3,644
Other expenditures	6,499	3,835	2,664
Total regular	<u>23,697,917</u>	<u>23,277,871</u>	<u>420,046</u>
Special			
Salaries and wages	3,806,900	3,806,666	234
Fringe benefits	970,605	970,094	511
Purchased services	99,490	85,231	14,259
Supplies and materials	25,812	25,389	423
Equipment purchased	8,266	7,793	473
Total special	<u>4,911,073</u>	<u>4,895,173</u>	<u>15,900</u>
Vocational			
Salaries and wages	1,224,400	1,195,693	28,707
Fringe benefits	323,668	322,947	721
Purchased services	41,085	40,672	413
Supplies and materials	83,804	81,834	1,970
Equipment purchased	38,886	36,687	2,199
Other expenditures	610	609	1
Total vocational	<u>1,712,453</u>	<u>1,678,442</u>	<u>34,011</u>

(continued)

**Hamilton City School District
Schedule of Revenues, Expenditures and
Changes in Fund Balance
Budget and Actual (Non-GAAP Budgetary Basis)
General Fund (continued)
For the Fiscal Year Ended June 30, 1999**

	Revised Budget	Actual	Variance: Favorable (Unfavorable)
Other			
Purchased services	874,058	872,737	1,321
Total other	<u>874,058</u>	<u>872,737</u>	<u>1,321</u>
Support services:			
Pupil			
Salaries and wages	2,455,034	2,327,454	127,580
Fringe benefits	650,404	650,092	312
Purchased services	44,318	42,988	1,330
Supplies and materials	241,603	195,781	45,822
Equipment purchased	24,127	19,394	4,733
Other expenditures	645	245	400
Total pupil	<u>3,416,131</u>	<u>3,235,954</u>	<u>180,177</u>
Instructional staff			
Salaries and wages	1,232,200	1,229,742	2,458
Fringe benefits	308,600	308,017	583
Purchased services	118,546	118,221	325
Supplies and materials	147,355	109,643	37,712
Equipment purchased	70,607	48,948	21,659
Other expenditures	12,925	12,881	44
Total instructional staff	<u>1,890,233</u>	<u>1,827,452</u>	<u>62,781</u>
General administration			
Fringe Benefits	300	98	202
Purchased services	110,463	102,468	7,995
Supplies and materials	150	125	25
Other expenditures	63,989	58,854	5,135
Total general administration	<u>174,902</u>	<u>161,545</u>	<u>13,357</u>
School administration			
Salaries and wages	2,623,100	2,611,320	11,780
Fringe benefits	698,706	697,826	880
Purchased services	14,675	9,674	5,001
Supplies and materials	80,865	61,888	18,977
Equipment purchased	73,612	68,378	5,234
Other expenditures	2,510	2,196	314
Total school administration	<u>3,493,468</u>	<u>3,451,282</u>	<u>42,186</u>
Fiscal			
Salaries and wages	353,300	353,176	124
Fringe benefits	97,147	96,629	518
Purchased services	4,975	3,528	1,447
Supplies and materials	20,778	18,599	2,179
Equipment purchased	13,500	11,375	2,125
Other expenditures	398,205	397,953	252
Total fiscal services	<u>887,905</u>	<u>881,260</u>	<u>6,645</u>

(continued)

Hamilton City School District
Schedule of Revenues, Expenditures and
Changes in Fund Balance
Budget and Actual (Non-GAAP Budgetary Basis)
General Fund (continued)
For the Fiscal Year Ended June 30, 1999

	Revised Budget	Actual	Variance: Favorable (Unfavorable)
Business			
Salaries and wages	352,200	351,735	465
Fringe benefits	71,446	71,445	1
Purchased services	196,019	76,527	119,492
Supplies and materials	(11,005)	(29,719)	18,714
Equipment purchased	57,910	57,376	534
Other expenditures	1,500	1,440	60
Total business	<u>668,070</u>	<u>528,804</u>	<u>139,266</u>
Operations and maintenance			
Salaries and wages	2,222,400	2,218,920	3,480
Fringe benefits	558,949	558,914	35
Purchased services	2,413,266	2,386,206	27,060
Supplies and materials	280,972	280,791	181
Equipment purchased	64,700	63,629	1,071
Other expenditures	2,000	718	1,282
Total operations and maintenance	<u>5,542,287</u>	<u>5,509,178</u>	<u>33,109</u>
Pupil transportation			
Salaries and wages	926,200	926,163	37
Fringe benefits	228,883	228,768	115
Purchased services	236,654	163,117	73,537
Supplies and materials	182,182	155,049	27,133
Equipment purchased	553,072	541,355	11,717
Total pupil transportation	<u>2,126,991</u>	<u>2,014,452</u>	<u>112,539</u>
Central			
Salaries and wages	172,100	172,055	45
Fringe benefits	46,696	46,264	432
Purchased services	152,730	138,183	14,547
Supplies and materials	93,802	93,367	435
Equipment purchased	373,748	373,282	466
Other expenditures	213,653	213,461	192
Total central	<u>1,052,729</u>	<u>1,036,612</u>	<u>16,117</u>
Other non-instructional services			
Purchased Services	3,000	3,000	-
Supplies and Materials	3,000	2,894	106
Other expenditures	38,750	38,649	101
Total non-instructional services	<u>44,750</u>	<u>44,543</u>	<u>207</u>
Extracurricular activities			
Salaries and wages	459,600	457,977	1,623
Fringe benefits	91,512	90,523	989
Purchased services	500	301	199
Supplies and Materials	10,000	9,814	186
Total extracurricular activities	<u>561,612</u>	<u>558,615</u>	<u>2,997</u>

(continued)

**Hamilton City School District
Schedule of Revenues, Expenditures and
Changes in Fund Balance
Budget and Actual (Non-GAAP Budgetary Basis)
General Fund (continued)
For the Fiscal Year Ended June 30, 1999**

	Revised Budget	Actual	Variance: Favorable (Unfavorable)
Capital outlay			
Purchased services	67,700	45,415	22,285
Improvements/renovations	<u>965,157</u>	<u>915,475</u>	<u>49,682</u>
Total capital outlay	<u>1,032,857</u>	<u>960,890</u>	<u>71,967</u>
 Total expenditures	 <u>52,087,436</u>	 <u>50,934,810</u>	 <u>1,152,626</u>
 Excess (deficiency) of revenues over (under) expenditures	 <u>646,928</u>	 <u>1,803,483</u>	 <u>1,156,555</u>
 Other financing sources (uses)			
Operating transfers (out)	(2,713,885)	(2,653,885)	60,000
Advances in	320,135	320,135	-
Advances (out)	(704,792)	(184,447)	520,345
Refund of Prior Years Expenditures	2,099	2,099	-
Proceeds from sale of Fixed Assets	65,918	65,918	-
Proceeds from sale of long-term notes	<u>-</u>	<u>-</u>	<u>-</u>
Total other financing sources (uses)	<u>(3,030,525)</u>	<u>(2,450,180)</u>	<u>580,345</u>
 Excess (deficiency) of revenues and other financing sources over (under) expenditures and other financing uses	 <u>(2,383,597)</u>	 <u>(646,697)</u>	 <u>1,736,900</u>
 Fund balance July 1, 1998	 1,551,799	 1,551,799	 -
Prior year encumbrances appropriated	<u>1,908,834</u>	<u>1,908,834</u>	<u>-</u>
 Fund balance June 30, 1999	 <u>\$ 1,077,036</u>	 <u>\$ 2,813,936</u>	 <u>\$ 1,736,900</u>

Special Revenue Funds

Special Revenue Funds are established to account for revenues from specific sources which legally, or otherwise, are restricted to expenditures for specific purposes. A description of the District's Special Revenue Funds follows:

TV Hamilton!

A fund provided to assist in the programming and broadcasting of local, public access television. This is a cooperative venture between the City of Hamilton! Ohio and the Hamilton City School District.

Insurance Replacement

This fund provides for the replacement of items destroyed and/or stolen from the District (this covers the deductible on the District's insurance policies). This fund is not intended to account for major rebuilding, such projects would be accounted for in the capital projects accounts.

Public School Support

A fund provided to account for specific local revenue sources, other than taxes or expendable trust, (i.e. profits from vending machines, sales of pictures, etc.). Expenditures from this fund include field trips, assemblies, materials, supplies and equipment for use in the classroom.

Other Grants

A fund used to account for the proceeds of specific revenue sources, except for state and federal grants that are legally restricted to expenditures for specified purposes.

Venture Capital

A fund used to account for state funds to provide support for the creation of a successful professional development structure.

Athletic Fund

A fund provided to account for those student activity programs which have student participation in the activity, but do not have student management of the programs. This fund would usually include athletic programs but could also include the band, cheerleaders, drill team, flag corps, drama club, and other similar types of activities.

Teacher Development

A fund provided to account for receipts and expenditures necessary for providing assistance to school districts for the development of in-service programs.

Management Information System

A fund provided for purchase of computer hardware and software or other cost associated with the implementation of the requirements of the management information system (Ohio Senate Bill 140).

Special Revenue Funds (Continued)

Disadvantaged Pupil Impact Aid

A fund set up to track the minimum mandated portion of the Disadvantaged Pupil Impact Aid from the State Foundation payment per Amended Substitute House Bill No. 298, which revised Section 3317.023 of the Ohio Revised Code. (Historically, the total portion of Disadvantaged Pupil Impact Aid money has been receipted and expended from the General Fund.)

Textbooks/Instructional

A fund provided to account for specific state revenue required to be expended for textbooks, instructional supplies, or instructional equipment.

Miscellaneous State Grants

A fund used to account for various monies received from state agencies which are not classified elsewhere.

Adult Basic Education

A fund provided to account for instructional programs for persons 16 years of age and older who are not enrolled in school and who have less than a twelfth grade education or its equivalent; development of basic educational skills; increase of opportunities for useful employment; improvement of attitudes towards self, family, and community.

Economic Security Act

A fund provided for strengthening instruction in science, mathematics, modern foreign languages, English, arts and humanities, reading, history, geography, civics, economics, and industrial arts through acquisition of laboratory and other special equipment and materials and through minor remodeling.

Title VI-B

A fund used to account for federal revenues used to assist with the training of teachers, supervisors, administrators, clinicians, or other specialists providing educational services to the handicapped.

Carl D. Perkins

A fund used to account for federal revenues for the development of vocational education programs in the following categories: secondary, post-secondary, adult, disadvantaged and handicapped persons, exemplary programs, cooperative education, ancillary services, research, advisory committees, and work-study projects and sex equity grants. (Formerly known as the Vocational Evaluation Special Revenue Fund)

Special Revenue Funds (Continued)

Title I

A fund provided for financial assistance to state and local educational agencies to meet the special needs of educationally deprived children.

Title VI

A fund to consolidate various programs into a single authorization of grants to states for the same purposes set forth in the provisions of law as specified in the authorization section, to be used in accordance with the educational needs and priorities of the state and local agencies.

Drug Free School Grant

A fund provided to assist in drug abuse prevention, early intervention, rehabilitation referral, education in elementary and secondary schools, and support components for reducing abuse of alcohol and other drugs.

Title VI-B Preschool

The Preschool Grant Program addresses the improvement and expansion of services for handicapped children ages three through five years.

Telecommunications Act Grant

This fund is used to account for a federal grant which is paid directly to the District's telecommunications service provider. The provider in return grants the District either a credit to be applied towards future invoices or a refund of prior payments.

Jobs Education

A fund provided to assist students for the "modern" workplace.

Auxiliary Service Fund

A fund used to account for state funds which provided services and materials to pupils attending non-public schools within the boundaries of the District as provided for in state law. Expenditures are primarily for educational supplies, materials and testing.

Hamilton City School District
Combining Balance Sheet
All Special Revenue Funds
June 30, 1999

	TV Hamilton!	Insurance Replacement	Public School Support	Other Grants	Venture Capital
ASSETS:					
Equity in pooled cash and investments	\$ 85,412	\$ 14,908	\$ 162,709	\$ 41,959	\$ 42,537
Receivables (net of allowances for uncollectibles)					
Accounts	-	-	4,379	-	-
Intergovernmental	-	-	-	-	-
Due from other funds	-	-	-	-	-
Prepayments	71	-	-	-	-
Total assets	<u>\$ 85,483</u>	<u>\$ 14,908</u>	<u>\$ 167,088</u>	<u>\$ 41,959</u>	<u>\$ 42,537</u>
LIABILITIES:					
Accounts payable	\$ 74	\$ -	\$ 5,755	\$ 140	\$ 6,395
Accrued wages and benefits	1,843	-	-	174	-
Compensated absences payable	-	-	-	-	-
Interfund loans payable	-	-	-	-	-
Due to other governments	450	-	-	930	-
Due to other funds	-	-	-	24	-
Total liabilities	<u>2,367</u>	<u>-</u>	<u>5,755</u>	<u>1,268</u>	<u>6,395</u>
EQUITY:					
Fund balances:					
Reserved for encumbrances	(1,700)	2,395	12,975	30,874	12,836
Reserved for prepayments	71	-	-	-	-
Unreserved, undesignated	<u>84,745</u>	<u>12,513</u>	<u>148,358</u>	<u>9,817</u>	<u>23,306</u>
Total equity	<u>83,116</u>	<u>14,908</u>	<u>161,333</u>	<u>40,691</u>	<u>36,142</u>
Total liabilities and equity	<u>\$ 85,483</u>	<u>\$ 14,908</u>	<u>\$ 167,088</u>	<u>\$ 41,959</u>	<u>\$ 42,537</u>

Athletic Fund	Teacher Development	Management Information	D.P.I.A.	Textbooks/ Instructional	Miscellaneous State Grants	Adult Basic Education
\$ 164,292	\$ 1,395	\$ 8,283	\$ 582,965	\$ -	\$ 310,526	\$ 33,764
372	-	-	-	-	-	-
-	-	-	-	-	7,911	-
-	-	-	-	-	-	-
-	-	-	-	-	-	-
<u>\$ 164,664</u>	<u>\$ 1,395</u>	<u>\$ 8,283</u>	<u>\$ 582,965</u>	<u>\$ -</u>	<u>\$ 318,437</u>	<u>\$ 33,764</u>
\$ 8,086	\$ -	\$ -	\$ -	\$ -	\$ 4,005	\$ 513
-	-	-	352,337	-	58,359	14,184
-	-	-	-	-	-	-
-	-	-	-	-	6,000	-
33	150	-	3,035	-	188	864
-	-	-	251,125	-	-	45
<u>8,119</u>	<u>150</u>	<u>-</u>	<u>606,497</u>	<u>-</u>	<u>68,552</u>	<u>15,606</u>
31,391	617	6,788	582,965	-	303,781	1,483
-	-	-	-	-	-	-
<u>125,154</u>	<u>628</u>	<u>1,495</u>	<u>(606,497)</u>	<u>-</u>	<u>(53,896)</u>	<u>16,675</u>
<u>156,545</u>	<u>1,245</u>	<u>8,283</u>	<u>(23,532)</u>	<u>-</u>	<u>249,885</u>	<u>18,158</u>
<u>\$ 164,664</u>	<u>\$ 1,395</u>	<u>\$ 8,283</u>	<u>\$ 582,965</u>	<u>\$ -</u>	<u>\$ 318,437</u>	<u>\$ 33,764</u>

Continued

**Hamilton City School District
Combining Balance Sheet
All Special Revenue Funds
June 30, 1999 (Continued)**

	Economic Security Act	Title VI-B	Carl Perkins	Title I	Title VI
ASSETS :					
Equity in pooled cash and investments	\$ 63,307	\$ 75,475	\$ 89,308	\$ 341,302	\$ 11,816
Receivables (net of allowances for uncollectibles)					
Accounts	-	-	-	-	-
Intergovernmental	-	-	60,001	-	-
Due from other funds	-	15,973	-	-	-
Prepayments	-	-	-	-	-
Total assets	\$ 63,307	\$ 91,448	\$ 149,309	\$ 341,302	\$ 11,816
LIABILITIES:					
Accounts payable	\$ 3,014	\$ 735	\$ 1,800	\$ 1,783	\$ 2,316
Accrued wages and benefits	-	60,840	17,271	375,275	-
Compensated absences payable	-	-	-	-	-
Interfund loans payable	-	-	106,691	-	-
Due to other governments	-	10,632	546	4,212	-
Due to other funds	-	-	953	7,495	-
Total liabilities	3,014	72,207	127,261	388,765	2,316
EQUITY:					
Fund balances:					
Reserved for encumbrances	10,782	-	87,509	7,361	88
Reserved for prepayments	-	-	-	-	-
Unreserved, undesignated	49,511	19,241	(65,461)	(54,824)	9,412
Total equity	60,293	19,241	22,048	(47,463)	9,500
Total liabilities and equity	\$ 63,307	\$ 91,448	\$ 149,309	\$ 341,302	\$ 11,816

Drug Free Schools	Title VI-B Preschool	Telecommunications Act Grant	Jobs Education	Auxiliary Service	Total
\$ 73,907	\$ 3,871	\$ -	\$ 185,163	\$180,983	\$ 2,473,882
-	-	-	-	-	4,751
-	-	-	880	-	68,792
14,526	-	-	45	-	30,544
-	-	-	-	-	71
<u>\$ 88,433</u>	<u>\$ 3,871</u>	<u>\$ -</u>	<u>\$ 186,088</u>	<u>\$ 180,983</u>	<u>\$ 2,578,040</u>
\$ 2,695	\$ 39	\$ -	\$ 583	\$28,453	\$ 66,386
3,174	7,487	-	1,661	98,772	991,377
-	-	-	-	1,266	1,266
-	19,725	-	2,031	-	134,447
1,837	-	-	-	1,669	24,546
21,065	-	-	-	-	280,707
<u>28,771</u>	<u>27,251</u>	<u>-</u>	<u>4,275</u>	<u>130,160</u>	<u>1,498,729</u>
521	7	-	3,481	152,429	1,246,583
-	-	-	-	-	71
<u>59,141</u>	<u>(23,387)</u>	<u>-</u>	<u>178,332</u>	<u>(101,606)</u>	<u>(167,343)</u>
<u>59,662</u>	<u>(23,380)</u>	<u>-</u>	<u>181,813</u>	<u>50,823</u>	<u>1,079,311</u>
<u>\$ 88,433</u>	<u>\$ 3,871</u>	<u>\$ -</u>	<u>\$ 186,088</u>	<u>\$ 180,983</u>	<u>\$ 2,578,040</u>

Hamilton City School District
Combining Statement of Revenues, Expenditures, and
Changes in Fund Balance
All Special Revenue Funds
For the Fiscal Year Ended June 30, 1999

	TV Hamilton!	Insurance Replacement	Public School Support	Other Grants	Venture Capital
Revenues:					
From local sources:					
Tuition	\$ -	\$ -	\$ 1,760	\$ -	\$ -
Earnings on investments	-	-	8,447	-	-
Other local revenues	138,154	-	357,576	28,748	-
Intergovernmental	-	-	-	49,254	50,000
Total revenues	<u>138,154</u>	<u>-</u>	<u>367,783</u>	<u>78,002</u>	<u>50,000</u>
Expenditures:					
Current:					
Instruction:					
Regular	-	11,766	-	37,839	-
Special	-	-	-	-	-
Vocational	125,358	-	-	-	-
Adult/continuing	-	-	-	-	-
Support services:					
Pupil	-	-	335,706	-	26,015
Instructional staff	88	-	111	689	31,740
Administration	-	-	10	-	-
Business	-	-	-	-	-
Operations and maintenance	1,017	-	-	-	-
Central	-	-	-	10,152	-
Non-instructional services	-	-	-	18,867	-
Extracurricular activities	-	-	-	-	-
Capital outlay	-	-	-	-	-
Intergovernmental	-	-	-	-	-
Total expenditures	<u>126,463</u>	<u>11,766</u>	<u>335,827</u>	<u>67,547</u>	<u>57,755</u>
Excess (deficiency) of revenues over (under) expenditures	<u>11,691</u>	<u>(11,766)</u>	<u>31,956</u>	<u>10,455</u>	<u>(7,755)</u>
Other financing sources (uses):					
Operating transfers in	-	5,000	-	-	-
Operating transfers (out)	-	-	-	-	-
Total other financing sources (uses)	<u>-</u>	<u>5,000</u>	<u>-</u>	<u>-</u>	<u>-</u>
Excess (deficiency) of revenues and other financing sources over (under) expenditures and other uses	<u>11,691</u>	<u>(6,766)</u>	<u>31,956</u>	<u>10,455</u>	<u>(7,755)</u>
Fund balance July 1, 1998	<u>71,425</u>	<u>21,674</u>	<u>129,377</u>	<u>30,236</u>	<u>43,897</u>
Fund balance June 30, 1999	<u>\$ 83,116</u>	<u>\$ 14,908</u>	<u>\$ 161,333</u>	<u>\$ 40,691</u>	<u>\$ 36,142</u>

Athletic Fund	Teacher Development	Management Information System	D.P.I.A.	Textbooks/ Instructional	Miscellaneous State Grants
\$ 19,407	\$ -	\$ -	\$ -	\$ -	\$ -
6,415	-	-	-	-	-
311,296	-	-	-	-	-
<u>-</u>	<u>55,633</u>	<u>28,020</u>	<u>3,035,709</u>	<u>139,591</u>	<u>656,839</u>
<u>337,118</u>	<u>55,633</u>	<u>28,020</u>	<u>3,035,709</u>	<u>139,591</u>	<u>656,839</u>
7,426	-	-	1,965,060	139,591	92,315
-	-	-	(2,363)	-	358,251
-	-	-	281,231	-	-
-	-	-	-	-	-
-	-	-	313,473	-	-
-	56,177	-	56,444	-	18,122
-	-	-	86,402	-	-
-	-	-	-	-	-
11,580	-	-	28,432	-	(927)
-	-	38,930	-	-	500
-	-	-	-	-	-
239,405	-	-	-	-	-
-	-	-	298,810	-	-
-	8,396	-	-	-	-
<u>258,411</u>	<u>64,573</u>	<u>38,930</u>	<u>3,027,489</u>	<u>139,591</u>	<u>468,261</u>
<u>78,707</u>	<u>(8,940)</u>	<u>(10,910)</u>	<u>8,220</u>	<u>-</u>	<u>188,578</u>
12,700	-	-	-	-	-
-	-	-	-	-	-
<u>12,700</u>	<u>-</u>	<u>-</u>	<u>-</u>	<u>-</u>	<u>-</u>
<u>91,407</u>	<u>(8,940)</u>	<u>(10,910)</u>	<u>8,220</u>	<u>-</u>	<u>188,578</u>
<u>65,138</u>	<u>10,185</u>	<u>19,193</u>	<u>(31,752)</u>	<u>-</u>	<u>61,307</u>
<u>\$ 156,545</u>	<u>\$ 1,245</u>	<u>\$ 8,283</u>	<u>\$ (23,532)</u>	<u>\$ -</u>	<u>\$ 249,885</u>

Continued

Hamilton City School District
Combining Statement of Revenues, Expenditures, and
Changes in Fund Balance
All Special Revenue Funds
For the Fiscal Year Ended June 30, 1999 (Continued)

	Adult Basic Education	Economic Security Act	Title VI-B	Carl D. Perkins	Title I	Title VI
Revenues:						
From local sources:						
Tuition	\$ -	\$ -	\$ -	\$ -	\$ -	\$ -
Earnings on investments	-	-	-	-	-	-
Other local revenues	-	-	-	-	-	-
Intergovernmental	248,344	100,431	559,196	295,227	2,524,369	58,225
Total revenues	<u>248,344</u>	<u>100,431</u>	<u>559,196</u>	<u>295,227</u>	<u>2,524,369</u>	<u>58,225</u>
Expenditures:						
Current:						
Instruction:						
Regular	-	40,264	-	-	75,599	37,265
Special	-	-	44,488	-	2,135,323	-
Vocational	-	-	-	143,216	-	-
Adult/continuing	138,194	(623)	-	-	-	-
Support services:						
Pupil	-	-	67,117	95,716	-	-
Instructional staff	53,503	44,651	409,080	-	101,650	-
Administration	-	-	-	-	27,360	3,267
Business	-	-	-	-	-	-
Operations and maintenance	-	-	-	-	900	-
Central	-	-	-	-	-	-
Non-instructional services	-	588	33,595	-	15,004	10,427
Extracurricular activities	-	-	-	-	-	-
Capital outlay	2,555	-	-	-	5,024	-
-	-	-	-	-	-	-
Total expenditures	<u>194,252</u>	<u>84,880</u>	<u>554,280</u>	<u>238,932</u>	<u>2,360,860</u>	<u>50,959</u>
Excess (deficiency) of revenues over (under) expenditures	<u>54,092</u>	<u>15,551</u>	<u>4,916</u>	<u>56,295</u>	<u>163,509</u>	<u>7,266</u>
Other financing sources (uses):						
Operating transfers in	-	-	-	-	-	-
Operating transfers (out)	-	-	-	-	-	-
Total other financing sources (uses)	<u>-</u>	<u>-</u>	<u>-</u>	<u>-</u>	<u>-</u>	<u>-</u>
Excess (deficiency) of revenues and other financing sources over (under) expenditures and other uses	<u>54,092</u>	<u>15,551</u>	<u>4,916</u>	<u>56,295</u>	<u>163,509</u>	<u>7,266</u>
Fund balance July 1, 1998	<u>(35,934)</u>	<u>44,742</u>	<u>14,325</u>	<u>(34,247)</u>	<u>(210,972)</u>	<u>2,234</u>
Fund balance June 30, 1999	<u>\$ 18,158</u>	<u>\$ 60,293</u>	<u>\$ 19,241</u>	<u>\$ 22,048</u>	<u>\$ (47,463)</u>	<u>\$ 9,500</u>

<u>Drug Free School</u>	<u>Title VI-B Preschool</u>	<u>Telecomm- unications Act Grant</u>	<u>Jobs Education</u>	<u>Auxiliary Services</u>	<u>Total</u>
\$ -	\$ -	\$ -	\$ -	\$ -	\$ 21,167
-	-	-	-	14,921	29,783
-	-	-	-	-	835,774
<u>195,655</u>	<u>14,754</u>	<u>68,609</u>	<u>273,908</u>	<u>822,627</u>	<u>9,176,391</u>
<u>195,655</u>	<u>14,754</u>	<u>68,609</u>	<u>273,908</u>	<u>837,548</u>	<u>10,063,115</u>
-	-	-	25,708	-	2,432,833
32,785	-	-	-	-	2,568,484
-	-	-	5,711	-	555,516
-	-	-	56,782	-	194,353
22,465	33,379	-	9,153	-	903,024
41,576	-	-	39,047	-	852,878
-	-	-	-	-	117,039
-	-	68,609	-	-	68,609
21,115	-	-	-	-	62,117
-	-	-	-	-	49,582
20,657	4,541	-	2,000	835,066	940,745
-	-	-	-	-	239,405
-	-	-	-	-	306,389
-	-	-	-	-	8,396
<u>138,598</u>	<u>37,920</u>	<u>68,609</u>	<u>138,401</u>	<u>835,066</u>	<u>9,299,370</u>
<u>57,057</u>	<u>(23,166)</u>	<u>-</u>	<u>135,507</u>	<u>2,482</u>	<u>763,745</u>
-	-	-	-	59,338	77,038
-	-	-	-	(59,338)	(59,338)
-	-	-	-	-	17,700
<u>57,057</u>	<u>(23,166)</u>	<u>-</u>	<u>135,507</u>	<u>2,482</u>	<u>781,445</u>
<u>2,605</u>	<u>(214)</u>	<u>-</u>	<u>46,306</u>	<u>48,341</u>	<u>297,866</u>
<u>\$ 59,662</u>	<u>\$ (23,380)</u>	<u>\$ -</u>	<u>\$ 181,813</u>	<u>\$ 50,823</u>	<u>\$ 1,079,311</u>

Hamilton City School District
Schedule of Revenues, Expenditures and
Changes in Fund Balance
Budget and Actual (Non-GAAP Budgetary Basis)
TV Hamilton! Special Revenue Fund
For the Fiscal Year Ended June 30, 1999

	Revised Budget	Actual	Variance: Favorable (Unfavorable)
Revenues:			
Other local revenues:			
Contributions and donations	\$ 58,154	\$ 58,154	\$ -
Miscellaneous revenue	80,000	80,000	-
Total other local revenue	<u>138,154</u>	<u>138,154</u>	<u>-</u>
Total revenues	<u>138,154</u>	<u>138,154</u>	<u>-</u>
Expenditures:			
Current:			
Instruction:			
Vocational:			
Salaries and wages	84,000	74,508	9,492
Fringe benefits	19,830	18,996	834
Purchased services	25,566	3,701	21,865
Supplies and materials	31,237	5,075	26,162
Equipment purchased	41,904	23,406	18,498
Total vocational	<u>202,537</u>	<u>125,686</u>	<u>76,851</u>
Support services:			
Instructional staff:			
Supplies and materials	100	87	13
Total instructional staff	<u>100</u>	<u>87</u>	<u>13</u>
Operations and maintenance:			
Purchased services	9,405	1,017	8,388
Total operations and maintenance	<u>9,405</u>	<u>1,017</u>	<u>8,388</u>
Total expenditures	<u>212,042</u>	<u>126,790</u>	<u>85,252</u>
Excess (deficiency) of revenues over (under) expenditures	<u>(73,888)</u>	<u>11,364</u>	<u>85,252</u>
Fund balance July 1, 1998	72,192	72,192	-
Prior year encumbrances appropriated	<u>1,696</u>	<u>1,696</u>	<u>-</u>
Fund balance June 30, 1999	<u>\$ -</u>	<u>\$ 85,252</u>	<u>\$ 85,252</u>

Hamilton City School District
Schedule of Revenues, Expenditures and
Changes in Fund Balance
Budget and Actual (Non-GAAP Budgetary Basis)
Insurance Replacement Special Revenue Fund
For the Fiscal Year Ended June 30, 1999

	<u>Revised Budget</u>	<u>Actual</u>	Variance: Favorable (Unfavorable)
Revenues:			
Total revenues	\$ -	\$ -	\$ -
Expenditures:			
Current:			
Instruction:			
Regular:			
Equipment purchased	<u>26,674</u>	<u>14,160</u>	<u>12,514</u>
Total regular	<u>26,674</u>	<u>14,160</u>	<u>12,514</u>
Total expenditures	<u>26,674</u>	<u>14,160</u>	<u>12,514</u>
Excess (deficiency) of revenues over (under) expenditures	<u>(26,674)</u>	<u>(14,160)</u>	<u>12,514</u>
Other financing sources			
Operating transfers in	<u>5,000</u>	<u>5,000</u>	<u>-</u>
Total other financing sources	<u>5,000</u>	<u>5,000</u>	<u>-</u>
Excess(deficiency) of revenues and other financing sources over (under) expenditures and other financing uses	<u>(21,674)</u>	<u>(9,160)</u>	<u>12,514</u>
Fund balance July 1, 1998	21,674	21,674	-
Prior year encumbrances appropriated	<u>-</u>	<u>-</u>	<u>-</u>
Fund balance June 30, 1999	<u>\$ -</u>	<u>\$ 12,514</u>	<u>\$ 12,514</u>

Hamilton City School District
Schedule of Revenues, Expenditures and
Changes in Fund Balance
Budget and Actual (Non-GAAP Budgetary Basis)
Public School Support Special Revenue Fund
For the Fiscal Year Ended June 30, 1999

	Revised Budget	Actual	Variance: Favorable (Unfavorable)
Revenues:			
Tuition and fees	\$ 1,760	\$ 1,760	\$ -
Earnings on investments	8,447	8,447	-
Other local revenues:			
Contributions and donations	66,794	66,794	-
Miscellaneous revenue	<u>287,017</u>	<u>287,017</u>	<u>-</u>
Total other local revenue	<u>353,811</u>	<u>353,811</u>	<u>-</u>
Total revenues	<u>364,018</u>	<u>364,018</u>	<u>-</u>
Expenditures:			
Current:			
Instruction:			
Regular:			
Supplies and materials	<u>144</u>	<u>-</u>	<u>144</u>
Total regular	<u>144</u>	<u>-</u>	<u>144</u>
Support services:			
Pupil:			
Salaries and wages	5,162	3,350	1,812
Fringe benefits	12,433	8,118	4,315
Purchased services	81,891	47,723	34,168
Supplies and materials	281,507	211,217	70,290
Equipment purchased	77,060	56,978	20,082
Other expenditures	<u>38,597</u>	<u>25,780</u>	<u>12,817</u>
Total pupil	<u>496,650</u>	<u>353,166</u>	<u>143,484</u>
Instructional staff:			
Supplies and materials	224	111	113
Equipment purchased	<u>-</u>	<u>-</u>	<u>-</u>
Total instructional staff	<u>224</u>	<u>111</u>	<u>113</u>
Operation and maintenance:			
Purchased services	<u>145</u>	<u>-</u>	<u>145</u>
Total operation and maintenance	<u>145</u>	<u>-</u>	<u>145</u>
Site Improvement Services:			
Capital Outlay	<u>-</u>	<u>-</u>	<u>-</u>
Total Site Improvement Services	<u>-</u>	<u>-</u>	<u>-</u>
Total expenditures	<u>287,017</u>	<u>287,017</u>	<u>-</u>

Hamilton City School District
Schedule of Revenues, Expenditures and
Changes in Fund Balance
Budget and Actual (Non-GAAP Budgetary Basis)
Public School Support Special Revenue Fund
For the Fiscal Year Ended June 30, 1999 (Continued)

	<u>Revised Budget</u>	<u>Actual</u>	Variance: Favorable (Unfavorable)
Excess (deficiency) of revenues over (under) expenditures	<u>77,001</u>	<u>77,001</u>	<u>-</u>
Fund balance July 1, 1998	115,655	115,655	-
Prior year encumbrances appropriated	<u>17,490</u>	<u>17,490</u>	<u>-</u>
Fund balance June 30, 1999	<u>\$ 210,146</u>	<u>\$ 210,146</u>	<u>\$ -</u>

Hamilton City School District
Schedule of Revenues, Expenditures and
Changes in Fund Balance
Budget and Actual (Non-GAAP Budgetary Basis)
Other Grants Special Revenue Fund
For the Fiscal Year Ended June 30, 1999

	Revised Budget	Actual	Variance: Favorable (Unfavorable)
Revenues:			
Intergovernmental	\$ 49,254	\$ 49,254	\$ -
Other local revenues:			
Gifts and donations	-	-	-
Miscellaneous	<u>58,787</u>	<u>58,787</u>	-
Total other local revenue	<u>58,787</u>	<u>58,787</u>	-
Total Revenues	<u>108,041</u>	<u>108,041</u>	-
Expenditures:			
Current:			
Instruction:			
Regular:			
Salaries and wages	4,250	3,900	350
Fringe benefits	992	992	-
Purchased services	4,818	4,818	-
Supplies and materials	35,216	31,815	3,401
Equipment purchased	215	215	-
Other	<u>134</u>	<u>134</u>	-
Total regular	<u>45,625</u>	<u>41,874</u>	<u>3,751</u>
Adult/continuing:			
Salaries	-	-	-
Fringe benefits	670	670	-
Purchased services	-	-	-
Supplies and materials	-	-	-
Other	<u>-</u>	<u>-</u>	-
Total vocational	<u>670</u>	<u>670</u>	-
Support services:			
Instructional staff			
Salaries and wages	493	(104)	597
Fringe benefits	200	28	172
Purchased services	840	(24)	864
Supplies and materials	760	760	-
Other	<u>-</u>	<u>-</u>	-
Total instructional staff	<u>2,293</u>	<u>660</u>	<u>1,633</u>
Central:			
Purchased services	-	-	-
Supplies and materials	1,575	-	1,575
Other	<u>10,227</u>	<u>10,152</u>	<u>75</u>
Total central	<u>11,802</u>	<u>10,152</u>	<u>1,650</u>

Hamilton City School District
Schedule of Revenues, Expenditures and
Changes in Fund Balance
Budget and Actual (Non-GAAP Budgetary Basis)
Other Grants Special Revenue Fund
For the Fiscal Year Ended June 30, 1999 (Continued)

	Revised Budget	Actual	Variance: Favorable (Unfavorable)
Non-Instructional Services:			
Community Services:			
Equipment Purchased	49,254	45,422	3,832
Total Community Services	<u>49,254</u>	<u>45,422</u>	<u>3,832</u>
Total expenditures	<u>109,644</u>	<u>98,778</u>	<u>10,866</u>
Excess (deficiency) of revenues over (under) expenditures	<u>(1,603)</u>	<u>9,263</u>	<u>10,866</u>
Other financing sources (uses)			
Advances in	-	-	-
Advances (out)	<u>-</u>	<u>(7,497)</u>	<u>(7,497)</u>
Total other financing sources (uses)	<u>-</u>	<u>(7,497)</u>	<u>(7,497)</u>
Excess (deficiency) of revenues and other financing sources over (under) expenditures and other financing uses	<u>(1,603)</u>	<u>1,766</u>	<u>3,369</u>
Fund balance July 1, 1998	8,664	8,664	-
Prior year encumbrances appropriated	<u>436</u>	<u>436</u>	<u>-</u>
Fund balance June 30, 1999	<u>\$ 7,497</u>	<u>\$ 10,866</u>	<u>\$ 3,369</u>

Hamilton City School District
 Schedule of Revenues, Expenditures and
 Changes in Fund Balance
 Budget and Actual (Non-GAAP Budgetary Basis)
 Venture Capital Special Revenue Fund
 For the Fiscal Year Ended June 30, 1999

	Revised Budget	Actual	Variance: Favorable (Unfavorable)
Revenues:			
Intergovernmental	\$ 50,000	\$ 50,000	\$ -
Total revenues	<u>50,000</u>	<u>50,000</u>	<u>-</u>
Expenditures:			
Current:			
Support services:			
Pupil:			
Salaries and wages	-	-	-
Fringe benefits	-	-	-
Purchased services	25,185	21,857	3,328
Supplies and materials	23,277	9,359	13,918
Equipment purchased	-	-	-
Total pupil	<u>48,462</u>	<u>31,216</u>	<u>17,246</u>
Instructional staff:			
Salaries and wages	2,005	1,454	551
Fringe benefits	471	271	200
Purchased services	5,200	639	4,561
Supplies and materials	8,641	8,082	559
Equipment purchased	27,256	27,067	189
Other	2,000	2,000	-
Total instructional staff	<u>45,573</u>	<u>39,513</u>	<u>6,060</u>
Total expenditures	<u>94,035</u>	<u>70,729</u>	<u>23,306</u>
Excess (deficiency) of revenues over (under) expenditures	<u>(44,035)</u>	<u>(20,729)</u>	<u>23,306</u>
Fund balance July 1, 1998	32,871	32,871	-
Prior year encumbrances appropriated	<u>11,164</u>	<u>11,164</u>	<u>-</u>
Fund balance June 30, 1999	<u>\$ -</u>	<u>\$ 23,306</u>	<u>\$ 23,306</u>

Hamilton City School District
 Schedule of Revenues, Expenditures and
 Changes in Fund Balance
 Budget and Actual (Non-GAAP Budgetary Basis)
 Athletic Special Revenue Fund
 For the Fiscal Year Ended June 30, 1999

	Revised Budget	Actual	Variance: Favorable (Unfavorable)
Revenues:			
Earnings on investments	\$ 6,415	\$ 6,415	\$ -
Tuition and fees	19,407	19,407	-
Other local revenues:			
Extracurricular activities	213,612	213,612	-
Contributions and donations	81,057	81,057	-
Miscellaneous revenue	<u>17,267</u>	<u>17,266</u>	<u>(1)</u>
Total other local revenue	<u>311,936</u>	<u>311,935</u>	<u>(1)</u>
Total revenues	<u>337,758</u>	<u>337,757</u>	<u>(1)</u>
Expenditures:			
Current:			
Instruction:			
Regular Instruction:			
Materials and Supplies	10,000	5,290	4,710
Equipment Purchased	<u>60,100</u>	<u>2,413</u>	<u>57,687</u>
Total Regular Instruction	<u>70,100</u>	<u>7,703</u>	<u>62,397</u>
Support Services:			
Operation and Maintenance:			
Purchased Services	<u>14,312</u>	<u>14,312</u>	<u>-</u>
Total Operation and Maintenance	<u>14,312</u>	<u>14,312</u>	<u>-</u>
Extracurricular activities:			
Salaries and wages	11,936	11,936	-
Fringe benefits	73	73	-
Purchased services	107,549	97,409	10,140
Supplies and materials	181,853	130,759	51,094
Equipment purchased	10,070	6,457	3,613
Other expenditures	<u>21,949</u>	<u>20,806</u>	<u>1,143</u>
Total extracurricular activities	<u>333,430</u>	<u>267,440</u>	<u>65,990</u>
Total expenditures	<u>417,842</u>	<u>289,455</u>	<u>128,387</u>
Excess (deficiency) of revenues over (under) expenditures	<u>(80,084)</u>	<u>48,302</u>	<u>128,386</u>
Other financing sources (uses)			
Operating transfers in	<u>12,700</u>	<u>12,700</u>	<u>-</u>
Total other financing sources (uses)	<u>12,700</u>	<u>12,700</u>	<u>-</u>

Hamilton City School District
Schedule of Revenues, Expenditures and
Changes in Fund Balance
Budget and Actual (Non-GAAP Budgetary Basis)
Athletic Special Revenue Fund
For the Fiscal Year Ended June 30, 1999 (Continued)

	<u>Revised Budget</u>	<u>Actual</u>	Variance: Favorable (Unfavorable)
Excess(deficiency) of revenues and other financing sources over (under) expenditures and other financing uses	<u>(67,384)</u>	<u>61,002</u>	<u>128,386</u>
Fund balance July 1, 1998	52,069	52,069	-
Prior year encumbrances appropriated	<u>15,315</u>	<u>15,315</u>	-
Fund balance June 30, 1999	<u>\$ -</u>	<u>\$ 128,386</u>	<u>\$ 128,386</u>

**Hamilton City School District
Schedule of Revenues, Expenditures and
Changes in Fund Balance
Budget and Actual (Non-GAAP Budgetary Basis)
Teacher Development Special Revenue Fund
For the Fiscal Year Ended June 30, 1999**

	Revised Budget	Actual	Variance: Favorable (Unfavorable)
Revenues:			
Intergovernmental	\$ 55,633	\$ 55,633	\$ -
Total revenues	<u>55,633</u>	<u>55,633</u>	<u>-</u>
Expenditures:			
Current:			
Support services:			
Instructional staff:			
Salaries and wages	3,530	3,530	-
Fringe benefits	571	571	-
Purchased services	42,453	42,453	-
Supplies & materials	10,240	10,240	-
Equipment purchased	-	-	-
Other	-	-	-
Total instructional staff	<u>56,794</u>	<u>56,794</u>	<u>-</u>
Non-Instructional Services:			
Community Services:			
Purchased Services	628	-	628
Total Community Services	<u>628</u>	<u>-</u>	<u>628</u>
Intergovernmental:			
Other:			
Other	8,396	8,396	-
Total Other	<u>8,396</u>	<u>8,396</u>	<u>-</u>
Total expenditures	<u>65,818</u>	<u>65,190</u>	<u>628</u>
Excess (deficiency) of revenues over (under) expenditures	<u>(10,185)</u>	<u>(9,557)</u>	<u>628</u>
Fund balance July 1, 1998	-	-	-
Prior year encumbrances appropriated	<u>10,185</u>	<u>10,185</u>	<u>-</u>
Fund balance June 30, 1999	<u>\$ -</u>	<u>\$ 628</u>	<u>\$ 628</u>

Hamilton City School District
Schedule of Revenues, Expenditures and
Changes in Fund Balance
Budget and Actual (Non-GAAP Budgetary Basis)
Management Information System Special Revenue Fund
For the Fiscal Year Ended June 30, 1999

	Revised Budget	Actual	Variance: Favorable (Unfavorable)
Revenues:			
Intergovernmental	\$ 28,019	\$ 28,019	\$ -
Total revenues	<u>28,019</u>	<u>28,019</u>	<u>-</u>
Expenditures:			
Current:			
Support services:			
Central:			
Salaries	-	-	-
Fringe benefits	-	-	-
Purchased services	95	95	-
Supplies & materials	586	529	57
Equipment purchased	<u>46,532</u>	<u>45,093</u>	<u>1,439</u>
Total central	<u>47,213</u>	<u>45,717</u>	<u>1,496</u>
Total expenditures	<u>47,213</u>	<u>45,717</u>	<u>1,496</u>
Excess (deficiency) of revenues over (under) expenditures	<u>(19,194)</u>	<u>(17,698)</u>	<u>1,496</u>
Fund balance July 1, 1998	19,194	19,194	-
Prior year encumbrances appropriated	<u>-</u>	<u>-</u>	<u>-</u>
Fund balance June 30, 1999	<u>\$ -</u>	<u>\$ 1,496</u>	<u>\$ 1,496</u>

Hamilton City School District
 Schedule of Revenues, Expenditures and
 Changes in Fund Balance
 Budget and Actual (Non-GAAP Budgetary Basis)
 Disadvantaged Pupil Impact Aid Special Revenue Fund
 For the Fiscal Year Ended June 30, 1999

	Revised Budget	Actual	Variance: Favorable (Unfavorable)
Revenues:			
Intergovernmental	<u>\$ 3,035,710</u>	<u>\$ 3,035,710</u>	<u>\$ -</u>
Total revenues	<u>3,035,710</u>	<u>3,035,710</u>	<u>-</u>
Expenditures:			
Current:			
Instruction:			
Regular:			
Salaries and wages	1,361,026	1,361,026	-
Fringe Benefits	475,523	475,523	-
Supplies and Materials	57,251	57,251	-
Equipment Purchased	<u>43,967</u>	<u>43,967</u>	<u>-</u>
Total regular	<u>1,937,767</u>	<u>1,937,767</u>	<u>-</u>
Vocational:			
Salaries and wages	282,155	282,155	-
Fringe benefits	<u>1,195</u>	<u>1,195</u>	<u>-</u>
Total special	<u>283,350</u>	<u>283,350</u>	<u>-</u>
Support services:			
Pupil:			
Salaries and wages	358,240	358,240	-
Fringe benefits	1,770	1,770	-
Supplies and Materials	<u>70</u>	<u>70</u>	<u>-</u>
Total pupil	<u>360,080</u>	<u>360,080</u>	<u>-</u>
Instructional Staff:			
Salaries and wages	51,237	51,237	-
Fringe benefits	<u>699</u>	<u>699</u>	<u>-</u>
Total Instructional Staff	<u>51,936</u>	<u>51,936</u>	<u>-</u>
Administration:			
Salaries and wages	74,690	74,690	-
Fringe benefits	<u>645</u>	<u>645</u>	<u>-</u>
Total administration	<u>75,335</u>	<u>75,335</u>	<u>-</u>
Operation and Maintenance:			
Salaries and wages	26,994	26,994	-
Fringe benefits	-	-	-
Purchased Services	<u>1,438</u>	<u>1,438</u>	<u>-</u>
Total Operation and Maintenance	<u>28,432</u>	<u>28,432</u>	<u>-</u>

Hamilton City School District
Schedule of Revenues, Expenditures and
Changes in Fund Balance
Budget and Actual (Non-GAAP Budgetary Basis)
Disadvantaged Pupil Impact Aid Special Revenue Fund
For the Fiscal Year Ended June 30, 1999 (Continued)

	<u>Revised Budget</u>	<u>Actual</u>	Variance: Favorable (Unfavorable)
Capital Outlay			
Capital outlay - new	<u>298,810</u>	<u>298,810</u>	-
Total Capital Outlay	<u>298,810</u>	<u>298,810</u>	-
Total expenditures	<u>3,035,710</u>	<u>3,035,710</u>	-
Excess (deficiency) of revenues over (under) expenditures	<u>-</u>	<u>-</u>	<u>-</u>
Other financing sources (uses)			
Advances Out	<u>-</u>	<u>(227,520)</u>	<u>(227,520)</u>
Total other financing sources (uses)	<u>-</u>	<u>(227,520)</u>	<u>(227,520)</u>
Excess(deficiency) of revenues and other financing sources over (under) expenditures and other financing uses	<u>-</u>	<u>(227,520)</u>	<u>(227,520)</u>
Fund balance July 1, 1998	-	-	-
Prior year encumbrances appropriated	<u>227,520</u>	<u>227,520</u>	-
Fund balance June 30, 1999	<u>\$ 227,520</u>	<u>\$ -</u>	<u>\$ (227,520)</u>

Hamilton City School District
Schedule of Revenues, Expenditures and
Changes in Fund Balance
Budget and Actual (Non-GAAP Budgetary Basis)
Textbooks/Instructional
For the Fiscal Year Ended June 30, 1999

	Revised Budget	Actual	Variance: Favorable (Unfavorable)
Revenues:			
Intergovernmental	\$ 139,591	\$ 139,591	\$ -
Total revenues	<u>139,591</u>	<u>139,591</u>	<u>-</u>
Expenditures:			
Current:			
Instruction:			
Regular:			
Materials and supplies	134,996	134,996	-
Capital Outlay	4,595	4,595	-
Total regular	<u>139,591</u>	<u>139,591</u>	<u>-</u>
Total expenditures	<u>139,591</u>	<u>139,591</u>	<u>-</u>
Excess (deficiency) of revenues over (under) expenditures	<u>-</u>	<u>-</u>	<u>-</u>
Fund balance July 1, 1998	-	-	-
Prior year encumbrances appropriated	<u>-</u>	<u>-</u>	<u>-</u>
Fund balance June 30, 1999	<u>\$ -</u>	<u>\$ -</u>	<u>\$ -</u>

Hamilton City School District
 Schedule of Revenues, Expenditures and
 Changes in Fund Balance
 Budget and Actual (Non-GAAP Budgetary Basis)
 Miscellaneous State Grants Special Revenue Fund
 For the Fiscal Year Ended June 30, 1999

	Revised Budget	Actual	Variance: Favorable (Unfavorable)
Revenues:			
Intergovernmental	\$ 648,928	\$ 648,928	\$ -
Total revenues	<u>648,928</u>	<u>648,928</u>	<u>-</u>
Expenditures:			
Current:			
Instruction:			
Regular:			
Salaries	157,976	157,976	-
Fringe benefits	40,307	40,307	-
Purchased services	-	-	-
Materials and supplies	3,155	3,155	-
Capital Outlay	-	-	-
Total regular	<u>201,438</u>	<u>201,438</u>	<u>-</u>
Special:			
Salaries and wages	291,905	291,905	-
Fringe benefits	102,409	102,409	-
Purchased services	26,312	26,312	-
Supplies and materials	78,188	78,187	1
Capital Outlay	10,080	10,080	-
Other	4,398	4,398	-
Total Special	<u>513,292</u>	<u>513,291</u>	<u>1</u>
Support services:			
Instructional staff:			
Salaries and wages	13,171	13,171	-
Fringe benefits	3,178	3,178	-
Purchased services	2,636	2,636	-
Supplies and materials	1,757	1,757	-
Capital Outlay	3,167	3,167	-
Total instructional staff	<u>23,909</u>	<u>23,909</u>	<u>-</u>
Central:			
Supplies and materials	<u>500</u>	<u>500</u>	<u>-</u>
Total Central	<u>500</u>	<u>500</u>	<u>-</u>
Total expenditures	<u>739,139</u>	<u>739,138</u>	<u>1</u>
Excess (deficiency) of revenues over (under) expenditures	<u>(90,211)</u>	<u>(90,210)</u>	<u>1</u>

Hamilton City School District
Schedule of Revenues, Expenditures and
Changes in Fund Balance
Budget and Actual (Non-GAAP Budgetary Basis)
Miscellaneous State Grants Special Revenue Fund
For the Fiscal Year Ended June 30, 1999 (Continued)

	Revised Budget	Actual	Variance: Favorable (Unfavorable)
Other financing sources (uses):			
Advances in	<u>6,000</u>	<u>6,000</u>	<u>-</u>
Total other financing sources (uses)	<u>6,000</u>	<u>6,000</u>	<u>-</u>
Excess (deficiency) of revenues and other financing sources over (under) expenditures and other uses	(84,211)	(84,210)	1
Fund balance July 1, 1998	81,438	81,438	-
Prior year encumbrances appropriated	<u>2,773</u>	<u>2,773</u>	<u>-</u>
Fund balance June 30, 1999	<u>\$ -</u>	<u>\$ 1</u>	<u>\$ 1</u>

Hamilton City School District
 Schedule of Revenues, Expenditures and
 Changes in Fund Balance
 Budget and Actual (Non-GAAP Budgetary Basis)
 Adult Basic Education Special Revenue Fund
 For the Fiscal Year Ended June 30, 1999

	Revised Budget	Actual	Variance: Favorable (Unfavorable)
Revenues:			
Intergovernmental	\$ 228,344	\$ 248,344	\$ 20,000
Total revenues	<u>228,344</u>	<u>248,344</u>	<u>20,000</u>
Expenditures:			
Current:			
Instruction:			
Adult/continuing:			
Salaries and wages	123,203	111,282	11,921
Fringe benefits	22,876	22,813	63
Purchased services	3,506	3,506	-
Supplies and materials	9,834	9,834	-
Equipment Purchased	1,429	1,429	-
Total adult/continuing	<u>160,848</u>	<u>148,864</u>	<u>11,984</u>
Support services:			
Instructional staff:			
Salaries and wages	47,609	47,609	-
Fringe benefits	18,058	18,058	-
Purchased services	385	385	-
Supplies and materials	930	930	-
Equipment purchased	5,605	5,605	-
Other expenditures	290	290	-
Total instructional staff	<u>72,877</u>	<u>72,877</u>	<u>-</u>
Capital Outlay:			
Building improvement services:			
Equipment purchased	2,555	2,555	-
Total Building improvement services	<u>2,555</u>	<u>2,555</u>	<u>-</u>
Total expenditures	<u>236,280</u>	<u>224,296</u>	<u>11,984</u>
Excess (deficiency) of revenues over (under) expenditures	<u>(7,936)</u>	<u>24,048</u>	<u>31,984</u>
Fund balance July 1, 1998	7,632	7,632	-
Prior year encumbrances appropriated	<u>304</u>	<u>304</u>	<u>-</u>
Fund balance June 30, 1999	<u>\$ -</u>	<u>\$ 31,984</u>	<u>\$ 31,984</u>

Hamilton City School District
Schedule of Revenues, Expenditures and
Changes in Fund Balance
Budget and Actual (Non-GAAP Budgetary Basis)
Economic Security Act Special Revenue Fund
For the Fiscal Year Ended June 30, 1999

	Revised Budget	Actual	Variance: Favorable (Unfavorable)
Revenues:			
Intergovernmental	\$ 100,431	\$ 100,431	\$ -
Total revenues	<u>100,431</u>	<u>100,431</u>	<u>-</u>
Expenditures:			
Current:			
Instruction:			
Regular:			
Supplies and materials	<u>56,589</u>	<u>50,879</u>	<u>5,710</u>
Total regular instruction	<u>56,589</u>	<u>50,879</u>	<u>5,710</u>
Support services:			
Instructional staff:			
Salaries and wages	13,480	1,166	12,314
Fringe benefits	2,262	87	2,175
Purchased services	30,288	2,129	28,159
Supplies and materials	41,768	41,768	-
Equipment purchased	-	-	-
Total instructional staff	<u>87,798</u>	<u>45,150</u>	<u>42,648</u>
Non-Instructional services:			
Community services:			
Supplies and materials	<u>1,464</u>	<u>588</u>	<u>876</u>
Total community services	<u>1,464</u>	<u>588</u>	<u>876</u>
Total expenditures	<u>145,851</u>	<u>96,617</u>	<u>49,234</u>
Excess (deficiency) of revenues over (under) expenditures	<u>(45,420)</u>	<u>3,814</u>	<u>49,234</u>
Fund balance July 1, 1998	44,871	44,871	-
Prior year encumbrances appropriated	<u>549</u>	<u>549</u>	<u>-</u>
Fund balance June 30, 1999	<u>\$ -</u>	<u>\$ 49,234</u>	<u>\$ 49,234</u>

Hamilton City School District
 Schedule of Revenues, Expenditures and
 Changes in Fund Balance
 Budget and Actual (Non-GAAP Budgetary Basis)
 Title VI-B Special Revenue Fund
 For the Fiscal Year Ended June 30, 1999

	Revised Budget	Actual	Variance: Favorable (Unfavorable)
Revenues:			
Intergovernmental	\$ 559,196	\$ 559,196	\$ -
Total revenues	<u>559,196</u>	<u>559,196</u>	<u>-</u>
Expenditures:			
Current:			
Instruction:			
Special:			
Salaries and wages	12,007	12,007	-
Fringe benefits	4,695	2,165	2,530
Purchased services	7,000	4,785	2,215
Supplies and materials	3,487	3,487	-
Equipment purchased	<u>21,779</u>	<u>21,779</u>	<u>-</u>
Total special	<u>48,968</u>	<u>44,223</u>	<u>4,745</u>
Support services:			
Pupil:			
Salaries and wages	47,609	47,599	10
Fringe benefits	18,689	6,081	12,608
Purchased services	16,120	9,450	6,670
Supplies and materials	1,118	1,118	-
Equipment purchased	<u>8,783</u>	<u>8,783</u>	<u>-</u>
Total pupil	<u>92,319</u>	<u>73,031</u>	<u>19,288</u>
Instructional staff:			
Salaries and wages	331,371	296,810	34,561
Fringe benefits	<u>109,364</u>	<u>102,722</u>	<u>6,642</u>
Total instructional staff	<u>440,735</u>	<u>399,532</u>	<u>41,203</u>
Non-instructional services:			
Salaries	33,425	28,318	5,107
Fringe benefits	9,480	4,347	5,133
Supplies and materials	-	-	-
Equipment purchased	<u>-</u>	<u>-</u>	<u>-</u>
Total non-instructional services	<u>42,905</u>	<u>32,665</u>	<u>10,240</u>
Total expenditures	<u>624,927</u>	<u>549,451</u>	<u>75,476</u>

Hamilton City School District
Schedule of Revenues, Expenditures and
Changes in Fund Balance
Budget and Actual (Non-GAAP Budgetary Basis)
Title VI-B Special Revenue Fund
For the Fiscal Year Ended June 30, 1999 (Continued)

	Revised Budget	Actual	Variance: Favorable (Unfavorable)
Excess (deficiency) of revenues over (under) expenditures	<u>(65,731)</u>	<u>9,745</u>	<u>75,476</u>
Fund balance July 1, 1998	65,731	65,731	-
Prior year encumbrances appropriated	<u>-</u>	<u>-</u>	<u>-</u>
Fund balance June 30, 1999	<u>\$ -</u>	<u>\$ 75,476</u>	<u>\$ 75,476</u>

Hamilton City School District
Schedule of Revenues, Expenditures and
Changes in Fund Balance
Budget and Actual (Non-GAAP Budgetary Basis)
Carl D. Perkins Special Revenue Fund
For the Fiscal Year Ended June 30, 1999

	Revised Budget	Actual	Variance: Favorable (Unfavorable)
Revenues:			
Intergovernmental	\$ 235,226	\$ 235,226	\$ -
Total revenues	<u>235,226</u>	<u>235,226</u>	<u>-</u>
Expenditures:			
Current:			
Instruction:			
Vocational:			
Salaries and wages	92,377	92,377	-
Fringe benefits	28,547	28,547	-
Purchased services	8,000	8,000	-
Supplies and materials	138	138	-
Equipment purchased	98,993	98,993	-
Total vocational	<u>228,055</u>	<u>228,055</u>	<u>-</u>
Support services:			
Pupil:			
Salaries and wages	61,372	61,372	-
Fringe benefits	11,589	11,589	-
Purchased services	5,022	5,022	-
Supplies and materials	16,744	16,744	-
Capital outlay	4,870	4,870	-
Total pupil	<u>99,597</u>	<u>99,597</u>	<u>-</u>
Total expenditures	<u>327,652</u>	<u>327,652</u>	<u>-</u>
Excess (deficiency) of revenues over (under) expenditures	<u>(92,426)</u>	<u>(92,426)</u>	<u>-</u>
Other financing sources (uses)			
Advances in	106,690	106,690	-
Advances (out)	-	(30,651)	(30,651)
Total other financing sources (uses)	<u>106,690</u>	<u>76,039</u>	<u>(30,651)</u>
Excess(deficiency) of revenues and other financing sources over (under) expenditures and other financing uses	<u>14,264</u>	<u>(16,387)</u>	<u>(30,651)</u>
Fund balance July 1, 1998	-	-	-
Prior year encumbrances appropriated	<u>16,387</u>	<u>16,387</u>	<u>-</u>
Fund balance June 30, 1999	<u>\$ 30,651</u>	<u>\$ -</u>	<u>\$ (30,651)</u>

Hamilton City School District
 Schedule of Revenues, Expenditures and
 Changes in Fund Balance
 Budget and Actual (Non-GAAP Budgetary Basis)
 Title I Special Revenue Fund
 For the Fiscal Year Ended June 30, 1999

	Revised Budget	Actual	Variance: Favorable (Unfavorable)
Revenues:			
Intergovernmental	\$ 2,524,369	\$ 2,524,369	\$ -
Total revenues	<u>2,524,369</u>	<u>2,524,369</u>	<u>-</u>
Expenditures:			
Current:			
Instruction:			
Regular:			
Salaries and wages	43,747	33,432	10,315
Fringe benefits	14,830	6,421	8,409
Purchased services	9,440	9,310	130
Supplies and materials	10,715	10,660	55
Equipment purchased	7,864	7,864	-
Total regular	<u>86,596</u>	<u>67,687</u>	<u>18,909</u>
Special:			
Salaries and wages	1,563,471	1,555,605	7,866
Fringe benefits	488,927	289,690	199,237
Purchased services	128,119	117,957	10,162
Supplies and materials	326,435	310,529	15,906
Equipment purchased	144,364	142,434	1,930
Total special	<u>2,651,316</u>	<u>2,416,215</u>	<u>235,101</u>
Support services:			
Instructional staff:			
Salaries and wages	100,993	83,972	17,021
Fringe benefits	42,878	20,782	22,096
Purchased services	14,541	11,441	3,100
Supplies and materials	12,000	5,362	6,638
Equipment purchased	2,539	2,480	59
Total instructional staff	<u>172,951</u>	<u>124,037</u>	<u>48,914</u>
School administration:			
Salaries and wages	30,175	25,210	4,965
Fringe benefits	10,947	5,279	5,668
Purchased services	3,250	1,286	1,964
Supplies and materials	1,450	986	464
Equipment purchased	-	-	-
Total school administration	<u>45,822</u>	<u>32,761</u>	<u>13,061</u>
Operation and maintenance:			
Purchased services	1,400	900	500
Total operation and maintenance	<u>1,400</u>	<u>900</u>	<u>500</u>

Hamilton City School District
 Schedule of Revenues, Expenditures and
 Changes in Fund Balance
 Budget and Actual (Non-GAAP Budgetary Basis)
 Title I Special Revenue Fund
 For the Fiscal Year Ended June 30, 1999 (Continued)

	Revised Budget	Actual	Variance: Favorable (Unfavorable)
Non-instructional services:			
Salaries	25,959	15,156	10,803
Fringe benefits	7,699	3,729	3,970
Purchased services	1,180	300	880
Supplies and materials	1,541	1,534	7
Equipment purchased	565	552	13
Total non-instructional services	<u>36,944</u>	<u>21,271</u>	<u>15,673</u>
Capital outlay:			
Building improvement services:			
Capital outlay	5,024	5,024	-
Total capital outlay	<u>5,024</u>	<u>5,024</u>	<u>-</u>
Total expenditures	<u>3,000,053</u>	<u>2,667,895</u>	<u>332,158</u>
Excess (deficiency) of revenues over (under) exp	<u>(475,684)</u>	<u>(143,526)</u>	<u>332,158</u>
Fund balance July 1, 1998	169,512	169,512	-
Prior year encumbrances appropriated	<u>306,172</u>	<u>306,172</u>	<u>-</u>
Fund balance June 30, 1999	<u>\$ -</u>	<u>\$ 332,158</u>	<u>\$ 332,158</u>

Hamilton City School District
Schedule of Revenues, Expenditures and
Changes in Fund Balance
Budget and Actual (Non-GAAP Budgetary Basis)
Title VI Special Revenue Fund
For the Fiscal Year Ended June 30, 1999

	Revised Budget	Actual	Variance: Favorable (Unfavorable)
Revenues:			
Intergovernmental	\$ 58,225	\$ 58,225	\$ -
Total revenues	<u>58,225</u>	<u>58,225</u>	<u>-</u>
Expenditures:			
Current:			
Instruction:			
Regular:			
Supplies and materials	31,149	30,639	510
Equipment purchased	<u>15,101</u>	<u>6,625</u>	<u>8,476</u>
Total regular	<u>46,250</u>	<u>37,264</u>	<u>8,986</u>
Support services:			
Administration:			
Equipment purchased	<u>3,375</u>	<u>3,267</u>	<u>108</u>
Total administration	<u>3,375</u>	<u>3,267</u>	<u>108</u>
Non-instructional services:			
Purchased services	1,046	753	293
Supplies and materials	<u>9,788</u>	<u>9,762</u>	<u>26</u>
Total non-instructional services	<u>10,834</u>	<u>10,515</u>	<u>319</u>
Total expenditures	<u>60,459</u>	<u>51,046</u>	<u>9,413</u>
Excess (deficiency) of revenues over (under) expenditures	<u>(2,234)</u>	<u>7,179</u>	<u>9,413</u>
Other financing sources (uses)			
Advances in	-	-	-
Advances (out)	<u>-</u>	<u>-</u>	<u>-</u>
Total other financing sources (uses)	<u>-</u>	<u>-</u>	<u>-</u>
Excess(deficiency) of revenues and other financing sources over (under) expenditures and other financing uses	<u>(2,234)</u>	<u>7,179</u>	<u>9,413</u>
Fund balance July 1, 1998	1,001	1,001	-
Prior year encumbrances appropriated	<u>1,233</u>	<u>1,233</u>	<u>-</u>
Fund balance June 30, 1999	<u>\$ -</u>	<u>\$ 9,413</u>	<u>\$ 9,413</u>

Hamilton City School District
Schedule of Revenues, Expenditures and
Changes in Fund Balance
Budget and Actual (Non-GAAP Budgetary Basis)
Drug Free School Grant Special Revenue Fund
For the Fiscal Year Ended June 30, 1999

	Revised Budget	Actual	Variance: Favorable (Unfavorable)
Revenues:			
Intergovernmental	\$ 195,654	\$ 195,654	\$ -
Total revenues	<u>195,654</u>	<u>195,654</u>	<u>-</u>
Expenditures:			
Current:			
Instruction:			
Special:			
Salaries and wages	27,632	25,650	1,982
Fringe benefits	13,199	3,181	10,018
Capital outlay	-	-	-
Total special	<u>40,831</u>	<u>28,831</u>	<u>12,000</u>
Support services:			
Pupil:			
Purchased services	14,473	6,032	8,441
Supplies and materials	24,540	17,402	7,138
Total pupil	<u>39,013</u>	<u>23,434</u>	<u>15,579</u>
Instructional staff:			
Salaries and wages	35,891	34,193	1,698
Fringe benefits	18,739	4,322	14,417
Purchased services	15,316	1,888	13,428
Total instructional staff	<u>69,946</u>	<u>40,403</u>	<u>29,543</u>
Operations and maintenance:			
Salaries and wages	21,599	21,599	-
Fringe benefits	3,249	40	3,209
Total operation and maintenance	<u>24,848</u>	<u>21,639</u>	<u>3,209</u>
Non-instructional services:			
Salaries and wages	1,085	1,085	-
Fringe benefits	152	-	152
Purchased services	12,993	8,824	4,169
Supplies and materials	19,809	13,770	6,039
Total non-instructional services	<u>34,039</u>	<u>23,679</u>	<u>10,360</u>
Total expenditures	<u>208,677</u>	<u>137,986</u>	<u>70,691</u>
Excess (deficiency) of revenues over (under) expenditures	<u>(13,023)</u>	<u>57,668</u>	<u>70,691</u>
Fund balance July 1, 1998	4,120	4,120	-
Prior year encumbrances appropriated	<u>8,903</u>	<u>8,903</u>	<u>-</u>
Fund balance June 30, 1999	<u>\$ -</u>	<u>\$ 70,691</u>	<u>\$ 70,691</u>

Hamilton City School District
Schedule of Revenues, Expenditures and
Changes in Fund Balance
Budget and Actual (Non-GAAP Budgetary Basis)
Title VI-B Preschool Special Revenue Fund
For the Fiscal Year Ended June 30, 1999

	Revised Budget	Actual	Variance: Favorable (Unfavorable)
Revenues:			
Intergovernmental	\$ 14,754	\$ 14,754	\$ -
Total revenues	<u>14,754</u>	<u>14,754</u>	<u>-</u>
Expenditures:			
Current:			
Support services:			
Pupil:			
Salaries and wages	33,209	33,209	-
Fringe benefits	4,039	650	3,389
Supplies and materials	360	-	360
Equipment purchased	-	-	-
Total pupil	<u>37,608</u>	<u>33,859</u>	<u>3,749</u>
Non-instructional services:			
Salaries and wages	400	385	15
Supplies and materials	122	61	61
Supplies and materials	<u>4,149</u>	<u>4,149</u>	<u>-</u>
Total non-instructional services	<u>4,671</u>	<u>4,595</u>	<u>76</u>
Total expenditures	<u>42,279</u>	<u>38,454</u>	<u>3,825</u>
Excess (deficiency) of revenues over (under) expenditures	<u>(27,525)</u>	<u>(23,700)</u>	<u>3,825</u>
Other financing sources (uses)			
Advances in	<u>19,725</u>	<u>19,725</u>	<u>-</u>
Total other financing sources (uses)	<u>19,725</u>	<u>19,725</u>	<u>-</u>
Excess (deficiency) of revenues and other financing sources over (under) expenditures and other uses	<u>(7,800)</u>	<u>(3,975)</u>	<u>3,825</u>
Fund balance July 1, 1998	7,800	7,800	-
Prior year encumbrances appropriated	<u>-</u>	<u>-</u>	<u>-</u>
Fund balance June 30, 1999	<u>\$ -</u>	<u>\$ 3,825</u>	<u>\$ 3,825</u>

Hamilton City School District
Schedule of Revenues, Expenditures and
Changes in Fund Balance
Budget and Actual (Non-GAAP Budgetary Basis)
Telecommunications Act Grant
For the Fiscal Year Ended June 30, 1999

	<u>Revised Budget</u>	<u>Actual</u>	Variance: Favorable (Unfavorable)
Revenues:			
Intergovernmental	\$ 68,609	\$ 68,609	\$ -
Total revenues	<u>68,609</u>	<u>68,609</u>	<u>-</u>
Expenditures:			
Current:			
Support Services:			
Business:			
Purchased services	68,609	68,609	-
Total business	<u>68,609</u>	<u>68,609</u>	<u>-</u>
Total expenditures	<u>68,609</u>	<u>68,609</u>	<u>-</u>
Excess (deficiency) of revenues over (under) expenditures	<u>-</u>	<u>-</u>	<u>-</u>
Fund balance July 1, 1998	-	-	-
Prior year encumbrances appropriated	<u>-</u>	<u>-</u>	<u>-</u>
Fund balance June 30, 1999	<u>\$ -</u>	<u>\$ -</u>	<u>\$ -</u>

Hamilton City School District
Schedule of Revenues, Expenditures and
Changes in Fund Balance
Budget and Actual (Non-GAAP Budgetary Basis)
Jobs Education Special Revenue Fund
For the Fiscal Year Ended June 30, 1999

	Revised Budget	Actual	Variance: Favorable (Unfavorable)
Revenues:			
Intergovernmental	\$ 284,524	\$ 284,524	\$ -
Total revenues	<u>284,524</u>	<u>284,524</u>	<u>-</u>
Expenditures:			
Current:			
Instruction:			
Regular:			
Purchased services	5,835	5,833	2
Supplies and materials	11,533	11,390	143
Equipment purchased	10,176	8,486	1,690
Total regular	<u>27,544</u>	<u>25,709</u>	<u>1,835</u>
Special:			
Purchased services	31,860	377	31,483
Supplies and materials	22,526	-	22,526
Total special	<u>54,386</u>	<u>377</u>	<u>54,009</u>
Vocational:			
Salaries and wages	1,991	1,991	-
Fringe benefits	430	430	-
Purchased services	156	156	-
Supplies and materials	4,639	4,639	-
Other expenditures	831	831	-
Total vocational	<u>8,047</u>	<u>8,047</u>	<u>-</u>
Adult continuing:			
Salaries and wages	26,051	26,051	-
Fringe benefits	4,379	4,379	-
Purchased services	20,079	20,054	25
Supplies and materials	6,087	6,087	-
Equipment purchased	14,635	-	14,635
Total adult continuing	<u>71,231</u>	<u>56,571</u>	<u>14,660</u>
Support services:			
Pupils:			
Salaries and wages	-	-	-
Fringe benefits	124	124	-
Purchased services	400	400	-
Supplies and materials	7,066	7,066	-
Equipment purchased	2,085	2,085	-
Other	625	625	-
Total pupils	<u>10,300</u>	<u>10,300</u>	<u>-</u>

Hamilton City School District
Schedule of Revenues, Expenditures and
Changes in Fund Balance
Budget and Actual (Non-GAAP Budgetary Basis)
Jobs Education Special Revenue Fund
For the Fiscal Year Ended June 30, 1999 (Continued)

	Revised Budget	Actual	Variance: Favorable (Unfavorable)
Instructional staff:			
Salaries and wages	54,050	7,752	46,298
Fringe benefits	14,362	384	13,978
Purchased services	13,148	6,530	6,618
Supplies and materials	68,187	24,487	43,700
Total instructional staff	<u>149,747</u>	<u>39,153</u>	<u>110,594</u>
Non-instructional services:			
Community services:			
Supplies and materials	2,000	2,000	-
Total community services	<u>2,000</u>	<u>2,000</u>	<u>-</u>
<i>Total expenditures</i>	<u>323,255</u>	<u>142,157</u>	<u>181,098</u>
Excess (deficiency) of revenues over (under) expenditures	<u>(38,731)</u>	<u>142,367</u>	<u>181,098</u>
Other financing sources (uses)			
Advances in	2,031	2,031	-
Advances (out)	-	(4,467)	(4,467)
Total other financing sources (uses)	<u>2,031</u>	<u>(2,436)</u>	<u>(4,467)</u>
Excess(deficiency) of revenues and other financing sources over (under) expenditures and other financing uses	<u>(36,700)</u>	<u>139,931</u>	<u>176,631</u>
Fund balance July 1, 1998	11,977	11,977	-
Prior year encumbrances appropriated	<u>29,190</u>	<u>29,190</u>	<u>-</u>
Fund balance June 30, 1999	<u>\$ 4,467</u>	<u>\$ 181,098</u>	<u>\$ 176,631</u>

Hamilton City School District
Schedule of Revenues, Expenditures and
Changes in Fund Balance
Budget and Actual (Non-GAAP Budgetary Basis)
Auxillary Service Special Revenue Fund
For the Fiscal Year Ended June 30, 1999

	Revised Budget	Actual	Variance: Favorable (Unfavorable)
Revenues:			
Intergovernmental	\$ 822,627	\$ 822,627	\$ -
Earnings on investments	<u>14,921</u>	<u>14,921</u>	<u>-</u>
Total revenues	<u>837,548</u>	<u>837,548</u>	<u>-</u>
Expenditures:			
Current:			
Non-Instructional Services			
Salaries and wages	534,591	534,591	-
Fringe benefits	93,860	93,860	-
Purchased services	32,234	32,234	-
Supplies and materials	309,957	309,957	-
Equipment purchased	20,935	20,935	-
Other	-	-	-
Total Non-Instructional Services	<u>991,577</u>	<u>991,577</u>	<u>-</u>
Total expenditures	<u>991,577</u>	<u>991,577</u>	<u>-</u>
Excess (deficiency) of revenues over (under) expenditures	<u>(154,029)</u>	<u>(154,029)</u>	<u>-</u>
Other financing sources (uses)			
Operating transfers in	59,338	59,338	-
Operating transfers out	<u>(59,338)</u>	<u>(59,338)</u>	<u>-</u>
Total other financing sources (uses)	<u>-</u>	<u>-</u>	<u>-</u>
Excess(deficiency) of revenues and other financing sources over (under) expenditures and other financing uses	<u>(154,029)</u>	<u>(154,029)</u>	<u>-</u>
Fund balance July 1, 1998	52,312	52,312	-
Prior year encumbrances appropriated	<u>101,717</u>	<u>101,717</u>	<u>-</u>
Fund balance June 30, 1999	<u>\$ -</u>	<u>\$ -</u>	<u>\$ -</u>

Debt Service Fund

The Debt Service Fund is used to account for the accumulation of resources and payment of general obligation bond principal and interest and certain other long-term obligations from governmental resources when the government is obligated in some manner for the payment. It is also used to account for the accumulation of resources and payment of general obligation notes payable, as required by Ohio Law.

Since there is only one Debt Service Fund and the level of budgetary control is not greater than that presented in the Combined Financial Statements, no additional financial statements are presented here.

Capital Projects Funds

Capital Projects Funds are used to account for the financing and acquisition or construction of major capital facilities, such as new school buildings or additions to existing buildings, or for major renovation projects. A description of the District's Capital Projects Fund follows:

Permanent Improvement Fund

A fund provided to account for all transactions related to the acquisition, construction, or improvements to the District's facilities (as authorized by chapter 5705, Ohio revised code). This fund does not include amounts directly related to levy proceeds expenditures.

May 1999 Levy Building Program Fund

A fund provided to account for expenditures of levy generated funds for acquisition, construction, or improvement of the District's facilities.

SchoolNet Plus Fund

A fund provided to account for additional funding targeted for the acquisition of computer workstations in grades K - 4. Grant Awards require an approved technology plan.

Technology Equity Fund

A fund used to account for technology funds provided to low-wealth school districts as determined by the district's adjusted valuation per pupil.

Powerup Grant Fund

A fund provided to account for State grant money to be expended on electrical upgrades to the District's facilities.

Emergency School Building Repairs Fund

A fund provided to account for special state revenue earmarked for emergency repairs to school district facilities.

Hamilton City School District
 Combining Balance Sheet
 All Capital Projects Funds
 June 30, 1999

	Permanent Improvement	May 1999 Levy Building Program	Schoolnet Plus	Technology Equity Fund
ASSETS:				
Equity in pooled cash and investments	\$ 53,614	\$ 45,000,000	\$ 418,691	\$ 3,275
Receivables:				
Accounts	-	-	1,150	-
Total assets	<u>\$ 53,614</u>	<u>\$ 45,000,000</u>	<u>\$ 419,841</u>	<u>\$ 3,275</u>
LIABILITIES:				
Accrued Wages and Benefits	-	-	686	-
Interfund Loan Payable	-	-	-	-
Total Liabilities	<u>-</u>	<u>-</u>	<u>686</u>	<u>-</u>
EQUITY:				
Fund balances:				
Reserved for encumbrances	-	119,278	-	-
Unreserved, undesignated	<u>53,614</u>	<u>44,880,722</u>	<u>419,155</u>	<u>3,275</u>
Total equity	<u>53,614</u>	<u>45,000,000</u>	<u>419,155</u>	<u>3,275</u>
Total liabilities and equity	<u>\$ 53,614</u>	<u>\$ 45,000,000</u>	<u>\$ 419,841</u>	<u>\$ 3,275</u>

Powerup Grant	Emergency School Building Repairs	Total
\$ 40,376	\$ -	\$ 45,515,956
-	-	1,150
<u>\$ 40,376</u>	<u>\$ -</u>	<u>\$ 45,517,106</u>
-	-	686
-	50,000	50,000
-	50,000	50,686
8,000	-	127,278
32,376	(50,000)	45,339,142
<u>40,376</u>	<u>(50,000)</u>	<u>45,466,420</u>
<u>\$ 40,376</u>	<u>\$ -</u>	<u>\$ 45,517,106</u>

Hamilton City School District
Combining Statement of Revenues, Expenditures, and
Changes in Fund Balance
All Capital Projects Funds
For the Fiscal Year Ended June 30, 1999

	Permanent Improvement	May 1999 Levy Building Program	Schoolnet Plus	Technology Equity Fund
Revenues:				
Intergovernmental	\$ -	\$ -	\$ 979,575	\$ 49,149
Earnings on investments	<u>53,614</u>	<u>-</u>	<u>-</u>	<u>-</u>
Total revenues	<u>53,614</u>	<u>-</u>	<u>979,575</u>	<u>49,149</u>
Expenditures:				
Current:				
Instruction:				
Regular	-	-	578,056	-
Support services				
Instructional staff	-	-	51,381	-
Central	-	-	-	46,838
Capital outlay	<u>-</u>	<u>-</u>	<u>-</u>	<u>162,808</u>
Total expenditures	<u>-</u>	<u>-</u>	<u>629,437</u>	<u>209,646</u>
Excess (deficiency) of revenues over (under) expenditures	<u>53,614</u>	<u>-</u>	<u>350,138</u>	<u>(160,497)</u>
Other financing sources:				
Proceeds from sale of long-term bonds	-	4,500,000	-	-
Proceeds from bond anticipation notes	<u>-</u>	<u>40,500,000</u>	<u>-</u>	<u>-</u>
Total other financing sources	<u>-</u>	<u>45,000,000</u>	<u>-</u>	<u>-</u>
Excess (deficiency) of revenues and other financing sources over (under) expenditures and other uses	<u>53,614</u>	<u>45,000,000</u>	<u>350,138</u>	<u>(160,497)</u>
Fund balance July 1, 1998	<u>-</u>	<u>-</u>	<u>69,017</u>	<u>163,772</u>
Fund balance June 30, 1999	<u>\$ 53,614</u>	<u>\$ 45,000,000</u>	<u>\$ 419,155</u>	<u>\$ 3,275</u>

<u>Powerup Grant</u>	<u>Emergency School Building Repairs</u>	<u>Total</u>
\$ 40,376	\$ -	\$ 1,069,100
-	-	53,614
<u>40,376</u>	-	<u>1,122,714</u>
-	-	578,056
-	-	51,381
-	-	46,838
-	413,969	576,777
-	<u>413,969</u>	<u>1,253,052</u>
<u>40,376</u>	<u>(413,969)</u>	<u>(130,338)</u>
-	-	4,500,000
-	-	40,500,000
-	-	45,000,000
<u>40,376</u>	<u>(413,969)</u>	<u>44,869,662</u>
-	363,969	596,758
<u>\$ 40,376</u>	<u>\$ (50,000)</u>	<u>\$ 45,466,420</u>

**Hamilton City School District
Schedule of Revenues, Expenditures and
Changes in Fund Balance
Budget and Actual (Non-GAAP Budgetary Basis)
Permanent Improvement Fund
For the Fiscal Year Ended June 30, 1999**

	Revised Budget	Actual	Variance: Favorable (Unfavorable)
Revenues:			
Earnings on investments	\$ 53,582	\$ 53,614	\$ 32
Total revenues	<u>53,582</u>	<u>53,614</u>	<u>32</u>
Expenditures:			
Capital outlay:			
Architecture and Engineering Services			
Purchased Services	-	-	-
Total Architecture and Engineering Services	<u>-</u>	<u>-</u>	<u>-</u>
Building Improvement Services			
Building Improvements Purchased	-	-	-
Total Building Improvement Services	<u>-</u>	<u>-</u>	<u>-</u>
Total expenditures	<u>-</u>	<u>-</u>	<u>-</u>
Excess (deficiency) of revenues over (under) expenditures	<u>53,582</u>	<u>53,614</u>	<u>32</u>
Other financing sources (uses)			
Advances in	-	-	-
Advances (out)	-	-	-
Total other financing sources	<u>-</u>	<u>-</u>	<u>-</u>
Excess(deficiency) of revenues and other financing sources over (under) expenditures and other financing uses	<u>53,582</u>	<u>53,614</u>	<u>32</u>
Fund balance July 1, 1998	-	-	-
Prior year encumbrances appropriated	<u>-</u>	<u>-</u>	<u>-</u>
Fund balance June 30, 1999	<u>\$ 53,582</u>	<u>\$ 53,614</u>	<u>\$ 32</u>

Hamilton City School District
Schedule of Revenues, Expenditures and
Changes in Fund Balance
Budget and Actual (Non-GAAP Budgetary Basis)
May 1999 Levy Building Program
For the Fiscal Year Ended June 30, 1999

	Revised Budget	Actual	Variance: Favorable (Unfavorable)
Revenues:			
Total revenues	\$ -	\$ -	\$ -
Expenditures:			
Capital outlay:			
Architecture and Engineering Services			
Purchased Services	-	-	-
Total Architecture and Engineering Services	-	-	-
Building Improvement Services			
Building Improvements Purchased	45,000,000	119,278	44,880,722
Total Building Improvement Services	45,000,000	119,278	44,880,722
Total expenditures	45,000,000	119,278	44,880,722
Excess (deficiency) of revenues over (under) expenditures	(45,000,000)	(119,278)	44,880,722
Other financing sources (uses)			
Proceeds from sale of bonds	45,000,000	45,000,000	-
Advances in	-	-	-
Advances (out)	-	-	-
Total other financing sources	45,000,000	45,000,000	-
Excess(deficiency) of revenues and other financing sources over (under) expenditures and other financing uses	-	44,880,722	44,880,722
Fund balance July 1, 1998	-	-	-
Prior year encumbrances appropriated	-	-	-
Fund balance June 30, 1999	\$ -	\$ 44,880,722	\$ 44,880,722

Hamilton City School District
 Schedule of Revenues, Expenditures and
 Changes in Fund Balance
 Budget and Actual (Non-GAAP Budgetary Basis)
 SchoolNet Plus Capital Projects Fund
 For the Fiscal Year Ended June 30, 1999

	Revised Budget	Actual	Variance: Favorable (Unfavorable)
Revenues:			
Intergovernmental	\$ 978,425	\$ 978,425	\$ -
Total revenues	<u>978,425</u>	<u>978,425</u>	<u>-</u>
Expenditures:			
Current:			
Instruction:			
Regular			
Supplies and materials	202,404	201,034	1,370
Equipment purchased	690,904	377,022	313,882
Total regular	<u>893,308</u>	<u>578,056</u>	<u>315,252</u>
Support services:			
Instructional staff			
Salaries	27,974	27,974	-
Fringe benefits	6,418	4,517	1,901
Purchased services	22,000	18,204	3,796
Total instructional staff	<u>56,392</u>	<u>50,695</u>	<u>5,697</u>
Capital Outlay:			
Building improvement services			
Capital outlay	97,742	-	97,742
Total building improvement services	<u>97,742</u>	<u>-</u>	<u>97,742</u>
Total expenditures	<u>1,047,442</u>	<u>628,751</u>	<u>418,691</u>
Excess (deficiency) of revenues over (under) expenditures	<u>(69,017)</u>	<u>349,674</u>	<u>418,691</u>
Fund balance July 1, 1998	69,017	69,017	-
Prior year encumbrances appropriated	<u>-</u>	<u>-</u>	<u>-</u>
Fund balance June 30, 1999	<u>\$ -</u>	<u>\$ 418,691</u>	<u>\$ 418,691</u>

Hamilton City School District
Schedule of Revenues, Expenditures and
Changes in Fund Balance
Budget and Actual (Non-GAAP Budgetary Basis)
Technology Equity Capital Projects Fund
For the Fiscal Year Ended June 30, 1999

	Revised Budget	Actual	Variance: Favorable (Unfavorable)
Revenues:			
Intergovernmental	\$ 49,149	\$ 49,149	\$ -
Total revenues	<u>49,149</u>	<u>49,149</u>	<u>-</u>
Expenditures:			
Current:			
Central			
Supplies and materials	5,374	2,099	3,275
Capital outlay	<u>44,739</u>	<u>44,739</u>	<u>-</u>
Total central	<u>50,113</u>	<u>46,838</u>	<u>3,275</u>
Building improvement services			
Improvements purchased	<u>162,808</u>	<u>162,808</u>	<u>-</u>
Total building improvement services	<u>162,808</u>	<u>162,808</u>	<u>-</u>
Total expenditures	<u>212,921</u>	<u>209,646</u>	<u>3,275</u>
Excess (deficiency) of revenues over (under) expenditures	<u>(163,772)</u>	<u>(160,497)</u>	<u>3,275</u>
Fund balance July 1, 1998	89,560	89,560	-
Prior year encumbrances appropriated	<u>74,212</u>	<u>74,212</u>	<u>-</u>
Fund balance June 30, 1999	<u>\$ -</u>	<u>\$ 3,275</u>	<u>\$ 3,275</u>

Hamilton City School District
Schedule of Revenues, Expenditures and
Changes in Fund Balance
Budget and Actual (Non-GAAP Budgetary Basis)
Powerup Grant
For the Fiscal Year Ended June 30, 1999

	Revised Budget	Actual	Variance: Favorable (Unfavorable)
Revenues:			
Intergovernmental	\$ 40,376	\$ 40,376	\$ -
Total revenues	<u>40,376</u>	<u>40,376</u>	<u>-</u>
Expenditures:			
Current:			
Support services:			
Capital outlay:			
Building improvement services			
Purchased services	9,720	8,000	1,720
Improvements purchased	<u>30,656</u>	<u>-</u>	<u>30,656</u>
Total building improvement services	<u>40,376</u>	<u>8,000</u>	<u>32,376</u>
Total expenditures	<u>40,376</u>	<u>8,000</u>	<u>32,376</u>
Excess (deficiency) of revenues over (under) expenditures	<u>-</u>	<u>32,376</u>	<u>32,376</u>
Fund balance July 1, 1998	-	-	-
Prior year encumbrances appropriated	<u>-</u>	<u>-</u>	<u>-</u>
Fund balance June 30, 1999	<u>\$ -</u>	<u>\$ 32,376</u>	<u>\$ 32,376</u>

Hamilton City School District
 Schedule of Revenues, Expenditures and
 Changes in Fund Balance
 Budget and Actual (Non-GAAP Budgetary Basis)
 Emergency School Building Repairs Fund
 For the Fiscal Year Ended June 30, 1999

	Revised Budget	Actual	Variance: Favorable (Unfavorable)
Revenues:			
Total revenues	\$ -	\$ -	\$ -
Expenditures:			
Capital outlay:			
Architecture and Engineering Services			
Purchased Services	362	362	-
Total Architecture and Engineering Services	362	362	-
Building Improvement Services			
Building Improvements Purchased	441,005	441,005	-
Total Building Improvement Services	441,005	441,005	-
Total expenditures	441,367	441,367	-
Excess (deficiency) of revenues over (under) expenditures	(441,367)	(441,367)	-
Other financing sources (uses)			
Advances in	50,000	50,000	-
Advances (out)	-	(50,000)	50,000
Total other financing sources	50,000	-	50,000
Excess(deficiency) of revenues and other financing sources over (under) expenditures and other financing uses	(391,367)	(441,367)	(50,000)
Fund balance July 1, 1998	1,966	1,966	-
Prior year encumbrances appropriated	439,401	439,401	-
Fund balance June 30, 1999	\$ 50,000	\$ -	\$ (50,000)

Enterprise Funds

Enterprise Funds are established to account for operations that are financed and operated in a manner similar to private sector business where the intent is that the expense (including depreciation) of providing goods or services primarily or solely to the general public be financed or recovered primarily through user charges. A description of the District's Enterprise Funds follows:

Food Service

A fund used to account for all revenues and expenses related to the provision of food services for the District.

Uniform School Supplies

A rotary fund provided to account for the purchase and sale of school supplies as adopted by the Board of Education for use in the schools of the District.

Vocational Rotary

A rotary fund provided to account for all revenues and expenses related to the provision of goods and services to the general public by the vocational classes of the District.

Adult Education

A fund used to account for all revenues and expenses related to the provision of credit and non-credit classes to the general public.

Hamilton City School District
Combining Balance Sheet
All Enterprise Funds
June 30, 1999

	Food Service	Uniform School Supplies	Vocational Rotary	Adult Education	Total
ASSETS :					
Equity in pooled cash and investments	\$ 29,288	\$ 22,412	\$ 8,185	\$ 31,384	\$ 91,269
Receivables (net of allowances for uncollectibles)					
Accounts	244	-	-	-	244
Intergovernmental	11,987	-	-	-	11,987
Due from other funds	-	-	-	-	-
Materials and supplies inventory	53,401	20,944	-	-	74,345
Furniture, equipment, and vehicles	585,840	-	-	-	585,840
Accumulated depreciation	(463,877)	-	-	-	(463,877)
Total assets	\$ 216,883	\$ 43,356	\$ 8,185	\$ 31,384	\$ 299,808
LIABILITIES:					
Accounts payable	\$ 6,161	\$ -	\$ -	\$ -	\$ 6,161
Accrued wages and benefits	32,309	-	-	408	32,717
Compensated absences payable	3,855	-	-	731	4,586
Interfund loans payable	-	-	-	-	-
Due to other governments	35,569	-	213	-	35,782
Due to other funds	69	-	-	-	69
Deferred revenue	53,401	-	-	-	53,401
Total liabilities	131,364	-	213	1,139	132,716
EQUITY:					
Contributed capital	87,514	-	-	-	87,514
Retained earnings: unreserved	(1,995)	43,356	7,972	30,245	79,578
Fund Balance					
Reserved for encumbrances	13,841	21,685	-	-	35,526
Unreserved, undesignated	(13,841)	(21,685)	-	-	(35,526)
Total equity	85,519	43,356	7,972	30,245	167,092
Total liabilities and equity	\$ 216,883	\$ 43,356	\$ 8,185	\$ 31,384	\$ 299,808

Hamilton City School District
Combining Statement of Revenues, Expenses and
Changes in Retained Earnings
All Enterprise Funds
For the Fiscal Year Ended June 30, 1999

	Food Service	Uniform School Supplies	Vocational Rotary	Adult Education	Total
Operating revenues:					
Tuition and fees	\$ -	\$ -	\$ -	\$ 49,231	\$ 49,231
Sales	1,145,955	46,162	-	-	1,192,117
Other operating revenues	3,514	1,011	4,029	475	9,029
Total operating revenues	<u>1,149,469</u>	<u>47,173</u>	<u>4,029</u>	<u>49,706</u>	<u>1,250,377</u>
Operating expenses:					
Salaries and wages	999,043	-	-	43,375	1,042,418
Fringe benefits	307,062	-	-	254	307,316
Purchased services	171,577	-	-	9,578	181,155
Supplies	1,224,202	48,272	3,472	1,975	1,277,921
Depreciation	39,030	-	-	-	39,030
Other expenditures	1,245	-	31	-	1,276
Capital Outlay	(966)	-	-	-	(966)
Total operating expenses	<u>2,741,193</u>	<u>48,272</u>	<u>3,503</u>	<u>55,182</u>	<u>2,848,150</u>
Operating income(loss)	<u>(1,591,724)</u>	<u>(1,099)</u>	<u>526</u>	<u>(5,476)</u>	<u>(1,597,773)</u>
Nonoperating revenues(expenses):					
Operating grants	1,588,437	-	-	6,071	1,594,508
Operating transfers in	-	-	-	-	-
Advances	-	-	-	-	-
Loss on sale of fixed assets	(820)	-	-	-	(820)
Total nonoperating revenues(expenses)	<u>1,587,617</u>	<u>-</u>	<u>-</u>	<u>6,071</u>	<u>1,593,688</u>
Net income(loss)	<u>(4,107)</u>	<u>(1,099)</u>	<u>526</u>	<u>595</u>	<u>(4,085)</u>
Retained earnings (deficit) at July 1, 1998	<u>89,626</u>	<u>44,455</u>	<u>7,446</u>	<u>29,650</u>	<u>171,177</u>
Retained earnings (deficit) at June 30, 1999	<u>\$ 85,519</u>	<u>\$ 43,356</u>	<u>\$ 7,972</u>	<u>\$ 30,245</u>	<u>\$ 167,092</u>

Hamilton City School District
Combining Statement of Cash Flows
All Enterprise Funds
For the Fiscal Year Ended June 30, 1999

	Food Services	Uniform School Supplies	Vocational Rotary	Adult Education	Total
Cash flows from operating activities:					
Cash received from tuition and fees	\$ -	\$ -	\$ -	\$ 49,232	\$ 49,232
Cash received from sales	1,145,955	46,161	-	-	1,192,116
Cash received from other operations	-	1,011	4,029	475	5,515
Cash payments for personal services	(1,370,757)	-	-	(42,689)	(1,413,446)
Cash payments for purchased services	(170,877)	-	-	(9,578)	(180,455)
Cash payments for supplies and materials	(1,197,746)	(48,908)	(3,471)	(1,975)	(1,252,100)
Cash payments for other expenses	(1,245)	-	-	-	(1,245)
Net cash provided by (used for) operating activities	<u>(1,594,670)</u>	<u>(1,736)</u>	<u>558</u>	<u>(4,535)</u>	<u>(1,600,383)</u>
Cash flows from noncapital financing activities:					
Cash received from operating grants	1,552,925	-	-	11,225	1,564,150
Cash received (used) - interfund loans	-	-	-	-	-
Cash received from other non-operating revenues	1,306	-	-	-	1,306
Net cash provided by (used for) noncapital financing activities	<u>1,554,231</u>	<u>-</u>	<u>-</u>	<u>11,225</u>	<u>1,565,456</u>
Cash flows from capital and related financing activities:					
Acquisition of capital assets	(33,186)	-	-	-	(33,186)
Net cash used for capital and related financing activities	<u>(33,186)</u>	<u>-</u>	<u>-</u>	<u>-</u>	<u>(33,186)</u>
Net increase (decrease) in cash/cash equivalents	(73,625)	(1,736)	558	6,690	(68,113)
Cash and cash equivalents at beginning of year	102,913	24,148	7,627	24,694	159,382
Cash and cash equivalents at end of year	<u>\$ 29,288</u>	<u>\$ 22,412</u>	<u>\$ 8,185</u>	<u>\$ 31,384</u>	<u>\$ 91,269</u>
Adjustments to reconcile operating income (loss) to net cash provided by (used for) operating activities:					
Operating income (loss)	<u>\$ (1,591,724)</u>	<u>\$ (1,099)</u>	<u>\$ 526</u>	<u>\$ (5,476)</u>	<u>\$ (1,597,773)</u>
Adjustments to reconcile operating income to net cash provided by operating activities:					
Depreciation	39,030	-	-	-	39,030
Donated commodities used	33,240	-	-	(5,154)	28,086
Changes in assets and liabilities:					
(Increase) Decrease in receivables	(11,621)	10	-	5,154	(6,457)
Increase (Decrease) in deferred revenue	(19,799)	-	-	-	(19,799)
(Increase) Decrease in supplies and materials	19,799	(647)	-	-	19,152
Increase (Decrease) in accounts payable	1,122	-	32	-	1,154
Increase (Decrease) in accrued wages & benefits	4,941	-	-	941	5,882
Increase (Decrease) in due to other funds	(65,307)	-	-	-	(65,307)
(Increase) Decrease in due from other funds	-	-	-	-	-
Increase (Decrease) in due to other gov't.	(4,351)	-	-	-	(4,351)
Total adjustments	<u>(2,946)</u>	<u>(637)</u>	<u>32</u>	<u>941</u>	<u>(2,610)</u>
Net cash provided by (used for) operating activities	<u>\$ (1,594,670)</u>	<u>\$ (1,736)</u>	<u>\$ 558</u>	<u>\$ (4,535)</u>	<u>\$ (1,600,383)</u>
Noncash investing, capital and financing activities: NONE					

**Hamilton City School District
Schedule of Revenues, Expenses and
Changes in Retained Earnings
Budget and Actual (Non-GAAP Budgetary Basis)
Food Service Enterprise Fund
For the Fiscal Year Ended June 30, 1999**

	<u>Revised Budget</u>	<u>Actual</u>	Variance: Favorable (Unfavorable)
Operating revenues:			
Sales	\$ 1,145,955	\$ 1,145,955	\$ -
Refund of prior years expense	<u>-</u>	<u>-</u>	<u>-</u>
Total operating revenues	<u>1,145,955</u>	<u>1,145,955</u>	<u>-</u>
Operating Expenses:			
Salaries and wages	996,399	996,399	-
Fringe benefits	374,417	374,358	59
Purchased services	186,808	182,006	4,802
Supplies and materials	1,207,612	1,203,846	3,766
Capital outlay	35,424	35,358	66
Other operating expenses	<u>2,440</u>	<u>1,245</u>	<u>1,195</u>
Total operating expenses	<u>2,803,100</u>	<u>2,793,212</u>	<u>9,888</u>
Operating income(loss)	<u>(1,657,145)</u>	<u>(1,647,257)</u>	<u>9,888</u>
Nonoperating revenues(expenses):			
Operating grants	1,552,925	1,552,925	-
Other	<u>1,306</u>	<u>1,306</u>	<u>-</u>
Total nonoperating revenues (expenses)	<u>1,554,231</u>	<u>1,554,231</u>	<u>-</u>
Net income(loss) before operating transfers	<u>(102,914)</u>	<u>(93,026)</u>	<u>9,888</u>
Transfers and advances			
Advances out	<u>-</u>	<u>-</u>	<u>-</u>
Total transfers and advances	<u>-</u>	<u>-</u>	<u>-</u>
Net income(loss)	<u>(102,914)</u>	<u>(93,026)</u>	<u>9,888</u>
Retained earnings July 1, 1998	92,785	92,785	-
Prior year encumbrances appropriated	<u>10,129</u>	<u>10,129</u>	<u>-</u>
Retained earnings June 30, 1999	<u>\$ -</u>	<u>\$ 9,888</u>	<u>\$ 9,888</u>

Hamilton City School District
Schedule of Revenues, Expenses and
Changes in Retained Earnings
Budget and Actual (Non-GAAP Budgetary Basis)
Uniform School Supplies Enterprise Fund
For the Fiscal Year Ended June 30, 1999

	<u>Revised Budget</u>	<u>Actual</u>	Variance: Favorable (Unfavorable)
Operating revenues:			
Sales	\$ 46,162	\$ 46,162	\$ -
Other operating revenues	<u>1,011</u>	<u>1,011</u>	<u>-</u>
Total operating revenues	<u>47,173</u>	<u>47,173</u>	<u>-</u>
Operating expenses:			
Supplies and materials	71,245	70,593	652
Other expenditures	<u>74</u>	<u>-</u>	<u>74</u>
Total operating expenses	<u>71,319</u>	<u>70,593</u>	<u>726</u>
Net income(loss) before operating transfers	<u>(24,146)</u>	<u>(23,420)</u>	<u>726</u>
Transfers and advances			
Operating transfers in	<u>-</u>	<u>-</u>	<u>-</u>
Total transfers and advances	<u>-</u>	<u>-</u>	<u>-</u>
Net income (loss)	<u>(24,146)</u>	<u>(23,420)</u>	<u>726</u>
Retained earnings July 1, 1998	7,986	7,986	-
Prior year encumbrances appropriated	<u>16,160</u>	<u>16,160</u>	<u>-</u>
Retained earnings June 30, 1999	<u>\$ -</u>	<u>\$ 726</u>	<u>\$ 726</u>

Hamilton City School District
Schedule of Revenues, Expenses and
Changes in Retained Earnings
Budget and Actual (Non-GAAP Budgetary Basis)
Vocational Rotary Enterprise Fund
For the Fiscal Year Ended June 30, 1999

	<u>Revised Budget</u>	<u>Actual</u>	Variance: Favorable (Unfavorable)
Operating revenues:			
Tuition and fees	\$ -	\$ -	\$ -
Other operating revenue	<u>4,029</u>	<u>4,029</u>	<u>-</u>
Total operating revenues	<u>4,029</u>	<u>4,029</u>	<u>-</u>
 Operating expenses:			
Purchased services	2,000	-	2,000
Supplies and materials	<u>9,656</u>	<u>3,471</u>	<u>6,185</u>
Total operating expenses	<u>11,656</u>	<u>3,471</u>	<u>8,185</u>
 Operating income(loss)	<u>(7,627)</u>	<u>558</u>	<u>8,185</u>
 Nonoperating revenues(expenses):			
Operating grants - donations	<u>-</u>	<u>-</u>	<u>-</u>
Total nonoperating revenues (expenses)	<u>-</u>	<u>-</u>	<u>-</u>
 Net income(loss)	<u>(7,627)</u>	<u>558</u>	<u>8,185</u>
 Retained earnings July 1, 1998	7,627	7,627	-
Prior year encumbrances appropriated	<u>-</u>	<u>-</u>	<u>-</u>
 Retained earnings June 30, 1999	<u>\$ -</u>	<u>\$ 8,185</u>	<u>\$ 8,185</u>

Hamilton City School District
Schedule of Revenues, Expenses and
Changes in Retained Earnings
Budget and Actual (Non-GAAP Budgetary Basis)
Adult Education Enterprise Fund
For the Fiscal Year Ended June 30, 1999

	Revised Budget	Actual	Variance: Favorable (Unfavorable)
Operating revenues:			
Tuition and fees	\$ 49,232	\$ 49,232	\$ -
Other operating revenue	<u>475</u>	<u>475</u>	<u>-</u>
Total operating revenues	<u>49,707</u>	<u>49,707</u>	<u>-</u>
Operating expenses:			
Salaries and wages	60,284	42,434	17,850
Fringe benefits	5,036	255	4,781
Purchased services	14,923	9,578	5,345
Supplies and materials	5,319	1,975	3,344
Other	<u>64</u>	<u>-</u>	<u>64</u>
Total operating expenses	<u>85,626</u>	<u>54,242</u>	<u>31,384</u>
Operating income(loss)	<u>(35,919)</u>	<u>(4,535)</u>	<u>31,384</u>
Nonoperating revenues(expenses):			
Operating grants - state sources	<u>11,225</u>	<u>11,225</u>	<u>-</u>
Total nonoperating revenues (expenses)	<u>11,225</u>	<u>11,225</u>	<u>-</u>
Net income(loss)	<u>(24,694)</u>	<u>6,690</u>	<u>31,384</u>
Retained earnings July 1, 1998	24,694	24,694	-
Prior year encumbrances appropriated	<u>-</u>	<u>-</u>	<u>-</u>
Retained earnings June 30, 1999	<u>\$ -</u>	<u>\$ 31,384</u>	<u>\$ 31,384</u>

Internal Service Funds

Internal Service Funds are used to account for the financing of services provided by one department or agency to another department or agency on a cost reimbursement basis. A description of the District's Internal Service Funds follows:

Employee Benefits

This is a self-insurance fund used to account for all revenues and expenses for the District's employee health, dental and vision insurance.

Special Rotary Fund

The Special Rotary fund is used to account for all revenues and expenses related to field trips for the schools in the District.

Hamilton City School District
Combining Balance Sheet
All Internal Service Funds
June 30, 1999

	Employee Benefits	Special Rotary	Total
ASSETS:			
Equity in pooled cash and investments	\$ 28,594	\$ 4,871	\$ 33,465
Receivables (net of allowances for uncollectibles)			
Accounts	-	9	9
Total assets	<u>\$ 28,594</u>	<u>\$ 4,880</u>	<u>\$ 33,474</u>
LIABILITIES:			
Accounts payable	-	1,785	1,785
Accrued wages and benefits	8,724	-	8,724
Due to other funds	-	-	-
Total liabilities	<u>8,724</u>	<u>1,785</u>	<u>10,509</u>
EQUITY:			
Retained earnings: unreserved	19,870	3,095	22,965
Total equity	<u>19,870</u>	<u>3,095</u>	<u>22,965</u>
Total liabilities and equity	<u>\$ 28,594</u>	<u>\$ 4,880</u>	<u>\$ 33,474</u>

Hamilton City School District
Combining Statement of Revenues, Expenses, and
Changes in Retained Earnings
All Internal Service Funds
For the Fiscal Year Ended June 30, 1999

	Employee Benefits	Special Rotary	Total
Operating revenues:			
Tuition and fees	\$ 91,426	\$ -	\$ 91,426
Other operating revenues	-	73,381	73,381
Total operating revenues	<u>91,426</u>	<u>73,381</u>	<u>164,807</u>
Operating expenses:			
Fringe benefits	-	-	-
Purchased services	3,287	72,984	76,271
Supplies and materials	-	667	667
Other operating expenses	83,941	-	83,941
Total operating expenses	<u>87,228</u>	<u>73,651</u>	<u>160,879</u>
Operating income(loss)	<u>4,198</u>	<u>(270)</u>	<u>3,928</u>
Nonoperating revenues:			
Earnings on investments	1,213	-	1,213
Operating grants	-	-	-
Total nonoperating revenues	<u>1,213</u>	<u>-</u>	<u>1,213</u>
Net income(loss)	<u>5,411</u>	<u>(270)</u>	<u>5,141</u>
Retained earnings at July 1, 1998	<u>14,459</u>	<u>3,365</u>	<u>17,824</u>
Retained earnings at June 30, 1999	<u>\$ 19,870</u>	<u>\$ 3,095</u>	<u>\$ 22,965</u>

Hamilton City School District
Combining Statement of Cash Flows
All Internal Service Funds
For the Fiscal Year Ended June 30, 1999

	Employee Benefits	Special Rotary	Total
Cash flows from operating activities:			
Cash received from tuition and fees	\$ 91,426	\$ -	\$ 91,426
Cash received from other operations	-	73,371	73,371
Cash payments for personal services	-	-	-
Cash payments for purchased services	(8,833)	(73,007)	(81,840)
Cash payments for supplies and materials	-	-	-
Cash payments for other expenses	(75,217)	-	(75,217)
Net cash provided by (used for) operating activities	<u>7,376</u>	<u>364</u>	<u>7,740</u>
Cash flows from noncapital financing activities:			
Cash received from operating grants	-	-	-
Net cash provided by noncapital financing activities	<u>-</u>	<u>-</u>	<u>-</u>
Cash flows from investing activities:			
Interest on cash equivalents	<u>1,213</u>	-	<u>1,213</u>
Net cash provided by investing activities	<u>1,213</u>	-	<u>1,213</u>
Net increase (decrease) in cash/cash equivalents	8,589	364	8,953
Cash and cash equivalents at beginning of year	<u>20,005</u>	<u>4,507</u>	<u>24,512</u>
Cash and cash equivalents at end of year	<u>\$ 28,594</u>	<u>\$ 4,871</u>	<u>\$ 33,465</u>
Adjustments to reconcile operating income(loss) to net cash provided by(used for) operating activities:			
Operating income(loss)	<u>\$ 4,198</u>	<u>\$ (270)</u>	<u>\$ 3,928</u>
Adjustments to reconcile operating income to net cash provided by operating activities:			
Changes in assets and liabilities:			
(Increase) decrease in receivables	-	(10)	(10)
Increase (decrease) in accounts payable	(5,546)	644	(4,902)
Increase (decrease) in accrued wages and benefits	8,724	-	8,724
Increase (decrease) in due to other funds	-	-	-
Total adjustments	<u>3,178</u>	<u>634</u>	<u>3,812</u>
Net cash provided by (used for) operating activities	<u>\$ 7,376</u>	<u>\$ 364</u>	<u>\$ 7,740</u>

Noncash investing, capital and financing activities: NONE

Hamilton City School District
Schedule of Revenues, Expenses and
Changes in Retained Earnings
Budget and Actual (Non-GAAP Budgetary Basis)
Employee Benefits Internal Service Fund
For the Fiscal Year Ended June 30, 1999

	Revised Budget	Actual	Variance: Favorable (Unfavorable)
Operating revenues:			
Tuition and fees	\$ 91,426	\$ 91,426	\$ -
Total operating revenues	<u>91,426</u>	<u>91,426</u>	<u>-</u>
Operating expenses:			
Purchased services	16,117	8,833	7,284
Other	96,526	75,217	21,309
Total operating expenses	<u>112,643</u>	<u>84,050</u>	<u>28,593</u>
Operating income(loss)	<u>(21,217)</u>	<u>7,376</u>	<u>28,593</u>
Nonoperating revenues(expenses):			
Interest revenue(Enterprise/Internal Service)	1,212	1,213	1
Total nonoperating revenues(expenses)	<u>1,212</u>	<u>1,213</u>	<u>1</u>
Net income(loss)	<u>(20,005)</u>	<u>8,589</u>	<u>28,594</u>
Retained earnings July 1, 1998	20,005	20,005	-
Prior year encumbrances appropriated	<u>-</u>	<u>-</u>	<u>-</u>
Retained earnings June 30, 1999	<u>\$ -</u>	<u>\$ 28,594</u>	<u>\$ 28,594</u>

Hamilton City School District
 Schedule of Revenues, Expenses and
 Changes in Retained Earnings
 Budget and Actual (Non-GAAP Budgetary Basis)
 Special Rotary Internal Service Fund
 For the Fiscal Year Ended June 30, 1999

	Revised Budget	Actual	Variance: Favorable (Unfavorable)
Operating revenues:			
Tuition and fees	\$ -	\$ -	\$ -
Other revenue	<u>73,371</u>	<u>73,371</u>	<u>-</u>
Total operating revenues	<u>73,371</u>	<u>73,371</u>	<u>-</u>
Operating expenses:			
Purchased services	<u>77,878</u>	73,151	4,727
Supplies and materials	<u>-</u>	<u>-</u>	<u>-</u>
Total operating expenses	<u>77,878</u>	<u>73,151</u>	<u>4,727</u>
Net income(loss)	<u>(4,507)</u>	<u>220</u>	<u>4,727</u>
Retained earnings July 1, 1998	4,507	4,507	-
Prior year encumbrances appropriated	<u>-</u>	<u>-</u>	<u>-</u>
Retained earnings June 30, 1999	<u>\$ -</u>	<u>\$ 4,727</u>	<u>\$ 4,727</u>

Trust And Agency Funds

Fiduciary Funds are used to account for assets held by a governmental unit in a trustee capacity and/or as an agent for individuals, private organizations, other governmental units, and/or other funds. These include Expendable Trust Funds, Non-expendable Trust Funds and Agency Funds. A description of the District's Fiduciary Funds follows:

Trust Funds

Expendable Trust Fund

A fund used to account for assets held by the District in a trustee capacity or as an agent for individuals, private organizations, other governments, or other funds.

Nonexpendable Trust Fund

A fund used to account for money, securities, or lands which have been set aside as an investment for public school purposes. The income from such a fund may be expended, but the principal must remain intact.

Agency Funds

Student Activity Fund

A fund to account for the resources that that belong to the various student groups in the District. The fund accounts for sales and other revenue generating activities.

Hamilton City School District
 Combining Balance Sheet
 All Fiduciary Fund Types
 June 30, 1999

	Expendable Trust	Non Expendable Trust	Student Activity Agency Fund	Total
ASSETS :				
Equity in pooled cash and investments	\$ 100,705	\$ 53,513	\$ 35,265	\$ 189,483
Cash and cash equivalents with fiscal agents	-	500	-	500
Receivables (net of allowances for uncollectibles)				
Accounts	-	-	47	47
Total assets	<u>\$ 100,705</u>	<u>\$ 54,013</u>	<u>\$ 35,312</u>	<u>\$ 190,030</u>
LIABILITIES:				
Accounts payable	\$ -	\$ 1,426	\$ 762	\$ 2,188
Accrued wages and benefits	-	-	-	-
Compensated absences payable	-	-	-	-
Due to other governments	-	1,016	-	1,016
Due to students	-	-	34,550	34,550
Total liabilities	<u>-</u>	<u>2,442</u>	<u>35,312</u>	<u>37,754</u>
FUND EQUITY:				
Fund balances:				
Reserved for encumbrances	578	486	2,783	3,847
Unreserved, undesignated	100,127	51,085	(2,783)	148,429
Total equity	<u>100,705</u>	<u>51,571</u>	<u>-</u>	<u>152,276</u>
Total liabilities and equity	<u>\$ 100,705</u>	<u>\$ 54,013</u>	<u>\$ 35,312</u>	<u>\$ 190,030</u>

Hamilton City School District
Combining Statement of Changes in
Assets and Liabilities
Agency Fund
For the Fiscal Year Ended June 30, 1999

	Beginning Balance <u>July 1, 1998</u>	<u>Additions</u>	<u>Deductions</u>	Ending Balance <u>June 30, 1999</u>
Student Activity Agency Fund				
Assets:				
Equity in pooled cash and investments	\$ 33,950	\$ 109,480	\$ 108,165	\$ 35,265
Accounts receivable	-	47	-	47
Total assets	<u>\$ 33,950</u>	<u>\$ 109,527</u>	<u>\$ 108,165</u>	<u>\$ 35,312</u>
Liabilities:				
Accounts payable	\$ 1,525	\$ 762	\$ 1,525	\$ 762
Due to students	32,425	34,550	32,425	34,550
Total liabilities	<u>\$ 33,950</u>	<u>\$ 35,312</u>	<u>\$ 33,950</u>	<u>\$ 35,312</u>

General Fixed Assets Account Group

This group of accounts is used to account for all sites, buildings, equipment and vehicles not used in the operations of the proprietary funds

(the majority of the District's assets are reflected here).

**Hamilton City School District
Schedule of General Fixed Assets
By Source
June 30, 1999**

General fixed assets:

Land and land improvements	\$ 1,152,689
Buildings and building improvements	26,848,571
Furniture, fixtures and equipment	<u>14,528,865</u>
Total general fixed assets	<u>\$ 42,530,125</u>

**Investment in general fixed assets
by source:**

Acquired before July 1, 1989	\$ 20,732,745
General fund	13,452,173
Special revenue funds	3,087,702
Capital projects funds	4,798,169
Donations	<u>459,336</u>
Total general fixed assets	<u>\$ 42,530,125</u>

**Hamilton City School District
Schedule of General Fixed Assets
By Function and Type
June 30, 1999**

<u>Function</u>	<u>Land and land improvements</u>	<u>Buildings and building improvements</u>	<u>Furniture fixtures and equipment</u>	<u>Total</u>
Regular instruction	\$ 781,281	\$ 19,184,990	\$ 4,019,857	\$ 23,986,128
Special instruction	-	7,100	1,195,037	1,202,137
Vocational instruction	-	-	632,374	632,374
Adult/continuing instruction	-	-	500	500
Support services - pupil	6,136	-	665,985	672,121
Support services - instr. staff	-	-	574,976	574,976
Support services - administration	6,000	210,227	213,846	430,073
Fiscal services	-	-	52,714	52,714
Support services - business	58,270	686	264,024	322,980
Operation and maintenance	14,750	76,650	295,610	387,010
Pupil transportation	-	57,577	1,396,105	1,453,682
Central	-	-	535,442	535,442
Food service	19,000	69,908	20,608	109,516
Community service	18,867	-	120,841	139,708
Extracurricular activities	1,420	-	292,872	294,292
Site improvements	119,010	506,619	9,800	635,429
Facilities acquisition/construction	127,955	6,734,814	21,814	6,884,583
Other - pre 1989-90 items*	<u>-</u>	<u>-</u>	<u>4,216,460</u>	<u>4,216,460</u>
Total general fixed assets	<u>\$ 1,152,689</u>	<u>\$ 26,848,571</u>	<u>\$ 14,528,865</u>	<u>\$ 42,530,125</u>

*Represents older assets for which function/activity data can not practically be obtained.

Hamilton City School District
Schedule of Changes in General Fixed Assets
By Function
For the Fiscal Year Ended June 30, 1999

<u>Function</u>	<u>Balance at July 1, 1998</u>	<u>Additions</u>	<u>Deductions</u>	<u>Balance at June 30, 1999</u>
Regular instruction	\$ 23,414,381	\$ 1,511,200	\$ (939,453)	\$ 23,986,128
Special instruction	1,009,103	196,769	(3,735)	1,202,137
Vocational instruction	542,637	90,142	(405)	632,374
Adult/continuing instruction	500	-	-	500
Support services - pupil	814,996	75,543	(218,418)	672,121
Support services - instr. staff	531,052	100,741	(56,817)	574,976
Support services - administration	384,385	58,020	(12,332)	430,073
Fiscal services	41,569	11,145	-	52,714
Support services - business	290,825	57,963	(25,808)	322,980
Operation and maintenance	371,813	19,241	(4,044)	387,010
Pupil transportation	968,148	486,450	(916)	1,453,682
Central	180,308	355,524	(390)	535,442
Food service	109,516	-	-	109,516
Community service	103,074	36,634	-	139,708
Extracurricular activities	286,265	8,027	-	294,292
Site improvements	15,553	619,876	-	635,429
Facilities acquisition/construction	6,129,491	755,092	-	6,884,583
Other - pre 1989-90 items*	<u>4,465,236</u>	<u>-</u>	<u>(248,776)</u>	<u>4,216,460</u>
Total general fixed assets	<u>\$ 39,658,852</u>	<u>\$ 4,382,367</u>	<u>\$ (1,511,094)</u>	<u>\$ 42,530,125</u>

*Represents older assets for which function/activity data can not practically be obtained.

Statistical Section

The Hamilton City School District continues to be a leader in initiating innovative programs to better serve our students.

All-Day Kindergarten



In August 1998, the Hamilton City School District became the first Butler County School District to offer all-day kindergarten to all students.

Hamilton
CITY SCHOOL DISTRICT

This Page Intentionally Left Blank

Hamilton City School District
General Fund Expenditures by Function
Last Ten Fiscal Years (Unaudited)
(1990 - 1999)

	1999 Fiscal	1998 Fiscal	1997 Fiscal	1996 Fiscal
Instruction	\$ 30,313,215	\$ 29,434,120	\$ 29,132,029	\$ 27,674,460
Pupil Support	3,294,347	2,017,936	1,922,047	1,695,580
Instructional Staff	1,770,316	1,671,359	1,529,803	1,490,742
Board of Education	149,854	181,143	118,322	231,313
Administration	3,426,900	3,362,957	3,187,048	3,101,108
Fiscal	878,025	746,813	783,542	760,866
Business	442,791	546,686	520,454	520,299
Operations & Maintenance	5,303,452	5,187,725	5,109,307	5,185,472
Pupil Transportation	1,924,739	1,439,211	1,510,129	1,207,213
Central Office	865,285	596,601	504,418	450,438
Non-instructional Services	43,248	20,908	91,136	134,878
Extracurricular activities	559,900	512,224	535,319	529,059
Capital Outlay	1,413,945	132,789	643,891	473,028
Debt Service	<u>123,942</u>	<u>275,096</u>	<u>249,480</u>	<u>273,954</u>
Total Expenditures	<u>\$ 50,509,959</u>	<u>\$ 46,125,568</u>	<u>\$ 45,836,925</u>	<u>\$ 43,728,410</u>

Source: School District Records.

1995 Fiscal	1994 Fiscal	1993 Fiscal	1992 Fiscal	1991 Fiscal	1990 Fiscal
\$ 27,816,821	\$ 28,072,910	\$ 24,186,868	\$ 23,883,813	\$ 23,009,186	\$ 21,133,996
1,618,403	1,817,612	1,794,063	1,626,980	1,910,201	1,545,211
1,335,384	1,497,023	1,259,574	1,173,108	1,135,584	1,580,304
-	-	-	-	-	-
3,083,852	3,124,217	3,081,437	3,135,876	3,124,756	3,291,625
726,108	705,980	690,651	660,064	707,719	669,364
405,613	475,234	382,363	288,725	410,072	772,342
4,744,410	4,474,786	4,654,616	4,490,239	4,233,552	4,289,869
1,110,982	1,658,135	1,312,629	1,414,978	1,304,201	1,210,621
406,699	449,446	445,403	327,680	-	-
131,627	1,819	1,678	4,668	84,506	17,300
520,607	537,075	471,898	474,440	446,855	434,116
363,853	78,817	9,713	16,281	171,387	360,994
<u>301,067</u>	<u>112,811</u>	<u>172,843</u>	<u>365,592</u>	<u>266,114</u>	<u>252,166</u>
<u>\$ 42,565,426</u>	<u>\$ 43,005,865</u>	<u>\$ 38,463,736</u>	<u>\$ 37,862,444</u>	<u>\$ 36,804,133</u>	<u>\$ 35,557,908</u>

Hamilton City School District
General Fund Revenues by Source
Last Ten Fiscal Years (Unaudited)
(1990 - 1999)

	<u>1999</u> Fiscal	<u>1998</u> Fiscal	<u>1997</u> Fiscal	<u>1996</u> Fiscal
Taxes	\$21,725,163	\$17,503,741	\$ 16,714,433	\$ 18,383,006
Tuition	615,100	602,069	600,376	578,934
Earnings on Investments	450,073	533,747	268,368	237,045
Other Local Revenues	462,502	704,891	111,233	117,035
Intergovernmental	<u>32,454,804</u>	<u>29,113,379</u>	<u>27,509,104</u>	<u>26,669,670</u>
Total Revenue	<u>\$ 55,707,642</u>	<u>\$ 48,457,827</u>	<u>\$ 45,203,514</u>	<u>\$ 45,985,690</u>

Source: School District Records

<u>1995 Fiscal</u>	<u>1994 Fiscal</u>	<u>1993 Fiscal</u>	<u>1992 Fiscal</u>	<u>1991 Fiscal</u>	<u>1990 Fiscal</u>
\$ 16,059,472	\$ 16,048,787	\$ 14,165,669	\$ 14,234,717	\$ 14,310,147	\$ 13,481,109
557,549	290,983	259,247	425,978	119,197	187,360
285,480	140,203	189,144	354,248	559,274	348,226
108,086	243,820	249,423	211,113	187,058	170,815
<u>24,388,738</u>	<u>24,451,782</u>	<u>24,131,157</u>	<u>22,528,307</u>	<u>21,937,442</u>	<u>22,941,192</u>
<u>\$ 41,399,325</u>	<u>\$ 41,175,575</u>	<u>\$ 38,994,640</u>	<u>\$ 37,754,363</u>	<u>\$ 37,113,118</u>	<u>\$ 37,128,702</u>

Hamilton City School District
Property Tax Levies and Collections - Real and Public Utility
Last Ten Years (1) (2) (Unaudited)

Collection Year	1999	1998	1997	1996
Current Levy	\$16,376,169	\$16,310,858	\$ 16,172,129	\$ 16,097,941
Current Tax Collections (2)	15,999,474	15,543,679	15,558,589	15,999,165
Percent Collected	97.70%	95.30%	96.21%	99.39%
Delinquent Tax Collections	487,037	437,960	360,280	519,160
Total Tax Collections	16,486,511	15,981,639	15,918,869	16,518,325
Percent of Total Tax Collections to Current Tax Levy	100.67%	97.98%	98.43%	102.61%
Outstanding Delinquent Taxes (3)	250,401	615,779	561,638	365,314
Percent of Outstanding Delinquent Taxes to Current Tax Levy	1.53%	3.78%	3.47%	2.27%

Source: Butler County Auditor

- (1) Amounts are presented in conformity with Generally Accepted Accounting Principles (GAAP), on a modified accrual basis.
- (2) State reimbursements of rollback and homestead exemptions are included.
- (3) Penalties and interest are included, since by Ohio law they become part of the tax obligation as assessment occurs.

	1995	1994	1993	1992	1991	1990
\$	16,014,851	\$ 15,940,942	\$ 12,281,269	\$ 12,253,764	\$ 12,000,618	\$ 11,678,709
	15,540,283	15,494,632	11,981,797	11,777,740	11,521,039	11,364,773
	97.04%	97.20%	97.56%	96.12%	96.00%	97.31%
	393,176	278,083	296,352	364,098	294,093	345,762
	15,933,459	15,772,715	12,278,149	12,141,838	11,815,132	11,710,535
	99.49%	98.94%	99.97%	99.09%	98.45%	100.27%
	708,448	459,521	486,095	550,801	447,333	595,455
	4.42%	2.88%	3.96%	4.49%	3.73%	5.10%

**Hamilton City School District
Assessed Valuation and
Estimated Actual Valuation of Taxable Property
Last Ten Years (Unaudited)**

Tax Year/ Collection Year	Real Property (1)		Tangible Personal Property	
	Assessed Value	Estimated Actual Value	Assessed Value	Estimated Actual Value
1998/99	\$ 573,679,770	\$1,639,085,057	\$ 104,649,106	\$ 418,596,424
1997/98	560,234,590	1,600,670,257	107,727,106	430,908,424
1996/97	558,252,900	1,595,008,286	99,575,954	398,303,816
1995/96	522,364,200	1,492,469,143	91,398,790	365,595,160
1994/95	508,917,500	1,454,050,000	91,431,570	365,726,280
1993/94	506,232,170	1,446,377,629	89,508,259	358,033,036
1992/93	453,467,530	1,295,621,514	96,869,062	372,573,315
1991/92	456,707,110	1,304,877,457	98,341,450	364,227,593
1990/91	453,458,210	1,295,594,886	98,903,477	353,226,704
1989/90	400,256,090	1,143,588,829	91,112,282	314,180,283

Source: Butler County Auditor

(1) Includes Public Utility Real Property

(2) Ratio represents Total Assessed Value/Total Estimated Actual Value

Public Utilities Personal		Total		
Assessed Value	Estimated Actual Value	Assessed Value	Estimated Actual Value	Ratio (2)
\$ 23,519,560	\$ 23,519,560	\$ 701,848,436	\$ 2,081,201,041	33.72%
23,906,010	23,906,010	691,867,706	2,055,484,691	33.66%
25,232,450	25,232,450	683,061,304	2,018,544,552	33.84%
27,019,240	27,019,240	640,782,230	1,885,083,543	33.99%
30,356,580	30,356,580	630,705,650	1,850,132,860	34.09%
30,002,730	30,002,730	625,743,159	1,834,413,395	34.11%
29,683,900	29,683,900	580,020,492	1,697,878,730	34.16%
26,485,960	26,485,960	581,534,520	1,695,591,010	34.30%
24,705,130	24,705,130	577,066,817	1,673,526,719	34.48%
26,290,630	26,290,630	517,659,002	1,484,059,741	34.88%

**Hamilton City School District
Property Tax Rates
Direct and Overlapping Governments
Per \$1,000 of Assessed Value
Last Ten Years (Unaudited)**

<u>Tax Year/ Collection Year</u>	<u>Butler County</u>	<u>Hanover Township</u>	<u>City of Hamilton</u>	<u>Hamilton City School District</u>
1998/1999	8.44	2.72	5.06	43.81
1997/1998	8.45	2.72	5.06	43.81
1996/1997	7.44	2.72	5.11	43.81
1995/1996	7.44	2.72	5.11	43.81
1994/1995	7.44	2.72	5.11	43.81
1993/1994	7.44	2.72	5.11	43.81
1992/1993	7.45	2.72	5.11	36.91
1991/1992	7.45	2.72	5.11	36.91
1990/1991	7.45	2.72	5.11	36.91
1989/1990	7.45	2.72	5.11	36.91

Source: Butler County Auditor

**Hamilton City School District
 Computation of Direct and Overlapping Debt
 June 30, 1999**

Governmental Unit	Gross General Obligation Debt Outstanding	Percent Applicable To District (1)	Amount Applicable To District
Direct:			
Hamilton City School District			
General Obligation Bonds	\$4,500,000	100.00%	\$4,500,000
Bond Anticipation Note	40,500,000	100.00%	40,500,000
Energy Conservation Measure Note	2,560,000	100.00%	2,560,000
Total Hamilton City School District	<u>47,560,000</u>		<u>47,560,000</u>
Overlapping:			
City of Hamilton	19,381,200	96.30%	18,663,641
Butler County	16,820,000	13.40%	2,254,494
Total Overlapping	<u>36,201,200</u>		<u>20,918,135</u>
Total Direct and Overlapping Debt	<u>\$83,761,200</u>		<u>\$68,478,135</u>

(1) Percent applicable to Hamilton City School District calculated using assessed valuation of the school district area value contained within the noted governmental unit divided by assessed valuation of the governmental unit.

On May 5, 1999 voters approved a 4.4 mill bond issue that generated \$45,000,000 for building additions and renovations. The district issued the debt in June 1999.

Overlapping governments with no outstanding debt are not reflected.

Source: Butler County Auditor

**Hamilton City School District
 Computation of Legal Debt Margin (Unaudited)
 June 30, 1999**

Assessed Valuation of the
 Hamilton City School District (1998) \$ 701,848,436

Overall Direct Debt Limitation:

Direct debt limitation		
9% of assessed valuation		\$ 63,166,359
Amount available in Debt Service Fund		-
Gross indebtedness (all bonds and tax anticipation notes outstanding subject to this limitation)	\$ 47,560,000	
Less: debt exempt from limitation	<u> -</u>	
Debt subject to 9% limitation		<u>(47,560,000)</u>
Legal debt margin within 9% limitation		<u>\$ 15,606,359</u>

Unvoted Direct Debt Limitation:

Unvoted debt limitation		
0.1% of assessed valuation		\$ 701,847
Amount available in Debt Service Fund related to unvoted debt		-
Gross indebtedness authorized by the Board	\$ -	
Less: debt exempt from limitation	<u> -</u>	
Debt subject to 0.1% limitation		<u> -</u>
Legal debt margin within 0.1% limitation		<u>\$ 701,847</u>

Energy Conservation Measure Limitation:

Unvoted debt limitation		
0.9% of assessed valuation		\$ 6,316,636
Amount available in Debt Service Fund related to unvoted debt		-
Gross indebtedness authorized by the Board	\$ 2,560,000	
Less: debt exempt from limitation	<u> -</u>	
Debt subject to 0.9% limitation		<u>(2,560,000)</u>
Legal debt margin within 0.9% limitation		<u>\$ 3,756,636</u>

Source: Butler County Auditor and School District financial records.

Ohio Bond Law established a limit of 9% for voted debt;
 1/10th of 1% for unvoted debt; and,
 9/10th of 1% for energy conservation measure debt.

**Hamilton City School District
Property Value, Construction, and Bank Deposits
Last Ten Years (Unaudited)**

Tax Year/ Collection Year	New Construction (1)			Bank Deposits (2)	Real Property Value (3)		
	Agricultural/ Residential	Commercial/ Industrial	Total New Construction		Agricultural/ Residential	Commercial/ Industrial	Tax Exempt
1998/99	\$ 4,914,530	\$ 4,233,390	\$ 9,147,920	\$ 864,105,000	\$ 424,853,760	\$ 148,826,010	\$ 162,501,540
1997/98	4,914,530	4,207,030	9,121,560	815,435,000	419,801,020	140,433,570	137,748,520
1996/97	4,488,940	4,629,580	9,118,520	783,398,000	414,506,150	143,531,730	143,962,130
1995/96	2,733,520	3,826,940	6,560,460	800,556,000	378,687,100	143,261,280	146,322,440
1994/95	4,553,045	2,267,205	6,820,250	737,683,000	371,307,110	137,331,820	162,501,540
1993/94	2,938,050	1,636,260	4,574,310	711,686,000	367,858,020	138,062,620	163,010,810
1992/93	2,970,630	1,954,330	4,924,960	724,213,000	328,757,890	124,709,640	139,647,830
1991/92	2,678,060	5,235,030	7,913,090	904,381,000	325,934,000	130,773,110	131,871,940
1990/91	3,099,080	2,613,790	5,712,870	2,104,239,000	324,643,700	128,490,500	132,425,180
1989/90	942,400	1,557,210	2,499,610	2,057,264,000	289,800,610	110,196,500	Unavailable

(1) Includes all new construction within the boundaries of the Hamilton City School District.
Source: Butler County Auditor

(2) Source for Bank Deposits: Butler County Ohio Comprehensive Annual Financial Report.
Bank deposits are reported by county, figures are for Butler County, Ohio.

(3) Figures are 35% of real property value. Source: Butler County Auditor.

**Hamilton City School District
Real and Tangible Personal Property
Principal Taxpayers (Unaudited)
As of December 31, 1998**

Name of Taxpayer	Nature of Business	Total Assessed Valuation	Percent of Total School District Assessed Valuation (1998 Tax Year)	
<i>Real Property - Principal Taxpayers</i>				Percent of Real Property Valuation
Champion International	Manufacturing	10,286,280	1.47%	1.79%
Ohio Casualty	Insurance	4,553,340	0.65%	0.79%
First National Bank	Banking	3,976,990	0.57%	0.69%
Berkley Square	Retirement Community	3,470,650	0.49%	0.60%
Hamilton Crossings	Retail Real Estate	3,349,050	0.48%	0.58%
Fort Hamilton Hughes	Health Care	2,313,420	0.33%	0.40%
Hatteras Properties Ltd.	Land Development	2,004,640	0.29%	0.35%
Hamilton West Dev. Ltd.	Land Development	1,911,210	0.27%	0.33%
Richard T. Booth	Real Estate	1,877,110	0.27%	0.33%
Carriage Hill	Apartment Community	<u>1,794,110</u>	0.26%	0.31%
	Manufacturing	35,536,800		
<i>Tangible Personal Property - Principal Taxpayers</i>				Percent of Tangible Personal Property Valuation
Champion International	Manufacturing	29,599,270	4.22%	23.09%
International Paper Company	Manufacturing	9,797,480	1.40%	7.64%
Hamilton Stevens	Manufacturing	4,124,730	0.59%	3.22%
Western States	Manufacturing	2,127,490	0.30%	1.66%
Wright Bernet Inc.	Retail	1,957,720	0.28%	1.53%
Mosler Safe Company	Manufacturing	1,908,970	0.27%	1.49%
Hudson Foods, Inc.	Food Service	1,817,120	0.26%	1.42%
Hoesch Suspension, Inc.	Manufacturing	1,791,423	0.26%	1.40%
GE Engine Services, Inc.	Manufacturing	1,762,520	0.25%	1.38%
Southwestern Ohio Steel	Manufacturing	<u>1,516,270</u>	0.22%	1.18%
		56,402,993		
<i>All Others</i>				
Real Property		538,142,970		
Tangible Personal Property		<u>71,765,673</u>		
		<u>609,908,643</u>	86.90%	
Total Assessed Valuation		<u>\$ 701,848,436</u>	<u>100.00%</u>	

**Hamilton City School District
Hamilton City Economic Base
June 30, 1999**

The economic structure of the Hamilton area consists of a diversified manufacturing sector, retail sector and service sector. The following list identifies the area's major firms by employment level.

MAJOR MANUFACTURING EMPLOYERS		RETAIL/SERVICE EMPLOYERS	
Name of Firm	Employment Level	Name of Firm	Employment Level
Champion International Corporation	1001 - 1500	Hamilton City School District	1,001 +
Beckett Paper Company	201 - 500	Ohio Casualty Insurance	501 - 1000
Mosler Safe Company	201 - 500	Butler County	501 - 1000
Hamilton Fixture	201 - 500	Ft. Hamilton-Hughes Memorial Hosp.	501 - 1000
Valeo Climate Control	201 - 500	City of Hamilton	501 - 1,000
Wright-Bernet, Incorporated	201 - 500	Mercy Hospital	501 - 1,000
General Electric Aviation Services	101 - 200	K-Mart Department Stores	201 - 500
Connector Manufacturing	101 - 200	Kroger Supermarkets	201 - 500
Southwestern Ohio Steel	101 - 200	Marsh Supermarkets	201 - 500
Western States Machine	51 - 100	McDonald's Restaurants	201 - 500
Aerospace Alloys	51 - 100	United States Post Office	201 - 500
Trans-Acc, Inc.	51 - 100	Journal Publishing Co.	201 - 500
Hoesch Suspensions, Inc.	51 - 100	First National Bank of Southwestern Ohio	201 - 500
Bilstein of America, Inc	51 - 100	Miami University - Hamilton Campus	101 - 200
Kornylak Corporation	51 - 100	WalMart	101 - 200
AEG Photo Conductor	51 - 100	Elder Beerman Department Store	51 - 100
Nifty Products	51 - 100	Tumbleweeds Southwest Mesquite Grill	51 - 100
		Pepsi-Cola Bottling Company	51 - 100
		Badin High School	51 - 100
		Hamiltonian Hotel	51 - 100
		Home Federal Savings and Loan of Hamilton	51 - 100
		IGA Supermarkets	51 - 100
		Society Bank of Southern Ohio	51 - 100
		Bob Evans Restaurants	51 - 100

INDUSTRIAL MIX

Industry	Hamilton City	Butler County	Ohio State
Agricultural	0.60%	1.10%	1.90%
Mining	0.20%	0.20%	0.40%
Contract Construction	6.50%	5.70%	5.20%
Manufacturing	23.40%	24.90%	23.10%
Transportation, Communications, & Public Utilities	5.10%	5.10%	6.40%
Wholesale/Retail	24.40%	24.40%	22.00%
Finance, Insurance and Real Estate	9.30%	6.70%	5.80%
Services	27.50%	29.80%	31.40%
Public Administration	3.00%	2.10%	3.80%
Total	100.00%	100.00%	100.00%

Source: City of Hamilton, Economic Development Department. Industrial mix is from 1990 census.

**Hamilton City School District
 General Fund Expenditures,
 Average Daily Membership and
 General Fund Cost per Pupil
 Last Ten Fiscal Years (Unaudited)**

<u>Fiscal Year</u>	<u>General Fund Expenditures (1)</u>	<u>Average Daily Membership</u>	<u>General Fund Cost Per Pupil (2)</u>
1999	\$ 53,200,738	9,835	\$ 5,604
1998	47,234,434	10,103	4,876
1997	46,367,567	10,152	4,729
1996	44,035,533	10,344	4,435
1995	43,321,264	10,474	4,399
1994	41,127,494	10,596	4,115
1993	39,670,305	10,755	3,890
1992	37,843,429	10,700	3,702
1991	35,477,437	10,467	3,627
1990	33,873,743	10,553	3,364

Source: School District Records

(1) Expenditures on Cash Basis, including other financing uses with the exception of advances and transfers out.

(2) Certified by the Ohio Department of Education. Cost per pupil for 1999 is an estimate based on the Ohio Department of Education "cost per pupil formula."

Hamilton City School District
 Cost to Educate a 1999 Graduate
 Hamilton City School District vs. State of Ohio Average
 (1987-1999) (Unaudited)

<u>Fiscal Year</u>	<u>Grade</u>	<u>Hamilton City School District Annual Per Pupil Cost</u>	<u>State Of Ohio Average Per Pupil Cost</u>	<u>Comparison to State Average Cost</u>
1999	12	\$ 5,604 (2)	\$ 5,465 (2)	\$ 139
1998	11	4,830	5,286	(456)
1997	10	4,729	5,113	(384)
1996	9	4,435	4,915	(480)
1995	8	4,400	4,758	(358)
1994	7	4,115	4,640	(525)
1993	6	3,890	4,437	(547)
1992	5	3,702	4,254	(552)
1991	4	3,627	4,159	(532)
1990	3	3,586	3,961	(375)
1989	2	3,253	3,695	(442)
1988	1	3,051	3,379	(328)
1987	KDG (1)	<u>1,413</u>	<u>1,589</u>	<u>(176)</u>
Total Cost		<u>\$ 50,635</u>	<u>\$ 55,651</u>	<u>\$ (5,016)</u>

Source: School District Records

Annual cost per pupil is General Fund cost, on cash basis.

- (1) Annual per pupil cost for Kindergarten is one half annual per pupil cost.
- (2) This is a preliminary average per pupil cost figure which was estimated based on prior years of experience.

**Hamilton City School District
Student Demographic Information
Last Ten Years (Unaudited)**

<u>School Year</u>	<u>Fall Enrollment</u>	<u>Spring Enrollment</u>	<u>Minority Percent</u>	<u>ADC Percent</u>	<u>Attendance Rate</u>
1998-1999	9,835	N/A	13.20%	19.24%	92.60%
1997-1998	10,103	9,687	13.10%	19.90%	92.15%
1996-1997	10,152	9,804	12.23%	21.00%	93.20%
1995-1996	10,344	9,928	11.94%	22.02%	92.23%
1994-1995	10,474	9,847	11.90%	22.41%	91.97%
1993-1994	10,611	9,994	11.59%	21.41%	92.22%
1992-1993	10,755	10,198	11.69%	21.90%	91.88%
1991-1992	10,700	10,063	11.67%	19.37%	93.89%
1990-1991	10,467	9,782	11.99%	20.80%	92.45%
1989-1990	10,553	10,071	11.64%	21.12%	91.29%
1988-1989	10,666	10,012	11.91%	20.97%	91.32%
1987-1988	10,616	10,465	12.15%	21.81%	92.48%

Source: School District Records

**Hamilton City School District
Teaching Staff Demographic Information
Breakdown by Education and
Average Classroom Experience
Last Ten Years (Unaudited)**

School Year	Teaching Staff Professional Training				Total
	Bachelor	150 Hours	Master	Master + 30 hours	
1998-99	20.32% 138	32.11% 218	39.18% 266	8.39% 57	100.00% 679
1997-98	18.22% 118	32.56% 209	40.50% 260	8.72% 56	100.00% 642
1996-97	17.30% 113	32.80% 213	41.10% 267	8.80% 57	100.00% 650
1995-96	18.40% 120	33.80% 220	38.60% 251	9.20% 60	100.00% 651
1994-95	21.20% 140	33.70% 222	37.80% 249	7.30% 48	100.00% 659
1993-94	22.00% 146	33.80% 224	37.30% 247	6.90% 46	100.00% 662
1992-93	23.80% 156	30.60% 200	37.90% 248	7.70% 50	100.00% 654
1991-92	22.78% 148	30.40% 198	38.51% 250	8.31% 54	100.00% 650
1990-91	23.40% 143	30.30% 185	38.10% 233	8.20% 50	100.00% 611
1989-90	26.79% 159	30.60% 181	34.69% 206	7.92% 47	100.00% 593

Teaching Staff Average Classroom Experience (years)

School Year	Average Experience
1998-99	14.26
1997-98	15.11
1996-97	15.18
1995-96	14.90
1994-95	14.46
1993-94	14.44
1992-93	14.03
1991-92	13.65
1990-91	14.08
1989-90	13.00

Source: School District Records

**Hamilton City School District
Comparison to Other School Districts
Selected Staff Data (1) (2)**

District	County	ADM 1997-98	1997-98 Average Teacher Salary	1997-98 Student Teacher Ratio	1997-98 General Fund Cost Per Pupil
Hamilton City School District	Butler	10,029	37,493	20.95	4,876
Middletown City School District	Butler	9,597	36,780	21.35	5,135
Lima City School District	Allen	5,723	34,243	19.85	4,838
Springfield City School District	Clark	10,441	35,914	20.22	4,869
Cleveland City School District	Cuyahoga	74,282	42,453	19.34	5,703
East Cleveland City School District	Cuyahoga	6,593	44,088	19.14	7,190
Columbus City School District	Franklin	64,361	44,085	20.74	6,149
Cincinnati City School District	Hamilton	48,073	46,695	17.05	6,636
Elyria City School District	Lorain	8,388	39,835	19.02	5,394
Lorain City School District	Lorain	10,318	43,058	19.87	5,858
Toledo City School District	Lucas	39,036	37,719	18.54	5,812
Youngstown City School District	Mahoning	12,277	39,084	21.65	6,322
Dayton City School District	Montgomery	25,643	39,912	17.89	6,638
Mansfield City School District	Richland	6,013	38,566	18.53	5,572
Canton City School District	Stark	12,913	41,188	17.43	5,600
Akron City School District	Summit	31,306	41,758	23.95	5,468
Warren City School District	Trumbull	7,283	34,562	16.23	5,581
State of Ohio Average		2,953	39,836	19.96	5,341

Source: Ohio Department of Education

(1) Comparison group is defined by the Ohio Department of Education, based on socio-economic factors.

(2) 1997-98 School Year is the most recent for which cost per pupil figures are available for all districts.

**Hamilton City School District
Comparison to Other School Districts
Economic Indicators (1) (2)**

District	County	ADM 1997-98	1997 Federal Adj. Gross Income (3)	1997-98 General Fund Revenue Per Pupil	Property Value Per Pupil (4)
Hamilton City School District	Butler	10,029	29,820	5,015	67,951
Middletown City School District	Butler	9,597	31,577	5,709	101,402
Lima City School District	Allen	5,723	25,203	5,220	44,534
Springfield City School District	Clark	10,441	27,926	5,325	54,219
Cleveland City School District	Cuyahoga	74,282	23,654	7,174	69,101
East Cleveland City School District	Cuyahoga	6,593	22,690	7,430	33,124
Columbus City School District	Franklin	64,361	28,801	7,066	102,648
Cincinnati City School District	Hamilton	48,073	35,688	7,223	113,427
Elyria City School District	Lorain	8,388	31,350	5,692	87,004
Lorain City School District	Lorain	10,318	27,520	6,133	55,922
Toledo City School District	Lucas	39,036	29,717	5,908	59,623
Youngstown City School District	Mahoning	12,277	22,905	4,922	47,633
Dayton City School District	Montgomery	25,643	26,246	6,852	69,288
Mansfield City School District	Richland	6,013	28,969	5,270	66,430
Canton City School District	Stark	12,913	24,063	6,132	50,265
Akron City School District	Summit	31,306	30,345	5,838	78,141
Warren City School District	Trumbull	7,283	29,027	6,263	57,731
State of Ohio Average		2,953	35,958	5,739	91,750

Source: Ohio Department of Education Vital Statistics

(1) Comparison group is defined by the Ohio Department of Education, based on socio-economic factors.

(2) 1997-98 is the most year for which comparison figures are available.

(3) 1997 is the most recent year for which the federal adjusted gross income figures are available.

(4) Property values are based on calendar year 1997 assessed valuation, collected during calendar year 1998.

Hamilton City School District
Schedule of Insurance Policies in Force (Unaudited)

Company	Policy		Details of Coverage	Liability Limits	
	Beginning	Ending			
Cincinnati Insurance	10/21/98	10/21/99	Boiler and Machinery	\$11,000,000	
Ohio Casualty	12/17/98	12/17/99	Public School Employee Bond	5,000	
Ohio Casualty	6/15/99	6/15/00	Public Official Bond - Superintendent	20,000	
Ohio Casualty	1/15/99	1/15/00	Public Official Bond - Board President	20,000	
Ohio Casualty	1/15/96	1/15/00	Public Official Bond - Treasurer	50,000	
Ohio Casualty	1/15/99	1/15/00	Public Official Bond - Business Manager	25,000	
Nationwide Mutual	9/23/98	9/23/99	Buses Transporting Students and Auto, Truck, Lawn Mower, Equipment	2,000,000 Liability 100,000/300,000 Bodily Injury 100,000/300,000 Uninsured Motorist 100,000 Property Damage 3,000 Medical payments	
Nationwide Mutual	10/21/98	10/21/99	Buildings and Contents	127,777,929	
Ohio Casualty	8/27/98	8/27/99	Mobile Instruction Unit & Video Van Unit Contents	40,106	
Ohio Casualty	9/3/98	9/3/99	Burglary and Robbery	1,000	Elementary/Jr. High
Ohio Casualty	9/21/98	9/21/99	Mobile Instruction Units, Video Van Unit, & Band Equipment Van Liability	500,000 Liability 500,000 Uninsured Motorist 5,000 Medical payments	
Ohio Casualty	9/18/98	9/18/99	Radio and TV Tower Floater	14,050	
Ohio Casualty	10/1/98	10/1/99	Musical Instrument Floater	93,849	
Nationwide Mutual	8/1/98	8/1/99	School District Liability	1,000,000 each occurrence 5,000,000 aggregate	

Source: School District records.

**Hamilton City School District
Board Owned Property
June 30, 1999**

<i>Instructional Sites:</i>					<u>Year</u>	<u>Capacity /</u>	<u>Acreage</u>
					<u>Constructed</u>	<u>Square Ft.</u>	
<i>Elementary Schools</i>							
Adams	South "F" Street at Ridgewood Ave.	Hamilton	Ohio	45013	1953	53,602	6.60
Buchanan	263 Hancock Avenue	Hamilton	Ohio	45011	1929	36,849	4.50
Cleveland	900 Brookwood Avenue	Hamilton	Ohio	45013	1959	38,565	9.50
Fillmore	1125 Main Street	Hamilton	Ohio	45013	1929	49,832	9.40
Grant	Campbell Drive at Greenwood Ave.	Hamilton	Ohio	45011	1954	20,861	6.20
Harrison	250 Knightsbridge Drive	Hamilton	Ohio	45011	1952	53,944	5.50
Hayes	901 Hoadley Avenue	Hamilton	Ohio	45015	1958	27,866	30.00
Jefferson	526 South Eighth Street	Hamilton	Ohio	45011	1951	63,918	2.70
Lincoln	701 North "E" Street	Hamilton	Ohio	45013	1909	65,567	3.60
Madison	250 North Ninth Street	Hamilton	Ohio	45011	1955	44,729	1.00
McKinley	991 Westview Avenue	Hamilton	Ohio	45013	1957	14,944	5.70
Monroe	537 Carriage Hill Lane	Hamilton	Ohio	45013	1959	23,976	8.50
Pierce	2890 Freeman Avenue	Hamilton	Ohio	45015	1929	50,853	4.70
Van Buren	2311 Lincoln Avenue	Hamilton	Ohio	45011	1955	39,617	11.70
<i>Junior High</i>							
Garfield (6)	250 North Fair Avenue	Hamilton	Ohio	45011	1959	126,844	34.00
Washington	5000 Madison Avenue	Hamilton	Ohio	45015	1955	83,777	(2)
Wilson	714 Eaton Avenue	Hamilton	Ohio	45013	1934	98,649	26.80
<i>Senior High</i>							
Hamilton High Job Development Center (1)	1165 Eaton Avenue 1111 Eaton Avenue	Hamilton	Ohio	45013	1959	139,469	33.90
HOPE Alternative School	729 Campbell Avenue	Hamilton	Ohio	45013	1985	62,126	(3)
<i>Administrative and Service Sites</i>							
Administration Building	332 Dayton Street / P.O. Box 627	Hamilton	Ohio	45012	1889	12,250	0.00
Food Service	501 Central Avenue	Hamilton	Ohio	45011		7,506	0.00
Jefferson Annex Office Bldg.	541 South Ninth Street	Hamilton	Ohio	45011	1904	18,261	(4)
Maintenance Department	1316 Chestnut Street	Hamilton	Ohio	45011	1950	14,514	10.00
Transportation Department	1315 Chestnut Street	Hamilton	Ohio	45011	1950	14,436	(5)
<i>Other Sites</i>							
Mark Avenue	currently being used as a soccer field						8.26
Smalley Blvd.	undeveloped						9.13
Timberhill Dr.	undeveloped						11.00

Source: School District Records

- ## The Job Development Center is leased from Miami University, Oxford, Ohio.
- ## Washington Jr. High and Hayes Elementary share a common site.
- ## Hamilton High School and the Job Development Center share a common site (which is owned by the District).
- ## Jefferson Elementary School and the Jefferson Annex Office Bldg. share a common site.
- ## The Maintenance and Transportation Departments share a common site.
- ## The Garfield Junior High site is leased from Butler County.

**Hamilton City School District
Directory of Educational Services**

Instructional Sites:

Elementary Schools

Adams	Principal	Mrs. Kathy Leist	(513) 887-5065
Buchanan	Principal	Mr. Tim Carr	(513) 887-5070
Cleveland	Principal	Mrs. Kelly Spivey	(513) 887-5075
Fillmore	Principal	Mr. Rex Bucheit	(513) 887-5085
Grant	Principal	Mr. Tim Carr	(513) 887-5100
Harrison	Principal	Mrs. Susan Schnell	(513) 887-5105
Hayes	Principal	Mrs. Pat Gay	(513) 887-5110
Jefferson	Principal	Mrs. Mary Jacobs	(513) 887-5120
Lincoln	Principal	Mr. William Brunner	(513) 887-5130
Madison	Principal	Mrs. Deborah Alf	(513) 887-5140
McKinley	Principal	Mrs. Kathy Wagonfield	(513) 887-5155
Monroe	Principal	Mrs. Kathy Wagonfield	(513) 887-5150
Pierce	Principal	Mrs. Sandra Rand	(513) 887-5160
Van Buren	Principal	Mr. Laurin Sprague	(513) 887-5165

Junior High

Garfield	Principal	Mr. Dennis Malone	(513) 887-5035
Washington	Principal	Mr. Donald St. John	(513) 887-5090
Wilson	Principal	Mr. Tracey Miller	(513) 887-5170

Senior High

Hamilton High	Principal	Mr. Thomas Alf	(513) 868-7700
Job Development Center	Director	Mr. Paul Burkhardt	(513) 868-7700

Administrative and Service Sites

Switchboard			(513) 887-5000
Fax Machine			(513) 887-5014
Superintendent		Mrs. Janet Baker	(513) 887-5000
Treasurer		Mr. Robert A. Hancock, CPA	(513) 887-5000
Assistant Superintendent for Human Resources		Mr. Gene Hutzelman	(513) 887-5000
Administrative Assistant for Business and Planning and State and Federal Programs		Dr. Everett Mann	(513) 887-5000
Director of Pupil Personnel		Mr. Bill Valerius	(513) 887-5000
Coordinator of Instruction Media Center		Mrs. Carla Southers	(513) 887-5045
Director of Adult and Vocational Education		Mr. Paul Burkhardt	(513) 887-4840
Director of Food Service		Mrs. Linda Vaupel	(513) 887-5030
Director of Health Services		Mrs. Sharon Francis	(513) 887-5000
Director of Maintenance		Mr. Jerry Dolph	(513) 887-5055
Director of Custodial Services		Mr. Mike Burns	(513) 887-5055
Director of Student Services		Mr. Ronald Ellis	(513) 887-4828
Director of Transportation		Vacant	(513) 887-5060
Director of Elementary Instruction		Mrs. Donna Gereb	(513) 887-5000
Administrative Assistant for Curriculum and Instruction		Mrs. Barbara Fuerbacher	(513) 887-5000
Supervisor of Fine Arts		Mr. Clinton Bean	(513) 887-5000
Administrative Assistant for Curriculum and Instruction		Mr. Ken Pierson	(513) 887-5000
Adult Basic Education		Mrs. Kathy Petrek	(513) 887-5021
Title I Program		Mrs. Joyce Schueler	(513) 887-5022

Source: School District Records

**Hamilton City School District
Miscellaneous Demographic Information
June 30, 1999**

Hamilton! Facts

Area	19.9 square miles	Police Protection	1 Station 144 Uniformed Police Officers
Government	Charter, City-Manager form Council consists of 7 member	Churches	More than 130 places of worship
Population	61,368 (1990 census)	Radio Stations	4 local stations
Climate	Mean annual temperature 53.7 F Average annual precipitation 40.96 inches Prevailing winds - South-Southwesterly	Newspapers	Journal News (local) Cincinnati Enquirer (regional) Cincinnati Post (regional)
Hospitals	2 with a total of more than 500 beds	Utilities	Telephone - Cincinnati Bell Electric - City owned Gas - City owned Water/Sewer - City owned
Fire Protection	Class III 112 person force	Banks	7 full service banks and savings and loan associations and 20 branches
Aviation	The Hamilton-Fairfield Regional Airport is an all-weather facility with a 5,500 ft. paved and lighted runway.		

Elected Representatives:

Hamilton! City Council Members

Monument and High Streets Hamilton! Ohio 45011
Telephone: (513) 868-5800

Dr. Thomas Nye, Mayor

Mr. Adolf Olivas, Vice-Mayor

Mr. George McNally, Council Member

Mr. Dick Holzberger, Council Member

Mr. Danny Crank, Council Member

Mrs. Sharon Hughes, Council Member

Mr. Fred Southard, Council Member

Ohio State Board of Education

Mrs. Diana Fessler

Ohio State Senate

Mr. Scott Neir

Ohio House of Representatives

Mr. Greg V. Jolivet

United State Senate

Mr. Michael DeWine

Mr. George Voinovich

United State House of Representatives

Mr. John Boehner

This Page Intentionally Left Blank

Hamilton City School District

Dayton Street

Box 62

Hamilton, Ohio 45012

513-887-6000

Hamilton City Schools offer Equal Educational and Employment Opportunities without regard to race, color, national origin, age, sex or handicap.



STATE OF OHIO
OFFICE OF THE AUDITOR

JIM PETRO, AUDITOR OF STATE

88 East Broad Street
P.O. Box 1140
Columbus, Ohio 43216-1140
Telephone 614-466-4514
800-282-0370
Facsimile 614-466-4490

**HAMILTON CITY SCHOOL DISTRICT
BUTLER COUNTY**

CLERK'S CERTIFICATION

This is a true and correct copy of the report which is required to be filed in the Office of the Auditor of State pursuant to Section 117.26, Revised Code, and which is filed in Columbus, Ohio.

Susan Babbitt

CLERK OF THE BUREAU

**CERTIFIED
JANUARY 25, 2000**