

**CITY OF ROCKY RIVER
CUYAHOGA COUNTY**

REGULAR AUDIT

FOR THE YEAR ENDED DECEMBER 31, 2000



JIM PETRO
AUDITOR OF STATE

STATE OF OHIO

CITY OF ROCKY RIVER
CUYAHOGA COUNTY

TABLE OF CONTENTS

TITLE	PAGE
Report on Compliance and On Internal Control Required by <i>Government Auditing Standards</i>	1

This page intentionally left blank.



STATE OF OHIO
OFFICE OF THE AUDITOR

JIM PETRO, AUDITOR OF STATE

Lausche Bldg
615 W Superior Ave
Floor 12
Cleveland OH 44113 - 1801
Telephone 216-787-3665
800-626-2297
Facsimile 216-787-3361
www.auditor.state.oh.us

**REPORT ON COMPLIANCE AND ON INTERNAL CONTROL
REQUIRED BY GOVERNMENT AUDITING STANDARDS**

City of Rocky River
Cuyahoga County
21012 Hilliard Boulevard
Rocky River, Ohio 44116

To the Members of City Council:

We have audited the financial statements of the City of Rocky River, Cuyahoga County, Ohio, (the City) as of and for the year ended December 31, 2000, and have issued our report thereon dated May 18, 2001. We conducted our audit in accordance with generally accepted auditing standards and the standards applicable to financial audits contained in *Government Auditing Standards*, issued by the Comptroller General of the United States.

Compliance

As part of obtaining reasonable assurance about whether the City's financial statements are free of material misstatement, we performed tests of its compliance with certain provisions of laws, regulations, contracts and grants, noncompliance with which could have a direct and material effect on the determination of financial statement amounts. However, providing an opinion on compliance with those provisions was not an objective of our audit and, accordingly, we do not express such an opinion. The results of our tests disclosed no instances of noncompliance that are required to be reported under *Government Auditing Standards*. However, we noted a certain immaterial instance of noncompliance that we have reported to management of the City in a separate letter dated May 18, 2001.

Internal Control Over Financial Reporting

In planning and performing our audit, we considered the City's internal control over financial reporting in order to determine our auditing procedures for the purpose of expressing our opinion on the financial statements and not to provide assurance on the internal control over financial reporting. Our consideration of the internal control over financial reporting would not necessarily disclose all matters in the internal control over financial reporting that might be material weaknesses. A material weakness is a condition in which the design or operation of one or more of the internal control components does not reduce to a relatively low level the risk that misstatements in amounts that would be material in relation to the financial statements being audited may occur and not be detected within a timely period by employees in the normal course of performing their assigned functions. We noted no matters involving the internal control over financial reporting and its operation that we consider to be material weaknesses. However, we noted other matters involving the internal control over financial reporting that do not require inclusion in this report, that we have reported to management of the City in a separate letter dated May 18, 2001.

This report is intended for the information and use of management and City Council, and is not intended to be and should not be used by anyone other than these specified parties.

Jim Petro
Auditor of State

May 18, 2001

City of Rocky River, Ohio

Comprehensive Annual Financial Report

For the Year Ended December 31, 2000

Issued By:

City of Rocky River
Department of Finance

Susan E. Wollenzier
Director of Finance

City of Rocky River, Ohio
Comprehensive Annual Financial Report
For the Year Ended December 31, 2000
Table of Contents

I.		Page
	Table of Contents	i
	Letter of Transmittal	v
	GFOA Certificate of Achievement	xii
	Organization Chart	xiii
	List of Elected Officials	xiv
II.	Financial Section	
	Report of Independent Accountants	1
	General Purpose Financial Statements	
	Combined Balance Sheet--All Fund Types and Account Groups	4
	Combined Statement of Revenues, Expenditures and Changes in Fund Balances--All Governmental Fund Types	8
	Combined Statement of Revenues, Expenditures and Changes in Fund Balances--Budget (Non-GAAP Basis) and Actual--All Governmental Fund Types	10
	Statement of Revenues, Expenses and Changes in Fund Equity--Proprietary Fund Type	14
	Combined Statement of Revenues, Expenses and Changes in Fund Equity--Budget (Non-GAAP Basis) and Actual--All Proprietary Fund Types	15
	Statement of Cash Flows--Proprietary Fund Type	18
	Statement of Changes in Net Assets - Fiduciary Fund Type	20
	Notes to the General Purpose Financial Statements	21
	Combining, Individual Fund and Account Group Statements and Schedules	
	Governmental Funds:	
	General Fund:	
	Description of Fund	43
	Schedule of Revenues, Expenditures and Changes in Fund Balance--Budget (Non-GAAP Basis) and Actual	44

City of Rocky River, Ohio
Comprehensive Annual Financial Report
For the Year Ended December 31, 2000
Table of Contents (continued)

Special Revenue Funds:

Description of Funds	48
Combining Balance Sheet	49
Combining Statement of Revenues, Expenditures and Changes in Fund Balances	52
Schedule of Revenues, Expenditures and Changes in Fund Balance--Budget (Non-GAAP Basis) and Actual	
Street Repair and Maintenance Fund	55
Fire Levy Fund	56
Police Levy Fund	57
State Highway Fund	58
Motor Vehicle License Tax Fund	59
Law Enforcement Trust Fund	60
Marine Patrol Fund	61
Recreation Center Fund	62
Office on Aging Fund	63
Indigent Driver Alcohol Treatment Fund	64
Enforcement and Education Fund	65
Municipal Probation Services Fund	66
Refuse and Recycling Fund	67
Community Impacts Fund	68
Community Diversion Program Fund	69
Total--All Special Revenue Funds	70

Debt Service Funds:

Description of Funds	72
Combining Balance Sheet	73
Combining Statement of Revenues, Expenditures and Changes in Fund Balances	74
Schedule of Revenues, Expenditures and Changes in Fund Balance--Budget (Non-GAAP Basis) and Actual	
General Obligation Bond Retirement Fund	75
Special Assessment Bond Retirement Fund	76
Total--All Debt Service Funds	77

Capital Projects Funds:

Description of Funds	79
Combining Balance Sheet	80


City of Rocky River, Ohio
Comprehensive Annual Financial Report
For the Year Ended December 31, 2000
Table of Contents (continued)

Combining Statement of Revenues, Expenditures And Changes in Fund Balances	82
Schedule of Revenues, Expenditures and Changes in Fund Balance--Budget (Non-GAAP Basis) and Actual	
Capital Improvement Fund	84
Equipment Replacement Fund	85
Permanent Improvement Fund	86
Municipal Court Capital Improvement Fund	87
Total--All Capital Projects Funds	88
Enterprise Fund:	
Description of Fund	89
Internal Service Fund:	
Description of Fund	89
Fiduciary Funds:	
Description of Funds	90
Combining Balance Sheet--All Trust and Agency Funds	91
Combining Statement of Changes in Assets and Liabilities--All Agency Funds	92
General Fixed Assets Account Group:	
Description of Account Group	94
Schedule of Changes in General Fixed Assets--By Function and Activity	95
Schedule of General Fixed Assets--By Function and Type	96
Schedule of General Fixed Assets--By Source	98
III. Statistical Section	
General Fund Expenditures by Function--Last Ten Years	S1
General Fund Revenues by Source--Last Ten Years	S2
Real Property Tax Levies and Collections--Last Ten Years	S3
Assessed and Estimated Actual Value of Taxable Property--Last Ten Years	S4

City of Rocky River, Ohio
Comprehensive Annual Financial Report
For the Year Ended December 31, 2000
Table of Contents (continued)

Property Tax Rates--Direct and Overlapping Governments--Last Ten Years	S5
Special Assessment Levies and Collections--Last Ten Years	S6
Ratio of Net General Bonded Debt to Assessed Value and Net General Bonded Debt Per Capita--Last Ten Years	S7
Computation of Legal Debt Margin	S8
Computation of Direct and Overlapping General Obligation Bonded Debt	S9
Ratio of Annual Debt Service Expenditures for General Bonded Debt to Total General Fund Expenditures--Last Ten Years	S10
Property Value, Construction and Bank Deposits--Last Ten Years	S11
Demographic Statistics--Last Ten Years	S12
Principal Taxpayers--Real and Tangible Personal Property	S13
Miscellaneous Statistics	S14

CITY OF ROCKY RIVER



21012 HILLIARD BLVD. • ROCKY RIVER, OHIO 44116

SUSAN E. WOLLENZIER
DIRECTOR OF FINANCE
(440) 895-2582

DON UMERLEY
MAYOR

May 18, 2001

Honorable Mayor Don Umerley,
Members of City Council and
Citizens of Rocky River

The City is pleased to submit Rocky River's Comprehensive Annual Financial Report (CAFR) for the year ended December 31, 2000. This CAFR was prepared by the City Department of Finance. Responsibility for both the accuracy of the presented data and the completeness and fairness of the presentation, including all disclosures, rests with the City. We believe the data as presented is accurate in all material respects, that it is presented in a manner designed to set forth fairly the financial position and results of operations of the City as measured by the financial activity of its various funds, and that all disclosures necessary to enable the reader to gain the maximum understanding of the City's financial activity have been included. This report will provide the taxpayers of Rocky River with comprehensive financial data in a format which will give them an understanding of the City's financial affairs.

The comprehensive annual financial report is presented in three sections as follows:

1. The Introductory Section, which contains a Table of Contents, the Letter of Transmittal, the GFOA Certificate of Achievement, an Organization Chart and a list of the City's elected officials.
2. The Financial Section, which contains the Report of Independent Accountants, the General Purpose Financial Statements, which include explanatory notes and provide an overview of the City's financial position and operating results, and the Combining Financial Statements and Schedules of the Individual Funds and Account Groups that provide detailed information relative to the General Purpose Financial Statements.
3. The Statistical Section, which presents various tables reflecting social and economic information, financial trends and the fiscal capacity of the City of Rocky River.

City Organization

The City of Rocky River, located in Northeastern Ohio and west of Cleveland, has been a long-established residential community that covers 4.48 square miles. The City's 2000 population according to the Federal Census was 20,735. The City is a home rule municipal corporation established under the laws of the State of Ohio and operated under its own charter. The current charter, which provides for a Council/Mayor form of government, was adopted in 1960.

The City has a full-time Mayor elected for a two-year term. Council consists of seven elected members who serve two-year terms. The Mayor appoints the directors of the following departments: Finance, Safety-Service, Community Development, Office on Aging and Recreation.

City Council holds its regular bi-monthly Council meetings on the second and fourth Monday of each month. The charter provides procedures for special or emergency meetings, if the need arises. The Directors of Finance, Safety-Service and Community Development attend all Council meetings. City Council generally meets as Committee of the Whole on the first and third Mondays of each month.

City Services

The City provides various services including police and fire protection, health, parks and recreation, street maintenance, planning and zoning, sewer services, municipal court and general administrative services.

The Cleveland Illuminating Company, the Dominion East Ohio Gas Company and Cleveland Water Department provide the City residents with electricity, natural gas and water.

In addition to basic services, the City continues to offer superior recreational facilities to its residents. The City operates eight municipal playgrounds and tot lots and a senior citizens center. Included within the parks are the usual sports, playgrounds, and picnic facilities. The City abuts the Cuyahoga County Metroparks-Rocky River Reservation which provides even more recreational facilities including horseback riding, walking, hiking and biking trails.

Reporting Entity

The City has reviewed its reporting entity definition in order to ensure conformance with the Governmental Accounting Standards Board Statement No. 14, "The Financial Reporting Entity." In evaluating how to define the City for financial reporting purposes, management has considered all agencies, departments and organizations making up the City (the primary government) and its potential component units.

Rocky River School District and the Rocky River Library have not been included in the accompanying financial statements because the City is not financially accountable for either entity and neither is fiscally dependent on the City.

The Rocky River Wastewater Treatment Plant is a joint venture among the cities of Rocky River, Bay Village, Fairview Park and Westlake. The plant is governed by a management board consisting of the elected mayors of the four member cities and a fifth person nominated and elected by the mayors. The board has complete authority over all aspects of the plant's operation.

The City has an explicit and measurable equity interest in the Rocky River Wastewater Treatment Plant. There exists a residual interest in the assets upon dissolution of the joint venture. The City also has an ongoing financial responsibility for its share of the joint venture liabilities. Additionally, the City has an ongoing financial responsibility since the City's participation is essential to the continued existence of the joint venture.

The City is associated with West Shore Council of Governments, Tri-City Park, West Shore Area Rescue Association and Safe Air For Environment (S.A.F.E.) Council of Governments as jointly governed organizations.

Economic Condition and Outlook

Because of its proximity to major cultural, educational and medical facilities in Northeastern Ohio, the City of Rocky River continues to enjoy economic strength. Slight inflation continues to occur, with interest rates fluctuating within a manageable range.

The City's administration has made every effort to encourage expansion and relocation of commercial development. It takes special pride in the exceptional working relations it has fostered within the corporate community and extends every effort possible to ensure the City's future growth and development. Commercial expansion has made a major impact on the local economy. New construction has provided additional jobs within the City and has increased both income and property tax revenue.

Municipal income tax revenues included in the general fund during 2000 increased 8.43 percent over the prior year. These revenues were consistent and strong throughout the year.

The value of new construction, based on the building permit records, increased 11.23 percent in 2000. The value of construction during 1999 was \$7,727,500, while the value of construction during 2000 was \$8,595,952.

Major Initiatives

The City of Rocky River takes pride in its administration, council, department supervisors, employees and volunteers for the quality of services provided to its citizens. During 2000, the City completed or made substantial progress toward several major goals and projects.

The major street improvement program that began in 1985 continues. The City has an agreement for the widening and reconstructing of a .63 mile stretch of Center Ridge Road. The City is also continuing its street resurfacing projects. In 2000, \$1,052,234 was spent on resurfacing.

The City has an agreement with the Railroad to replace the Conrail Railroad bridge over West Lake Road. The State of Ohio will fund the project.

The City worked with residents to improve their property by designing, constructing and installing shore erosion control improvements on properties abutting Lake Erie. These improvements are at the property owners' expense.

The City is now in the process of building a new Civic Center that will encompass a new Memorial Hall and room for rent and basketball courts with a jogging track and exercise room in the amount of \$5,000,000.

After the Civic Center is built the City will demolish the old Memorial Hall section of City Hall and build a new facility for the Rocky River Municipal Court.

Financial Information

Internal Accounting and Budgetary Controls In the preparation of its annual report, the City uses the modified accrual basis of accounting for governmental and agency funds and the accrual basis for enterprise internal service and investment trust funds. When using the modified accrual basis, revenues are recognized when measurable and available, and expenditures are recognized when goods and services are received. The accrual basis recognizes revenues when earned and expenses when incurred. This timing enables management to improve the quality of its decision making process by providing more consistent, comparable information regarding the current and past operations and financial position of the City.

The City adopts a temporary appropriation ordinance on or before January 1 of each year for the period January 1 through March 31. The Mayor and the Director of Finance prepare an annual appropriation ordinance which is then submitted to Council's Finance Committee for its recommendations by January 31 of each year for the period January 1 through December 31. All members of Council review it before its adoption. All disbursements require appropriation authority. The legal level of budgetary control is at the object level within each department. Any budgetary modification at the object level may only be made by resolution of the City Council. All funds, other than agency funds, are budgeted annually.

The Director of Finance is authorized to transfer appropriations between line items below an object of any department. Any increase in the total appropriations for a department must be approved by City Council. The City's fully automated financial system maintains budgetary control through its purchase order/encumbrance feature. A purchase order is required before making any purchase over \$500, and a purchase order number must be used before purchasing any item. Encumbrances do not lapse at year-end; they are carried forward into the next year.

Development of the City's accounting system includes consideration of internal accounting controls. Internal accounting controls are designed to provide reasonable but not absolute assurances regarding the safeguarding of assets against loss from unauthorized use or disposition and the reliability of financial records for preparing financial statements and maintaining accountability for assets. The concept of reasonable assurance recognizes that (1) the cost of a control should not exceed the benefits likely to be derived from its implementation and (2) the valuation of costs and benefits requires estimates and judgments by management.

As a recipient of State and County financial assistance, the City also is responsible for ensuring that an adequate internal control structure is in place to ensure compliance with applicable laws and regulations related to those programs. This internal control structure is subject to periodic evaluation by the City's management and the Department of Finance.

As demonstrated by the statements and schedules included in the financial section of this report, the City continues to meet its responsibility for sound financial management.

General Governmental Functions The governmental funds include the general, special revenue, debt service, and capital projects funds. The total revenue for these funds for 2000 was \$22,533,063. The following table identifies revenues by major source and makes comparisons to last year.

Revenues	1999 Amount	2000 Amount	Percent of Total	Change	Percent Change
Municipal Income Taxes	\$7,066,577	\$7,662,097	34.00%	\$595,520	8.43%
Property Taxes	4,624,592	4,578,689	20.32	(45,903)	(0.99)
Charges for Services	1,302,873	1,562,961	6.94	260,088	19.96
Fines, Fees and Permits	1,933,030	2,299,698	10.21	366,668	18.97
Intergovernmental	5,721,211	5,195,635	23.06	(525,576)	(9.19)
Special Assessments	72,729	64,163	0.28	(8,566)	(11.78)
Interest	467,281	874,993	3.88	407,712	87.25
Other Local Taxes	167,090	168,846	0.75	1,756	1.05
Rentals	39,784	36,195	0.16	(3,589)	(9.02)
Other	79,197	89,786	0.40	10,589	13.37
Total Revenues	<u>\$21,474,364</u>	<u>\$22,533,063</u>	<u>100.00%</u>	<u>\$1,058,699</u>	4.93%

Taxes are the largest revenue source in the governmental funds and include property and City income tax. Intergovernmental Revenue decreased by 9.19 percent due to the City not receiving additional estate tax revenue in 2000 compared to 1999.

Fines, fees and permits revenues increased by 18.97 percent due to increased fine collection.

Interest revenue increased due to higher interest rates during 2000.

Expenditures for governmental fund operations totaled \$23,858,688. Expenditures for major functions of the City and the percentage of the total are shown in the following table:

Expenditures	1999 Amount	2000 Amount	Percent of Total	Change	Percent Change
Current:					
General Government	\$2,869,638	\$2,955,625	12.39%	\$85,987	3.00%
Security of Persons and Property	5,929,591	6,144,881	25.76	215,290	3.63
Public Health and Welfare	725,795	1,037,212	4.35	311,417	42.91
Transportation	1,734,809	1,880,336	7.88	145,527	8.39
Community Environment	444,319	519,004	2.18	74,685	16.81
Basic Utility Services	1,228,850	1,344,343	5.63	115,493	9.40
Leisure Time Activities	2,167,980	2,175,412	9.12	7,432	0.34
Capital Outlay	2,331,325	7,014,377	29.40	4,683,052	200.88
Debt Service:					
Principal Retirement	371,749	371,623	2.04	(126)	(0.03)
Interest and Fiscal Charges	331,229	415,875	1.74	84,646	25.56
 Total Expenditures	\$18,135,285	\$23,858,688	100.00%	\$5,723,403	31.56%

Public health and welfare increased by 42.91 percent due to additional expenditures in the office on aging fund.

Community environment expenditures increased by 16.81 percent due to additional hiring of part-time employees during 2000.

Capital outlay expenditures increased due to the construction of the new civic center.

Interest and fiscal charges increased by 25.56 percent due to interest paid on notes during 2000.

General Fund Balance During 2000, the fund balance of the general fund increased \$1,674,782, from \$3,722,209 to \$5,396,991. The fund balance increase is attributable to additional municipal income taxes, as well as additional revenues from fines and interest.

Financial Highlights - Enterprise Fund The City's enterprise fund is used to account for the City's sewer operation that is financed and operated in a manner similar to private business enterprises, where the intent is that the costs (expenses, including depreciation) of providing sewer services to the general public on a continuing basis be financed or recovered primarily through user charges. The fund experienced a net loss of \$905,692 compared to a net loss of \$29,558 in 1999. Deficit retained earnings at December 31, 2000, totaled \$480,731.

Financial Highlights - Investment Trust Fund The net assets of the City's investment trust fund increased \$623,824 from \$8,328,932 to 8,952,756 during 2000.

Financial Highlights - Agency Funds The assets of the City's agency funds are \$702,252 at December 31, 2000.

Debt Administration

The gross indebtedness (bonds and notes) of the City of Rocky River at the end of 1999 was \$5,061,000. At the end of 2000, the gross indebtedness of the City was \$8,313,132. During 2000, the City issued \$360,000 in special assessment bonds, \$3,325,000 in notes and received \$293,132 in OWDA loans. The City retired general obligation bonds totaling \$310,000, special assessment bonds totaling \$41,000 and notes totaling \$375,000. The legal debt margin within the overall limitation was \$56,452,926 at December 31, 2000.

The City maintains an "Aa2" rating from Moody's Investors Service, Inc.

Cash Management

All City cash is pooled for investment purposes in order to generate the highest possible yield. A majority of the City's deposits are collateralized by pooled collateral. By law, financial institutions may establish a collateral pool to cover all public deposits. The face value of the pooled collateral must equal at least one hundred ten percent of the public funds on deposit. The collateral is held by trustees, including the Federal Reserve Bank and designated third party trustees of the financial institutions.

Risk Management

The City carries \$1,000,000 of comprehensive general liability coverage as well as certain coverage for the City's property losses. The City also contributes to the State of Ohio for workers' compensation and unemployment insurance services.

Independent Audit

Independent auditor Jim Petro, Auditor of State, was selected to render an opinion on the City's financial statements as of December 31, 2000. The City has met the requirements set forth in State statutes. The auditor's report on the general purpose financial statements is included in the financial section of this report.

Awards

Certificate of Achievement The Government Finance Officers Association (GFOA) awarded a Certificate of Achievement for Excellence in Financial Reporting to the City for its comprehensive annual financial report for the year ended December 31, 1999. This was the thirteenth year that the City has received this prestigious award. In order to be awarded a Certificate of Achievement, the City must publish an easily readable and efficiently organized comprehensive annual financial report which conforms to program standards. This report satisfied both generally accepted accounting principles and applicable legal requirements.

A Certificate of Achievement is valid for a period of one year only. We believe our current comprehensive annual financial report continues to meet the Certificate of Achievement Program's requirements, and we are submitting it to determine its eligibility for another certificate.

Tree City, USA The City has received the award of Tree City, U.S.A., sponsored by the National Arbor Day Foundation in cooperation with the U.S. Forestry Service.

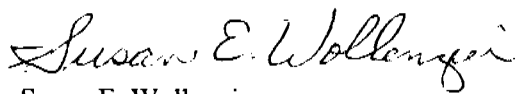
Acknowledgments

The City would like to express its appreciation to the Local Government Services Division of Auditor of State Jim Petro's office for their assistance with the preparation of the Comprehensive Annual Financial Report. Appreciation is also expressed to those other City departments who assisted in preparing the report.

In addition, I would like to thank the Mayor and Members of City Council for their continued support which has enabled the City to upgrade its Financial and Accounting Information System to provide the residents of the City of Rocky River with the financial accountability they deserve.

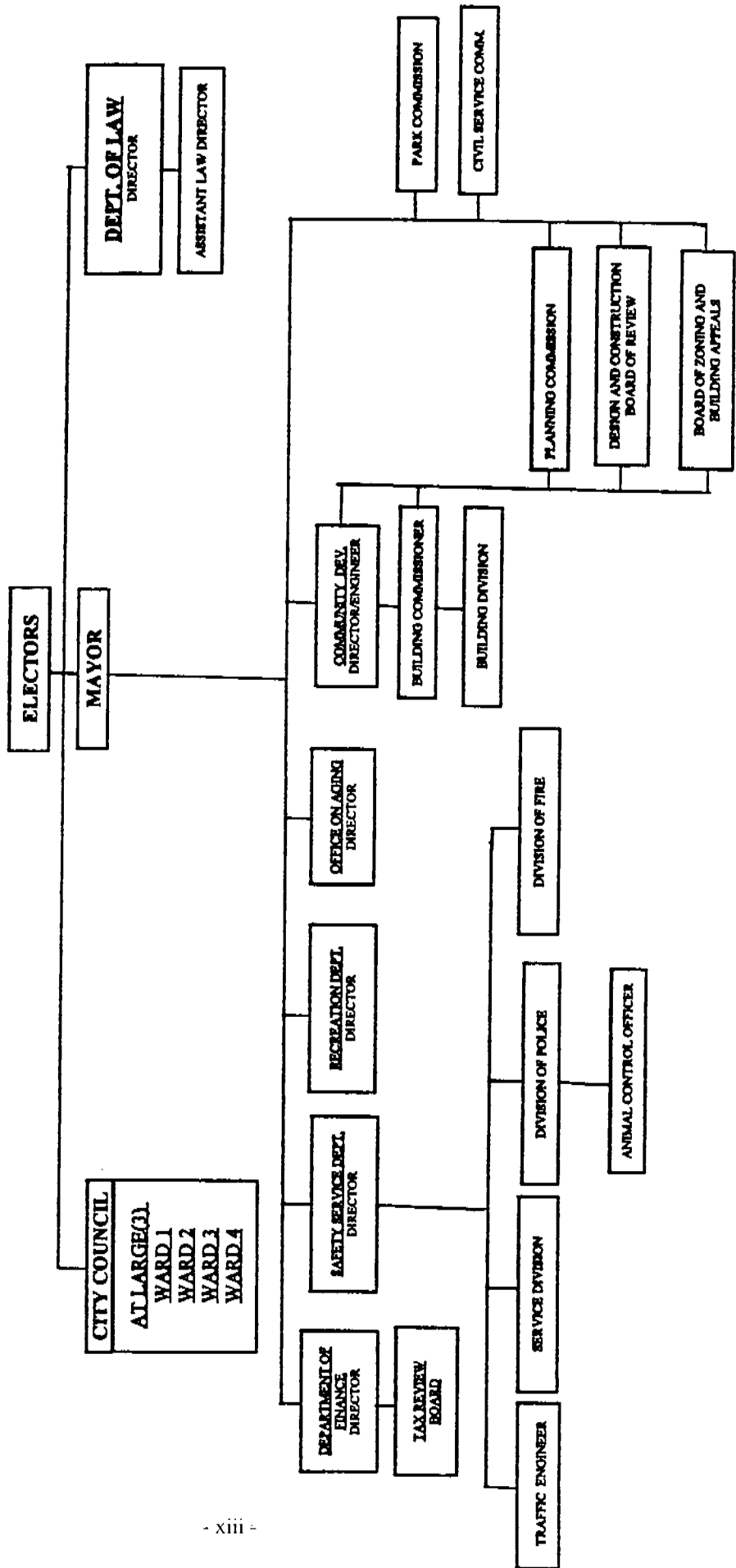
We, the employees of the City of Rocky River, are proud of the community in which we work and live. We pledge our continued dedication to providing the highest possible level of service to the citizens of the City, and we commit ourselves to enhancing the quality of life which our residents have come to expect and enjoy.

Respectfully submitted,



Susan E. Wollenzier,
Director of Finance

CITY OF ROCKY RIVER ORGANIZATION CHART



City of Rocky River, Ohio
List of Elected Officials
December 31, 2000

Mayor Donald J. Umerley

Law Director David J. Matty

City Council at Large William F. Knoble
(President of Council)

City Council at Large Pamela E. Bobst

City Council at Large James Bartolozzi

City Council - Ward One Kenneth T. Misener

City Council - Ward Two Warren B. Smith

City Council - Ward Three Frank B. Gollinger

City Council - Ward Four Thomas A. Malling



STATE OF OHIO
OFFICE OF THE AUDITOR

JIM PETRO, AUDITOR OF STATE

Lausche Bldg
615 W Superior Ave
Floor 12
Cleveland OH 44113 - 1801
Telephone 216-787-3665
800-626-2297
Facsimile 216-787-3361
www.auditor.state.oh.us

REPORT OF INDEPENDENT ACCOUNTANTS

City of Rocky River
Cuyahoga County
21012 Hilliard Boulevard
Rocky River, Ohio 44116

To the Members of City Council:

We have audited the accompanying general-purpose financial statements of the City of Rocky River, Cuyahoga County, Ohio, (the City) as of and for the year ended December 31, 2000, as listed in the table of contents. These general-purpose financial statements are the responsibility of the City's management. Our responsibility is to express an opinion on these general-purpose financial statements based on our audit.

We conducted our audit in accordance with generally accepted auditing standards and the standards applicable to financial audits contained in *Government Auditing Standards*, issued by the Comptroller General of the United States. Those standards require that we plan and perform the audit to obtain reasonable assurance about whether the financial statements are free of material misstatement. An audit includes examining, on a test basis, evidence supporting the amounts and disclosures in the financial statements. An audit also includes assessing the accounting principles used and significant estimates made by management, as well as evaluating the overall financial statement presentation. We believe that our audit provides a reasonable basis for our opinion.

In our opinion, the general-purpose financial statements referred to above present fairly, in all material respects, the financial position of the City of Rocky River, Cuyahoga County, Ohio, as of December 31, 2000, and the results of its operations; the cash flows of its proprietary fund types and statements of changes in net assets for the year then ended in conformity with generally accepted accounting principles.

In accordance with *Government Auditing Standards*, we have also issued our report dated May 18, 2001 on our consideration of the City's internal control over financial reporting and our tests of its compliance with certain provisions of laws, regulations, contracts and grants. That report is an integral part of an audit performed in accordance with *Government Auditing Standards* and should be read in conjunction with this report in considering the results of our audit.

Our audit was performed for the purpose of forming an opinion on the general-purpose financial statements of the City, taken as a whole. The combining and individual fund and account group financial statements and schedules listed in the table of contents, are presented for purposes of additional analysis and are not a required part of the general-purpose financial statements. Such information has been subjected to the auditing procedures applied in the audit of the general-purpose financial statements and, in our opinion, is fairly presented, in all material respects, in relation to the general-purpose financial statements taken as a whole.

We did not audit the data included in the statistical section of this report and therefore express no opinion thereon.

A handwritten signature in black ink, appearing to read "Jim Petro", with a large, stylized flourish at the end.

Jim Petro
Auditor of State

May 18, 2001

General Purpose Financial Statements

City of Rocky River, Ohio
Combined Balance Sheet
All Fund Types and Account Groups
December 31, 2000

	Governmental Fund Types			
	General	Special Revenue	Debt Service	Capital Projects
<i>Assets and Other Debits</i>				
Assets				
Equity in Pooled Cash and Cash Equivalents	\$4,045,460	\$1,809,751	\$126,473	\$5,899,080
Cash and Cash Equivalents:				
In Segregated Accounts	0	0	0	0
With Fiscal Agents	0	0	5,000	0
Investments with Fiscal Agents	0	0	0	0
Receivables:				
Taxes	4,489,928	1,404,381	0	540,147
Accounts	0	1,288	0	294
Interfund	380,000	0	0	242,000
Special Assessments	0	0	1,526,245	0
Accrued Interest	188,847	0	0	267
Intergovernmental	60,660	39,913	0	266,662
Materials and Supplies				
Inventory	13,553	93,217	0	0
Investment in Joint Venture	0	0	0	0
Fixed Assets (Net, where applicable, of Accumulated Depreciation)	0	0	0	0
Other Debits				
Amount Available in Debt Service Fund for Retirement of General Obligation Bonds	0	0	0	0
Amount Available in Debt Service Fund for Retirement of Special Assessment Bonds	0	0	0	0
Amount to be Provided from General Government Resources	0	0	0	0
<i>Total Assets and Other Debits</i>	\$9,178,448	\$3,348,550	\$1,657,718	\$6,948,450

Proprietary Fund Type	Fiduciary Fund Types	Account Groups		Totals (Memorandum Only)
		Trust and Agency	General Fixed Assets	
\$505,984	\$214,632	\$0	\$0	\$12,601,380
0	6,014,252	0	0	6,014,252
0	400,607	0	0	405,607
0	2,923,577	0	0	2,923,577
0	0	0	0	6,434,456
151,454	0	0	0	153,036
0	0	0	0	622,000
0	0	0	0	1,526,245
0	101,940	0	0	291,054
0	0	0	0	367,235
12,399	0	0	0	119,169
7,377,385	0	0	0	7,377,385
8,007,320	0	26,835,118	0	34,842,438
0	0	0	114,415	114,415
0	0	0	12,058	12,058
0	0	0	8,704,341	8,704,341
<u>\$16,054,542</u>	<u>\$9,655,008</u>	<u>\$26,835,118</u>	<u>\$8,830,814</u>	<u>\$82,508,648</u>

(continued)

City of Rocky River, Ohio
Combined Balance Sheet
All Fund Types and Account Groups (continued)
December 31, 2000

	Governmental Fund Types			
	General	Special Revenue	Debt Service	Capital Projects
<i>Liabilities, Fund Equity and Other Credits</i>				
Liabilities				
Accounts Payable	\$116,114	\$155,468	\$0	\$2,623
Contracts Payable	2,288	0	0	346,327
Interfund Payable	0	0	0	0
Accrued Wages and Benefits	60,175	36,664	0	0
Compensated Absences Payable	90,515	41,047	0	0
Retainage Payable	0	0	0	66,295
Intergovernmental Payable	109,439	45,958	0	426
Deferred Revenue	3,402,926	1,404,381	1,526,245	540,147
Undistributed Monies	0	0	0	0
Deposits Held and Due to Others	0	0	0	0
Accrued Interest Payable	0	0	0	99,757
Notes Payable	0	0	0	2,500,000
OWDA Loans Payable	0	0	0	0
Police and Fire Pension Liability	0	0	0	0
Capital Leases Payable	0	0	0	0
General Obligation Bonds Payable	0	0	0	0
Matured Bonds Payable	0	0	5,000	0
Special Assessment Debt with Governmental Commitment	0	0	0	0
<i>Total Liabilities</i>	<u>3,781,457</u>	<u>1,683,518</u>	<u>1,531,245</u>	<u>3,555,575</u>
Fund Equity and Other Credits				
Investment in General Fixed Assets	0	0	0	0
Contributed Capital	0	0	0	0
Retained Earnings:				
Unreserved (Deficit)	0	0	0	0
Fund Balances:				
Reserved for Encumbrances	85,630	154,183	0	2,443,966
Reserved for Inventory	13,553	93,217	0	0
Reserved for Individual Investment Account	0	0	0	0
Unreserved, Undesignated	5,297,808	1,417,632	126,473	948,909
<i>Total Fund Equity and Other Credits</i>	<u>5,396,991</u>	<u>1,665,032</u>	<u>126,473</u>	<u>3,392,875</u>
<i>Total Liabilities, Fund Equity and Other Credits</i>	<u><u>\$9,178,448</u></u>	<u><u>\$3,348,550</u></u>	<u><u>\$1,657,718</u></u>	<u><u>\$6,948,450</u></u>

See accompanying notes to the general purpose financial statements

Proprietary Fund Type	Fiduciary Fund Types	Account Groups		Totals (Memorandum Only)
		Trust and Agency	General Fixed Assets	
Enterprise				
	\$0	\$0	\$0	\$278,395
	0	0	0	426,856
	0	0	0	622,000
	0	0	0	100,601
	0	0	2,667,459	2,866,967
	0	0	0	81,863
	0	0	332,787	499,377
	0	0	0	6,873,699
	620,706	0	0	620,706
	81,546	0	0	81,546
	0	0	0	117,713
	0	0	0	2,950,000
	0	0	0	293,132
	0	0	755,686	755,686
	0	0	4,882	4,882
	0	0	4,145,000	4,145,000
	0	0	0	5,000
	0	0	925,000	925,000
<u>1,563,562</u>	<u>702,252</u>	<u>0</u>	<u>8,830,814</u>	<u>21,648,423</u>
0	0	26,835,118	0	26,835,118
14,971,711	0	0	0	14,971,711
(480,731)	0	0	0	(480,731)
0	0	0	0	2,683,779
0	0	0	0	106,770
0	8,952,756	0	0	8,952,756
0	0	0	0	7,790,822
<u>14,490,980</u>	<u>8,952,756</u>	<u>26,835,118</u>	<u>0</u>	<u>60,860,225</u>
<u>\$16,054,542</u>	<u>\$9,655,008</u>	<u>\$26,835,118</u>	<u>\$8,830,814</u>	<u>\$82,508,648</u>

City of Rocky River, Ohio
*Combined Statement of Revenues, Expenditures
and Changes in Fund Balances
All Governmental Fund Types
For the Year Ended December 31, 2000*

	General	Special Revenue
Revenues		
Municipal Income Taxes	\$7,662,097	\$0
Property Taxes	2,884,994	1,255,724
Charges for Services	48,590	1,514,371
Fines, Fees and Permits	2,186,308	113,390
Intergovernmental	1,280,871	698,459
Special Assessments	0	0
Interest	742,603	0
Other Local Taxes	80,085	0
Rentals	36,195	0
Other	75,614	10,661
	<u>14,997,357</u>	<u>3,592,605</u>
<i>Total Revenues</i>		
Expenditures		
Current:		
General Government	2,955,625	0
Security of Persons and Property	6,043,740	101,141
Public Health and Welfare	56,128	981,084
Transportation	538,384	1,341,952
Community Environment	519,004	0
Basic Utility Services	0	1,344,343
Leisure Time Activities	364,067	1,811,345
Capital Outlay	0	0
Debt Service:		
Principal Retirement	2,183	18,440
Interest and Fiscal Charges	403	32,708
	<u>10,479,534</u>	<u>5,631,013</u>
<i>Total Expenditures</i>		
<i>Excess of Revenues Over (Under) Expenditures</i>	<u>4,517,823</u>	<u>(2,038,408)</u>
Other Financing Sources (Uses)		
Proceeds of Bonds	0	0
Sale of Fixed Assets	24,840	0
Inception of Capital Lease	5,701	0
Operating Transfers In	258,000	3,096,305
Operating Transfers Out	(3,133,701)	(708,570)
	<u>(2,845,160)</u>	<u>2,387,735</u>
<i>Total Other Financing Sources (Uses)</i>		
<i>Excess of Revenues and Other Financing Sources Over (Under) Expenditures and Other Financing Uses</i>	1,672,663	349,327
<i>Fund Balances Beginning of Year</i>	3,722,209	1,313,104
Residual Equity Transfer	2,743	0
Increase (Decrease) in Reserve for Inventory	(624)	2,601
<i>Fund Balances End of Year</i>	<u>\$5,396,991</u>	<u>\$1,665,032</u>

See accompanying notes to the general purpose financial statements

Debt Service	Capital Projects	Totals (Memorandum Only)
\$0	\$0	\$7,662,097
0	437,971	4,578,689
0	0	1,562,961
0	0	2,299,698
0	3,216,305	5,195,635
60,896	3,267	64,163
0	132,390	874,993
0	88,761	168,846
0	0	36,195
0	3,511	89,786
<u>60,896</u>	<u>3,882,205</u>	<u>22,533,063</u>
0	0	2,955,625
0	0	6,144,881
0	0	1,037,212
0	0	1,880,336
0	0	519,004
0	0	1,344,343
0	0	2,175,412
0	7,014,377	7,014,377
351,000	0	371,623
<u>272,257</u>	<u>110,507</u>	<u>415,875</u>
<u>623,257</u>	<u>7,124,884</u>	<u>23,858,688</u>
<u>(562,361)</u>	<u>(3,242,679)</u>	<u>(1,325,625)</u>
0	360,000	360,000
0	0	24,840
0	0	5,701
562,966	3,295,000	7,212,271
<u>0</u>	<u>(3,295,000)</u>	<u>(7,137,271)</u>
<u>562,966</u>	<u>360,000</u>	<u>465,541</u>
605	(2,882,679)	(860,084)
125,868	6,275,554	11,436,735
0	0	2,743
<u>0</u>	<u>0</u>	<u>1,977</u>
<u>\$126,473</u>	<u>\$3,392,875</u>	<u>\$10,581,371</u>

City of Rocky River, Ohio
Combined Statement of Revenues, Expenditures and Changes
In Fund Balances - Budget (Non-GAAP Basis) and Actual
All Governmental Fund Types
For the Year Ended December 31, 2000

	General Fund		
	Revised Budget	Actual	Variance Favorable (Unfavorable)
Revenues			
Municipal Income Taxes	\$7,500,000	\$7,501,062	\$1,062
Property Taxes	2,905,420	2,893,192	(12,228)
Charges for Services	53,731	52,399	(1,332)
Fines, Fees and Permits	2,205,620	2,186,844	(18,776)
Intergovernmental	1,234,971	1,279,298	44,327
Special Assessments	0	0	0
Interest	642,000	661,480	19,480
Other Local Taxes	80,700	80,085	(615)
Rentals	34,780	36,195	1,415
Other	79,249	80,721	1,472
<i>Total Revenues</i>	<u>14,736,471</u>	<u>14,771,276</u>	<u>34,805</u>
Expenditures			
Current:			
General Government	3,363,276	2,975,377	387,899
Security of Persons and Property	6,371,007	6,117,632	253,375
Public Health and Welfare	56,128	56,128	0
Transportation	534,479	514,989	19,490
Community Environment	526,503	514,583	11,920
Basic Utility Services	0	0	0
Leisure Time Activities	408,830	362,103	46,727
Capital Outlay	0	0	0
Debt Service:			
Principal Retirement	0	0	0
Interest and Fiscal Charges	0	0	0
<i>Total Expenditures</i>	<u>11,260,223</u>	<u>10,540,812</u>	<u>719,411</u>
<i>Excess of Revenues Over (Under) Expenditures</i>	<u>3,476,248</u>	<u>4,230,464</u>	<u>754,216</u>
Other Financing Sources (Uses)			
Proceeds of Bonds	0	0	0
Proceeds of Notes	0	0	0
Sale of Fixed Assets	24,500	24,840	340
Advances In	450,000	450,000	0
Advances Out	(380,000)	(380,000)	0
Operating Transfers In	258,000	258,000	0
Operating Transfers Out	(3,145,160)	(3,133,701)	11,459
<i>Total Other Financing Sources (Uses)</i>	<u>(2,792,660)</u>	<u>(2,780,861)</u>	<u>11,799</u>
<i>Excess of Revenues and Other Financing Sources Over (Under) Expenditures and Other Financing Uses</i>	683,588	1,449,603	766,015
<i>Fund Balances Beginning of Year</i>	2,425,721	2,425,721	0
Residual Equity Transfers	2,743	2,743	0
Prior Year Encumbrances Appropriated	62,648	62,648	0
<i>Fund Balances End of Year</i>	<u>\$3,174,700</u>	<u>\$3,940,715</u>	<u>\$766,015</u>

Special Revenue Funds			Debt Service Funds		
Revised Budget	Actual	Variance Favorable (Unfavorable)	Revised Budget	Actual	Variance Favorable (Unfavorable)
\$0	\$0	\$0	\$0	\$0	\$0
1,260,771	1,255,724	(5,047)	0	0	0
1,479,470	1,513,231	33,761	0	0	0
112,240	113,390	1,150	0	0	0
699,239	689,611	(9,628)	0	0	0
0	0	0	60,200	60,896	696
0	0	0	0	0	0
0	0	0	0	0	0
0	0	0	0	0	0
12,620	10,549	(2,071)	0	0	0
<u>3,564,340</u>	<u>3,582,505</u>	<u>18,165</u>	<u>60,200</u>	<u>60,896</u>	<u>696</u>
0	0	0	2,000	1,409	591
273,584	151,437	122,147	0	0	0
1,046,663	993,261	53,402	0	0	0
1,470,126	1,371,688	98,438	0	0	0
0	0	0	0	0	0
1,337,731	1,310,246	27,485	0	0	0
2,058,066	1,876,487	181,579	0	0	0
0	0	0	0	0	0
0	0	0	351,000	351,000	0
0	0	0	270,848	270,848	0
<u>6,186,170</u>	<u>5,703,119</u>	<u>483,051</u>	<u>623,848</u>	<u>623,257</u>	<u>591</u>
<u>(2,621,830)</u>	<u>(2,120,614)</u>	<u>501,216</u>	<u>(563,648)</u>	<u>(562,361)</u>	<u>1,287</u>
0	0	0	0	0	0
0	0	0	0	0	0
0	0	0	0	0	0
0	0	0	0	0	0
0	0	0	0	0	0
3,104,889	3,096,305	(8,584)	562,966	562,966	0
(708,570)	(708,570)	0	(1,579)	0	1,579
<u>2,396,319</u>	<u>2,387,735</u>	<u>(8,584)</u>	<u>561,387</u>	<u>562,966</u>	<u>1,579</u>
(225,511)	267,121	492,632	(2,261)	605	2,866
1,274,544	1,274,544	0	125,868	125,868	0
0	0	0	0	0	0
84,000	84,000	0	0	0	0
<u>\$1,133,033</u>	<u>\$1,625,665</u>	<u>\$492,632</u>	<u>\$123,607</u>	<u>\$126,473</u>	<u>\$2,866</u>

(continued)

City of Rocky River, Ohio
Combined Statement of Revenues, Expenditures and Changes
In Fund Balances - Budget (Non-GAAP Basis) and Actual
All Governmental Fund Types (continued)
For the Year Ended December 31, 2000

	<u>Capital Projects Funds</u>		
	<u>Revised Budget</u>	<u>Actual</u>	<u>Variance Favorable (Unfavorable)</u>
Revenues			
Municipal Income Tax	\$0	\$0	\$0
Property Taxes	461,335	459,395	(1,940)
Charges for Services	0	0	0
Fines, Fees and Permits	0	0	0
Intergovernmental	2,812,715	3,205,510	392,795
Special Assessments	4,610	3,267	(1,343)
Interest	125,715	132,123	6,408
Other Local Taxes	85,000	88,761	3,761
Rentals	0	0	0
Other	0	3,217	3,217
<i>Total Revenues</i>	<u>3,489,375</u>	<u>3,892,273</u>	<u>402,898</u>
Expenditures			
Current:			
General Government	0	0	0
Security of Persons and Property	0	0	0
Public Health and Welfare	0	0	0
Transportation	0	0	0
Community Environment	0	0	0
Basic Utility Services	0	0	0
Leisure Time Activities	0	0	0
Capital Outlay	10,118,133	9,415,992	702,141
Debt Service:			
Principal Retirement	375,000	375,000	0
Interest and Fiscal Charges	10,960	10,750	210
<i>Total Expenditures</i>	<u>10,504,093</u>	<u>9,801,742</u>	<u>702,351</u>
<i>Excess of Revenues Over (Under) Expenditures</i>	<u>(7,014,718)</u>	<u>(5,909,469)</u>	<u>1,105,249</u>
Other Financing Sources (Uses)			
Proceeds of Bonds	360,000	360,000	0
Proceeds of Notes	2,875,000	2,875,000	0
Sale of Fixed Assets	0	0	0
Advances In	387,446	387,446	0
Advances Out	(242,000)	(242,000)	0
Operating Transfers In	3,296,579	3,295,000	(1,579)
Operating Transfers Out	(3,295,000)	(3,295,000)	0
<i>Total Other Financing Sources (Uses)</i>	<u>3,382,025</u>	<u>3,380,446</u>	<u>(1,579)</u>
<i>Excess of Revenues and Other Financing Sources Over (Under) Expenditures and Other Financing Uses</i>	<u>(3,632,693)</u>	<u>(2,529,023)</u>	<u>1,103,670</u>
<i>Fund Balances Beginning of Year</i>	4,650,973	4,650,973	0
Residual Equity Transfers	0	0	0
Prior Year Encumbrances Appropriated	<u>1,049,498</u>	<u>1,049,498</u>	<u>0</u>
<i>Fund Balances End of Year</i>	<u><u>\$2,067,778</u></u>	<u><u>\$3,171,448</u></u>	<u><u>\$1,103,670</u></u>

See accompanying notes to the general purpose financial statements

Totals (Memorandum Only)

Revised Budget	Actual	Variance Favorable (Unfavorable)
\$7,500,000	\$7,501,062	\$1,062
4,627,526	4,608,311	(19,215)
1,533,201	1,565,630	32,429
2,317,860	2,300,234	(17,626)
4,746,925	5,174,419	427,494
64,810	64,163	(647)
767,715	793,603	25,888
165,700	168,846	3,146
34,780	36,195	1,415
91,869	94,487	2,618
<u>21,850,386</u>	<u>22,306,950</u>	<u>456,564</u>
3,365,276	2,976,786	388,490
6,644,591	6,269,069	375,522
1,102,791	1,049,389	53,402
2,004,605	1,886,677	117,928
526,503	514,583	11,920
1,337,731	1,310,246	27,485
2,466,896	2,238,590	228,306
10,118,133	9,415,992	702,141
726,000	726,000	0
281,808	281,598	210
<u>28,574,334</u>	<u>26,668,930</u>	<u>1,905,404</u>
<u>(6,723,948)</u>	<u>(4,361,980)</u>	<u>2,361,968</u>
360,000	360,000	0
2,875,000	2,875,000	0
24,500	24,840	340
837,446	837,446	0
(622,000)	(622,000)	0
7,222,434	7,212,271	(10,163)
<u>(7,150,309)</u>	<u>(7,137,271)</u>	<u>13,038</u>
<u>3,547,071</u>	<u>3,550,286</u>	<u>3,215</u>
(3,176,877)	(811,694)	2,365,183
8,477,106	8,477,106	0
2,743	2,743	0
<u>1,196,146</u>	<u>1,196,146</u>	<u>0</u>
<u>\$6,499,118</u>	<u>\$8,864,301</u>	<u>\$2,365,183</u>

City of Rocky River, Ohio
*Statement of Revenues, Expenses
and Changes in Fund Equity
All Proprietary Fund Types
For the Year Ended December 31, 2000*

	Enterprise	Internal Service	Totals (Memorandum Only)
Operating Revenue			
Charges for Services	\$1,284,729	\$0	\$1,284,729
Operating Expenses			
Personal Services	298,058	0	298,058
Materials and Supplies	483,657	0	483,657
Contractual Services	845,772	0	845,772
Repairs and Maintenance	18,893	0	18,893
Heat, Light and Power	14,731	0	14,731
Depreciation	294,194	0	294,194
Other	6,078	0	6,078
<i>Total Operating Expenses</i>	1,961,383	0	1,961,383
<i>Operating Loss</i>	(676,654)	0	(676,654)
Non-Operating Revenue (Expenses)			
Equity in Loss of Joint Venture	(140,784)	0	(140,784)
Interest Income	4,702	0	4,702
Interest and Fiscal Charges	(17,956)	0	(17,956)
<i>Total Non-Operating Revenues (Expenses)</i>	(154,038)	0	(154,038)
<i>Loss Before Operating Transfers</i>	(830,692)	0	(830,692)
Operating Transfers Out	(75,000)	0	(75,000)
<i>Net Loss</i>	(905,692)	0	(905,692)
<i>Retained Earnings Beginning of Year (Restated - See Note 3)</i>	424,961	2,743	427,704
<i>Retained Earnings (Deficit) End of Year</i>	(480,731)	2,743	(477,988)
<i>Contributed Capital Beginning and End of Year</i>	14,971,711	0	14,971,711
Residual Equity Transfer	0	(2,743)	(2,743)
<i>Total Fund Equity End of Year</i>	\$14,490,980	\$0	\$14,490,980

See accompanying notes to the general purpose financial statements

City of Rocky River, Ohio
*Combined Statement of Revenues, Expenses and Changes
 In Fund Equity - Budget (Non-GAAP Basis) and Actual
 All Proprietary Fund Types
 For the Year Ended December 31, 2000*

	Enterprise Fund		
	Revised Budget	Actual	Variance Favorable (Unfavorable)
Revenues			
Charges for Services	\$1,394,825	\$1,301,454	(\$93,371)
Interest	4,675	4,702	27
Proceeds of Notes	450,000	450,000	0
<i>Total Revenues</i>	<u>1,849,500</u>	<u>1,756,156</u>	<u>(93,344)</u>
Expenses			
Personal Services	356,123	352,496	3,627
Materials and Supplies	504,789	498,693	6,096
Contractual Services	864,034	863,296	738
Repairs and Maintenance	29,500	29,104	396
Heat, Light and Power	14,000	11,128	2,872
Other	9,007	6,078	2,929
Capital Outlay	248,891	247,961	930
<i>Total Expenses</i>	<u>2,026,344</u>	<u>2,008,756</u>	<u>17,588</u>
<i>Excess of Revenues Under Expenses</i>	(176,844)	(252,600)	(75,756)
Advances In	622,000	622,000	0
Advances Out	(837,446)	(837,446)	0
Operating Transfers Out	(75,000)	(75,000)	0
<i>Excess of Revenues Under Expenses, Advances and Operating Transfers</i>	(467,290)	(543,046)	(75,756)
<i>Fund Equity Beginning of Year</i>	326,476	326,476	0
Residual Equity Transfer	0	0	0
Prior Year Encumbrances Appropriated	458,445	458,445	0
<i>Fund Equity End of Year</i>	<u>\$317,631</u>	<u>\$241,875</u>	<u>(\$75,756)</u>

(continued)

City of Rocky River, Ohio
*Combined Statement of Revenues, Expenses and Changes
 In Fund Equity - Budget (Non-GAAP Basis) and Actual
 All Proprietary Fund Types (continued)
 For the Year Ended December 31, 2000*

	Internal Service Fund		
	Revised Budget	Actual	Variance Favorable (Unfavorable)
Revenues			
Charges for Services	\$0	\$0	\$0
Interest	0	0	0
Proceeds of Notes	0	0	0
<i>Total Revenues</i>	<u>0</u>	<u>0</u>	<u>0</u>
Expenses			
Personal Services	0	0	0
Materials and Supplies	0	0	0
Contractual Services	0	0	0
Repairs and Maintenance	0	0	0
Heat, Light and Power	0	0	0
Other	0	0	0
Capital Outlay	0	0	0
<i>Total Expenses</i>	<u>0</u>	<u>0</u>	<u>0</u>
<i>Excess of Revenues Under Expenses</i>	0	0	0
Advances In	0	0	0
Advances Out	0	0	0
Operating Transfers Out	0	0	0
<i>Excess of Revenues Under Expenses, Advances and Operating Transfers</i>	0	0	0
<i>Fund Equity Beginning of Year</i>	2,743	2,743	0
Residual Equity Transfer	(2,743)	(2,743)	0
Prior Year Encumbrances Appropriated	0	0	0
<i>Fund Equity End of Year</i>	<u>\$0</u>	<u>\$0</u>	<u>\$0</u>

See accompanying notes to the general purpose financial statements

Totals (Memorandum Only)		
Revised Budget	Actual	Variance Favorable (Unfavorable)
\$1,394,825	\$1,301,454	(\$93,371)
4,675	4,702	27
450,000	450,000	0
1,849,500	1,756,156	(93,344)
356,123	352,496	3,627
504,789	498,693	6,096
864,034	863,296	738
29,500	29,104	396
14,000	11,128	2,872
9,007	6,078	2,929
248,891	247,961	930
2,026,344	2,008,756	17,588
(176,844)	(252,600)	(75,756)
622,000	622,000	0
(837,446)	(837,446)	0
(75,000)	(75,000)	0
(467,290)	(543,046)	(75,756)
329,219	329,219	0
(2,743)	(2,743)	0
458,445	458,445	0
\$317,631	\$241,875	(\$75,756)

City of Rocky River, Ohio
Statement of Cash Flows
Proprietary Fund Type
For the Year Ended December 31, 2000

	<u>Enterprise</u>
<i>Increase (Decrease) in Cash and Cash Equivalents</i>	
Cash Flows from Operating Activities	
Cash Received from Customers	\$1,301,454
Cash Payments for Goods and Services	(1,282,951)
Cash Payments to Employees for Services and Benefits	(352,496)
Cash Payments for Other Operating Expenses	<u>(6,078)</u>
 <i>Net Cash Used for Operating Activities</i>	 <u>(340,071)</u>
 Cash Flows from Noncapital Financing Activities	
Transfer Out	(75,000)
Advances In	622,000
Advances Out	<u>(837,446)</u>
 <i>Net Cash Used for Noncapital Financing Activities</i>	 <u>(290,446)</u>
 Cash Flows from Capital and Related Financing Activities	
Proceeds of Notes	<u>450,000</u>
 Cash Flows from Investing Activities	
Interest	4,702
Capital Contributed to Joint Venture	<u>(103,122)</u>
 <i>Net Cash Used for Investing Activities</i>	 <u>(98,420)</u>
 <i>Net Decrease in Cash and Cash Equivalents</i>	 (278,937)
 <i>Cash and Cash Equivalents Beginning of Year</i>	 <u>784,921</u>
 <i>Cash and Cash Equivalents End of Year</i>	 <u>\$505,984</u>
	<u>(continued)</u>

City of Rocky River, Ohio
Statement of Cash Flows
Proprietary Fund Type (continued)
For the Year Ended December 31, 2000

	<u>Enterprise</u>
Reconciliation of Operating Loss to Net Cash Used for Operating Activities	
<i>Operating Loss</i>	<u>(\$676,654)</u>
Adjustments:	
Depreciation	294,194
(Increase)/Decrease in Assets:	
Accounts Receivable	16,725
Materials and Supplies Inventory	(9,099)
Increase/(Decrease) in Liabilities:	
Accounts Payable	(4,608)
Contracts Payable	78,241
Accrued Wages and Benefits	131
Compensated Absences Payable	(42,620)
Retainage Payable	15,568
Intergovernmental Payable	<u>(11,949)</u>
<i>Total Adjustments</i>	<u>336,583</u>
<i>Net Cash Used for Operating Activities</i>	<u><u>(\$340,071)</u></u>

See accompanying notes to the general purpose financial statements

City of Rocky River
Statement of Changes in Net Assets
Fiduciary Fund Type
For the Year Ended December 31, 2000

	<u>Investment Trust</u>
Revenues	
Interest	\$498,260
Expenses	
Operating Expenses	0
<i>Net Increase in Assets Resulting From Operations</i>	498,260
Distributions to Participants	(531,882)
Capital Transactions	
Purchases	3,991,731
Redemptions	(3,334,285)
<i>Net Capital Transactions</i>	657,446
<i>Total Increase in Net Assets</i>	623,824
<i>Net Assets Beginning of Year</i>	8,328,932
<i>Net Assets End of Year</i>	\$8,952,756

See accompanying notes to the general purpose financial statements

City of Rocky River, Ohio
Notes to the General Purpose Financial Statements
For Year Ended December 31, 2000

Note 1 - Reporting Entity and Basis of Presentation

The City of Rocky River (the "City") is a home rule municipal corporation, established under the laws of the State of Ohio and operated under its own charter. The current charter, which provides for a Council/Mayor form of government, was adopted in 1960. The Mayor and seven member Council all serve two year terms.

A. Reporting Entity

A reporting entity is comprised of the primary government, component units and other organizations that are included to ensure that the financial statements of the City are not misleading. The primary government consists of all funds, departments, boards and agencies that are not legally separate from the City.

The City provides various services including police and fire protection, health, parks and recreation, street maintenance, planning and zoning, sewer services, municipal court, senior adult and general administrative services. The operation of these activities is directly controlled by Council through the budgetary process. None of these services are provided by a legally separate organization; therefore, these operations are included in the primary government.

Component units are legally separate organizations for which the City is financially accountable. The City is financially accountable for an organization if the City appoints a voting majority of the organization's governing board and (1) the City is able to significantly influence the programs or services performed or provided by the organization; or (2) the City is legally entitled to or can otherwise access the organization's resources; the City is legally obligated or has otherwise assumed the responsibility to finance deficits of or provide financial support to the organization; or the City is obligated for the debt of the organization. Component units may also include organizations for which the City approves the budget, the issuance of debt, or the levying of taxes. The City has no component units.

The Rocky River Wastewater Treatment Plant is a joint venture among the cities of Rocky River, Bay Village, Fairview Park, and Westlake. The plant is governed by a management board consisting of the elected mayors of the four member cities and a fifth person nominated and elected by the mayors. The board has complete authority over all aspects of the plant's operation. The City serves as fiscal agent for the Rocky River Wastewater Treatment Plant.

The City has an explicit and measurable equity interest in the Rocky River Wastewater Treatment Plant. There exists a residual interest in the assets upon dissolution of the joint venture. The City also has an ongoing financial responsibility for its share of the joint venture liabilities. Additionally, the City has an ongoing financial responsibility since the City's participation is essential to the continued existence of the joint venture.

The City is associated with the West Shore Council of Governments, Tri-City Park, Safe Air For Environment (S.A.F.E.) Council of Governments, and West Shore Area Rescue Association as jointly governed organizations. These organizations are presented in Note 20 to the general purpose financial statements.

City of Rocky River, Ohio
Notes to the General Purpose Financial Statements
For Year Ended December 31, 2000

B. Basis Of Presentation - Fund Accounting

The City uses funds and account groups to report on its financial position and the results of its operations. Fund accounting is designed to demonstrate legal compliance and to aid financial management by segregating transactions related to certain City functions or activities.

A fund is defined as a fiscal and accounting entity with a self-balancing set of accounts recording cash and other financial resources, together with all related liabilities and residual equities or balances, and changes therein, which are segregated for the purpose of carrying on specific activities or attaining certain objectives in accordance with special regulations, restrictions or limitations. An account group is a financial reporting device designed to provide accountability for certain assets and liabilities that are not recorded in the funds because they do not directly affect net expendable available financial resources.

For financial statement presentation purposes, the various funds of the City are grouped into the following generic fund types under the broad fund categories: governmental, proprietary and fiduciary.

Governmental Fund Types Governmental funds are those through which most governmental functions of the City are financed. The acquisition, use and balances of the City's expendable financial resources and the related current liabilities (except those accounted for in proprietary funds) are accounted for through governmental funds. The following are the City's governmental fund types:

General Fund This fund is the operating fund of the City and is used to account for all financial resources except those required to be accounted for in another fund. The general fund balance is available to the City for any purpose provided it is expended or transferred according to the general laws of Ohio.

Special Revenue Funds These funds are established to account for the proceeds of specific revenue sources (other than amounts relating to major capital projects) that are legally restricted to expenditure for specified purposes.

Debt Service Funds These funds are used to account for the accumulation of resources for, and the payment of, general long-term debt principal, interest and related costs.

Capital Projects Funds These funds are used to account for financial resources to be used for the acquisition or construction of major capital facilities (other than those financed by proprietary funds).

Proprietary Fund Types Proprietary funds are used to account for the City's ongoing activities which are similar to those found in the private sector. The following are the City's proprietary fund types:

Enterprise Fund This fund is used to account for operations that are financed and operated in a manner similar to private business enterprises where the intent is that costs (expenses, including depreciation) of providing services to the general public on a continuing basis be financed or recovered primarily through user charges or where it has been decided that periodic determination of revenues earned, expenses incurred, and/or net income is appropriate for capital maintenance, public policy, management control, accountability or other purposes.

Internal Service Fund This fund is used to account for the financing of services provided by one department or agency to other departments or agencies of the City on a cost-reimbursement basis.

City of Rocky River, Ohio
Notes to the General Purpose Financial Statements
For Year Ended December 31, 2000

Fiduciary Fund Types Fiduciary funds are used to account for assets held by the City in a trustee capacity or as an agent for individuals, private organizations, other governmental units and/or other funds. There are two types of fiduciary funds, trust and agency. The City has one investment trust fund which is accounted for using the accrual basis of accounting. The City's agency funds are purely custodial (assets equal liabilities) and thus do not involve measurement of results of operations.

Account Groups To make a clear distinction between fixed assets related to specific funds and those of general government, and between long-term liabilities related to specific funds and those of a general nature, the following account groups are used:

General Fixed Assets Account Group This account group accounts for all general fixed assets of the City other than those accounted for in proprietary funds.

General Long-Term Obligations Account Group This account group accounts for all unmatured long-term indebtedness of the City that is not a specific liability of proprietary funds, including special assessment debt for which the City is obligated in some manner.

Note 2 - Summary of Significant Accounting Policies

The financial statements of the City have been prepared in conformity with generally accepted accounting principles (GAAP) as applied to governmental units. The Governmental Accounting Standards Board (GASB) is the accepted standard-setting body for establishing governmental accounting and financial reporting principles. The City also applies Financial Accounting Standards Board (FASB) statements and interpretations issued on or before November 30, 1989, to its proprietary activities provided they do not conflict with or contradict GASB pronouncements. The more significant of the City's accounting policies are described below.

A. Measurement Focus and Basis of Accounting

The accounting and financial reporting treatment applied to a fund is determined by its measurement focus. All governmental fund types are accounted for using a flow of current financial resources measurement focus. With this measurement focus, only current assets and current liabilities are generally included on the balance sheet. Operating statements of these funds present increases (i.e., revenues and other financing sources) and decreases (i.e., expenditures and other financing uses) in net current assets.

The proprietary fund types are accounted for on a flow of economic resources measurement focus. With this measurement focus, all assets and all liabilities associated with the operation of these funds are included on the balance sheet. Fund equity (i.e., net total assets) is segregated into contributed capital and retained earnings components. Proprietary fund type operating statements present increases (e.g., revenues) and decreases (e.g., expenses) in net total assets.

Basis of accounting refers to when revenues and expenditures or expenses are recognized in the accounts and reported in the financial statements. Basis of accounting relates to the timing of the measurements made. All governmental fund types and agency funds are accounted for using the modified accrual basis of accounting. Under this basis, revenues are recognized in the accounting period when they become both measurable and available. Measurable means the amount of the transaction can be determined, and available means collectible within the current year or soon enough thereafter to be used to pay liabilities of the current year. The available period for the City is sixty days after year end.

City of Rocky River, Ohio
Notes to the General Purpose Financial Statements
For Year Ended December 31, 2000

In applying the susceptible to accrual concept under the modified accrual basis, the following revenue sources are deemed both measurable and available: interest, state-levied locally shared taxes (including gasoline tax) and income tax withheld by employers.

The City reports deferred revenues on its combined balance sheet. Deferred revenues arise when a potential revenue does not meet both the measurable and available criteria for recognition in the current period. In the subsequent period, when both revenue recognition criteria are met, the liability for deferred revenue is removed from the combined balance sheet and revenue is recognized. Current and delinquent property taxes measurable as of December 31, 2000, whose availability is indeterminate and which are not intended to finance current period obligations, have been recorded as a receivable and deferred revenue. Levied special assessments are measurable and have been recorded as a receivable. Since all assessments are due outside of the available period, the entire amount has been deferred.

The measurement focus of governmental fund accounting is on decreases in net financial resources (expenditures) rather than expenses. Expenditures are recognized in the accounting period in which the fund liability is incurred, if measurable. Allocations of cost, such as depreciation and amortization, are not recognized in the governmental funds.

The accrual basis of accounting is utilized for reporting purposes by the proprietary fund types. Revenues are recognized when they are earned and become measurable and expenses are recognized when they are incurred, if measurable. Unbilled service charges receivable are recognized as revenue at year end.

Investment trust funds report transactions and balances using the economic resources measurement focus and the accrual basis of accounting. All assets and all liabilities associated with the operation of these funds are included on the balance sheet. Operating statements present increases (i.e., revenues) and decreases (i.e., expenses) in net total assets.

B. Budgetary Process

The budgetary process is prescribed by provisions of the Ohio Revised Code and entails the preparation of budgetary documents within an established timetable. The major documents prepared are the tax budget, the certificate of estimated resources, and the appropriation ordinance, all of which are prepared on the budgetary basis of accounting. The certificate of estimated resources and the appropriations ordinance are subject to amendment throughout the year with the legal restriction that appropriations cannot exceed estimated resources, as certified. All funds, other than the investment trust fund and agency funds, are legally required to be budgeted and appropriated. The legal level of budgetary control is at the object level within each department. Any budgetary modifications at this level may only be made by resolution of City Council.

Tax Budget At the first Council meeting in July, the Mayor presents the annual operating budget for the following fiscal year to City Council for consideration and passage. The adopted budget is submitted to the County Auditor, as Secretary of the County Budget Commission, by July 20 of each year, for the period January 1 to December 31 of the following year.

Estimated Resources The County Budget Commission determines if the budget substantiates a need to levy all or part of previously authorized taxes and reviews estimated revenue. The Commission certifies its actions to the City by September 1. As part of this certification, the City receives the official certificate of estimated resources, which states the projected revenue of each fund. Prior to December 31, the City must revise its budget so that the total contemplated expenditures from any fund during the ensuing fiscal year will

City of Rocky River, Ohio
Notes to the General Purpose Financial Statements
For Year Ended December 31, 2000

not exceed the amount available as stated in the certificate of estimated resources. The revised budget then serves as the basis for the annual appropriation ordinance. On or about January 1, the certificate of estimated resources is amended to include unencumbered fund balances at December 31 of the preceding year. The certificate may be further amended during the year if the Director of Finance determines, and the Budget Commission agrees that an estimate needs to be either increased or decreased. The amounts reported on the budgetary statements reflect the amounts in the final amended official certificate of estimated resources issued during 2000.

Appropriations A temporary appropriation ordinance to control expenditures may be passed on or about January 1 of each year for the period January 1 to March 31. An annual appropriation ordinance must be passed by April 1 of each year for the period January 1 to December 31. The appropriation ordinance fixes spending authority at the fund, department and object level. The appropriation ordinance may be amended during the year as new information becomes available, provided that total fund appropriations do not exceed current estimated resources, as certified. Any budgetary modification at the object level may only be made by resolution of the City Council. The Director of Finance is authorized to transfer appropriations between line items below the object level. During the year, several supplemental appropriation measures were passed. None of these supplemental appropriations had any significant affect on the original appropriations. The budget figures which appear in the statements of budgetary comparisons represent the final appropriation amounts, including all amendments and modifications.

Encumbrances As part of formal budgetary control, purchase orders, contracts and other commitments for the expenditure of monies are recorded as the equivalent of expenditures on the non-GAAP budgetary basis in order to reserve that portion of the applicable appropriation and to determine and maintain legal compliance. The Ohio Revised Code prohibits expenditures plus encumbrances from exceeding appropriations at the legal level of control. For the City, this is at the object level within each department. On the GAAP basis, encumbrances outstanding at year end are reported as reservations of fund balances for subsequent-year expenditures for governmental funds and reported in the notes to the financial statements for proprietary funds.

Lapsing of Appropriations At the close of each year, the unencumbered balance of each appropriation reverts to the respective fund from which it was appropriated and becomes subject to future appropriations. The encumbered appropriation balance is carried forward to the succeeding year and is not reappropriated.

C. Cash and Cash Equivalents

To improve cash management, cash received by the City is pooled. Monies for all funds, including proprietary funds, are maintained in this pool. Individual fund integrity is maintained through City records. Each fund's interest in the pool is presented as "equity in pooled cash and cash equivalents" on the balance sheet.

During 2000, investments of the cash management pool were limited to Certificates of Deposit which are nonparticipating investment contracts and are reported at cost.

Investment procedures are restricted by the provisions of the Ohio Revised Code. Interest revenue credited to the general fund during 2000 amounted to \$742,603, which includes \$489,743 assigned from other City funds.

The City utilizes a financial institution to service bonded debt as principal and interest payments come due. The balance in this account is presented on the combined balance sheet in the general obligation bond

City of Rocky River, Ohio
Notes to the General Purpose Financial Statements
For Year Ended December 31, 2000

retirement debt service fund as "cash and cash equivalents with fiscal agents" and represents deposits. The City has segregated bank accounts for monies held separate from the City's central bank account. These interest bearing depository accounts are presented in the combined balance sheet as "cash and cash equivalents in segregated accounts" in the municipal court agency fund since they are not required to be deposited into the City treasury.

The City serves as fiscal agent for the Rocky River Wastewater Treatment Plant. This individual investment account is presented on the combined balance sheet as "cash and cash equivalents in segregated accounts" and represent deposits or nonnegotiable certificates of deposit which are reported at cost. Also included in this individual investment account are monies with a separate fiscal agent for current and future debt service payments, and asset replacement under provisions of a bond indenture. This balance is presented on the balance sheet as "cash and cash equivalents with fiscal agents" or "investments with fiscal agent." During 2000, investments purchased through this account were limited to treasury notes and money market mutual fund and are reported at fair value. For the money market mutual fund, fair value is determined by the funds current share price.

For purposes of the combined statement of cash flows and for presentation on the combined balance sheet, investments of the cash management pool and investments with an original maturity of three months or less at the time they are purchased by the City are considered to be cash equivalents. Investments with an original maturity of more than three months that were not purchased from the pool are reported as investments.

D. Inventory

Inventories of governmental funds are stated at cost while inventories of proprietary funds are stated at the lower of cost or market. For all funds, cost is determined on a first-in, first-out basis. The costs of inventory items are recorded as expenditures in the governmental fund types when purchased and as expenses in the proprietary fund types when used. Reported materials and supplies inventory is equally offset by a fund balance reserve in the governmental funds which indicates that it does not constitute available spendable resources even though it is a component of net current assets.

E. Investment in Joint Venture

The investment in the joint venture is reported using the equity method of accounting.

F. Fixed Assets and Depreciation

General fixed assets are not capitalized in the funds used to acquire or construct them. Instead, capital acquisition and construction are reflected as expenditures in governmental funds, and the related assets are reported in the general fixed assets account group. Fixed assets utilized in the proprietary fund are capitalized in the fund.

All purchased fixed assets are valued at cost when historical records are available and at an estimated historical cost when no historical records exist. Donated fixed assets are valued at their estimated fair market value on the date received. The city maintains a capitalization threshold of \$2,500.

Improvements are capitalized. The costs of normal maintenance and repairs that do not add to the value of the asset or materially extend asset lives are not capitalized. Interest incurred during the construction of general fixed assets is also not capitalized.

City of Rocky River, Ohio
Notes to the General Purpose Financial Statements
For Year Ended December 31, 2000

Public domain ("infrastructure") general fixed assets consisting of roads, bridges, curbs and gutters, streets and sidewalks, drainage systems and lighting systems are not capitalized, as these assets are immovable and of value only to the City.

Assets in the general fixed assets account group are not depreciated. Depreciation of sewer lines, equipment and vehicles in the proprietary fund type is computed using the straight-line method over an estimated useful life. Improvements to fund fixed assets are depreciated over the remaining useful lives of the related fund fixed assets. The lives used are as follows:

Sewer Lines	50 years
Equipment and Vehicles	5 to 7 years

Interest is capitalized on proprietary fund fixed assets acquired with tax-exempt debt. The City's policy is to capitalize net interest on construction projects until substantial completion of the project. The amount of capitalized interest equals the difference between the interest cost associated with the tax-exempt borrowing used to finance the project from the date of borrowing until completion of the project and the interest earned from temporary investment of the debt proceeds over the same period. Capitalized interest is amortized on the straight-line basis over the estimated useful life of the asset. For 2000, interest incurred on proprietary fund construction projects was immaterial.

G. Compensated Absences

Vacation benefits are accrued as a liability as the benefits are earned if the employee's rights to receive compensation are attributable to services already rendered and it is probable that the City will compensate the employees for the benefits through paid time off or some other means. The City records a liability for accumulated unused vacation time when earned for all employees with more than one month of service.

Sick leave benefits are accrued as a liability using the vesting method. The liability includes the employees who are currently eligible to receive termination benefits and those the City has identified as probable of receiving payment in the future. The amount is based on accumulated sick leave and employees' wage rates at year end, taking into consideration any limits specified in the City's termination policy. The city records a liability for accumulated unused sick leave for employees after two years of current service with the City.

For governmental funds, the current portion of unpaid compensated absences is the amount expected to be paid using expendable available resources. These amounts are recorded in the account "compensated absences payable" in the fund from which the employees who have accumulated unpaid leave are paid. The remainder is reported in the general long-term obligations account group. In proprietary funds, the entire amount of compensated absences is reported as a fund liability.

H. Fund Equity

Contributed capital is recorded in proprietary funds that have received capital grants or contributions from developers, customers or other funds. During 2000, there was no change in contributed capital. Reserves represent those portions of fund equity not appropriable for expenditure or legally segregated for a specific future use. Fund balances are reserved for encumbrances, inventory, and the individual investment account.

City of Rocky River, Ohio
Notes to the General Purpose Financial Statements
For Year Ended December 31, 2000

I. Interfund Transactions

Quasi-external transactions are accounted for as revenues and expenditures or expenses. Transactions that constitute reimbursements to a fund for expenditures/expenses initially made from it that are properly applicable to another fund are recorded as expenditures/expenses in the reimbursing fund and as reductions of expenditures/expenses in the fund that is reimbursed.

Nonrecurring or nonroutine permanent transfers of equity are reported as residual equity transfers. All other interfund transfers are reported as operating transfers.

J. Interfund Assets and Liabilities

Receivables and payables resulting from transactions between funds for services provided or goods received are classified as "due from other funds" and "due to other funds" on the balance sheet. Short-term interfund loans are classified as "interfund receivables/payables."

K. Accrued Liabilities and Long-term Obligations

In general, governmental fund payables and accrued liabilities are reported as obligations of the funds regardless of whether they will be liquidated with current resources. However, claims and judgements, compensated absences, special termination benefits, and contractually required pension contributions that will be paid from governmental funds are reported as a liability in the general long-term obligations account group to the extent that they will not be paid with current expendable available financial resources. Payments made more than sixty days after year end are generally considered not to have been paid with current available financial resources. Bonds, and capital leases are recognized as a liability of the general long-term obligations account group until due.

Long-term debt and other obligations financed by proprietary funds are reported as liabilities in the appropriate proprietary funds.

L. Estimates

The preparation of financial statements in conformity with generally accepted accounting principles requires management to make estimates and assumptions that affect the amounts reported in the financial statements and accompanying notes. Actual results may differ from those estimates.

M. Total Columns on General Purpose Financial Statements

Total columns on the General Purpose Financial Statements are captioned memorandum only to indicate that they are presented only to facilitate financial analysis. Data in these columns do not present financial position, results of operations or cash flows in conformity with generally accepted accounting principles. Neither is such data comparable to a consolidation. Interfund eliminations have not been made in the aggregation of this data.

City of Rocky River, Ohio
Notes to the General Purpose Financial Statements
For Year Ended December 31, 2000

Note 3 - Restatement of Prior Year's Fund Equity

Retained Earnings in the enterprise fund was restated by \$10,892 from \$435,853 to \$424,961 due to a change in the City's threshold for fixed assets from \$500 to \$2,500.

The general fixed assets account group at December 31, 1999 decreased \$652,504, from \$23,346,030 to \$22,693,526 due to a change in the City's threshold for fixed assets.

Note 4 - Budgetary Basis of Accounting

While reporting financial position, results of operations, and changes in fund balance/retained earnings on the basis of generally accepted accounting principles (GAAP basis), the budgetary basis as provided by law is based upon accounting for transactions on a basis of cash receipts, disbursements and encumbrances.

The Combined Statement of Revenues, Expenditures and Changes in Fund Balances - Budget (Non-GAAP Basis) and Actual - All Governmental Fund Types and the Combined Statement of Revenues, Expenses and Changes in Fund Equity - Budget (Non-GAAP Basis) and Actual - All Proprietary Fund Types are presented on the budgetary basis to provide a relevant comparison of actual results with the budget and to demonstrate compliance with State statute. The major differences between the budget basis and the GAAP basis are:

1. Revenues are recorded when received in cash (budget) as opposed to when susceptible to accrual (GAAP).
2. Expenditures/expenses are recorded when paid in cash (budget) as opposed to when the liability is incurred (GAAP).
3. Outstanding year end encumbrances are treated as expenditures/expenses (budget) rather than as a reservation of fund balance for governmental fund types and as note disclosure in the proprietary fund type (GAAP).
4. Principal payment on short-term note obligations are reported on the operating statement (budget) rather than on the balance sheet (GAAP).
5. For the proprietary fund, the acquisition and construction of capital assets are reported on the operating statement (budget) rather than as balance sheet transactions (GAAP).
6. For the enterprise fund, the investment in the joint venture is not reported on the budget basis.

The following tables summarize the adjustments necessary to reconcile the GAAP basis statements to the budgetary basis statements on a fund type basis.

City of Rocky River, Ohio
Notes to the General Purpose Financial Statements
For Year Ended December 31, 2000

Excess of Revenues and Other Financing Sources
Over (Under) Expenditures and Other Financing Uses
All Governmental Fund Types

	General	Special Revenue	Debt Service	Capital Projects
GAAP Basis	\$1,672,663	\$349,327	\$605	(\$2,882,679)
Net Adjustment for Revenue Accruals	(231,782)	(10,103)	0	10,068
Advance In	450,000	0	0	387,446
Proceeds of Notes	0	0	0	2,875,000
Net Adjustment for Expenditure Accruals	43,467	111,983	0	50,774
Advance Out	(380,000)	0	0	(242,000)
Encumbrances	(104,745)	(184,086)	0	(2,727,632)
Budget Basis	\$1,449,603	\$267,121	\$605	(\$2,529,023)

Net Loss/Excess of Revenues Over
Expenses and Operating Transfers
Proprietary Fund Type

	Enterprise
GAAP Basis	(\$905,692)
Net Adjustment for Revenue Accruals	16,725
Proceeds of Notes	450,000
Advance In	622,000
Net Adjustment for Expense Accruals	366,905
Advance Out	(837,446)
Capital Outlay	(247,961)
Depreciation Expense	294,194
Capital Contributed to Joint Venture	103,122
Equity in Loss of Joint Venture	(140,784)
Encumbrances	(264,109)
Budget Basis	(\$543,046)

City of Rocky River, Ohio
Notes to the General Purpose Financial Statements
For Year Ended December 31, 2000

Note 5 - Deposits and Investments

The City Charter allows the Director of Finance to invest moneys of the City in any of all of the following: Bonds or notes of this City, bonds or other obligations of the United States or those for the payment of principal and interest of which the faith of the United States is pledged, bonds or other obligations of this State and bonds or other obligations of any political subdivision or taxing district of this State as to which there is no default of principal or interest, in such a manner as is now or hereafter provided by ordinance of Council or by the laws of the State of Ohio. In addition, certificates of deposit may be purchased from commercial banks having a branch office in the City.

Protection of the City's deposits is provided by the Federal Deposit Insurance Corporation, by eligible securities pledged by the financial institution as security for repayment, by surety company bonds deposited with the Director of Finance by the financial institution or by a single collateral pool established by the financial institution to secure the repayment of all public moneys deposited with the institution.

Investments may only be made through specified dealers and institutions. Payment for investments may be made only upon delivery of the securities representing the investments to the treasurer or, if the securities are not represented by a certificate, upon receipt of confirmation of transfer from the custodian.

The following information classifies deposits and investments by categories of risk as defined in GASB Statement 3, "Deposits with Financial Institutions, Investments and Reverse Repurchase Agreements".

Deposits: At year end, the carrying amount of the City's deposits was \$18,620,632 and the bank balance was \$19,305,999. \$625,000 of the bank balance was covered by federal depository insurance. \$18,680,999 was uninsured and uncollateralized. Although all State statutory requirements for the deposit of money had been followed, noncompliance with federal requirements could potentially subject the City to a successful claim by the FDIC.

Investments: The City's investments are required to be categorized to give an indication of the level of risk assumed by the City at year end. Category 1 includes investments that are insured or registered or for which the securities are held by the City or its agent in the City's name. Category 2 includes uninsured and unregistered investments for which the securities are held by the counterparty's trust department or agent in the City's name. Category 3 includes uninsured and unregistered investments for which the securities are held by the counterparty, or by its trust department or agent but not in the City's name. At December 31, 2000, the City has invested in a money market mutual fund with a fair value of \$400,607, and a U.S. Treasury Note (Category 3) with a fair value of \$2,923,577. The Armada Money Market Mutual Fund is an unclassified investment since it is not evidenced by securities that exist in physical or book entry form.

The classification of cash and cash equivalents, and investments on the combined financial statements is based on criteria set forth in GASB Statement No.9, "Reporting Cash Flows of Proprietary and Non-Expendable Trust Funds and Governmental Entities That Use Proprietary Fund Accounting." A reconciliation between the classifications of cash and investments on the combined financial statements and the classification of deposits and investments presented above per GASB Statement No.3, is as follows:

	Cash and Cash Equivalents / Deposits	Investments
GASB Statement 9	\$19,021,239	\$2,923,577
Armada Money Market Mutual Fund	(400,607)	400,607
GASB Statement 3	\$18,620,632	\$3,324,184

City of Rocky River, Ohio
Notes to the General Purpose Financial Statements
For Year Ended December 31, 2000

Note 6 - Property Taxes

Property taxes include amounts levied against all real, public utility, and tangible personal property located in the City. Property tax revenue received during 2000 for real and public utility property taxes represents collections of the 1999 taxes. Property tax payments received during 2000 for tangible personal property (other than public utility property) is for 2000 taxes.

2000 real property taxes are levied after October 1, 2000 on the assessed value as of January 1, 2000, the lien date. Assessed values are established by State law at 35 percent of appraised market value. 2000 real property taxes are collected in and intended to finance 2001.

Public utility tangible personal property currently is assessed at varying percentages of true value; public utility real property is assessed at 35 percent of true value. 2000 public utility property taxes became a lien December 31, 1999, are levied after October 1, 2000, and are collected in 2001 with real property taxes.

2000 tangible personal property taxes are levied after October 1, 1999, on the value as of December 31, 1999. Collections are made in 2000. Tangible personal property assessments are 25 percent of true value.

The full tax rate for all City operations for the year ended December 31, 2000, was \$9.90 per \$1,000 of assessed value. The assessed values of real and tangible personal property upon which 2000 property tax receipts were based are as follows:

<u>Category</u>	<u>Assessed Value</u>
Real Property	\$571,695,000
Public Utility Real	12,431,830
Tangible Personal	<u>15,716,132</u>
Total	<u><u>\$599,842,962</u></u>

Real property taxes are payable annually or semi-annually. If paid annually, payment is due December 31; if paid semi-annually, the first payment is due December 31, with the remainder payable by June 20. Under certain circumstances, State statute permits later payment dates to be established.

Taxable personal property taxes paid by multi-county taxpayers are due September 20. Single county taxpayers may pay annually or semi-annually. If paid annually, payment is due April 30; if paid semi-annually, the first payment is due April 30; with the remainder payable by September 20.

The County Treasurer collects property taxes on behalf of all taxing districts in the county, including the City of Rocky River. The County Auditor periodically remits to the City its portion of the taxes collected. Property taxes receivable represent real tangible personal property taxes, public utility taxes and outstanding delinquencies which are measurable as of December 31, 2000. Although total property tax collections for the next year are measurable, amounts to be received during the available period are not subject to reasonable estimation at December 31, nor are they intended to finance 2000 operations. The receivable is offset by deferred revenue.

City of Rocky River, Ohio
Notes to the General Purpose Financial Statements
For Year Ended December 31, 2000

Note 7 - Income Tax

The City levies a municipal income tax of 1.5 percent on substantially all income earned within the City. In addition, residents of the City are required to pay the City income tax on income earned outside the City; however, a credit is allowed for income taxes paid to other municipalities which reduces the effective tax rate to .5 percent for such earnings. Employers within the City are required to withhold income tax on employee compensation and remit the tax to the City either monthly or quarterly, as required. Corporations and other individual taxpayers are required to pay their estimated tax quarterly and file a declaration annually. All income tax monies are credited to the general fund.

The Central Collection Agency administers and collects income taxes for the City. Amounts collected are remitted monthly to the City. Collection fees for 2000 were \$117,850.

Note 8 - Receivables

Receivables at December 31, 2000, consisted of taxes, accounts (billings for user charged services), special assessments, interest, and intergovernmental receivables arising from grants, entitlements, and shared revenues. Accounts, taxes, special assessments, interest, and intergovernmental receivables are deemed collectible in full.

A summary of the principal items of intergovernmental receivables follows:

	<u>Amount</u>
General Fund:	
Local Government Tax	\$60,660
Special Revenue Funds:	
Gasoline Tax	36,926
Motor Vehicle Registration	<u>2,987</u>
Total Special Revenue Funds	<u>39,913</u>
Capital Projects Funds:	
Estate Tax	<u>266,662</u>
Total	<u><u>\$367,235</u></u>

City of Rocky River, Ohio
Notes to the General Purpose Financial Statements
For Year Ended December 31, 2000

Note 9 - Fixed Assets and Depreciation

A summary of the enterprise fund fixed assets at December 31, 2000, follows:

Land	\$39,516
Rights of Way	250,000
Sewer Lines	15,427,550
Equipment and Vehicles	655,224
Construction In Progress	<u>293,133</u>
 Total	 16,665,423
 Less: Accumulated Depreciation	 <u>(8,658,103)</u>
 Net Fixed Assets	 <u><u>\$8,007,320</u></u>

A summary of changes in general fixed assets follows:

	Balance January 1, 2000	Additions	Deductions	Balance December 31, 2000
Land	\$957,955	\$0	\$0	\$957,955
Buildings	13,325,937	926,364	0	14,252,301
Equipment	3,459,384	41,526	45,599	3,455,311
Vehicles	4,667,650	806,926	429,324	5,045,252
Construction in Progress	<u>282,600</u>	<u>3,124,299</u>	<u>282,600</u>	<u>3,124,299</u>
 Total	 <u><u>\$22,693,526</u></u>	 <u><u>\$4,899,115</u></u>	 <u><u>\$757,523</u></u>	 <u><u>\$26,835,118</u></u>

Note 10 - Joint Venture - Rocky River Wastewater Treatment Plant

The Rocky River Wastewater Treatment Plant (the "Plant") is a joint venture among the cities of Rocky River, Bay Village, Fairview Park and Westlake. The Plant is governed by a management board consisting of the elected mayors of the four member cities and a fifth person nominated and elected by the mayors. The board has complete authority over all aspects of the Plant's operation. The Plant supplies all participating residents of the member cities with sewer services. Each city owns the sewage lines located in its city and bills its residents for usage. Continued existence of the Plant is dependent on the City's continued participation, and the City does have an equity interest in the Plant. The City's equity interest is \$7,377,385 which represents 26.15 percent of the total equity in the Plant. The Plant is not accumulating significant financial resources or experiencing fiscal stress which would cause additional financial benefit to or burden on the City. Complete financial statements can be obtained from the City of Rocky River, 21012 Hilliard, Boulevard Rocky River, Ohio 44116.

City of Rocky River, Ohio
Notes to the General Purpose Financial Statements
For Year Ended December 31, 2000

Note 11 - Risk Management

The City is exposed to various risks of loss related to torts; theft of, damage to, and destruction of assets; errors and omissions; injuries to employees and natural disasters. During 2000, the City procured insurance through the Reliance Insurance Company through October 2000 and St. Paul Insurance Company October 2000 through December 2000.

<u>Company</u>	<u>Type of Coverage</u>	<u>Coverage Amount</u>
Reliance / St. Paul	Property	\$17,654,000
	Boiler	\$7,500
	Extra Expense	\$10,000
	Equipment Floater	\$695,000
	General Liability, Per Occurrence	\$1,000,000
	General Liability, In Aggregate	\$2,000,000
	Fleet Liability	\$1,000,000
	Public Employee Dishonesty Bond	\$25,000 / \$50,000
	Money and Securities	\$100,000
	Police Department Professional Liability	
	Per Occurrence	\$1,000,000
	In Aggregate	\$1,000,000
	EMT	\$1,000,000
Monticello	Public Officials Liability	\$1,000,000
RLI	Umbrella Liability	\$1,000,000
Reliance	Inland Marine	\$30,564
St. Paul	Blanket Equipment	\$846,850
	Law Enforcement Liability	
	Per Occurrence	\$1,000,000
	In Aggregate	\$2,000,000

Settled claims have not exceeded this coverage in any of the past three years. There has not been a significant reduction in coverage from the prior year.

The City pays the Ohio Bureau of Workers' Compensation System a premium based on a rate per \$100 of salaries. This rate is calculated based on accident history and administrative costs.

City of Rocky River, Ohio
Notes to the General Purpose Financial Statements
For Year Ended December 31, 2000

Note 12 - Defined Benefit Pension Plans

All full-time employees, other than non-administrative full-time police officers and firefighters, participate in the Public Employees Retirement System of Ohio (PERS), a cost-sharing multiple-employer public employee retirement system administered by the Public Employees Retirement Board. PERS provides basic retirement and disability benefits, annual cost of living adjustments, and death benefits to plan members and beneficiaries. Benefits are established by Chapter 145 of the Ohio Revised Code. PERS issues a stand-alone financial report which may be obtained by writing to the Public Employees Retirement System, 277 East Town Street, Columbus, Ohio 43215-4642.

Plan members are required to contribute 8.5 percent of their annual covered salary to fund pension obligations. For calendar year 2000, PERS instituted a temporary employer rate rollback for state and local governments. The 2000 employer pension contribution rate for the City was 6.54 percent of covered payroll, reduced from 9.35 percent in 1999. Contributions are authorized by State statute. The contribution rates are determined actuarially. The City's required contributions to PERS for the years ended December 31, 2000, 1999, and 1998 were \$448,535, \$633,103, and \$578,172 respectively. The full amount has been contributed for 1999 and 1998. 82.04 percent has been contributed for 2000 with the remainder being reported as a liability in the general long-term obligations account group.

B. Ohio Police and Fire Pension Fund

The City contributes to the Ohio Police and Fire Pension Fund (OP&F), a cost-sharing multiple employer public employee retirement system administered by the OP&F's Board of Trustees. OP&F provides retirement and disability benefits, annual cost-of-living adjustments, and death benefits to plan members and beneficiaries. Benefit provisions are established by the Ohio State Legislature and by Chapter 742 of the Ohio Revised Code. The OP&F issues a publicly available financial report that includes financial information and required supplementary information. That report may be obtained by writing to the Ohio Police and Fire Pension Fund, 140 East Town Street, Columbus, Ohio 43215-5164.

Police and firefighters are required to contribute 10 percent of their annual covered salary to fund pension obligations and the City is required to contribute 12.25 percent for police and 16.75 percent for firefighters. For 1999, the City contributions were 12.5 percent for police and 17 percent for firefighters. Contributions are authorized by State statute. The City's contributions to the OP&F for police and firefighters were \$228,251 and \$279,760 for the year ended December 31, 2000, \$229,284 and \$274,996 for the year ended December 31, 1999, and \$215,379 and \$259,704 for the year ended December 31, 1998. The full amount has been contributed for 1999 and 1998. 72.49 and 72.71 percent, respectively, have been contributed for 2000 with the remainder being reported as a liability in the general long-term obligations account group.

In addition to the current contribution, the City pays installments on the accrued liability incurred when the State of Ohio established the statewide pension system for police and firefighters in 1967. As of December 31, 2000, the unfunded liability of the City was \$755,686 payable in semiannual payments through the year 2035. This is an accounting liability of the City which will not vary. The liability is reported in the general long-term obligations account group.

City of Rocky River, Ohio
Notes to the General Purpose Financial Statements
For Year Ended December 31, 2000

Note 13 - Postemployment Benefits

A. Public Employees Retirement System (PERS)

The Public Employees Retirement System of Ohio (PERS) provides postretirement health care coverage to age and service retirees with ten or more years of qualifying Ohio service credit. Health care coverage for disability recipients and primary survivor recipients is available. The health care coverage provided by the retirement system is considered an Other Postemployment Benefit as described in GASB Statement No. 12. A portion of each employer's contribution to PERS is set aside for the funding of postretirement health care based on authority granted by State statute. The 2000 employer contribution rate was 10.84 percent of covered payroll; 4.30 percent was the portion that was used to fund health care for 2000. For 1999, the contribution rate was 13.55 percent of covered payroll; 4.20 percent was the portion that was used to fund health care.

Benefits are advance-funded using the entry age normal cost method. Significant actuarial assumptions, based on PERS's latest actuarial review performed as of December 31, 1999, include a rate of return on investments of 7.75 percent, an annual increase in active employee total payroll of 4.75 percent compounded annually (assuming no change in the number of active employees) and an additional increase in total payroll of between .54 percent and 5.1 percent based on additional annual pay increases. Health care premiums were assumed to increase 4.75 percent annually.

All investments are carried at market. For actuarial valuation purposes, a smoothed market approach is used. Assets are adjusted to reflect 25 percent of unrealized market appreciation or depreciation on investment assets.

The number of active contributing participants was 401,339. The City's actual contributions for 2000 which were used to fund postemployment benefits were \$294,909. The actual contribution and the actuarially required contribution amounts are the same. PERS's net assets available for payment of benefits at December 31, 1999, (the latest information available) were \$10,805.5 million. The actuarially accrued liability and the unfunded actuarial accrued liability were \$12,473.6 million and \$1,668.1 million, respectively.

For 2000, PERS elected to return to an actuarially pre-funded type of disclosure because it is a better presentation of PERS's actual funding methodology. Since 1997, disclosures had been based on a pay-as-you-go funding basis.

B. Ohio Police and Fire Pension Fund

The Ohio Police and Fire Pension Fund (OP&F) provides postretirement health care coverage to any person who receives or is eligible to receive a monthly benefit check or is a spouse or eligible dependent child of such person. An eligible dependent child is any child under the age of 18 whether or not the child is attending school or under the age of 22 if attending school full-time or on a 2/3 basis.

The health care coverage provided by the retirement system is considered an Other Postemployment Benefit (OPEB) as described in GASB Statement No. 12. The Ohio Revised Code provides the authority allowing the Ohio Police and Fire Pension Fund's board of trustees to provide health care coverage and states that health care costs paid from the Ohio Police and Fire Pension Fund shall be included in the employers' contribution rate. Health care funding and accounting is on a pay-as-you-go basis. The total police

City of Rocky River, Ohio
Notes to the General Purpose Financial Statements
For Year Ended December 31, 2000

employer contribution is 19.5 percent of covered payroll and the total firefighter employer contribution rate is 24 percent of covered payroll, of which 7.25 percent of covered payroll was applied to the postemployment health care program during 2000. For 1999, the percent used to fund healthcare was 7 percent. In addition, since July 1, 1992, most retirees have been required to contribute a portion of the cost of their health care coverage through a deduction from their monthly benefit payment.

The City's actual contributions for 2000 that were used to fund postemployment benefits were \$127,821 for police and \$115,195 for fire. The OP&F's total health care expenses for the year ended December 31, 1999, (the latest information available) were \$95,004,633 which was net of member contributions of \$5,518,098. The number of OP&F participants eligible to receive health care benefits as of December 31, 1999, was 12,467 for police and 9,807 for firefighters.

Note 14 - Other Employee Benefits

A. Compensated Absences

The criteria for determining vacation and sick leave components are derived from negotiated agreements and State laws. Vacation leave is earned at rates which vary depending upon length of service and standard work week. Vacation accumulation is limited to two years. Vacation leave not used within two years is eliminated from the employee's leave balance. All accumulated unused vacation time is paid upon termination of employment.

Employees earn sick leave at the rate of 2.3 hours for every forty hours worked, except for the fire division where employees earn 5.73 hours for every one hundred hours worked. Sick leave accumulation is limited to 960 hours, except for the fire division where a maximum of 1,306 hours may be accumulated. City employees with two or more years of service are paid for their accumulated sick leave upon termination or retirement.

B. Insurance Benefits

As of May 1, 1997, the City has contracted with Medical Mutual of Ohio to provide employee health care coverage. For 2000 the City's share of the monthly premium are \$481.85 for family coverage and \$178.45 for single coverage. As of May 1, 2000, dental insurance is also provided by the City to all employees through Medical Mutual of Ohio. For 2000 the City's share of the monthly premium are \$55.91 for family coverage and \$20.71 for single coverage.

Note 15 - Capital Leases

During 2000 and in prior years, the City entered into leases for the acquisition of equipment for the City's police department payable from the general fund. The leases meet the criteria of a capital lease as defined by Financial Accounting Standards No. 13 "Accounting for Leases" which defines a capital lease generally as one which transfers benefits and risks of ownership to the lessee. General fixed assets acquired by lease have been capitalized in the general fixed asset account group in the amount of \$14,463 which represents the present value of the lease payments at the time of the acquisition. A corresponding liability was recorded in the general long-term obligations account group.

City of Rocky River, Ohio
Notes to the General Purpose Financial Statements
For Year Ended December 31, 2000

The following is a schedule of the future minimum lease payments required under the capital leases and the present value of the minimum lease payments.

	Amount
Total Minimum Lease Payments - 2003	\$5,809
Less: Amount representing interest	927
Present Value of Minimum Lease Payments	\$4,882

Capital lease payments have been reclassified and are reflected as debt service in the general purpose financial statements for the general fund. These expenditures are reflected as program/function expenditures on a budgetary basis.

Note 16 - Interfund Receivables and Payables

Interfund balances at December 31, 2000, consist of the following individual fund receivables and payables:

Fund	Receivable	Payable
General Fund	\$380,000	\$0
Capital Projects Fund:		
Capital Improvement	242,000	0
Enterprise Fund:		
Sanitary Sewer	0	622,000
Total	\$622,000	\$622,000

Note 17 - Note Obligations

The City's note activity, including amounts outstanding, interest rates and the fund in which the note liability is reported is as follows:

	Outstanding 12/31/99	Additions	(Reductions)	Outstanding 12/31/00
Capital Improvements Capital Projects Fund				
2000 4.25%	\$0	\$2,500,000	\$0	\$2,500,000
2000 4.30%	0	375,000	375,000	0
Total Capital Improvements				
Capital Projects Fund	0	2,875,000	375,000	2,500,000
Sewer Enterprise Fund				
2000 4.25%	0	450,000	0	450,000
<i>Total Notes</i>	\$0	\$3,325,000	\$375,000	\$2,950,000

All of the notes are backed by the full faith and credit of the City of Rocky River and mature within one year. The note liability is reflected in the fund which received the proceeds.

The notes are issued in anticipation of long-term bond financing and are refinanced until such bonds are issued.

City of Rocky River, Ohio
Notes to the General Purpose Financial Statements
For Year Ended December 31, 2000

Note 18 - Long-Term Obligations

The changes in long-term obligations during the year were as follows:

	Outstanding 12/31/99	Additions	(Reductions)	Outstanding 12/31/00
General Obligation Bonds:				
\$6,000,000 General Purpose 1994 5.275%	\$4,455,000	\$0	(\$310,000)	\$4,145,000
Special Assessment Bonds:				
\$310,000 Carney Breakwell 1986 7.75%	21,000	0	(21,000)	0
\$360,000 Erosion Control (B) 2000 5.00%	0	360,000	0	360,000
\$605,000 Erosion Control 1998 4.75%	585,000	0	(20,000)	565,000
Total Special Assessment Bonds	606,000	360,000	(41,000)	925,000
Police and Fire Pension				
Liability 4.25%	774,126	0	(18,440)	755,686
Capital Leases	1,364	5,701	(2,183)	4,882
Compensated Absences	2,570,167	97,292	0	2,667,459
Intergovernmental Payable	801,207	332,787	(801,207)	332,787
Total General Long Term Obligations	9,207,864	795,780	(1,172,830)	8,830,814
Enterprise Fund:				
OWDA Loan	0	293,132	0	293,132
Total Long Term Obligations	\$9,207,864	\$1,088,912	(\$1,172,830)	\$9,123,946

General obligation bonds will be paid from money transferred to the debt service fund. The special assessment bonds will be paid from the proceeds of special assessments levied against benefitted property owners. In the event that a property owner would fail to pay the assessment, payment would be made by the City. The police and fire pension liability will be paid from levied taxes in the police and fire pension special revenue funds. The capital lease will be paid from the general fund. Compensated absences will be paid from the fund from which the employees' salaries are paid. The intergovernmental payable represents contractually required pension contributions paid outside the available period and will be paid from the fund from which the person is paid. The City entered into contractual agreements for new construction loans from OWDA. Under the terms of these agreements, OWDA will reimburse, advance, or directly pay the construction costs of the approved projects. OWDA will capitalize administrative costs and construction interest and add them to the total amounts of the final loans. A line of credit has been established for the sewer loans; however, since the loans have not been finalized, repayment schedules are not included in the schedule of debt service requirements.

The City's overall legal debt margin was \$56,452,926 at December 31, 2000. Principal and interest requirements to retire long-term obligations outstanding at December 31, 2000, are as follows:

City of Rocky River, Ohio
Notes to the General Purpose Financial Statements
For Year Ended December 31, 2000

	General Obligation Bonds	Special Assessment Bonds	Police and Fire Pension Liability
2001	\$533,830	\$81,559	\$51,146
2002	527,090	75,338	51,146
2003	509,810	78,888	51,146
2004	497,530	82,200	51,146
2005-2009	2,121,290	381,775	255,730
2010-2014	1,568,700	332,300	255,730
2015-2019	0	281,575	255,730
2020-2024	0	204,250	106,678
2025-2029	0	15,825	100,695
Total	5,758,250	1,533,710	1,179,147
Less Interest	(1,613,250)	(608,710)	(423,461)
Principal	\$4,145,000	\$925,000	\$755,686

Note 19 - Litigation

The City of Rocky River is a party to legal proceedings. The City management is of the opinion that ultimate disposition of these claims and legal proceedings will not have a material effect, if any, on the financial condition of the City.

Note 20 - Jointly Governed Organizations

A. West Shore Council of Governments

The West Shore Council of Governments helps foster cooperation between municipalities in areas affecting health, safety, welfare, education, economic conditions and regional development. The board is comprised of one member from each of the six participating entities. The board exercises total control over the operation of the Council including budgeting, appropriating, contracting and designating management. Budgets are adopted by the board. Each City's degree of control is limited to its representation on the board. In 2000, the City contributed \$36,096 which represented 12.66 percent of total contributions.

The council has established two subsidiary organizations, the West Shore Hazardous Materials Committee ("HAZ MAT") which provides hazardous material protection and assistance, and the West Shore Enforcement Bureau which provides extra assistance to cities in the form of a Swat Team.

B. Tri-City Park

The Tri-City Park provides a recreational park to the Cities of Rocky River, Westlake and Fairview Park. The park is governed by a board consisting of the elected mayors of the three cities. The board exercises total control over the operation of the park including budgeting, appropriating, contracting and designating management. Budgets are adopted by the board. Each City's degree of control is limited to its representation on the board. In 2000, the City contributed \$1,000 which represented 33.3 percent of total contributions.

City of Rocky River, Ohio
Notes to the General Purpose Financial Statements
For Year Ended December 31, 2000

C. S.A.F.E. Council of Governments

The S.A.F.E. Council of Governments was formed between municipalities to oppose changes to Cleveland Hopkins International Airport air traffic pattern. The Cities of Rocky River, Bay Village, Fairview Park and Westlake govern by a board consisting of the elected mayors. The board exercises total control over the operation of the Council including budgeting, appropriating, contracting and designating management. Budgets are adopted by the board. Each City's degree of control is limited to its representation on the board. The City did not contribute to S.A.F.E. in 2000.

D. West Shore Area Rescue Association

The West Shore Area Rescue Association (WESHARE) helps foster cooperation between municipalities and hospitals to provide optimum emergency medical services. The Board is comprised of one member from each of the nine participating entities. The Board exercises total control over the operation of the Council including budgeting, appropriating, contracting, and designating management.

Budgets are adopted by the Board. Each City's degree of control is limited to its representation on the Board. In 2000, the City contributed \$600 which represented 8.3 percent of total contributions.

Note 21 - Contractual Commitments

At December 31, 2000, the City's significant contractual commitments consisted of:

Project	Contract Amount	Amount Paid	Remaining on Contract
Center Ridge Widening	\$15,500	\$5,503	\$9,997
Resurfacing	1,334,130	1,079,331	254,799
Underground Storage Tanks	2,852	2,262	590
Televising Sewer	38,993	37,641	1,352
Refrigeration Recreation Center	339,600	317,687	21,913
Fire Station Roof	1,173	0	1,173
Recreation Center Roof	14,200	0	14,200
Emergency Sewers	25,000	7,928	17,072
Inspections	48,833	47,626	1,207
Sidewalk Paving	190,947	96,021	94,926
Gym and Memorial Hall	4,905,993	3,140,699	1,765,294
<i>Total</i>	<u>\$6,917,221</u>	<u>\$4,734,698</u>	<u>\$2,182,523</u>

Note 22 - Fund Deficits

At December 31, 2000, the capital improvement capital projects fund had a deficit fund balance of \$14,095 and the sewer enterprise fund had deficit retained earnings of \$583,853. The deficit in the capital projects fund is the result of the issuance of short-term bond anticipation notes which are used to finance the projects until bonds are issued. Once bonds are issued and the liability is reported in the general long-term obligations account group rather than in the fund, the deficit fund balance will be eliminated.

The sewer enterprise fund deficit is due to the recognition of expenditures on the accrual basis of accounting which are substantially greater than expenditures recognized on the cash basis. The general fund is liable for any deficits in these funds and provides operating transfers when cash is required, not when accruals occur.

***COMBINING INDIVIDUAL FUND
AND ACCOUNT GROUPS
STATEMENTS AND SCHEDULES***

General Fund

The general fund is used to account for financial resources traditionally associated with general governmental operations which are not required to be accounted for by another fund.

City of Rocky River, Ohio
Schedule of Revenues, Expenditures and Changes
In Fund Balance - Budget (Non-GAAP Basis) and Actual
General Fund
For the Year Ended December 31, 2000

	Revised Budget	Actual	Variance Favorable (Unfavorable)
Revenues			
Municipal Income Taxes	\$7,500,000	\$7,501,062	\$1,062
Property Taxes	2,905,420	2,893,192	(12,228)
Charges for Services	53,731	52,399	(1,332)
Fines, Fees and Permits	2,205,620	2,186,844	(18,776)
Intergovernmental	1,234,971	1,279,298	44,327
Interest	642,000	661,480	19,480
Other Local Taxes	80,700	80,085	(615)
Rentals	34,780	36,195	1,415
Other	79,249	80,721	1,472
<i>Total Revenues</i>	<u>14,736,471</u>	<u>14,771,276</u>	<u>34,805</u>
Expenditures			
Current:			
General Government:			
Council:			
Personal Services	60,320	60,009	311
Other	11,803	10,232	1,571
Total Council	<u>72,123</u>	<u>70,241</u>	<u>1,882</u>
Mayor:			
Personal Services	128,197	125,579	2,618
Capital Outlay	600	0	600
Other	6,821	4,548	2,273
Total Mayor	<u>135,618</u>	<u>130,127</u>	<u>5,491</u>
Finance Department:			
Personal Services	171,092	169,520	1,572
Capital Outlay	950	495	455
Other	76,919	74,805	2,114
Total Finance Department	<u>248,961</u>	<u>244,820</u>	<u>4,141</u>
Law Director:			
Personal Services	80,467	78,696	1,771
Other	121,025	104,227	16,798
Total Law Director	<u>\$201,492</u>	<u>\$182,923</u>	<u>\$18,569</u>

(continued)

City of Rocky River, Ohio
Schedule of Revenues, Expenditures and Changes
In Fund Balance - Budget (Non-GAAP Basis) and Actual
General Fund (continued)
For the Year Ended December 31, 2000

	<u>Revised Budget</u>	<u>Actual</u>	<u>Variance Favorable (Unfavorable)</u>
Other Executive Administration:			
Personal Services	\$63,464	\$62,066	\$1,398
Capital Outlay	500	0	500
Other	<u>4,610</u>	<u>2,233</u>	<u>2,377</u>
Total Other Executive Administration	<u>68,574</u>	<u>64,299</u>	<u>4,275</u>
Boards and Commissions:			
Personal Services	27,580	25,901	1,679
Other	<u>43,550</u>	<u>32,198</u>	<u>11,352</u>
Total Boards and Commissions	<u>71,130</u>	<u>58,099</u>	<u>13,031</u>
Building Maintenance:			
Personal Services	232,376	219,367	13,009
Capital Outlay	16,000	12,868	3,132
Other	<u>223,901</u>	<u>183,185</u>	<u>40,716</u>
Total Building Maintenance	<u>472,277</u>	<u>415,420</u>	<u>56,857</u>
Municipal Courts:			
Personal Services	1,190,068	1,154,922	35,146
Capital Outlay	25,800	4,338	21,462
Other	<u>259,902</u>	<u>172,235</u>	<u>87,667</u>
Total Municipal Courts	<u>1,475,770</u>	<u>1,331,495</u>	<u>144,275</u>
Miscellaneous:			
Capital Outlay	35,370	20,731	14,639
Other	<u>581,961</u>	<u>457,222</u>	<u>124,739</u>
Total Miscellaneous	<u>617,331</u>	<u>477,953</u>	<u>139,378</u>
Total General Government	<u>3,363,276</u>	<u>2,975,377</u>	<u>387,899</u>
Security of Persons and Property:			
Police Department:			
Personal Services	2,991,905	2,958,518	33,387
Capital Outlay	26,490	26,245	245
Other	<u>262,840</u>	<u>241,168</u>	<u>21,672</u>
Total Police Department	<u>\$3,281,235</u>	<u>\$3,225,931</u>	<u>\$55,304</u> (continued)

City of Rocky River, Ohio
Schedule of Revenues, Expenditures and Changes
In Fund Balance - Budget (Non-GAAP Basis) and Actual
General Fund (continued)
For the Year Ended December 31, 2000

	<u>Revised Budget</u>	<u>Actual</u>	<u>Variance Favorable (Unfavorable)</u>
Fire Department:			
Personal Services	\$2,501,594	\$2,444,337	\$57,257
Capital Outlay	43,100	36,669	6,431
Other	<u>171,987</u>	<u>114,741</u>	<u>57,246</u>
Total Fire Department	<u>2,716,681</u>	<u>2,595,747</u>	<u>120,934</u>
Police on Patrol Arresting Speeders:			
Personal Services	<u>49,517</u>	<u>43,279</u>	<u>6,238</u>
Street Lighting:			
Other	<u>255,000</u>	<u>188,376</u>	<u>66,624</u>
Administrative Support:			
Personal Services	63,464	62,066	1,398
Capital Outlay	500	0	500
Other	<u>4,610</u>	<u>2,233</u>	<u>2,377</u>
Total Administrative Support	<u>68,574</u>	<u>64,299</u>	<u>4,275</u>
Total Security of Persons and Property	<u>6,371,007</u>	<u>6,117,632</u>	<u>253,375</u>
Public Health and Welfare:			
County Health Board:			
Other	<u>56,128</u>	<u>56,128</u>	<u>0</u>
Transportation:			
Equipment Repair and Garage:			
Personal Services	406,208	398,993	7,215
Capital Outlay	4,000	2,584	1,416
Other	<u>124,271</u>	<u>113,412</u>	<u>10,859</u>
Total Transportation	<u>534,479</u>	<u>514,989</u>	<u>19,490</u>
Community Environment:			
Community Development:			
Personal Services	468,219	461,082	7,137
Capital Outlay	2,500	780	1,720
Other	<u>55,784</u>	<u>52,721</u>	<u>3,063</u>
Total Community Environment	<u>\$526,503</u>	<u>\$514,583</u>	<u>\$11,920</u>

(continued)

City of Rocky River, Ohio
Schedule of Revenues, Expenditures and Changes
In Fund Balance - Budget (Non-GAAP Basis) and Actual
General Fund (continued)
For the Year Ended December 31, 2000

	<u>Revised Budget</u>	<u>Actual</u>	<u>Variance Favorable (Unfavorable)</u>
Leisure Time Activities:			
Parks Department:			
Personal Services	\$310,233	\$278,040	\$32,193
Capital Outlay	11,392	9,344	2,048
Other	<u>87,205</u>	<u>74,719</u>	<u>12,486</u>
Total Leisure Time Activities	<u>408,830</u>	<u>362,103</u>	<u>46,727</u>
<i>Total Expenditures</i>	<u>11,260,223</u>	<u>10,540,812</u>	<u>719,411</u>
<i>Excess of Revenues Over Expenditures</i>	<u>3,476,248</u>	<u>4,230,464</u>	<u>754,216</u>
Other Financing Sources (Uses)			
Sale of Fixed Assets	24,500	24,840	340
Advances In	450,000	450,000	0
Advances Out	(380,000)	(380,000)	0
Operating Transfers In	258,000	258,000	0
Operating Transfers Out	<u>(3,145,160)</u>	<u>(3,133,701)</u>	<u>11,459</u>
<i>Total Other Financing Sources (Uses)</i>	<u>(2,792,660)</u>	<u>(2,780,861)</u>	<u>11,799</u>
<i>Excess of Revenues and Other Financing Sources Over Expenditures and Other Financing Uses</i>	683,588	1,449,603	766,015
<i>Fund Balance Beginning of Year</i>	2,425,721	2,425,721	0
Residual Equity Transfer	2,743	2,743	0
Prior Year Encumbrances Appropriated	<u>62,648</u>	<u>62,648</u>	<u>0</u>
<i>Fund Balance End of Year</i>	<u><u>\$3,174,700</u></u>	<u><u>\$3,940,715</u></u>	<u><u>\$766,015</u></u>

Special Revenue Funds

Special revenue funds are established to account for the proceeds of specific revenue sources (other than for major capital projects) that are restricted by law or administrative action to expenditures for specified purposes.

Street Repair and Maintenance Fund - Required by the Ohio Revised Code to account for State gasoline tax and motor vehicle registration fees designated for maintenance of streets within the City.

Fire Levy Fund - This fund accounts for a voted real estate tax operating levy which pays for the accrued past service liability for fire disability and pension benefits.

Police Levy Fund - This fund accounts for a voted real estate tax operating levy which pays for the accrued past service liability for police disability and pension benefits.

State Highway Fund - Required by the Ohio Revised Code to account for State gasoline tax and motor vehicle registration fees designated for the maintenance of state highways within the City.

Motor Vehicle License Tax Fund - Required by the Ohio Revised Code to account for monies received from Cuyahoga County for the maintenance of public roads, highways, streets and bridges within the City.

Law Enforcement Trust Fund - Required by the Ohio Revised Code to account for monies received from the Federal Law Enforcement Agencies designated for law enforcement related purposes.

Marine Patrol Fund - To account for monies received from the State and general fund subsidies used for the operation of the City's police boat.

Recreation Center Fund - To account for membership fees, program fees, general fund subsidies and levied property tax revenue used for the operation and maintenance of the Rec-Center.

Office on Aging Fund - To account for levied property tax revenue and general fund subsidies used for the operation of the Senior Center.

Indigent Driver Alcohol Treatment Fund - Required by the Ohio Revised Code to account for 50 percent of fines received by the City for convictions related to persons whose drivers license was suspended for driving under the influence of alcohol.

Enforcement and Education Fund - To account for fines imposed under Section 4511.99 (A) of the Ohio Revised Code. These monies are used to pay costs incurred in enforcing Section 4511.99 of the Ohio Revised Code, and to educate the public about laws governing the operation of a motor vehicle under the influence of alcohol and the danger thereof.

Municipal Probation Services Fund - To account for specific court costs used to maintain ongoing probation services.

Refuse and Recycling Fund - To account for levied property tax revenue and general fund subsidies used for the recycling program, as well as the collection and hauling of rubbish.

Community Impacts Fund - To account for monies received from a railroad company to be used for costs resulting from increased usage of the Nickel Plate railroad line.

Community Diversion Program Fund - To account for monies received from Cuyahoga County to be used to help divert youth who are first time offenders of misdemeanor offenses from formal court action and to establish or expand community policing programs.

City of Rocky River, Ohio
Combining Balance Sheet
All Special Revenue Funds
December 31, 2000

	<u>Street Repair and Maintenance</u>	<u>Fire Levy</u>	<u>Police Levy</u>	<u>State Highway</u>
Assets				
Equity in Pooled Cash and Cash Equivalents	\$319,226	\$17,686	\$16,964	\$22,705
Receivables:				
Taxes	0	162,044	162,044	0
Accounts	0	0	0	0
Intergovernmental	34,157	0	0	2,769
Materials and Supplies Inventory	<u>54,858</u>	<u>0</u>	<u>0</u>	<u>0</u>
<i>Total Assets</i>	<u><u>\$408,241</u></u>	<u><u>\$179,730</u></u>	<u><u>\$179,008</u></u>	<u><u>\$25,474</u></u>
Liabilities				
Accounts Payable	\$38,479	\$0	\$0	\$0
Accrued Wages and Benefits	10,664	0	0	0
Compensated Absences Payable	5,641	0	0	0
Intergovernmental Payable	9,117	0	0	0
Deferred Revenue	<u>0</u>	<u>162,044</u>	<u>162,044</u>	<u>0</u>
<i>Total Liabilities</i>	<u>63,901</u>	<u>162,044</u>	<u>162,044</u>	<u>0</u>
Fund Equity				
Fund Balances:				
Reserved for Encumbrances	35,081	0	0	10,216
Reserved for Inventory	54,858	0	0	0
Unreserved, Undesignated	<u>254,401</u>	<u>17,686</u>	<u>16,964</u>	<u>15,258</u>
<i>Total Fund Equity</i>	<u>344,340</u>	<u>17,686</u>	<u>16,964</u>	<u>25,474</u>
<i>Total Liabilities and Fund Equity</i>	<u><u>\$408,241</u></u>	<u><u>\$179,730</u></u>	<u><u>\$179,008</u></u>	<u><u>\$25,474</u></u>

(continued)

City of Rocky River, Ohio
Combining Balance Sheet
All Special Revenue Funds (continued)
December 31, 2000

	<u>Motor Vehicle License Tax</u>	<u>Law Enforcement Trust</u>	<u>Marine Patrol</u>	<u>Recreation Center</u>
Assets				
Equity in Pooled Cash and Cash Equivalents	\$68,625	\$4,369	\$26,023	\$491,287
Receivables:				
Taxes	0	0	0	270,073
Accounts	0	0	0	1,176
Intergovernmental	2,987	0	0	0
Materials and Supplies Inventory	<u>0</u>	<u>0</u>	<u>0</u>	<u>4,252</u>
<i>Total Assets</i>	<u><u>\$71,612</u></u>	<u><u>\$4,369</u></u>	<u><u>\$26,023</u></u>	<u><u>\$766,788</u></u>
Liabilities				
Accounts Payable	\$2,132	\$0	\$154	\$27,617
Accrued Wages	1,727	0	0	8,790
Compensated Absences Payable	2,187	0	0	1,804
Intergovernmental Payable	2,572	0	453	16,690
Deferred Revenue	<u>0</u>	<u>0</u>	<u>0</u>	<u>270,073</u>
<i>Total Liabilities</i>	<u>8,618</u>	<u>0</u>	<u>607</u>	<u>324,974</u>
Fund Equity				
Fund Balances:				
Reserved for Encumbrances	4,488	187	0	79,017
Reserved for Inventory	0	0	0	4,252
Unreserved, Undesignated	<u>58,506</u>	<u>4,182</u>	<u>25,416</u>	<u>358,545</u>
<i>Total Fund Equity</i>	<u>62,994</u>	<u>4,369</u>	<u>25,416</u>	<u>441,814</u>
<i>Total Liabilities and Fund Equity</i>	<u><u>\$71,612</u></u>	<u><u>\$4,369</u></u>	<u><u>\$26,023</u></u>	<u><u>\$766,788</u></u>

<u>Office on Aging</u>	<u>Indigent Driver Alcohol Treatment</u>	<u>Enforcement and Education</u>	<u>Municipal Probation Services</u>	<u>Refuse and Recycling</u>	<u>Community Impacts</u>	<u>Community Diversion Program</u>	<u>Totals</u>
\$313,176	\$48,957	\$14,576	\$207,082	\$254,916	\$3,312	\$847	\$1,809,751
270,073	0	0	0	540,147	0	0	1,404,381
112	0	0	0	0	0	0	1,288
0	0	0	0	0	0	0	39,913
<u>34,107</u>	<u>0</u>	<u>0</u>	<u>0</u>	<u>0</u>	<u>0</u>	<u>0</u>	<u>93,217</u>
<u>\$617,468</u>	<u>\$48,957</u>	<u>\$14,576</u>	<u>\$207,082</u>	<u>\$795,063</u>	<u>\$3,312</u>	<u>\$847</u>	<u>\$3,348,550</u>
\$11,773	\$6,775	\$0	\$543	\$67,995	\$0	\$0	\$155,468
3,044	0	0	0	12,439	0	0	36,664
1,401	0	0	0	30,014	0	0	41,047
6,775	29	0	0	10,322	0	0	45,958
<u>270,073</u>	<u>0</u>	<u>0</u>	<u>0</u>	<u>540,147</u>	<u>0</u>	<u>0</u>	<u>1,404,381</u>
<u>293,066</u>	<u>6,804</u>	<u>0</u>	<u>543</u>	<u>660,917</u>	<u>0</u>	<u>0</u>	<u>1,683,518</u>
19,760	0	0	0	5,434	0	0	154,183
34,107	0	0	0	0	0	0	93,217
<u>270,535</u>	<u>42,153</u>	<u>14,576</u>	<u>206,539</u>	<u>128,712</u>	<u>3,312</u>	<u>847</u>	<u>1,417,632</u>
<u>324,402</u>	<u>42,153</u>	<u>14,576</u>	<u>206,539</u>	<u>134,146</u>	<u>3,312</u>	<u>847</u>	<u>1,665,032</u>
<u>\$617,468</u>	<u>\$48,957</u>	<u>\$14,576</u>	<u>\$207,082</u>	<u>\$795,063</u>	<u>\$3,312</u>	<u>\$847</u>	<u>\$3,348,550</u>

City of Rocky River, Ohio
*Combining Statement of Revenues, Expenditures
and Changes in Fund Balances
All Special Revenue Funds
For the Year Ended December 31, 2000*

	Street Repair and Maintenance	Fire Levy	Police Levy	State Highway
Revenues				
Property Taxes	\$0	\$137,819	\$137,719	\$0
Charges for Services	0	0	0	0
Fines, Fees and Permits	0	0	0	8,782
Intergovernmental	438,415	17,813	18,518	26,642
Other	0	0	0	0
<i>Total Revenues</i>	<u>438,415</u>	<u>155,632</u>	<u>156,237</u>	<u>35,424</u>
Expenditures				
Current:				
Security of Persons and Property	0	0	2,025	0
Public Health and Welfare	0	0	0	0
Transportation	1,028,830	0	0	42,346
Basic Utility Services	0	0	0	0
Leisure Time Activities	0	0	0	0
Debt Service:				
Principal Retirement	0	5,035	13,405	0
Interest and Fiscal Charges	0	15,105	17,603	0
<i>Total Expenditures</i>	<u>1,028,830</u>	<u>20,140</u>	<u>33,033</u>	<u>42,346</u>
<i>Excess of Revenues Over (Under) Expenditures</i>	<u>(590,415)</u>	<u>135,492</u>	<u>123,204</u>	<u>(6,922)</u>
Other Financing Sources (Uses)				
Operating Transfers In	662,685	0	0	0
Operating Transfers Out	(75,000)	(135,000)	(123,000)	0
<i>Total Other Financing Sources (Uses)</i>	<u>587,685</u>	<u>(135,000)</u>	<u>(123,000)</u>	<u>0</u>
<i>Excess of Revenues and Other Financing Sources Over (Under) Expenditures and Other Financing Uses</i>	(2,730)	492	204	(6,922)
<i>Fund Balances Beginning of Year</i>	346,170	17,194	16,760	32,396
Increase (Decrease) in Reserve for Inventory	900	0	0	0
<i>Fund Balances End of Year</i>	<u><u>\$344,340</u></u>	<u><u>\$17,686</u></u>	<u><u>\$16,964</u></u>	<u><u>\$25,474</u></u>

Motor Vehicle License Tax	Law Enforcement Trust	Marine Patrol	Recreation Center	Office on Aging	Indigent Driver Alcohol Treatment
\$0	\$0	\$0	\$229,698	\$229,698	\$0
0	0	0	1,023,302	491,069	0
0	1,345	0	0	0	42,584
42,820	0	30,000	30,697	30,697	0
0	0	0	0	1,340	0
<u>42,820</u>	<u>1,345</u>	<u>30,000</u>	<u>1,283,697</u>	<u>752,804</u>	<u>42,584</u>
0	6,518	52,449	0	0	29,651
0	0	0	0	981,084	0
270,776	0	0	0	0	0
0	0	0	0	0	0
0	0	0	1,811,345	0	0
0	0	0	0	0	0
0	0	0	0	0	0
<u>270,776</u>	<u>6,518</u>	<u>52,449</u>	<u>1,811,345</u>	<u>981,084</u>	<u>29,651</u>
<u>(227,956)</u>	<u>(5,173)</u>	<u>(22,449)</u>	<u>(527,648)</u>	<u>(228,280)</u>	<u>12,933</u>
272,695	0	30,000	904,500	433,840	0
<u>(25,000)</u>	<u>0</u>	<u>0</u>	<u>(137,785)</u>	<u>(137,785)</u>	<u>0</u>
<u>247,695</u>	<u>0</u>	<u>30,000</u>	<u>766,715</u>	<u>296,055</u>	<u>0</u>
19,739	(5,173)	7,551	239,067	67,775	12,933
43,255	9,542	17,865	203,945	253,728	29,220
0	0	0	(1,198)	2,899	0
<u>\$62,994</u>	<u>\$4,369</u>	<u>\$25,416</u>	<u>\$441,814</u>	<u>\$324,402</u>	<u>\$42,153</u>

(continued)

City of Rocky River, Ohio
*Combining Statement of Revenues, Expenditures
and Changes in Fund Balances
All Special Revenue Funds (continued)
For the Year Ended December 31, 2000*

	Enforcement and Education	Municipal Probation Services	Refuse and Recycling	Community Impacts	Community Diversion Program	Totals
Revenues						
Property Taxes	\$0	\$0	\$520,790	\$0	\$0	\$1,255,724
Charges for Services	0	0	0	0	0	1,514,371
Fines, Fees and Permits	5,560	55,119	0	0	0	113,390
Intergovernmental	0	0	62,857	0	0	698,459
Other	0	0	1,321	0	8,000	10,661
<i>Total Revenues</i>	<u>5,560</u>	<u>55,119</u>	<u>584,968</u>	<u>0</u>	<u>8,000</u>	<u>3,592,605</u>
Expenditures						
Current:						
Security of Persons and Property	0	3,345	0	0	7,153	101,141
Public Health and Welfare	0	0	0	0	0	981,084
Transportation	0	0	0	0	0	1,341,952
Basic Utility Services	0	0	1,344,343	0	0	1,344,343
Leisure Time Activities	0	0	0	0	0	1,811,345
Debt Service:						
Principal Retirement	0	0	0	0	0	18,440
Interest and Fiscal Charges	0	0	0	0	0	32,708
<i>Total Expenditures</i>	<u>0</u>	<u>3,345</u>	<u>1,344,343</u>	<u>0</u>	<u>7,153</u>	<u>5,631,013</u>
<i>Excess of Revenues Over (Under) Expenditures</i>	<u>5,560</u>	<u>51,774</u>	<u>(759,375)</u>	<u>0</u>	<u>847</u>	<u>(2,038,408)</u>
Other Financing Sources (Uses)						
Operating Transfers In	0	0	792,585	0	0	3,096,305
Operating Transfers Out	0	0	(75,000)	0	0	(708,570)
<i>Total Other Financing Sources (Uses)</i>	<u>0</u>	<u>0</u>	<u>717,585</u>	<u>0</u>	<u>0</u>	<u>2,387,735</u>
<i>Excess of Revenues and Other Financing Sources Over (Under) Expenditures and Other Financing Uses</i>	<u>5,560</u>	<u>51,774</u>	<u>(41,790)</u>	<u>0</u>	<u>847</u>	<u>349,327</u>
<i>Fund Balances Beginning of Year</i>	9,016	154,765	175,936	3,312	0	1,313,104
Increase (Decrease) in Reserve for Inventory	0	0	0	0	0	2,601
<i>Fund Balances End of Year</i>	<u><u>\$14,576</u></u>	<u><u>\$206,539</u></u>	<u><u>\$134,146</u></u>	<u><u>\$3,312</u></u>	<u><u>\$847</u></u>	<u><u>\$1,665,032</u></u>

City of Rocky River, Ohio
Schedule of Revenues, Expenditures and Changes
In Fund Balance - Budget (Non-GAAP Basis) and Actual
Street Repair and Maintenance Fund
For the Year Ended December 31, 2000

	Revised Budget	Actual	Variance Favorable (Unfavorable)
Revenues			
Intergovernmental	<u>\$439,843</u>	<u>\$429,403</u>	<u>(\$10,440)</u>
Expenditures			
Current:			
Transportation:			
Street Repair and Maintenance:			
Personal Services	772,605	750,910	21,695
Capital Outlay	47,541	46,312	1,229
Other	<u>278,141</u>	<u>229,019</u>	<u>49,122</u>
<i>Total Expenditures</i>	<u>1,098,287</u>	<u>1,026,241</u>	<u>72,046</u>
<i>Excess of Revenues Under Expenditures</i>	<u>(658,444)</u>	<u>(596,838)</u>	<u>61,606</u>
Other Financing Sources (Uses)			
Operating Transfers In	662,685	662,685	0
Operating Transfers Out	<u>(75,000)</u>	<u>(75,000)</u>	<u>0</u>
<i>Total Other Financing Sources (Uses)</i>	<u>587,685</u>	<u>587,685</u>	<u>0</u>
<i>Excess of Revenues and Other Financing Sources Under Expenditures and Other Financing Uses</i>	(70,759)	(9,153)	61,606
<i>Fund Balance Beginning of Year</i>	270,125	270,125	0
Prior Year Encumbrances Appropriated	<u>19,277</u>	<u>19,277</u>	<u>0</u>
<i>Fund Balance End of Year</i>	<u><u>\$218,643</u></u>	<u><u>\$280,249</u></u>	<u><u>\$61,606</u></u>

City of Rocky River, Ohio
Schedule of Revenues, Expenditures and Changes
In Fund Balance - Budget (Non-GAAP Basis) and Actual
Fire Levy Fund
For the Year Ended December 31, 2000

	<u>Revised Budget</u>	<u>Actual</u>	Variance Favorable (Unfavorable)
Revenues			
Property Taxes	\$138,405	\$137,819	(\$586)
Intergovernmental	<u>18,419</u>	<u>18,419</u>	<u>0</u>
<i>Total Revenues</i>	<u>156,824</u>	<u>156,238</u>	<u>(586)</u>
Expenditures			
Current:			
Security of Persons and Property:			
Fire:			
Other	<u>20,140</u>	<u>20,140</u>	<u>0</u>
<i>Excess of Revenues Over Expenditures</i>	136,684	136,098	(586)
Other Financing Uses			
Operating Transfers Out	<u>(135,000)</u>	<u>(135,000)</u>	<u>0</u>
<i>Excess of Revenues Over Expenditures and Other Financing Uses</i>	1,684	1,098	(586)
<i>Fund Balance Beginning of Year</i>	<u>16,589</u>	<u>16,589</u>	<u>0</u>
<i>Fund Balance End of Year</i>	<u><u>\$18,273</u></u>	<u><u>\$17,687</u></u>	<u><u>(\$586)</u></u>

City of Rocky River, Ohio
Schedule of Revenues, Expenditures and Changes
In Fund Balance - Budget (Non-GAAP Basis) and Actual
Police Levy Fund
For the Year Ended December 31, 2000

	<u>Revised Budget</u>	<u>Actual</u>	Variance Favorable (Unfavorable)
Revenues			
Property Taxes	\$138,306	\$137,719	(\$587)
Intergovernmental	<u>18,518</u>	<u>18,518</u>	<u>0</u>
<i>Total Revenues</i>	156,824	156,237	(587)
Expenditures			
Current:			
Security of Persons and Property:			
Police:			
Other	<u>33,034</u>	<u>33,033</u>	<u>1</u>
<i>Excess of Revenues Over Expenditures</i>	123,790	123,204	(586)
Other Financing Uses			
Operating Transfers Out	<u>(123,000)</u>	<u>(123,000)</u>	<u>0</u>
<i>Excess of Revenues Over Expenditures and Other Financing Uses</i>	790	204	(586)
<i>Fund Balance Beginning of Year</i>	<u>16,760</u>	<u>16,760</u>	<u>0</u>
<i>Fund Balance End of Year</i>	<u><u>\$17,550</u></u>	<u><u>\$16,964</u></u>	<u><u>(\$586)</u></u>

City of Rocky River, Ohio
Schedule of Revenues, Expenditures and Changes
In Fund Balance - Budget (Non-GAAP Basis) and Actual
State Highway Fund
For the Year Ended December 31, 2000

	Revised Budget	Actual	Variance Favorable (Unfavorable)
Revenues			
Fines, Fees and Permits	\$9,045	\$8,782	(\$263)
Intergovernmental	26,610	26,034	(576)
<i>Total Revenues</i>	35,655	34,816	(839)
Expenditures			
Current:			
Transportation:			
State Highway:			
Other	79,001	71,285	7,716
<i>Excess of Revenues Under Expenditures</i>	(43,346)	(36,469)	6,877
<i>Fund Balance Beginning of Year</i>	29,957	29,957	0
Prior Year Encumbrances Appropriated	19,001	19,001	0
<i>Fund Balance End of Year</i>	<u>\$5,612</u>	<u>\$12,489</u>	<u>\$6,877</u>

City of Rocky River, Ohio
Schedule of Revenues, Expenditures and Changes
In Fund Balance - Budget (Non-GAAP Basis) and Actual
Motor Vehicle License Tax Fund
For the Year Ended December 31, 2000

	Revised Budget	Actual	Variance Favorable (Unfavorable)
Revenues			
Intergovernmental	\$42,590	\$42,986	\$396
Expenditures			
Current:			
Transportation:			
Motor Vehicle License Tax:			
Personal Services	214,886	213,115	1,771
Capital Outlay	8,776	8,626	150
Other	69,176	52,421	16,755
<i>Total Expenditures</i>	292,838	274,162	18,676
<i>Excess of Revenues Under Expenditures</i>	(250,248)	(231,176)	19,072
Other Financing Sources (Uses)			
Operating Transfers In	272,695	272,695	0
Operating Transfers Out	(25,000)	(25,000)	0
<i>Total Other Financing Sources (Uses)</i>	247,695	247,695	0
<i>Excess of Revenues and Other Financing Sources Over (Under) Expenditures and Other Financing Uses</i>	(2,553)	16,519	19,072
<i>Fund Balance Beginning of Year</i>	45,061	45,061	0
Prior Year Encumbrances Appropriated	2,557	2,557	0
<i>Fund Balance End of Year</i>	<u>\$45,065</u>	<u>\$64,137</u>	<u>\$19,072</u>

City of Rocky River, Ohio
Schedule of Revenues, Expenditures and Changes
In Fund Balance - Budget (Non-GAAP Basis) and Actual
Law Enforcement Trust Fund
For the Year Ended December 31, 2000

	Revised Budget	Actual	Variance Favorable (Unfavorable)
Revenues			
Fines, Fees and Permits	\$1,145	\$1,345	\$200
Expenditures			
Current:			
Security of Persons and Property:			
Law Enforcement Trust:			
Materials and Supplies	5,310	5,210	100
Capital Outlay	1,650	1,495	155
Other	2,580	0	2,580
<i>Total Expenditures</i>	9,540	6,705	2,835
<i>Excess of Revenues Under Expenditures</i>	(8,395)	(5,360)	3,035
<i>Fund Balance Beginning of Year</i>	9,542	9,542	0
<i>Fund Balance End of Year</i>	\$1,147	\$4,182	\$3,035

City of Rocky River, Ohio
Schedule of Revenues, Expenditures and Changes
In Fund Balance - Budget (Non-GAAP Basis) and Actual
Marine Patrol Fund
For the Year Ended December 31, 2000

	Revised Budget	Actual	Variance Favorable (Unfavorable)
Revenues			
Intergovernmental	\$30,000	\$30,000	\$0
Expenditures			
Current:			
Security of Persons and Property:			
Marine Patrol:			
Personal Services	43,996	36,356	7,640
Capital Outlay	4,940	4,854	86
Other	20,025	10,784	9,241
<i>Total Expenditures</i>	68,961	51,994	16,967
<i>Excess of Revenues Under Expenditures</i>	(38,961)	(21,994)	16,967
Other Financing Sources			
Operating Transfers In	38,584	30,000	(8,584)
<i>Excess of Revenues and Other Financing Sources Over (Under) Expenditures</i>	(377)	8,006	8,383
<i>Fund Balance Beginning of Year</i>	18,017	18,017	0
<i>Fund Balance End of Year</i>	\$17,640	\$26,023	\$8,383

City of Rocky River, Ohio
Schedule of Revenues, Expenditures and Changes
In Fund Balance - Budget (Non-GAAP Basis) and Actual
Recreation Center Fund
For the Year Ended December 31, 2000

	Revised Budget	Actual	Variance Favorable (Unfavorable)
Revenues			
Property Taxes	\$230,665	\$229,698	(\$967)
Charges for Services	995,560	1,022,162	26,602
Intergovernmental	30,697	30,697	0
<i>Total Revenues</i>	<u>1,256,922</u>	<u>1,282,557</u>	<u>25,635</u>
Expenditures			
Current:			
Leisure Time Activities:			
Recreation Center:			
Personal Services	1,191,034	1,160,428	30,606
Capital Outlay	59,625	38,240	21,385
Other	807,407	677,819	129,588
<i>Total Expenditures</i>	<u>2,058,066</u>	<u>1,876,487</u>	<u>181,579</u>
<i>Excess of Revenues Under Expenditures</i>	<u>(801,144)</u>	<u>(593,930)</u>	<u>207,214</u>
Other Financing Sources (Uses)			
Operating Transfers In	904,500	904,500	0
Operating Transfers Out	(137,785)	(137,785)	0
<i>Total Other Financing Sources (Uses)</i>	<u>766,715</u>	<u>766,715</u>	<u>0</u>
<i>Excess of Revenues and Other Financing Sources Over (Under) Expenditures and Other Financing Uses</i>	(34,429)	172,785	207,214
<i>Fund Balance Beginning of Year</i>	201,523	201,523	0
Prior Year Encumbrances Appropriated	<u>32,403</u>	<u>32,403</u>	<u>0</u>
<i>Fund Balance End of Year</i>	<u><u>\$199,497</u></u>	<u><u>\$406,711</u></u>	<u><u>\$207,214</u></u>

City of Rocky River, Ohio
Schedule of Revenues, Expenditures and Changes
In Fund Balance - Budget (Non-GAAP Basis) and Actual
Office on Aging Fund
For the Year Ended December 31, 2000

	Revised Budget	Actual	Variance Favorable (Unfavorable)
Revenues			
Property Taxes	\$230,665	\$229,698	(\$967)
Charges for Services	483,910	491,069	7,159
Intergovernmental	30,697	30,697	0
Other	2,595	1,228	(1,367)
<i>Total Revenues</i>	<u>747,867</u>	<u>752,692</u>	<u>4,825</u>
Expenditures			
Current:			
Public Health and Welfare:			
Office on Aging:			
Personal Services	502,898	486,471	16,427
Capital Outlay	29,190	20,173	9,017
Other	514,575	486,617	27,958
<i>Total Expenditures</i>	<u>1,046,663</u>	<u>993,261</u>	<u>53,402</u>
<i>Excess of Revenues Under Expenditures</i>	<u>(298,796)</u>	<u>(240,569)</u>	<u>58,227</u>
Other Financing Sources (Uses)			
Operating Transfers In	433,840	433,840	0
Operating Transfers Out	(137,785)	(137,785)	0
<i>Total Other Financing Sources (Uses)</i>	<u>296,055</u>	<u>296,055</u>	<u>0</u>
<i>Excess of Revenues and Other Financing Sources Over (Under) Expenditures and Other Financing Uses</i>	(2,741)	55,486	58,227
<i>Fund Balance Beginning of Year</i>	229,400	229,400	0
Prior Year Encumbrances Appropriated	<u>5,715</u>	<u>5,715</u>	<u>0</u>
<i>Fund Balance End of Year</i>	<u><u>\$232,374</u></u>	<u><u>\$290,601</u></u>	<u><u>\$58,227</u></u>

City of Rocky River, Ohio
Schedule of Revenues, Expenditures and Changes
In Fund Balance - Budget (Non-GAAP Basis) and Actual
Indigent Driver Alcohol Treatment Fund
For the Year Ended December 31, 2000

	<u>Revised Budget</u>	<u>Actual</u>	<u>Variance Favorable (Unfavorable)</u>
Revenues			
Fines, Fees and Permits	\$42,190	\$42,584	\$394
Expenditures			
Current:			
Security of Persons and Property:			
Indigent Driver Alcohol Treatment:			
Other	<u>63,481</u>	<u>29,610</u>	<u>33,871</u>
<i>Excess of Revenues Over (Under) Expenditures</i>	(21,291)	12,974	34,265
Fund Balance Beginning of Year	<u>33,483</u>	<u>33,483</u>	<u>0</u>
<i>Fund Balance End of Year</i>	<u><u>\$12,192</u></u>	<u><u>\$46,457</u></u>	<u><u>\$34,265</u></u>

City of Rocky River, Ohio
Schedule of Revenues, Expenditures and Changes
In Fund Balance - Budget (Non-GAAP Basis) and Actual
Enforcement and Education Fund
For the Year Ended December 31, 2000

	<u>Revised Budget</u>	<u>Actual</u>	<u>Variance Favorable (Unfavorable)</u>
Revenues			
Fines, Fees and Permits	\$4,835	\$5,560	\$725
Expenditures			
Current:			
Security of Persons and Property:			
Enforcement and Education:			
Other	<u>9,015</u>	<u>0</u>	<u>9,015</u>
<i>Excess of Revenues Over (Under) Expenditures</i>	(4,180)	5,560	9,740
<i>Fund Balance Beginning of Year</i>	<u>9,016</u>	<u>9,016</u>	<u>0</u>
<i>Fund Balance End of Year</i>	<u><u>\$4,836</u></u>	<u><u>\$14,576</u></u>	<u><u>\$9,740</u></u>

City of Rocky River, Ohio
Schedule of Revenues, Expenditures and Changes
In Fund Balance - Budget (Non-GAAP Basis) and Actual
Municipal Probation Services Fund
For the Year Ended December 31, 2000

	<u>Revised Budget</u>	<u>Actual</u>	<u>Variance Favorable (Unfavorable)</u>
Revenues			
Fines, Fees and Permits	<u>\$55,025</u>	<u>\$55,119</u>	<u>\$94</u>
Expenditures			
Current:			
Security of Persons and Property:			
Municipal Probation Services:			
Personal Services	6,913	31	6,882
Other	<u>53,500</u>	<u>2,771</u>	<u>50,729</u>
<i>Total Expenditures</i>	<u>60,413</u>	<u>2,802</u>	<u>57,611</u>
<i>Excess of Revenues Over (Under) Expenditures</i>	(5,388)	52,317	57,705
Fund Balance Beginning of Year	<u>154,765</u>	<u>154,765</u>	<u>0</u>
<i>Fund Balance End of Year</i>	<u><u>\$149,377</u></u>	<u><u>\$207,082</u></u>	<u><u>\$57,705</u></u>

City of Rocky River, Ohio
Schedule of Revenues, Expenditures and Changes
In Fund Balance - Budget (Non-GAAP Basis) and Actual
Refuse and Recycling Fund
For the Year Ended December 31, 2000

	Revised Budget	Actual	Variance Favorable (Unfavorable)
Revenues			
Property Taxes	\$522,730	\$520,790	(\$1,940)
Intergovernmental	61,865	62,857	992
Other	1,025	1,321	296
<i>Total Revenues</i>	<u>585,620</u>	<u>584,968</u>	<u>(652)</u>
Expenditures			
Current:			
Basic Utility Services:			
Refuse and Recycling:			
Personal Services	817,734	805,833	11,901
Capital Outlay	4,000	3,628	372
Other	512,997	500,785	12,212
<i>Total Expenditures</i>	<u>1,334,731</u>	<u>1,310,246</u>	<u>24,485</u>
<i>Excess of Revenues Under Expenditures</i>	<u>(749,111)</u>	<u>(725,278)</u>	<u>23,833</u>
Other Financing Sources (Uses)			
Operating Transfers In	792,585	792,585	0
Operating Transfers Out	(75,000)	(75,000)	0
<i>Total Other Financing Sources (Uses)</i>	<u>717,585</u>	<u>717,585</u>	<u>0</u>
<i>Excess of Revenues and Other Financing Sources Under Expenditures and Other Financing Uses</i>	<u>(31,526)</u>	<u>(7,693)</u>	<u>23,833</u>
<i>Fund Balance Beginning of Year</i>	236,994	236,994	0
Prior Year Encumbrances Appropriated	<u>5,047</u>	<u>5,047</u>	<u>0</u>
<i>Fund Balance End of Year</i>	<u><u>\$210,515</u></u>	<u><u>\$234,348</u></u>	<u><u>\$23,833</u></u>

City of Rocky River, Ohio
Schedule of Revenues, Expenditures and Changes
In Fund Balance - Budget (Non-GAAP Basis) and Actual
Community Impacts Fund
For the Year Ended December 31, 2000

	<u>Revised Budget</u>	<u>Actual</u>	<u>Variance Favorable (Unfavorable)</u>
Revenues			
Contributions and Donations	\$0	\$0	\$0
Expenditures			
Current:			
Basic Utility Services:			
Commercial Impacts:			
Personal Services	<u>3,000</u>	<u>0</u>	<u>3,000</u>
<i>Excess of Revenues Under Expenditures</i>	(3,000)	0	3,000
<i>Fund Balance Beginning of Year</i>	<u>3,312</u>	<u>3,312</u>	<u>0</u>
<i>Fund Balance End of Year</i>	<u><u>\$312</u></u>	<u><u>\$3,312</u></u>	<u><u>\$3,000</u></u>

City of Rocky River, Ohio
Schedule of Revenues, Expenditures and Changes
In Fund Balance - Budget (Non-GAAP Basis) and Actual
Community Diversion Program Fund
For the Year Ended December 31, 2000

	Revised Budget	Actual	Variance Favorable (Unfavorable)
Revenues			
Other	\$9,000	\$8,000	(\$1,000)
Expenditures			
Current:			
Security of Persons and Property:			
Commercial Diver Program:			
Personal Services	3,125	2,099	1,026
Capital Outlay	4,700	4,695	5
Other	1,175	359	816
<i>Total Expenditures</i>	<u>9,000</u>	<u>7,153</u>	<u>1,847</u>
<i>Excess of Revenues Over Expenditures</i>	0	847	847
<i>Fund Balance Beginning of Year</i>	<u>0</u>	<u>0</u>	<u>0</u>
<i>Fund Balance End of Year</i>	<u><u>\$0</u></u>	<u><u>\$847</u></u>	<u><u>\$847</u></u>

City of Rocky River, Ohio
Schedule of Revenues, Expenditures and Changes
In Fund Balances - Budget (Non-GAAP Basis) and Actual
All Special Revenue Funds
For the Year Ended December 31, 2000

	Revised Budget	Actual	Variance Favorable (Unfavorable)
Revenues			
Property Taxes	\$1,260,771	\$1,255,724	(\$5,047)
Charges for Services	1,479,470	1,513,231	33,761
Fines, Fees and Permits	112,240	113,390	1,150
Intergovernmental	699,239	689,611	(9,628)
Other	12,620	10,549	(2,071)
<i>Total Revenues</i>	<u>3,564,340</u>	<u>3,582,505</u>	<u>18,165</u>
Expenditures			
Current:			
Security of Persons and Property:			
Fire Levy Fund	20,140	20,140	0
Police Levy Fund	33,034	33,033	1
Law Enforcement Trust Fund	9,540	6,705	2,835
Marine Patrol Fund	68,961	51,994	16,967
Indigent Driver Alcohol Treatment Fund	63,481	29,610	33,871
Enforcement and Education Fund	9,015	0	9,015
Municipal Probation Services Fund	60,413	2,802	57,611
Community Diversion Program Fund	9,000	7,153	1,847
Total Security of Persons and Property	<u>273,584</u>	<u>151,437</u>	<u>122,147</u>
Public Health and Welfare:			
Office on Aging Fund	1,046,663	993,261	53,402
Transportation:			
Street Repair and Maintenance Fund	1,098,287	1,026,241	72,046
State Highway Fund	79,001	71,285	7,716
Motor Vehicle License Tax Fund	292,838	274,162	18,676
Total Transportation	<u>1,470,126</u>	<u>1,371,688</u>	<u>98,438</u>
Basic Utility Services:			
Refuse and Recycling Fund	1,334,731	1,310,246	24,485
Community Impacts Fund	3,000	0	3,000
Total Basic Utility Services	<u>1,337,731</u>	<u>1,310,246</u>	<u>27,485</u>
Leisure Time Activities:			
Recreation Center Fund	2,058,066	1,876,487	181,579
<i>Total Expenditures</i>	<u>6,186,170</u>	<u>5,703,119</u>	<u>483,051</u>
<i>Excess of Revenues Under Expenditures</i>	<u>(\$2,621,830)</u>	<u>(\$2,120,614)</u>	<u>\$501,216</u> (continued)

City of Rocky River, Ohio
Schedule of Revenues, Expenditures and Changes
In Fund Balances - Budget (Non-GAAP Basis) and Actual
All Special Revenue Funds (continued)

	Revised Budget	Actual	Variance Favorable (Unfavorable)
Other Financing Sources (Uses):			
Operating Transfers In	\$3,104,889	\$3,096,305	(\$8,584)
Operating Transfers Out	(708,570)	(708,570)	0
<i>Total Other Financing Sources (Uses)</i>	<i>2,396,319</i>	<i>2,387,735</i>	<i>(8,584)</i>
<i>Excess of Revenues and Other Financing Sources Over (Under) Expenditures and Other Financing Uses</i>	<i>(225,511)</i>	<i>267,121</i>	<i>492,632</i>
<i>Fund Balances Beginning of Year</i>	<i>1,274,544</i>	<i>1,274,544</i>	<i>0</i>
Prior Year Encumbrances Appropriated	84,000	84,000	0
<i>Fund Balances End of Year</i>	<i>\$1,133,033</i>	<i>\$1,625,665</i>	<i>\$492,632</i>

Debt Service Funds

The debt service funds are used to account for the accumulation of financial resources for, and the payment of, general long-term debt principal, interest, and related costs.

General Obligation Bond Retirement Fund - To account for transfers in that are utilized for the repayment of general obligation bonds of the City.

Special Assessment Bond Retirement Fund - To account for the collection of special assessments levied against the benefitted properties for the payment of special assessment bonds and related interest.

City of Rocky River, Ohio
Combining Balance Sheet
All Debt Service Funds
December 31, 2000

	General Obligation Bond Retirement	Special Assessment Bond Retirement	Totals
	<u> </u>	<u> </u>	<u> </u>
Assets			
Equity in Pooled Cash and Cash Equivalents	\$114,415	\$12,058	\$126,473
Cash and Cash Equivalents with Fiscal Agents	5,000	0	5,000
Special Assessments Receivable	<u>0</u>	<u>1,526,245</u>	<u>1,526,245</u>
<i>Total Assets</i>	<u><u>\$119,415</u></u>	<u><u>\$1,538,303</u></u>	<u><u>\$1,657,718</u></u>
Liabilities			
Deferred Revenue	\$0	\$1,526,245	\$1,526,245
Matured Bonds Payable	<u>5,000</u>	<u>0</u>	<u>5,000</u>
<i>Total Liabilities</i>	5,000	1,526,245	1,531,245
Fund Equity			
Fund Balances:			
Unreserved, Undesignated	<u>114,415</u>	<u>12,058</u>	<u>126,473</u>
<i>Total Liabilities and Fund Equity</i>	<u><u>\$119,415</u></u>	<u><u>\$1,538,303</u></u>	<u><u>\$1,657,718</u></u>

City of Rocky River, Ohio
*Combining Statement of Revenues, Expenditures
and Changes in Fund Balances
All Debt Service Funds
For the Year Ended December 31, 2000*

	General Obligation Bond Retirement	Special Assessment Bond Retirement	Totals
Revenues			
Special Assessments	\$0	\$60,896	\$60,896
Expenditures			
Debt Service:			
Principal Retirement	310,000	41,000	351,000
Interest and Fiscal Charges	240,570	31,687	272,257
<i>Total Expenditures</i>	<u>550,570</u>	<u>72,687</u>	<u>623,257</u>
<i>Excess of Revenues Under Expenditures</i>	(550,570)	(11,791)	(562,361)
Other Financing Sources			
Operating Transfers In	<u>550,570</u>	<u>12,396</u>	<u>562,966</u>
<i>Excess of Revenues and Other Financing Sources Over Expenditures</i>	0	605	605
<i>Fund Balances Beginning of Year</i>	<u>114,415</u>	<u>11,453</u>	<u>125,868</u>
<i>Fund Balances End of Year</i>	<u><u>\$114,415</u></u>	<u><u>\$12,058</u></u>	<u><u>\$126,473</u></u>

City of Rocky River, Ohio
Schedule of Revenues, Expenditures and Changes
In Fund Balance - Budget (Non-GAAP Basis) and Actual
General Obligation Bond Retirement Fund
For the Year Ended December 31, 2000

	Revised Budget	Actual	Variance Favorable (Unfavorable)
Revenues	<u>\$0</u>	<u>\$0</u>	<u>\$0</u>
Expenditures			
Debt Service:			
Principal Retirement:			
Recreation Center	310,000	310,000	0
Interest and Fiscal Charges:			
Recreation Center	<u>240,570</u>	<u>240,570</u>	<u>0</u>
<i>Total Expenditures</i>	<u>550,570</u>	<u>550,570</u>	<u>0</u>
<i>Excess of Revenues Under Expenditures</i>	(550,570)	(550,570)	0
Other Financing Sources			
Operating Transfers In	<u>550,570</u>	<u>550,570</u>	<u>0</u>
<i>Excess of Revenues and Other Financing Sources Over Expenditures</i>	0	0	0
<i>Fund Balance Beginning of Year</i>	<u>114,415</u>	<u>114,415</u>	<u>0</u>
<i>Fund Balance End of Year</i>	<u><u>\$114,415</u></u>	<u><u>\$114,415</u></u>	<u><u>\$0</u></u>

City of Rocky River, Ohio
Schedule of Revenues, Expenditures and Changes
In Fund Balance - Budget (Non-GAAP Basis) and Actual
Special Assessment Bond Retirement Fund
For the Year Ended December 31, 2000

	Revised Budget	Actual	Variance Favorable (Unfavorable)
Revenues			
Special Assessments	\$60,200	\$60,896	\$696
Expenditures			
Current:			
General Government	2,000	1,409	591
Debt Service:			
Principal Retirement:			
Erosion Control	20,000	20,000	0
Carney Breakwall	21,000	21,000	0
Interest and Fiscal Charges:			
Erosion Control	28,650	28,650	0
Carney Breakwall	1,628	1,628	0
<i>Total Expenditures</i>	<u>73,278</u>	<u>72,687</u>	<u>591</u>
<i>Excess of Revenues Under Expenditures</i>	<u>(13,078)</u>	<u>(11,791)</u>	<u>1,287</u>
Other Financing Sources (Uses)			
Operating Transfers In	12,396	12,396	0
Operating Transfers Out	<u>(1,579)</u>	<u>0</u>	<u>1,579</u>
Total Other Financing Sources (Uses)	<u>10,817</u>	<u>12,396</u>	<u>1,579</u>
<i>Excess of Revenues and Other Financing Sources Over (Under) Expenditures and Other Financing Uses</i>	(2,261)	605	2,866
<i>Fund Balance Beginning of Year</i>	<u>11,453</u>	<u>11,453</u>	<u>0</u>
<i>Fund Balance End of Year</i>	<u><u>\$9,192</u></u>	<u><u>\$12,058</u></u>	<u><u>\$2,866</u></u>

City of Rocky River, Ohio
Schedule of Revenues, Expenditures and Changes
In Fund Balances - Budget (Non-GAAP Basis) and Actual
All Debt Service Funds
For the Year Ended December 31, 2000

	<u>Revised Budget</u>	<u>Actual</u>	<u>Variance Favorable (Unfavorable)</u>
Revenue			
Special Assessments	<u>\$60,200</u>	<u>\$60,896</u>	<u>\$696</u>
 Expenditures			
Current:			
General Government:			
Special Assessment Bond Retirement Fund	<u>2,000</u>	<u>1,409</u>	<u>591</u>
 Debt Service:			
Principal Retirement:			
General Obligation Bond Retirement Fund	310,000	310,000	0
Special Assessment Bond Retirement Fund	<u>41,000</u>	<u>41,000</u>	<u>0</u>
Total Principal Retirement	<u>351,000</u>	<u>351,000</u>	<u>0</u>
 Interest and Fiscal Charges:			
General Obligation Bond Retirement Fund	240,570	240,570	0
Special Assessment Bond Retirement Fund	<u>30,278</u>	<u>30,278</u>	<u>0</u>
Total Interest and Fiscal Charges	<u>270,848</u>	<u>270,848</u>	<u>0</u>
 <i>Total Expenditures</i>	<u>623,848</u>	<u>623,257</u>	<u>591</u>
 <i>Excess of Revenues Under Expenditures</i>	<u>(563,648)</u>	<u>(562,361)</u>	<u>1,287</u>
 Other Financing Sources (Uses)			
Operating Transfers In	562,966	562,966	0
Operating Transfers Out	<u>(1,579)</u>	<u>0</u>	<u>(1,579)</u>
 <i>Total Other Financing Sources (Uses)</i>	<u>561,387</u>	<u>562,966</u>	<u>(1,579)</u>
 <i>Excess of Revenues and Other Financing Sources Over (Under) Expenditures and Other Financing Uses</i>	<u>(2,261)</u>	<u>605</u>	<u>2,866</u>
 <i>Fund Balances Beginning of Year</i>	<u>125,868</u>	<u>125,868</u>	<u>0</u>
 <i>Fund Balances End of Year</i>	<u><u>\$123,607</u></u>	<u><u>\$126,473</u></u>	<u><u>\$2,866</u></u>

This Page Intentionally Left Blank

Capital Projects Funds

Capital Projects funds account for financial resources to be used for the acquisition or construction of major capital facilities (other than those financed by proprietary or trust funds).

Capital Improvement Fund - To account for the various capital projects of the City financed by tax monies, note proceeds and general fund subsidies.

Equipment Replacement Fund - To account for liquor permit revenues and transfers to provide for the future replacement of equipment.

Permanent Improvement Fund - To account for inheritance tax and other state levied shared monies restricted by the City for expenditures related to permanent improvements.

Municipal Court Capital Improvement Fund - To account for specific court costs created to maintain operating and capital needs of the Municipal Court.

City of Rocky River, Ohio

Combining Balance Sheet

All Capital Projects Funds

December 31, 2000

	<u>Capital Improvement</u>	<u>Equipment Replacement</u>	<u>Permanent Improvement</u>
Assets			
Equity in Pooled Cash and Cash Equivalents	\$2,927,217	\$246,985	\$1,461,736
Receivables:			
Taxes	540,147	0	0
Accounts	294	0	0
Interfund	0	0	242,000
Accrued Interest	0	0	0
Intergovernmental	0	0	266,662
<i>Total Assets</i>	<u><u>\$3,467,658</u></u>	<u><u>\$246,985</u></u>	<u><u>\$1,970,398</u></u>
Liabilities			
Accounts Payable	\$477	\$0	\$0
Contracts Payable	275,077	0	0
Retainage Payable	66,295	0	0
Intergovernmental Payable	0	0	0
Deferred Revenue	540,147	0	0
Accrued Interest Payable	99,757	0	0
Notes Payable	2,500,000	0	0
<i>Total Liabilities</i>	<u><u>3,481,753</u></u>	<u><u>0</u></u>	<u><u>0</u></u>
Fund Equity			
Fund Balances (Deficit):			
Reserved for Encumbrances	1,920,552	213,573	0
Unreserved, Undesignated	(1,934,647)	33,412	1,970,398
<i>Total Fund Equity (Deficit)</i>	<u><u>(14,095)</u></u>	<u><u>246,985</u></u>	<u><u>1,970,398</u></u>
<i>Total Liabilities and Fund Equity</i>	<u><u>\$3,467,658</u></u>	<u><u>\$246,985</u></u>	<u><u>\$1,970,398</u></u>

<u>Municipal Court Capital Improvement</u>	<u>Totals</u>
\$1,263,142	\$5,899,080
0	540,147
0	294
0	242,000
267	267
<u>0</u>	<u>266,662</u>
<u>\$1,263,409</u>	<u>\$6,948,450</u>
\$2,146	\$2,623
71,250	346,327
0	66,295
426	426
0	540,147
0	99,757
<u>0</u>	<u>2,500,000</u>
<u>73,822</u>	<u>3,555,575</u>
309,841	2,443,966
<u>879,746</u>	<u>948,909</u>
<u>1,189,587</u>	<u>3,392,875</u>
<u>\$1,263,409</u>	<u>\$6,948,450</u>

City of Rocky River, Ohio
*Combining Statement of Revenues, Expenditures
and Changes in Fund Balances
All Capital Projects Funds
For the Year Ended December 31, 2000*

	<u>Capital Improvement</u>	<u>Equipment Replacement</u>	<u>Permanent Improvement</u>
Revenues			
Property Taxes	\$437,971	\$0	\$0
Intergovernmental	61,395	26,019	2,407,154
Special Assessments	3,267	0	0
Interest	120,595	0	0
Other Local Taxes	88,761	0	0
Other	3,511	0	0
<i>Total Revenues</i>	<u>715,500</u>	<u>26,019</u>	<u>2,407,154</u>
Expenditures			
Capital Outlay	6,237,968	608,738	0
Debt Service:			
Principal Retirement	0	0	0
Interest and Fiscal Charges	110,507	0	0
<i>Total Expenditures</i>	<u>6,348,475</u>	<u>608,738</u>	<u>0</u>
<i>Excess of Revenues Over (Under) Expenditures</i>	<u>(5,632,975)</u>	<u>(582,719)</u>	<u>2,407,154</u>
Other Financing Sources (Uses)			
Proceeds of Bonds	360,000	0	0
Operating Transfers In	2,850,000	445,000	0
Operating Transfers Out	0	0	(3,295,000)
<i>Total Other Financing Sources (Uses)</i>	<u>3,210,000</u>	<u>445,000</u>	<u>(3,295,000)</u>
<i>Excess of Revenues and Other Financing Sources Over (Under) Expenditures and Other Financing Uses</i>	<u>(2,422,975)</u>	<u>(137,719)</u>	<u>(887,846)</u>
Fund Balances Beginning of Year	<u>2,408,880</u>	<u>384,704</u>	<u>2,858,244</u>
<i>Fund Balances (Deficit) End of Year</i>	<u><u>(\$14,095)</u></u>	<u><u>\$246,985</u></u>	<u><u>\$1,970,398</u></u>

<u>Municipal Court Capital Improvement</u>	<u>Totals</u>
\$0	\$437,971
721,737	3,216,305
0	3,267
11,795	132,390
0	88,761
0	3,511
<u>733,532</u>	<u>3,882,205</u>
167,671	7,014,377
0	0
0	110,507
<u>167,671</u>	<u>7,124,884</u>
<u>565,861</u>	<u>(3,242,679)</u>
0	360,000
0	3,295,000
0	(3,295,000)
<u>0</u>	<u>360,000</u>
565,861	(2,882,679)
<u>623,726</u>	<u>6,275,554</u>
<u>\$1,189,587</u>	<u>\$3,392,875</u>

City of Rocky River, Ohio
Schedule of Revenues, Expenditures and Changes
In Fund Balance - Budget (Non-GAAP Basis) and Actual
Capital Improvement Fund
For the Year Ended December 31, 2000

	Revised Budget	Actual	Variance Favorable (Unfavorable)
Revenues			
Property Taxes	\$461,335	\$459,395	(\$1,940)
Intergovernmental	61,395	61,395	0
Special Assessments	4,610	3,267	(1,343)
Interest	119,625	120,595	970
Other Local Taxes	85,000	88,761	3,761
Other	0	3,217	3,217
<i>Total Revenues</i>	<u>731,965</u>	<u>736,630</u>	<u>4,665</u>
Expenditures			
Capital Outlay	8,619,823	8,173,953	445,870
Debt Service:			
Principal Retirement	375,000	375,000	0
Interest and Fiscal Charges	10,960	10,750	210
<i>Total Expenditures</i>	<u>9,005,783</u>	<u>8,559,703</u>	<u>446,080</u>
<i>Excess of Revenues Under Expenditures</i>	<u>(8,273,818)</u>	<u>(7,823,073)</u>	<u>450,745</u>
Other Financing Sources			
Proceeds of Bonds	360,000	360,000	0
Proceeds of Notes	2,875,000	2,875,000	0
Advances In	387,446	387,446	0
Operating Transfers In	2,851,579	2,850,000	(1,579)
<i>Total Other Financing Sources</i>	<u>6,474,025</u>	<u>6,472,446</u>	<u>(1,579)</u>
<i>Excess of Revenues and Other Financing Sources Under Expenditures and Other Financing Uses</i>	<u>(1,799,793)</u>	<u>(1,350,627)</u>	<u>449,166</u>
<i>Fund Balance Beginning of Year</i>	1,462,911	1,462,911	0
Prior Year Encumbrances Appropriated	<u>626,511</u>	<u>626,511</u>	<u>0</u>
<i>Fund Balance End of Year</i>	<u><u>\$289,629</u></u>	<u><u>\$738,795</u></u>	<u><u>\$449,166</u></u>

City of Rocky River, Ohio
Schedule of Revenues, Expenditures and Changes
In Fund Balance - Budget (Non-GAAP Basis) and Actual
Equipment Replacement Fund
For the Year Ended December 31, 2000

	Revised Budget	Actual	Variance Favorable (Unfavorable)
Revenues			
Intergovernmental	\$25,665	\$26,019	\$354
Expenditures			
Capital Outlay	848,505	822,311	26,194
<i>Excess of Revenues Under Expenditures</i>	(822,840)	(796,292)	26,548
Other Financing Sources			
Operating Transfers In	445,000	445,000	0
<i>Excess of Revenues and Other Financing Sources Under Expenditures</i>	(377,840)	(351,292)	26,548
<i>Fund Balance Beginning of Year</i>	73,199	73,199	0
Prior Year Encumbrances Appropriated	311,505	311,505	0
<i>Fund Balance End of Year</i>	<u>\$6,864</u>	<u>\$33,412</u>	<u>\$26,548</u>

City of Rocky River, Ohio
Schedule of Revenues, Expenditures and Changes
In Fund Balance - Budget (Non-GAAP Basis) and Actual
Permanent Improvement Fund
For the Year Ended December 31, 2000

	Revised Budget	Actual	Variance Favorable (Unfavorable)
Revenues			
Intergovernmental	\$2,005,000	\$2,396,359	\$391,359
Expenditures	<u>0</u>	<u>0</u>	<u>0</u>
<i>Excess of Revenues Over Expenditures</i>	<u>2,005,000</u>	<u>2,396,359</u>	<u>391,359</u>
Other Financing Uses			
Advances Out	(242,000)	(242,000)	0
Operating Transfers Out	<u>(3,295,000)</u>	<u>(3,295,000)</u>	<u>0</u>
<i>Total Other Financing Uses</i>	<u>(3,537,000)</u>	<u>(3,537,000)</u>	<u>0</u>
<i>Excess of Revenues Under Expenditures and Other Financing Uses</i>	(1,532,000)	(1,140,641)	391,359
<i>Fund Balance Beginning of Year</i>	<u>2,602,377</u>	<u>2,602,377</u>	<u>0</u>
<i>Fund Balance End of Year</i>	<u><u>\$1,070,377</u></u>	<u><u>\$1,461,736</u></u>	<u><u>\$391,359</u></u>

City of Rocky River, Ohio
Schedule of Revenues, Expenditures and Changes
In Fund Balance - Budget (Non-GAAP Basis) and Actual
Municipal Court Capital Improvement Fund
For the Year Ended December 31, 2000

	Revised Budget	Actual	Variance Favorable (Unfavorable)
Revenues			
Intergovernmental	\$720,655	\$721,737	\$1,082
Interest	6,090	11,528	5,438
<i>Total Revenues</i>	726,745	733,265	6,520
Expenditures			
Capital Outlay	649,805	419,728	230,077
<i>Excess of Revenues Over Expenditures</i>	76,940	313,537	236,597
<i>Fund Balance Beginning of Year</i>	512,486	512,486	0
Prior Year Encumbrances Appropriated	111,482	111,482	0
<i>Fund Balance End of Year</i>	\$700,908	\$937,505	\$236,597

City of Rocky River, Ohio
Schedule of Revenues, Expenditures and Changes
In Fund Balances - Budget (Non-GAAP Basis) and Actual
All Capital Projects Funds
For the Year Ended December 31, 2000

	Revised Budget	Actual	Variance Favorable (Unfavorable)
Revenues			
Property Taxes	\$461,335	\$459,395	(\$1,940)
Intergovernmental	2,812,715	3,205,510	392,795
Special Assessments	4,610	3,267	(1,343)
Interest	125,715	132,123	6,408
Other Local Taxes	85,000	88,761	3,761
Other	0	3,217	3,217
<i>Total Revenues</i>	<u>3,489,375</u>	<u>3,892,273</u>	<u>402,898</u>
Expenditures			
Capital Outlay:			
Capital Improvement Fund	8,619,823	8,173,953	445,870
Equipment Replacement Fund	848,505	822,311	26,194
Municipal Court Capital Improvement Fund	649,805	419,728	230,077
Total Capital Outlay	<u>10,118,133</u>	<u>9,415,992</u>	<u>702,141</u>
Debt Service:			
Principal Retirement:			
Capital Improvement Fund	375,000	375,000	0
Interest and Fiscal Charges:			
Capital Improvement Fund	10,960	10,750	210
<i>Total Expenditures</i>	<u>10,504,093</u>	<u>9,801,742</u>	<u>702,351</u>
<i>Excess of Revenues Under Expenditures</i>	<u>(7,014,718)</u>	<u>(5,909,469)</u>	<u>1,105,249</u>
Other Financing Sources (Uses)			
Proceeds of Bonds	360,000	360,000	0
Proceeds of Notes	2,875,000	2,875,000	0
Advances In	387,446	387,446	0
Advances Out	(242,000)	(242,000)	0
Operating Transfers In	3,296,579	3,295,000	(1,579)
Operating Transfers Out	(3,295,000)	(3,295,000)	0
<i>Total Other Financing Sources (Uses)</i>	<u>3,382,025</u>	<u>3,380,446</u>	<u>(1,579)</u>
<i>Excess of Revenues and Other Financing Sources Under Expenditures and Other Financing Uses</i>	<u>(3,632,693)</u>	<u>(2,529,023)</u>	<u>1,103,670</u>
<i>Fund Balances Beginning of Year</i>	4,650,973	4,650,973	0
Prior Year Encumbrances Appropriated	<u>1,049,498</u>	<u>1,049,498</u>	<u>0</u>
<i>Fund Balances End of Year</i>	<u><u>\$2,067,778</u></u>	<u><u>\$3,171,448</u></u>	<u><u>\$1,103,670</u></u>

Enterprise Fund

To account for the City's ongoing activities that are similar to private businesses (a) where the intent is that the costs (expenses, including allocations) of providing goods or services to the general public on a continuing basis be financed or recovered primarily through user charges; or (b) where it has been decided that periodic determination of revenues earned, expenses incurred, and / or net income is appropriate for capital maintenance, public policy, management control, accountability, or other purposes.

The purpose of the City's enterprise fund is to account for the collection of sewer charges and the payment of same to the Rocky River Wastewater Treatment Plant (a joint venture). This fund also accounts for the ownership and maintenance of sewer lines within the city of Rocky River and the City's investment in the Rocky River Wastewater Treatment Plant. Since there is only one enterprise fund and the level of budgetary control is not greater than that presented in the combined financial statements, no additional financial statements are presented here.

Internal Service Fund

The Internal Service Fund accounts for the financing of services provided by one department or agency to other departments or agencies of the City on a cost-reimbursement basis.

The City has one internal service fund to account for the operations of the City's insurance program for employee health benefits. Since there is only one internal service fund and the level of budgetary control is not greater than that presented in the combined financial statements, no additional financial statements are presented here.

Fiduciary Funds

Fiduciary funds are used to account for assets held by the City in a trustee capacity or as an agent for individuals, private organizations, other governments, and/or other funds. The following are the City's fiduciary fund types:

Investment Trust Fund

Individual Investment Account Fund - To account for the investing activity of the Rocky River Wastewater Treatment Plant which is managed by the City of Rocky River. The Plant is a Joint Venture between the cities of Rocky River, Bay Village, Fairview Park and Westlake.

Agency Funds

These funds are purely custodial (assets equal liabilities) and thus do not involve the measurement of results of operations.

Deposits, Fees and Miscellaneous Clearance Fund - To account for refundable deposits and miscellaneous assets held by the City.

Donations and Bequests Fund - To account for monies given to the City for the special group projects.

S. A. F. E. Fund - To account for monies received from the S. A. F. E. Council of Governments for the payment of legal expenses for the opposition to changes to the Cleveland Hopkins International Airport air traffic pattern.

Municipal Court Fund - To account for monies collected by the City's municipal court to be disbursed to various parties.

City of Rocky River, Ohio
Combining Balance Sheet
All Trust and Agency Funds
December 31, 2000

	<u>Investment Trust</u>		
	Individual		
	Investment	Agency	
	Account	Funds	Totals
	<u> </u>	<u> </u>	<u> </u>
Assets			
Equity in Pooled Cash and Cash Equivalents	\$0	\$214,632	\$214,632
Cash and Cash Equivalents:			
In Segregated Accounts	5,526,632	487,620	6,014,252
With Fiscal Agents	400,607	0	400,607
Investments with Fiscal Agents	2,923,577	0	2,923,577
Accrued Interest Receivable	101,940	0	101,940
	<u> </u>	<u> </u>	<u> </u>
<i>Total Assets</i>	<u>\$8,952,756</u>	<u>\$702,252</u>	<u>\$9,655,008</u>
 Liabilities			
Undistributed Monies	\$0	\$620,706	\$620,706
Deposits Held and Due to Others	0	81,546	81,546
	<u> </u>	<u> </u>	<u> </u>
<i>Total Liabilities</i>	0	702,252	702,252
 Fund Balance			
Reserved for Individual Investment Account	8,952,756	0	8,952,756
	<u> </u>	<u> </u>	<u> </u>
<i>Total Liabilities and Fund Balance</i>	<u>\$8,952,756</u>	<u>\$702,252</u>	<u>\$9,655,008</u>

City of Rocky River, Ohio
Combining Statement of Changes in Assets and Liabilities
All Agency Funds
For the Year Ended December 31, 2000

	Balance 1/1/00	Additions	Reductions	Balance 12/31/00
<i>Deposits, Fees and Miscellaneous Clearance</i>				
Assets				
Equity in Pooled Cash and Cash Equivalents	\$64,493	\$33,886	\$16,833	\$81,546
Liabilities				
Deposits Held and Due to Others	\$64,493	\$33,886	\$16,833	\$81,546
 <i>Donations and Bequests</i>				
Assets				
Equity in Pooled Cash and Cash Equivalents	\$95,290	\$48,545	\$40,350	\$103,485
Liabilities				
Undistributed Monies	\$95,290	\$48,545	\$40,350	\$103,485
 <i>S.A.F.E.</i>				
Assets				
Equity in Pooled Cash and Cash Equivalents	\$31,846	\$1,738	\$3,983	\$29,601
Liabilities				
Undistributed Monies	\$31,846	\$2,235	\$4,480	\$29,601
 <i>Municipal Court</i>				
Assets				
Cash and Cash Equivalents in Segregated Accounts	\$360,882	\$5,261,196	\$5,134,458	\$487,620
Liabilities				
Undistributed Monies	\$360,882	\$5,261,196	\$5,134,458	\$487,620

(continued)

City of Rocky River, Ohio
Combining Statement of Changes in Assets and Liabilities
All Agency Funds (continued)
For the Year Ended December 31, 2000

	Balance 1/1/00	Additions	Reductions	Balance 12/31/00
All Agency Funds				
Assets				
Equity in Pooled Cash and Cash Equivalents	\$191,629	\$84,169	\$61,166	\$214,632
Cash and Cash Equivalents in Segregated Accounts	360,882	5,261,196	5,134,458	487,620
<i>Total Assets</i>	<u>\$552,511</u>	<u>\$5,345,365</u>	<u>\$5,195,624</u>	<u>\$702,252</u>
Liabilities				
Undistributed Monies	\$488,018	\$5,311,976	\$5,179,288	\$620,706
Deposits Held and Due to Others	64,493	33,886	16,833	81,546
<i>Total Liabilities</i>	<u>\$552,511</u>	<u>\$5,345,862</u>	<u>\$5,196,121</u>	<u>\$702,252</u>

General Fixed Assets

The general fixed assets account group is used to account for all land, buildings, equipment and vehicles not used in the operation of the enterprise fund.

City of Rocky River, Ohio
Schedule of Changes in General Fixed Assets
By Function and Activity
For the Year Ended December 31, 2000

Function and Activity	Balance January 1, 2000	Additions	Deductions	Balance December 31, 2000
General Government				
Mayor's Office	\$14,435	\$0	\$0	\$14,435
Safety-Service Director's Office	19,778	0	0	19,778
Finance Administration	38,650	0	0	38,650
Lands and Buildings	4,573,997	282,600	2,573	4,854,024
Municipal Court	359,756	2,574	34,331	327,999
<i>Total General Government</i>	<u>5,006,616</u>	<u>285,174</u>	<u>36,904</u>	<u>5,254,886</u>
Security of Persons and Property				
Police	989,912	197,589	118,809	1,068,692
Traffic Signal	121,615	7,422	0	129,037
Fire	1,719,655	5,150	0	1,724,805
<i>Total Security of Persons and Property</i>	<u>2,831,182</u>	<u>210,161</u>	<u>118,809</u>	<u>2,922,534</u>
Transportation				
341 Yacht Club Drive	0	198,345	0	198,345
345 Yacht Club Drive	0	201,000	0	201,000
355 Yacht Club Drive	0	244,419	0	244,419
Street Construction Maintenance and Repair	969,336	216,841	51,555	1,134,622
<i>Total Transportation</i>	<u>969,336</u>	<u>860,605</u>	<u>51,555</u>	<u>1,778,386</u>
Community Environment				
Community Development	109,672	0	0	109,672
Office on Aging	1,705,384	14,272	0	1,719,656
<i>Total Community Environment</i>	<u>1,815,056</u>	<u>14,272</u>	<u>0</u>	<u>1,829,328</u>
Basic Utility Services				
Refuse Collection	2,132,407	395,779	267,655	2,260,531
Equipment Repair	3,653,429	5,850	0	3,659,279
<i>Total Basic Utility Services</i>	<u>5,785,836</u>	<u>401,629</u>	<u>267,655</u>	<u>5,919,810</u>
Leisure Time Activities				
Hall and Auditorium	150,099	0	0	150,099
Parks	2,841,263	0	0	2,841,263
Pool and Ice Rink	3,011,538	2,975	0	3,014,513
<i>Total Leisure Time Activities</i>	<u>6,002,900</u>	<u>2,975</u>	<u>0</u>	<u>6,005,875</u>
Construction in Progress	282,600	3,124,299	282,600	3,124,299
<i>Total General Fixed Assets</i>	<u><u>\$22,693,526</u></u>	<u><u>\$4,899,115</u></u>	<u><u>\$757,523</u></u>	<u><u>\$26,835,118</u></u>

City of Rocky River, Ohio
Schedule of General Fixed Assets
By Function and Type
December 31, 2000

Function and Type	Total	Land	Buildings
General Government			
Mayor's Office	\$14,435	\$0	\$0
Safety-Service Director's Office	19,778	0	0
Finance Administration	38,650	0	0
Lands and Buildings	4,854,024	288,024	3,594,975
Municipal Court	327,999	0	0
<i>Total General Government</i>	<u>5,254,886</u>	<u>288,024</u>	<u>3,594,975</u>
Security of Persons and Property			
Police	1,068,692	0	472,661
Traffic Signal	129,037	0	0
Fire	1,724,805	0	472,660
<i>Total Security of Persons and Property</i>	<u>2,922,534</u>	<u>0</u>	<u>945,321</u>
Transportation			
341 Yacht Club Drive	198,345	0	198,345
345 Yacht Club Drive	201,000	0	201,000
355 Yacht Club Drive	244,419	0	244,419
Street Construction Maintenance and Repair	1,134,622	0	0
<i>Total Transportation</i>	<u>1,778,386</u>	<u>0</u>	<u>643,764</u>
Community Environment			
Community Development	109,672	0	0
Office on Aging	1,719,656	0	1,417,774
<i>Total Community Environment</i>	<u>1,829,328</u>	<u>0</u>	<u>1,417,774</u>
Basic Utility Services			
Refuse Collection	2,260,531	0	597,260
Equipment Repair	3,659,279	20,000	3,421,964
<i>Total Basic Utility Services</i>	<u>5,919,810</u>	<u>20,000</u>	<u>4,019,224</u>
Leisure Time Activities			
Hall and Auditorium	150,099	0	0
Parks	2,841,263	644,931	1,014,893
Pool and Ice Rink	3,014,513	5,000	2,616,350
<i>Total Leisure Time Activities</i>	<u>6,005,875</u>	<u>649,931</u>	<u>3,631,243</u>
<i>Total General Fixed Assets by function</i>	<u>23,710,819</u>	<u>\$957,955</u>	<u>\$14,252,301</u>
Construction in Progress	<u>3,124,299</u>		
<i>Total General Fixed Assets</i>	<u>\$26,835,118</u>		

<u>Equipment</u>	<u>Vehicles</u>
\$0	\$14,435
0	19,778
38,650	0
971,025	0
<u>327,999</u>	<u>0</u>
<u>1,337,674</u>	<u>34,213</u>
180,225	415,806
20,263	108,774
<u>139,519</u>	<u>1,112,626</u>
<u>340,007</u>	<u>1,637,206</u>
0	0
0	0
0	0
<u>0</u>	<u>1,134,622</u>
<u>0</u>	<u>1,134,622</u>
33,896	75,776
<u>223,016</u>	<u>78,866</u>
<u>256,912</u>	<u>154,642</u>
0	1,663,271
<u>162,786</u>	<u>54,529</u>
<u>162,786</u>	<u>1,717,800</u>
150,099	0
933,623	247,816
<u>274,210</u>	<u>118,953</u>
<u>1,357,932</u>	<u>366,769</u>
<u>\$3,455,311</u>	<u>\$5,045,252</u>

City of Rocky River
Schedule of General Fixed Assets
By Source
December 31, 2000

General Fixed Assets	
Land	\$957,955
Buildings	14,252,301
Equipment	3,455,311
Vehicles	5,045,252
Construction in Progress	<u>3,124,299</u>
<i>Total General Fixed Assets</i>	<u><u>\$26,835,118</u></u>
 Investment in General Fixed Assets by Source	
Capital Projects Funds:	
General Obligation Bonds	\$5,504,142
Federal Grants and State Levied, Shared Taxes	10,897,130
General Fund Revenues	4,516,464
Special Revenue Funds' Revenues	5,841,571
Donations	<u>75,811</u>
<i>Total Investment in General Fixed Assets</i>	<u><u>\$26,835,118</u></u>

City of Rocky River, Ohio
General Fund Expenditures by Function
Last Ten Years

<u>Year</u>	<u>General Government</u>	<u>Security of Persons and Property</u>	<u>Public Health and Welfare</u>	<u>Transportation</u>	<u>Community Environment</u>	<u>Basic Utility Services</u>	<u>Leisure Time Activities</u>	<u>Debt Service</u>	<u>Total</u>
2000	\$2,955,625	\$6,043,740	\$56,128	\$538,384	\$519,004	\$0	\$364,067	\$2,586	\$10,479,534
1999	2,868,173	5,792,715	56,128	418,826	444,319	0	368,389	3,343	9,951,893
1998	2,585,970	5,520,353	52,658	393,464	408,127	0	365,193	3,343	9,329,108
1997	2,542,281	5,408,062	52,658	424,534	414,040	0	404,803	1,950	9,248,328
1996	2,443,982	5,423,976	49,800	418,412	401,952	0	457,527	0	9,195,649
1995	2,239,731	5,174,874	49,800	333,568	389,935	0	424,145	0	8,612,053
1994	1,840,689	5,070,177	45,310	354,462	378,021	2,726	401,429	0	8,092,814
1993	1,666,347	4,709,182	45,310	359,216	365,666	1,070,072	379,583	0	8,595,376
1992	2,827,893	3,855,776	45,310	0	279,648	1,334,669	300,741	0	8,644,037
1991	2,774,326	3,845,585	40,481	0	283,138	1,223,010	286,933	0	8,453,473

Source: City Financial Records

(1) Prior to 1993 Transportation was included in Basic Utility Services.

City of Rocky River, Ohio
General Fund Revenues by Source
Last Ten Years

<u>Year</u>	<u>All Taxes</u>	<u>Charges for Services</u>	<u>Fines, Fees and Permits</u>	<u>Intergovernmental</u>	<u>Interest</u>	<u>Rentals (1)</u>	<u>Other</u>	<u>Total</u>
2000	\$10,627,176	\$48,590	\$2,186,308	\$1,280,871	\$742,603	\$36,195	\$75,614	\$14,997,357
1999	10,098,940	98,434	1,840,823	1,263,312	464,824	39,784	15,043	13,821,160
1998	9,694,892	98,688	1,573,736	1,222,878	403,621	0	385,963	13,379,778
1997	8,839,383	214,169	1,566,831	1,129,880	349,910	0	20,318	12,120,491
1996	8,455,221	111,200	1,260,104	1,105,497	334,513	0	7,038	11,273,573
1995	8,331,531	231,718	1,198,442	1,051,065	269,520	0	8,170	11,090,446
1994	7,576,319	130,216	1,189,375	963,531	145,497	0	39,885	10,044,823
1993	7,477,110	311,819	1,206,965	851,671	91,941	0	31,173	9,970,679
1992	7,098,808	213,027	1,019,096	889,156	104,920	0	30,617	9,355,624
1991	6,852,802	199,355	874,354	571,952	169,679	0	52,226	8,720,368

Source: City Financial Records

(1) Prior to 1999, Rentals were included in Other.

City of Rocky River, Ohio
Real Property Tax Levies and Collections
Last Ten Years

Year	Total Tax Levy	Current Collections (1)	Percent of Levy Collected	Delinquent Collections	Total Collections	Percent of Total Collections To Tax Levy	Outstanding Delinquent Taxes	Percent of Delinquent Taxes to Tax Levy
2000	\$5,206,250	\$5,084,043	97.65%	\$98,465	\$5,182,508	99.55%	\$196,071	3.77%
1999	5,258,181	5,149,513	97.93	83,151	5,232,664	99.51	149,061	2.83
1998	5,150,639	4,899,380	95.12	86,257	4,985,637	96.80	170,634	3.31
1997	4,749,511	4,460,772	93.92	59,499	4,520,271	95.17	152,899	3.22
1996	4,764,477	4,525,056	94.97	60,483	4,585,539	96.24	149,267	3.13
1995	4,912,191	4,689,724	95.47	63,088	4,752,812	96.76	176,578	3.59
1994	4,360,997	4,157,411	95.33	71,463	4,228,874	96.97	177,125	4.06
1993	3,861,996	3,743,835	96.94	46,774	3,790,609	98.15	113,036	2.93
1992	3,829,165	3,707,873	96.83	33,539	3,741,412	97.71	89,885	2.35
1991	3,132,398	3,040,073	97.05	29,085	3,069,158	97.98	83,075	2.65

Source: Cuyahoga County, Ohio; County Auditor

(1) Includes homestead/rollback taxes assessed locally but distributed through the State and reported as intergovernmental revenue.

City of Rocky River, Ohio
Assessed and Estimated Actual Value of Taxable Property
Last Ten Years

Year	Real Property		Public Utility Property		Tangible Personal Property		Total		
	Assessed Value	Estimated Actual Value (1)	Assessed Value	Estimated Actual Value (1)	Assessed Value	Estimated Actual Value (1)	Assessed Value	Estimated Actual Value (1)	
2000	\$571,695,000	\$1,633,366,257	\$12,431,830	\$14,175,109	\$15,716,132	\$62,864,528	\$599,842,962	\$1,710,405,893	35.07%
1999	494,359,080	1,412,454,514	13,324,420	15,141,386	15,823,705	45,210,586	523,507,205	1,472,806,485	35.54
1998	491,143,400	1,403,266,859	13,681,070	15,546,670	14,249,598	56,998,392	519,074,068	1,475,811,920	35.17
1997	451,184,260	1,289,097,885	14,287,460	16,235,750	14,360,719	57,442,876	479,832,439	1,362,776,510	35.21
1996	450,464,400	1,287,041,142	14,775,920	16,790,818	13,301,596	53,206,384	478,541,916	1,357,038,343	35.26
1995	449,154,360	1,283,298,171	16,396,310	18,632,170	13,151,025	52,604,100	478,701,695	1,354,534,441	35.34
1994	393,855,460	1,125,301,314	16,538,350	18,793,580	14,150,068	56,600,272	424,543,878	1,200,695,166	35.36
1993	391,394,680	1,118,270,514	16,389,250	18,624,148	13,333,626	53,334,504	421,117,556	1,190,229,166	35.38
1992	389,249,290	1,112,140,829	15,551,720	17,672,409	13,722,989	52,780,727	418,523,999	1,182,593,965	35.39
1991	311,770,380	890,772,514	14,802,340	16,820,841	13,014,727	48,202,693	339,587,447	955,796,048	35.53

Source: Cuyahoga County, Ohio; County Auditor

(1) This amount is calculated for 2000 based on the following percentages:

Real property is assessed at thirty-five percent of actual value.

Public utility is assessed at eighty-eight percent of actual value.

Tangible personal is assessed at twenty-five percent of actual value.

*Property Tax Rates - Direct and Overlapping Governments
(Per \$1,000 of Assessed Valuation)
Last Ten Years*

Year	City of Rocky River					Rocky River School and Library	Cuyahoga County	Special (1) Taxing Districts	Total
	General Fund	Special Revenue Funds	Capital Projects Funds	Total	Total				
2000	\$6.30	\$2.60	\$1.00	\$9.90	\$72.70	\$11.72	\$4.48	\$98.80	
1999	6.30	2.60	1.00	9.90	73.30	13.75	4.48	101.43	
1998	6.30	2.60	1.00	9.90	68.50	12.12	4.48	95.00	
1997	6.30	2.60	1.00	9.90	64.70	12.12	4.48	91.20	
1996	6.30	2.60	1.00	9.90	62.20	12.12	4.48	88.70	
1995	6.30	2.60	1.00	9.90	62.70	12.32	4.48	89.40	
1994	6.30	2.60	1.00	9.90	62.00	12.32	4.48	88.70	
1993	6.30	1.60	1.00	8.90	62.10	12.32	4.48	87.80	
1992	6.30	1.60	1.00	8.90	58.40	12.32	4.48	84.10	
1991	6.30	1.60	1.00	8.90	59.20	12.32	4.48	84.90	

Source: Cuyahoga County, Ohio; County Auditor

(1) Cleveland Metropolitan Park District

City of Rocky River, Ohio
Special Assessment Levies and Collections (1)
Last Ten Years

<u>Year</u>	<u>Current Assessments Due</u>	<u>Current Assessments Collected (1)</u>	<u>Ratio of Collections To Amount Due</u>
2000	\$80,549	\$64,163	79.66%
1999	83,900	72,729	86.69
1998	42,724	31,419	73.54
1997	47,599	33,749	70.90
1996	48,005	35,796	74.57
1995	30,693	30,693	100.00
1994	32,296	32,296	100.00
1993	33,971	33,971	100.00
1992	35,648	35,648	100.00
1991	37,211	37,211	100.00

Source: Cuyahoga County, Ohio; County Auditor

(1) Collections made by Cuyahoga County Auditor only

City of Rocky River, Ohio
*Ratio of Net General Bonded Debt to Assessed
Value and Net General Bonded Debt Per Capita
Last Ten Years*

<u>Year</u>	<u>Population</u>	<u>Net General Obligation Bonded Debt</u>	<u>Assessed Value</u>	<u>Ratio of Net General Bonded Debt to Assessed Value</u>	<u>Net General Bonded Debt Per Capita</u>
2000	20,735	\$4,030,585	\$599,842,962	1.16%	\$194.39
1999	20,410	4,340,585	523,507,205	0.83	212.67
1998	20,410	4,650,585	519,074,068	0.90	227.86
1997	20,410	4,960,585	479,832,439	1.03	243.05
1996	20,410	5,270,585	478,541,916	1.10	258.24
1995	20,410	5,575,585	478,701,695	1.16	273.18
1994	20,410	5,940,585	424,543,878	1.40	291.06
1993	20,410	0	421,117,556	0.00	0.00
1992	20,410	46,699	418,523,999	0.01	2.29
1991	20,410	96,699	339,587,447	0.03	4.74

Source: Cuyahoga County, Ohio; County Auditor

City of Rocky River, Ohio
Computation of Legal Debt Margin
December 31, 2000

Assessed Value \$599,842,962

Legal Debt Margin:

Debt Limitation - 10.5 percent
of Assessed Value 62,983,511

Debt Applicable to Limitation:

General Obligation Bonds	\$4,145,000
Special Assessment Bonds	925,000
Notes	2,950,000
OWDA Loan	<u>293,132</u>

Gross Indebtedness	<u>8,313,132</u>
(Total Voted and Unvoted Debt)	

Less: Debt Outside Limitations:

Special Assessment Bonds	925,000
OWDA Loan	293,132
Enterprise Fund Notes	<u>450,000</u>

Total Debt Outside Limitations	<u>1,668,132</u>
--------------------------------	------------------

Total Debt Applicable to Limitation - Within 10.5% Limitations	6,645,000
---	-----------

Less: Amount Available in Debt Service Fund to pay debt applicable to limitation	<u>114,415</u>
---	----------------

Net Debt Within 10.5% Limitation	<u>6,530,585</u>
----------------------------------	------------------

Overall Debt Margin Within 10.5% Limitation	<u><u>\$56,452,926</u></u>
---	----------------------------

Unvoted Debt Limitation - 5.5% of Assessed Valuation	\$32,991,363
--	--------------

Gross Indebtedness Authorized by Council	\$8,313,132
--	-------------

Less: Debt Outside Limitations:

Total Debt Outside Limitations	<u>1,668,132</u>
--------------------------------	------------------

Debt Within 5.5% Limitation	6,645,000
-----------------------------	-----------

Less Amount Available in Debt Service Fund	<u>114,415</u>
--	----------------

Net Debt Within 5.5% Limitation	<u>6,530,585</u>
---------------------------------	------------------

Unvoted Debt Margin Within 5.5% Limitation	<u><u>\$26,460,778</u></u>
--	----------------------------

Source: City Financial Records

City of Rocky River, Ohio
*Computation of Direct and Overlapping
 General Obligation Bonded Debt
 December 31, 2000*

	General Obligation Debt Outstanding	Percentage Applicable to City (1)	Amount Applicable to City of Rocky River
City of Rocky River	\$4,145,000	100.00%	\$4,145,000
Cuyahoga County	231,044,636	2.05	4,736,415
Greater Cleveland Regional Transit Authority	98,030,000	2.05	2,009,615
Rocky River School District	<u>29,784,128</u>	94.14	<u>28,038,778</u>
Totals	<u><u>\$363,003,764</u></u>		<u><u>\$38,929,808</u></u>

Source: Cuyahoga County, Ohio; County Auditor

(1) Percentages were determined by dividing the assessed valuation of the political subdivision located within the boundaries of the City by the total assessed valuation of the political subdivision.

City of Rocky River, Ohio
*Ratio of Annual Debt Service Expenditures For
 General Bonded Debt to Total General Fund Expenditures
 Last Ten Years*

<u>Year</u>	<u>Debt Service</u>	<u>General Fund Expenditures</u>	<u>Ratio of Debt Service To Total General Fund Expenditures</u>
2000	\$550,570	\$10,479,534	5.25%
1999	567,233	9,951,893	5.70
1998	583,895	9,329,108	6.26
1997	600,558	9,248,328	6.49
1996	611,951	9,195,649	6.65
1995	692,326	8,612,053	8.04
1994	292,550	8,092,814	3.61
1993	60,800	8,595,376	0.71
1992	64,175	8,644,037	0.74
1991	62,213	8,453,473	0.74

Source: City Financial Records

City of Rocky River, Ohio
Property Value, Construction and Bank Deposits
Last Ten Years

Year	Property Value (1)		Total	Residential (2)		Commercial (2)	Domestic Bank Deposits in the County (in thousands)	
	Commercial	Residential		Number of Units	Value			Number of Units
2000	\$259,539,257	\$1,373,827,000	\$1,633,366,257	7	\$2,476,750	2	\$6,119,202	\$61,942,764
1999	221,891,543	1,190,562,971	1,412,454,514	14	5,810,000	3	1,917,500	57,816,942
1998	406,947,389	996,319,470	1,403,266,859	24	5,220,000	5	5,485,000	58,904,596
1997	212,720,061	1,076,377,824	1,289,097,885	16	4,123,500	3	3,287,001	53,941,971 (3)
1996	215,005,800	1,072,035,342	1,287,041,142	75	8,109,237	4	3,859,826	27,068,211
1995	372,156,470	911,141,701	1,283,298,171	24	8,437,749	1	6,651,500	22,458,573
1994	326,337,381	798,963,933	1,125,301,314	15	4,952,867	3	7,411,380	20,885,453
1993	324,298,449	793,972,065	1,118,270,514	33	5,281,834	1	3,262,600	21,009,421
1992	322,520,840	789,619,989	1,112,140,829	26	5,682,538	1	4,481,100	19,379,280
1991	258,324,029	632,448,485	890,772,514	46	6,305,509	1	1,874,000	18,392,243

Sources: Cuyahoga County, Ohio; County Auditor
City Building Department
Federal Reserve Bank of Cleveland

(1) Represents total estimated actual value of real property

(2) Number of units include new construction only

(3) Large increase in deposits due to Key Bank becoming a single charter in 1997

City of Rocky River, Ohio

Demographic Statistics

Last Ten Years

<u>Year</u>	<u>Population</u>	<u>School Enrollment</u>	<u>Unemployment Cuyahoga County</u>
2000	20,735	2,397	4.50%
1999	20,410	2,321	4.50
1998	20,410	2,192	4.50
1997	20,410	2,174	4.50
1996	20,410	2,120	5.20
1995	20,410	2,027	5.50
1994	20,410	1,995	5.80
1993	20,410	2,018	6.80
1992	20,410	1,967	6.60
1991	20,410	1,870	5.70

Sources: U.S. Bureau of the Census
City of Rocky River, Board of Education

City of Rocky River, Ohio
Principal Taxpayers - Real and Tangible Personal Property
December 31, 2000

<u>Taxpayer</u>	<u>Real and Tangible Personal Property Assessed Value</u>	<u>Percent of Total Assessed Value</u>
Cleveland Illuminating Company	\$5,974,830	1.00%
Westwood Town Center	5,259,560	0.88
Ohio Bell Telephone Company	3,664,270	0.61
Normandy Association, LTD.	4,649,260	0.78
Presidential Apartments, LTD.	3,927,840	0.65
Rockport Association Co. LTD.	2,235,100	0.37
Gross Management, Inc.	2,964,820	0.50
Linden Apartment Company	2,744,460	0.46
East Ohio Gas Company	2,195,850	0.37
Rockport Retirement LTD.	<u>2,239,830</u>	<u>0.38</u>
<i>Totals</i>	<u><u>\$35,855,820</u></u>	<u><u>5.99%</u></u>
<i>Total City Assessed Valuation</i>	<u><u>\$599,842,962</u></u>	

Source: Cuyahoga County, Ohio; County Auditor

City of Rocky River, Ohio

Miscellaneous Statistics

December 31, 2000

Date of Incorporation	September 1960
Form of Government	Mayor - Council
Population 2000 Census	20,735
Area	4.48 Square Miles
Miles of Streets	60.49
Number of Street Lights	1,813
Fire Protection:	
Number of Stations	1
Number of Firefighters and Officers	29
Police Protection:	
Number of Stations	1
Number of Police Officers	32
Education (K-12) (Public Only):	
Attendance Centers	4
Number of Classrooms	0
Number of Teachers	158
Number of Students	2,397
Municipal Water Department:	
Number of Consumers	Served by City of Cleveland
Average of Daily Consumption in Cubic Feet	Served by City of Cleveland
Miles of Waterlines	Served by City of Cleveland
Sewers:	
Miles of Sanitary Sewers	90
Miles of Storm Sewer	90
Building Permits Issued	230
Recreation and Culture:	
Number of Parks	8
Number of Libraries	1
Employees (full time)	192

Source: City Records and Rocky River City School District



STATE OF OHIO
OFFICE OF THE AUDITOR

JIM PETRO, AUDITOR OF STATE

88 East Broad Street
P.O. Box 1140
Columbus, Ohio 43216-1140
Telephone 614-466-4514
800-282-0370
Facsimile 614-466-4490

CITY OF ROCKY RIVER

CUYAHOGA COUNTY

CLERK'S CERTIFICATION

This is a true and correct copy of the report which is required to be filed in the Office of the Auditor of State pursuant to Section 117.26, Revised Code, and which is filed in Columbus, Ohio.

Susan Babbitt

CLERK OF THE BUREAU

**CERTIFIED
JUNE 26, 2001**