


City of Shaker Heights, Ohio



***Comprehensive Annual Financial Report
for the Fiscal Year Ended December 31, 2001***



STATE OF OHIO
OFFICE OF THE AUDITOR

JIM PETRO, AUDITOR OF STATE

88 East Broad Street
Columbus, Ohio 43215

Telephone 614-466-4514
800-282-0370

Facsimile 614-728-7398
www.auditor.state.oh.us

Honorable Mayor and
Members of City Council
City of Shaker Heights
3400 Lee Road
Shaker Heights, Ohio 44120

We have reviewed the Independent Auditor's Report of the City of Shaker Heights, Cuyahoga County, prepared by Ciuni & Panichi, Inc., for the audit period January 1, 2001 through December 31, 2001. Based upon this review, we have accepted these reports in lieu of the audit required by Section 117.11, Revised Code. The Auditor of State did not audit the accompanying financial statements and, accordingly, we are unable to express, and do not express an opinion on them.

Our review was made in reference to the applicable sections of legislative criteria, as reflected by the Ohio Constitution, and the Revised Code, policies, procedures and guidelines of the Auditor of State, regulations and grant requirements. The City of Shaker Heights is responsible for compliance with these laws and regulations.

A handwritten signature in black ink, appearing to read "Jim Petro".

JIM PETRO
Auditor of State

July 29, 2002

This Page is Intentionally Left Blank.

City of Shaker Heights

***Comprehensive Annual Financial Report
for the Fiscal Year Ended December 31, 2001***



***Prepared by the Department of Finance
Frank J. Brichacek, Finance Director***

City of Shaker Heights, Ohio

COMPREHENSIVE ANNUAL FINANCIAL REPORT YEAR ENDING DECEMBER 31, 2001 TABLE OF CONTENTS

INTRODUCTORY SECTION:

Title Page.....	A-1
Table of Contents.....	A-2
Letter of Transmittal.....	A-10
Certificate of Achievement	A-30
Listing of Principal City Officials.....	A-31
Organizational Chart – City.....	A-32
Organizational Chart – Finance	A-33

FINANCIAL SECTION:

Report of Independent Accountant	B-1
--	-----

GENERAL PURPOSE FINANCIAL STATEMENTS

Combined Balance Sheet – All Fund Types and Account Groups.....	B-2
Combined Statement of Revenues, Expenditures and Changes in Fund Balance -All Governmental Fund Types and Expendable Trust Funds	B-4
Combined Statement of Revenues, Expenditures, Encumbrances and Changes in Fund Balances – Budgetary Basis and Actual (Non GAAP Budget) -All Governmental Fund Types	B-5
Combined Statement of Revenues, Expenses and Changes in Retained Earnings -All Proprietary Fund Types	B-7
Combined Statement Cash Flows – All Propriety Fund Types.....	B-8
Combined Statement of Revenues, Expenditures, Encumbrances and Changes in Fund Balance – Budgetary Basis and Actual (Non GAAP Budget) All Propriety Fund Types	B-9
Index of Notes	B-11
Notes to the Combined Financial Statements	B-12

COMBINING AND INDIVIDUALS FUND STATEMENTS:

GENERAL FUND:

Comparative Balance Sheet	B-36
Comparative Schedule of Revenues, Expenditures, Encumbrances and Changes in Fund Balance – Budgetary Basis and Actual (Non GAAP Budget)	B-37
Comparative Schedule of Revenues, Expenditures, Encumbrances and Changes in Fund Balance – Budgetary Basis and Actual (Non GAAP Budget)	B-38

TABLE OF CONTENTS (cont'd)

SPECIAL REVENUE FUNDS:

Combining Balance Sheet	B-44
Combining Statement of Revenues, Expenditures and Changes in Fund Balance	B-46
Combining Schedule of Revenues, Expenditures, Encumbrances and Changes in Fund Balance – Budgetary Basis and Actual (Non GAAP Budget)	B-48

Street Maintenance and Repair:

Comparative Balance Sheet	B-56
Comparative Statement of Revenues, Expenditures and Changes in Fund Balance	B-57
Comparative Schedule of Revenues, Expenditures, Encumbrances and Changes in Fund Balance – Budgetary Basis and Actual (Non GAAP Budget)	B-58

State Highway Maintenance:

Comparative Balance Sheet	B-60
Comparative Statement of Revenues, Expenditures and Changes in Fund Balance	B-61
Comparative Schedule of Revenues, Expenditures, Encumbrances and Changes in Fund Balance – Budgetary Basis and Actual (Non GAAP Budgetary)	B-62

Food Service:

Comparative Balance Sheet	B-64
Comparative Statement of Revenues, Expenditures and Changes in Fund Balance	B-65
Comparative Schedule of Revenues, Expenditures, Encumbrances and Changes in Fund Balance – Budgetary Basis and Actual (Non GAAP Budgetary)	B-66

Sewer Maintenance:

Comparative Balance Sheet	B-68
Comparative Statement of Revenues, Expenditures and Changes in Fund Balance	B-69
Comparative Schedule of Revenues, Expenditures, Encumbrances and Changes in Fund Balance – Budgetary Basis and Actual (Non GAAP Budgetary)	B-70

Police Pension:

Comparative Balance Sheet	B-72
Comparative Statement of Revenues, Expenditures and Changes in Fund Balance	B-73
Comparative Schedule of Revenues, Expenditures, Encumbrances and Changes in Fund Balance – Budgetary Basis and Actual (Non GAAP Budgetary)	B-74

TABLE OF CONTENTS (cont'd)

Fire Pension:

Comparative Balance Sheet	B-76
Comparative Statement of Revenues, Expenditures and Changes in Fund Balance	B-77
Comparative Schedule of Revenues, Expenditures, Encumbrances and Changes in Fund Balance – Budgetary Basis and Actual (Non GAAP Budgetary)	B-78

Indigent Driver Alcohol Treatment:

Comparative Balance Sheet	B-80
Comparative Statement of Revenues, Expenditures and Changes in Fund Balance	B-81
Comparative Schedule of Revenues, Expenditures, Encumbrances and Changes in Fund Balance – Budgetary Basis and Actual (Non GAAP Budgetary)	B-82

Court Computer Legal Research:

Comparative Balance Sheet	B-84
Comparative Statement of Revenues, Expenditures and Changes in Fund Balance	B-85
Comparative Schedule of Revenues, Expenditures, Encumbrances and Changes in Fund Balance – Budgetary Basis and Actual (Non GAAP Budgetary)	B-86

Clerk's Computerization:

Comparative Balance Sheet	B-88
Comparative Statement of Revenues, Expenditures and Changes in Fund Balance	B-89
Comparative Schedule of Revenues, Expenditures, Encumbrances and Changes in Fund Balance – Budgetary Basis and Actual (Non GAAP Budgetary)	B-90

Exterior Home Maintenance:

Comparative Balance Sheet	B-92
Comparative Statement of Revenues, Expenditures and Changes in Fund Balance	B-93
Comparative Schedule of Revenues, Expenditures, Encumbrances and Changes in Fund Balance – Budgetary Basis and Actual (Non GAAP Budgetary)	B-94

Fair Housing Grant:

Comparative Balance Sheet	B-96
Comparative Statement of Revenues, Expenditures and Changes in Fund Balance	B-97
Comparative Schedule of Revenues, Expenditures, Encumbrances and Changes in Fund Balance – Budgetary Basis and Actual (Non GAAP Budgetary)	B-98

TABLE OF CONTENTS (cont'd)

Community Preservation Partnerships:

Comparative Balance Sheet	B-100
Comparative Statement of Revenues, Expenditures and Changes in Fund Balance	B-101
Comparative Schedule of Revenues, Expenditures, Encumbrances and Changes in Fund Balance – Budgetary Basis and Actual (Non GAAP Budgetary)	B-102

Law Enforcement Grants:

Comparative Balance Sheet	B-104
Comparative Statement of Revenues, Expenditures and Changes in Fund Balance	B-105
Comparative Schedule of Revenues, Expenditures, Encumbrances and Changes in Fund Balance – Budgetary Basis and Actual (Non GAAP Budgetary)	B-106

Court Community Service:

Comparative Balance Sheet	B-108
Comparative Statement of Revenues, Expenditures and Changes in Fund Balance	B-109
Comparative Schedule of Revenues, Expenditures, Encumbrances and Changes in Fund Balance – Budgetary Basis and Actual (Non GAAP Budgetary)	B-110

Court Alternate Dispute Resolution:

Comparative Balance Sheet	B-112
Comparative Statement of Revenues, Expenditures and Changes in Fund Balance	B-113
Comparative Schedule of Revenues, Expenditures, Encumbrances and Changes in Fund Balance – Budgetary Basis and Actual (Non GAAP Budgetary)	B-114

Ohio Court Security Grant Project:

Comparative Balance Sheet	B-116
Comparative Statement of Revenues, Expenditures and Changes in Fund Balance	B-117
Comparative Schedule of Revenues, Expenditures, Encumbrances and Changes in Fund Balance – Budgetary Basis and Actual (Non GAAP Budgetary)	B-118

High Intensity Drug Trafficking Area Grant:

Comparative Balance Sheet	B-120
Comparative Statement of Revenues, Expenditures and Changes in Fund Balance	B-121
Comparative Schedule of Revenues, Expenditures, Encumbrances and Changes in Fund Balance – Budgetary Basis and Actual (Non GAAP Budgetary)	B-122

TABLE OF CONTENTS (cont'd)

Drug Free Community Grant:

Comparative Balance Sheet	B-124
Comparative Statement of Revenues, Expenditures and Changes in Fund Balance	B-125
Comparative Schedule of Revenues, Expenditures, Encumbrances and Changes in Fund Balance – Budgetary Basis and Actual (Non GAAP Budgetary)	B-126

Street Lighting Assessment:

Comparative Balance Sheet	B-128
Comparative Statement of Revenues, Expenditures and Changes in Fund Balance	B-129
Comparative Schedule of Revenues, Expenditures, Encumbrances and Changes in Fund Balance – Budgetary Basis and Actual (Non GAAP Budgetary)	B-130

Tree Maintenance Assessment:

Comparative Balance Sheet	B-132
Comparative Statement of Revenues, Expenditures and Changes in Fund Balance	B-133
Comparative Schedule of Revenues, Expenditures, Encumbrances and Changes in Fund Balance – Budgetary Basis and Actual (Non GAAP Budgetary)	B-134

Debt Service Fund:

Comparative Balance Sheet	B-136
Comparative Statement of Revenues, Expenditures and Changes in Fund Balance	B-137
Comparative Schedule of Revenues, Expenditures, Encumbrances and Changes in Fund Balance – Budgetary Basis and Actual (Non GAAP Budgetary)	B-138

CAPITAL PROJECT FUNDS:

Combining Balance Sheet	B-140
Combining Statement of Revenues, Expenditures and Changes in Fund Balance	B-141

General Capital Improvements:

Comparative Balance Sheet	B-144
Comparative Statement of Revenues, Expenditures and Changes in Fund Balance	B-145

Sewer Capital Improvements:

Comparative Balance Sheet	B-148
Comparative Statement of Revenues, Expenditures and Changes in Fund Balance	B-149

Firehouse Construction Project:

Comparative Balance Sheet	B-152
Comparative Statement of Revenues, Expenditures and Changes in Fund Balance	B-153

TABLE OF CONTENTS (cont'd)

Sussex Area Revitalization District:

Comparative Balance Sheet	B-156
Comparative Statement of Revenues, Expenditures and Changes in Fund Balance....	B-157

Shaker Towne Centre Community Development Area:

Comparative Balance Sheet	B-160
Comparative Statement of Revenues, Expenditures and Changes in Fund Balance....	B-161

RECREATION ENTERPRISE FUND:

Comparative Balance Sheet	B-164
Comparative Statement of Revenues, Expenses and Changes in Retained Earnings	B-165
Comparative Schedule of Revenues, Expenditures, Encumbrances and Changes in Fund Balance – Budgetary Basis and Actual (Non GAAP Budget)	B-166
Comparative Statement of Cash Flows.....	B-167

INTERNAL SERVICE FUNDS:

Combining Balance Sheet	B-170
Combining Statement of Revenues, Expenses and Changes in Retained Earnings.....	B-171
Combining Schedule of Revenues, Expenditures, Encumbrances and Changes in Fund Balance – Budgetary Basis and Actual (Non GAAP Budget)	B-172
Combining Statement of Cash Flows.....	B-174

Central Stores:

Comparative Balance Sheet	B-176
Comparative Statement of Revenues, Expenses and Changes in Retained Earnings ..	B-177
Comparative Schedule of Revenues, Expenditures, Encumbrances and Changes in Fund Balance – Budgetary Basis and Actual (Non GAAP Budget)	B-178
Comparative Statement of Cash Flows.....	B-179

Central Printing:

Comparative Balance Sheet	B-182
Comparative Statement of Revenues, Expenses and Changes in Retained Earnings ..	B-183
Comparative Schedule of Revenues, Expenditures, Encumbrances and Changes in Fund Balance – Budgetary Basis and Actual (Non GAAP Budget)	B-184
Comparative Statement of Cash Flows.....	B-185

Central Garage:

Comparative Balance Sheet	B-188
Comparative Statement of Revenues, Expenses and Changes in Retained Earnings	B-189
Comparative Schedule of Revenues, Expenditures, Encumbrances and Changes in Fund Balance – Budgetary Basis and Actual (Non GAAP Budget)	B-190
Comparative Statement of Cash Flows.....	B-191

TABLE OF CONTENTS (cont'd)

Central Services:

Comparative Balance Sheet	B-194
Comparative Statement of Revenues, Expenses and Changes in Retained Earnings	B-195
Comparative Schedule of Revenues, Expenditures, Encumbrances and Changes in Fund Balance – Budgetary Basis and Actual (Non GAAP Budget)	B-196
Comparative Statement of Cash Flows.....	B-197

Self-Insurance:

Comparative Balance Sheet	B-200
Comparative Statement of Revenues, Expenses and Changes in Retained Earnings.....	B-201
Comparative Schedule of Revenues, Expenditures, Encumbrances and Changes in Fund Balance – Budgetary Basis and Actual (Non GAAP Budget)	B-202
Comparative Statement of Cash Flows.....	B-203

TRUST AND AGENCY FUNDS:

Combining Balance Sheet	B-206
-------------------------------	-------

Law Enforcement Trust:

Comparative Balance Sheet	B-210
Comparative Statement of Revenues, Expenditures and Changes in Fund Balance	B-211

All Agency Funds:

Combining Statement of Changes in Assets and Liabilities	B-214
--	-------

GENERAL FIXED ASSETS ACCOUNT GROUP:

Comparative Schedule of General Fixed Assets by Source	B-218
Schedule of General Fixed Assets by Function and Activity.....	B-219
Schedule of Changes in General Fixed Assets by Function and Activity.....	B-220

GENERAL LONG-TERM OBLIGATIONS ACCOUNT GROUP:

Comparative Balance Sheet	B-222
---------------------------------	-------

TABLE OF CONTENTS (cont'd)

STATISTICAL SECTION:

TABLE

1.	General Governmental Revenues by Source – Last Ten Fiscal Years	C-1
2.	General Governmental Expenditures by Function – Last Ten Fiscal Years	C-2
3.	Municipal Income Tax Collection by Type – Last Ten Fiscal Years.....	C-3
4.	Assessed and Estimated Actual Value of Taxable Property – Last Ten Fiscal Years.....	C-4
5.	Property Tax Rates – All Direct and Overlapping Governments – Last Ten Fiscal Years.....	C-5
6.	Property Tax Levies and Collections – Last Ten Fiscal Years	C-6
7.	Special Assessment Billings and Collections – Last Ten Fiscal Years.....	C-7
8.	Computation of Legal Debt Margin.....	C-8
9.	Computation of Direct and Overlapping Debt	C-9
10.	Ratio of Net General Bonded Debt to Assessed Valuation and Net Bonded Debt per Capita – Last Ten Fiscal Years.....	C-10
11.	Ratio of Annual Debt Service Expenditures for General Bonded Debt to Total General Governmental Expenditures	C-11
12.	Demographic Statistics.....	C-12
13.	Employment Distribution by Occupation.....	C-13
14.	Principal Property Taxpayers.....	C-14
15.	Property Value, New Construction and Bank Deposits – Last Ten Fiscal Years.....	C-15
16.	Other Statistics.....	C-16

Introductory Section



***Comprehensive Annual Financial Report
for the Fiscal Year Ended December 31, 2001***



The City of Shaker Heights

Judith H. Rawson, Mayor

May 3, 2002

Mayor Judith H. Rawson,
Members of City Council and
Citizens of the City of Shaker Heights, Ohio
Shaker Heights City Hall
3400 Lee Road
Shaker Heights, Ohio 44120

Re: Submission of 2001 Comprehensive Annual Financial Report

Dear Mayor Rawson, Members of Council and Citizens of Shaker Heights:

We are pleased to submit for your review the City's 2001 Comprehensive Annual Financial Report. Commonly referred to as a "CAFR", this report is the City's official annual report for the fiscal year ended December 31, 2001. This CAFR is a more extensive report than general-purpose financial statements and we believe demonstrates the City's ongoing commitment to be accountable not only to its citizenry but also to excellence in financial reporting. While no single report can be all things to all people, our goal in presenting this report is to provide any person or entity interested in the City of Shaker Heights with at least the minimum information needed to gain a fair understanding of the City's financial position, results of operations and cash flows. While "fairness" may be considered a subjective concept, the accepted criteria for fairness in governmental financial reporting is considered to be generally accepted accounting principals (GAAP). Accordingly, unless otherwise noted, the information presented in this CAFR is prepared in accordance with GAAP.

Generally accepted accounting principals are uniform minimum standards and guidelines for financial accounting and reporting. GAAP governs the form and content of the City's financial statements. The primary importance and benefit of GAAP is that it provides a consistent standard by which you, the user of the financial statement, may measure the financial presentation. The application of GAAP helps to assure that financial information is fairly presented in a consistent manner. The Governmental Accounting Standards Board (GASB) is the primary authoritative body on the application of GAAP to state and local governments.

When reading this Comprehensive Annual Financial Report, bear in mind that the responsibility for both the accuracy of the data and the completeness and fairness of the presentation, including all disclosures, rests with the City. We believe that the report herewith presented is accurate in all material respects and is designed to present fairly the financial position and results of operations of the various funds and account groups of the City. All disclosures necessary to enable the reader to gain an understanding of the City's financial activities have been included.

Finance Department

3400 Lee Road • Shaker Heights, Ohio • 44120-3493
Tel: 216.491.1421 • Fax: 216.491.1465

This Comprehensive Annual Financial Report consists of three parts. The *Introductory Section* provides general information regarding the City's structure and personnel in the form of organizational charts. In addition, an overview of the City's economic situation and financial information is included in the form of this transmittal letter. In presenting this overview, this transmittal letter utilizes in a less technical manner the information that is presented in the report's remaining two sections. While we encourage the reader to utilize the entire report, the average citizen may find this to be the most accessible section of the report.

The *Financial Section* includes the independent accountants' report on the general purpose financial statements, the general purpose financial statements and the combining and individual fund and account group financial statements and schedules. This section includes a wealth of detailed financial and budgetary information that City Council and possibly the investment community may find to be particularly useful. When reviewing the information presented in the financial statements, the reader should remember to also look to the information presented in the notes to the financial statements as they are an integral part of the statements and are intended to assist the reader in analyzing and understanding the numeric information being presented.

The *Statistical Section* provides a broad range of unaudited trend data covering the economic and financial history of the City as well as demographics and other statistics. The tables are presented on a multi-year (generally the last ten years) basis.

General Description of the City

The City of Shaker Heights, covering approximately 6.3 square miles, is located approximately ten miles southeast of downtown Cleveland in Cuyahoga County in northeastern Ohio. Incorporated under Ohio law as a village in 1912, Shaker Heights became a city in 1931. As provided by Ohio law, the City operates under the auspices of its own charter, which was adopted by the voters in 1931. The Charter provides for the City to operate under the Mayor-Council form of government with the Mayor serving as the President of Council. The Mayor serves as the City's Chief Executive Officer and appoints and removes the City's Chief Administrative Officer and all department heads.

Legislative authority is vested in a seven member Council. All council members are elected at-large and serve for four-year terms. Council terms are staggered with four members being elected in one election and three members being elected in the next election two years following. City Council holds its regular monthly council meeting on the fourth Monday of the month. In addition, the Council holds a work session meeting on the second Monday of the month. The various committees of council meet on at least a monthly basis at various times throughout the month. During 2001, the Finance Director also served as Clerk of Council. As of January 1, 2002, the Chief Administrative Officer serves as the Clerk of Council with the Finance Director serving as the Clerk of Council Pro-Tem. The City department heads attend all regular council meetings and attend council work sessions whenever required.

Primarily considered to be a residential community, Shaker Heights is the nation's oldest completely planned community and is recognized in the National Register as the Shaker Village Historical District. Combining the "Garden City" movement with comprehensive planning, the City was initially planned and developed to include housing that was diverse in style and in price, large parcels of land for public and private schools and churches, lakes, parks and a golf course. The City is served by a rail transit system to downtown Cleveland. Originally City-owned and operated, the rail system is now owned and operated by the Greater Cleveland Regional Transit Authority.

Financial Reporting Entity

Recognizing that the organizational structure of many governments has become increasingly complex, it is necessary to define the City of Shaker Heights, Ohio as a financial reporting entity. In preparing this CAFR, the City has reviewed its definition of reporting entity in order to ensure compliance with Statement No. 14 of the Governmental Accounting Standards Board. All entities over which the elected officials of the City are accountable to the citizens of Shaker Heights are included in this Comprehensive Annual Financial Report. Accordingly, this CAFR includes all funds and account groups of the City. In addition, we have reviewed the City's relationships with other organizations to determine whether or not any of these organizations should be included as a component of the City's reporting entity because the City is either financially accountable for them or because of the nature and significance of their relationship to the City the exclusion of the organization from the City's reporting entity would cause the City's financial statements to be misleading or incomplete. In performing this review, the following factors were considered:

- A. *The financial interdependency of the entities* - Is the City responsible for financing the entity's operating deficits or entitled to any operating surpluses? Is the City legally or morally responsible for repaying the entity's debt in the event of a default?
- B. *The selection of the governing authority* - Does the City or any of its elected officials make authoritative appointments to the entity's governing authority? An authoritative appointment is one where the elected official maintains a significant ongoing relationship with the appointed official with respect to carrying out important public functions.
- C. *Designation of management* - Is the day to day management of the entity appointed by or accountable to the City?
- D. *The City's ability to significantly influence operations.*
- E. *The entity's accountability to the City for fiscal matters* - Does the City exercise absolute authority over the entity's funds?
- F. *Is the entity closely related to the City?* - Does the nature and significance of the entity's relationship with the City warrant its inclusion in the City's reporting entity?

Based upon the above, the City's reporting entity does not include any component units, joint ventures, jointly governed organizations or other stand-alone governments.

City Services

The City provides a variety of City services to its citizens, including: Police and Fire Protection, Emergency Medical Service, Refuse Collection, Street Maintenance, Recreation, Municipal Court, Public Health, Community Planning and Development, Inspectional Services, Public Improvements and General Administrative Services.

First Energy and the East Ohio Gas Company, both of which are independent, publicly owned utilities regulated by the State of Ohio, provide the City's residents with electricity and natural gas. The City of Cleveland and the Northeast Ohio Regional Sewer District provide water and sewage service to the City's residents. In the last decade, the City has invested heavily in replacing and relining its water distribution system in order to minimize water losses from leaks and to maintain and improve water pressure. In addition to fees paid to the Northeast Ohio Sewer District, City residents also pay a local surcharge based upon water consumption that is used by the City for the maintenance and replacement of the sewer lines within the City.

In addition to the basic services, the City continues to make available superior recreational facilities and programs to its residents. The Thornton Park city recreation center is situated on a 13-acre campus and its facilities include an indoor ice arena that provides year-round service, an Olympic size outdoor pool, sand volleyball courts, outdoor tennis courts and fitness facilities. In addition, an extensive range of recreational programs is offered for children and adults. The City also maintains the Shaker Lakes, a 190-acre area that includes two lakes and a duck pond.

The City offers a high level of public service to its residents as exemplified by its back yard garbage collection program. Included in this program is the City's recycling sub-program. The City has provided each resident with containers for the recycling of metal, glass, newspapers and some plastics. All materials are picked up at the rear of the house at the same time as the non-recyclable trash. In addition, the City also offers recycling of corrugated cardboard, magazines and other materials at its service center.

The City continues to maintain its significant urban forest, funded primarily through a triennial special assessment. As testament to its efforts, the City has been recognized with the Tree City USA Award. More importantly, the City is home to one of the country's largest stands of American Elms and continues in its fight with the Dutch Elm beetle to maintain this stately resource and keep it from extinction.

Economic Conditions

The City of Shaker Heights is an inner ring suburb of the City of Cleveland, Ohio. Primarily residential in nature, it has a diverse base of residents working in many professions and industries. The City's economic strength is directly linked to this diversity and the strength of northeast Ohio's economy. While downtown Cleveland is only twenty minutes by car from the heart of the City, the rapid transit, a light rail public transit system, provides even more accessibility to downtown Cleveland's business community and attractions. The Greater Cleveland Regional Transit System has extended the original rapid transit rail line to serve not only downtown Cleveland but also the Cleveland waterfront area including the recreational/entertainment area known as the "Flats", the Rock & Roll Hall of Fame and Museum, the Great Lakes Science Museum and the new Cleveland Browns Stadium. Another contributor to the City's economic strength is its proximity to the University Circle area of Cleveland. University Circle is the home to major cultural, educational and medical facilities including Severance Hall, the home of the world-renown Cleveland Orchestra, the Cleveland Museum of Art, Case Western Reserve University, University Hospitals of Cleveland and the Cleveland Clinic, both world-renowned medical research, teaching and treatment facilities.

All of these factors have contributed to the continuing economic strength of the community. As a primarily residential community, there is no better indicator of the economic strength of the community than property values and income taxes. During 2000, the Cuyahoga County Auditor completed a reappraisal of the value of all real estate in the County in order to update valuations assigned to the property during the Auditor's 1997 reassessment. The Auditor's study determined that the value of residential real property had increased by approximately 13.2% over 1999 values. Overall, total property valuation increased by 13.0%. Since the 1988 reappraisal, the assessed value of residential property in the City has increased by 66.3% and commercial property by 34.8%.

City income tax revenue increased by approximately 9.6% in 2001 over the amount realized in 2000. Revenue from individual taxpayers increased by approximately 13.4% while revenue from withholding taxes, business net profits and related penalties and interest increased by 2.7%. The increase in revenue is attributable to a successful delinquent taxpayer collection program that resulted in the collection of approximately \$500,000 from delinquent taxpayers. In addition, as was noted in the 2000 CAFR, 2001 revenue was impacted by the fact that December 31, 2000 fell on a weekend. It is our belief that this quirk of the calendar resulted in taxpayer's year-end payments being reflected in 2001 rather than 2000. Revenue from individual taxpayers was \$11.9 million in 1999, \$11.2 million in 2000 and \$12.7 million in 2001. Table No. 3 on page C-3 of the Statistical Section of this report details the City's collections over the last ten years. To protect and enhance its income tax base, the City has continued to emphasize the importance of maintaining and improving its housing stock in order to assure that the City continues to be recognized as one of the nation's premier residential communities.

Highlights of 2001 and A Look to the Future

In 2001, the City Administration and Council continued the strategic process it began in 2000 to refine the method used to develop and monitor its operating budget. In doing so, it took into account the City's self-adopted mission, which is

"To protect our legacy and strengthen our competitive position in Northeast Ohio."

The process also considered the City's vision:

"Shaker Heights is nationally recognized as a premier community, defined by the character of its neighborhoods and residents, its access to cosmopolitan amenities, its exemplary educational institutions and its extraordinary housing stock."

The City linked its budget discussions to a coordinated effort to meet the City's mission. The City focused its efforts to reinforce its strengths and address its weaknesses. The City's identified its strengths as:

- Strong neighborhood identification
- Its schools
- The diversity of the City's residents
- Its superior Police and Fire services
- A professional, well-run government
- The City's housing stock
- It's Strategic Investment Plan addressing the City's weaknesses, specifically in its housing, commercial and retail areas.

The City identified its weaknesses as:

- Single-family homes in need of maintenance and repair
- Apartment and two-family homes in need of upgrading
- Absentee ownership of rental housing
- A lack of empty-nester housing
- Needed improvements to the City's lakes and parks
- Infrastructure improvements
- Outdated commercial/retail infrastructure

The City established long-term goals for the areas of weakness to be address in 2001. Those goals were:

I. Housing

- Achieve a high and consistent standard of housing maintenance citywide
- Achieve significant property upgrades in all housing categories, particularly two-family dwellings and apartment buildings
- Boost property values in those parts of the community that are lagging behind
- Attract and assist owners who are able and willing to reinvest in their properties

II. Public Spaces

- Improve merchant relations and increase cooperative ventures between merchants and the City
- Improve the appearance of retail areas
- Establish consistent maintenance of parks and public lands
- Begin to implement state-mandated storm water best practices in the Doan Brook Watershed
- Establish a coordinated signage plan for all public property

III. Attract and Retain

- Streamline City communications and bring communications vehicles up to today's technological standards
- Increase interest and demand for the Shaker Community by reaching a larger audience and increase the repeat buyer market
- Retain residents at all age levels
- Quality of Life
- Provide enrichment and leisure activities that maximize benefits to the greatest number of residents of all ages
- Encourage public gatherings that bring neighbors and different ages together that promote community
- Collaborate with the Shaker Heights School System and private and non-profit sectors to support the youth of the City

In addition to the specific action plans developed to support the above goals, all City departments continued to undertake the day-to-day functions supporting the strengths of the City.

The City's Strategic Investment Plan began to bear fruit in 2001. Construction began on the first phase of Sussex Courts, the City's second new housing development in the last three years. When completed, the development will feature 46 upscale townhouses on the north and south sides of Chagrin Boulevard, one of the City's main east/west thoroughfares. Phase I consists of 16 units, ranging in price from \$250,000 to \$460,000. The project will eventually include the narrowing of Chagrin Boulevard and streetscaping in order to create a more pedestrian friendly environment. Once completed, the estimated market value of the property will increase from \$660,000 to approximately \$13.7 million. The property acquisition and the public improvements necessary for the project are being financed using approximately \$3.1 million of tax increment financing debt. The debt will be retired using the additional revenue generated from the new property value created by the project. As a result, the project will not impact the City's General Fund.

In addition to Sussex Courts, the City also has been working to strengthen the Shaker Towne Centre shopping district of the City. During 2001 and into the first half of 2002, the City has been working on plans for this area. The first step in that plan was the City's decision to relocate one of its two fire stations from its present site attached to City Hall to a location on Chagrin Road in the Shaker Towne Centre district. The new station will be known as Fire House No. 1. The decision to relocate the new firehouse in the shopping district was predicated on the belief that the resulting increase in foot traffic and other activity related to the firehouse will contribute to a shopper-friendly environment. The new firehouse is currently under design with construction of the \$5 million facility anticipated to begin in the fall of 2002. The new firehouse will be financed by a debt issue. The debt service will be funded as a component of the City's capital program.

The decision to locate the new firehouse in the Shaker Towne Centre district was the lynchpin to the redevelopment of the area. Throughout 2001 and into 2002 the City worked with private developers on plans for the area's redevelopment. The effort appears to have paid off. In May of 2002, the City announced a redevelopment plan that will result in approximately \$33 million of public and private improvements in the Shaker Towne Centre district. The plans call for the City to assemble the development site (which is located directly behind the existing Shaker Towne Centre Shopping Center) by acquiring two aging apartment buildings and demolishing those buildings. The City will also acquire a small portion of the Shaker Towne Centre shopping center. Once these properties have been acquired, the City will construct a new road through the resulting development parcel and shopping center that will connect Van Aken Boulevard to Chagrin Boulevard. The City will also relocate one other existing road in the area and construct all necessary utilities to service the new road and development sites as well as streetscaping the new north-south road. The estimated \$7.1 million cost of the project will be financed using tax increment financing. The revenue from the increase in taxable value of the new development (estimated to be approximately \$22 million) over the \$2.1 million value of the existing development will be used to finance the debt issue.

Once the City has assembled the development site, the private developer, Heartpoint Devco LLC, will acquire the site from the City and construct 157 new residential units on the site. The development will include loft-style condominiums, townhouses and apartments. In addition, two new retail buildings will be built contiguous to the shopping center, giving the area a sense of connection and continuity with the Shaker Towne Centre shopping district. The owners of the shopping center will complete façade renovations to all stores in the shopping center. In addition, Heinen's supermarket, one of the shopping center's anchor tenants, will undergo a \$2.3 million renovation. Work on this project is expected to begin during the summer of 2002.

The City also acquired two more properties on the south side of Chagrin Road in the Shaker Towne Centre district. This brings the number of commercial sites owned or controlled by the City in this area to eight. Once the Shaker Towne Centre project is underway, the City plans to seek a private investor to redevelop the property while preserving the architectural character of the buildings on the south side of the shopping district.

During 2001, the City learned that it will be the recipient of two, twenty-year, interest free loans from the Ohio Public Works Commission totaling \$4.2 million to finance improvements to the City's water distribution system. It is anticipated the project will be engineered in the second half of 2002 with construction to begin in late 2002 or early 2003. This will be the first significant improvement to the water distribution system undertaken by the City since the late 1980's.

Following a complete inventory and appraisal, including core samples of the street surfaces, of all City streets, the Public Works department completed the resurfacing of 17 streets in the City. The estimated cost of the 2001 street improvement program was approximately \$951,000.

In an effort to improve the quality of the Shaker Lakes, the City as part of a consortium of area local governments, was notified during 2001 that it will awarded in 2002 a \$530,000 federal Environmental Protection Agency grant to fund the installation of biofilters in Green Lake. The grant will also fund public education events, stream quality monitoring, a study to determine the City storm water needs and a stream bioengineering project. This project will enhance the quality of the Shaker Lakes parks and the Doan Brook Watershed.

As a primarily residential City with a diverse housing stock, the City considers housing to be its major industry. During 2001, the City remained committed to maintaining and improving its housing stock. To encourage property maintenance, the City, along with the cities of Cleveland Heights, Euclid and Lakewood, began participation in the Heritage Loan Program. The Heritage Loan Program is a \$5 million pilot loan program for the purpose of restoring and preserving historic homes. The County, the cities and the Preservation Resource Center of the Cleveland Restoration Society (CRS) sponsor the program. The goal of the program is to encourage owners of single, two- and three-family homes valued at up to \$500,000 and built before 1950 to reinvest in their homes following historic preservation standards. CRS will provide the homeowners with technical assistance. Each community is allotted thirty loans. Also during 2001, the City was the recipient of a \$50,000 Community Development Block Grant to fund its Exterior Home Maintenance Program. The City also committed \$30,000 to this program from its 2001 capital program. The purpose of this program is to provide financial and staff assistance to homeowners correcting exterior housing code violations cited by the City.

The future of the former Malvern School building and site, now owned by the City, was resolved during 2001. The property, acquired by the City from the Shaker Heights School District in the late 1980's, is currently leased to the Solomon Shechter School. The school will be vacating the property at the end of the 2001/2002 school year. After a lengthy process involving numerous meetings with the surrounding neighborhood, public hearings, Council meetings regarding potential re-use of the site, the development of re-use guidelines and requests for proposals, it was announced the Hanna Perkins School will occupy the site. Hanna Perkins is a center for child development that is currently located in the University Circle area of Cleveland. Under the terms of the agreement, Hanna Perkins will purchase the building for \$225,000 over ten years and lease the grounds for \$100 per year. Hanna Perkins also is obligated to complete a \$3.5 million renovation of the facility following the Malvern historic preservation guidelines. Hanna Perkins also agreed to allow public access to the existing playgrounds and other areas of the site.

The Northeast Ohio Regional Sewer System (NEORSD) continued during 2001 to work on the Shaker Heights portion of the Heights Interceptor Sewer Project. Construction of the Van Aken Boulevard section of the project was begun during 2000 and is expected to be completed during 2003. The improvement project is part of a multi-million dollar program whose objective is to supplement the capacity of the City's existing sewer system in order to alleviate basement flooding and sewer overflows during significant rain events.

The City continued to monitor the effects of Ohio Senate Bill 108 (SB 108) on Estate Tax revenue. SB 108 increased the Estate Tax exemption from estates with a value of \$25,000 or less to estates with a value of \$338,500 or less. As the Estate Tax is the primary funding source for the City's annual capital program, any threat to this revenue source is significant to the City's operation. While SB 108 appeared to have no effect on 2001, it is anticipated that it will cause a \$300,000 to \$500,000 reduction in revenue beginning in 2003. During 2001, the City worked to make other communities aware of the impact SB 108 on their communities and to attempt to work together to avoid any further reduction in this revenue source without additional replacement funding. The City also worked to make state legislators aware of the negative impact of their actions on local government's ability to fulfill its responsibility to its citizenry. Fortunately, as of the date of this letter, there are no current plans in the legislature to eliminate this revenue source. The City will continue to monitor this situation closely during 2002 and beyond.

Accounting Policies and Budgetary Control

When reviewing the financial statements and other information presented in this Comprehensive Annual Financial Report, it is important for the reader to consider the "measurement focus" of the information presented. "*Measurement focus*" is the term used to denote what accountants are attempting to measure and report in a fund's operating statement. For financial reporting purposes, the City of Shaker Heights financial statements are prepared in accordance with generally accepted accounting principles (GAAP) as applicable to local governments.

Under GAAP, the Governmental and Fiduciary fund types use a flow of financial resources measurement focus. This measurement focus is concerned with whether or not there are more resources that may be expended in the near future as a result of events and transactions that occurred during the period of time being reported upon. To facilitate this measurement focus, the Governmental and Fiduciary fund types utilize a modified accrual basis of accounting. Under this basis of accounting, revenues are recognized when measurable and available to finance current expenditures; expenditures are recognized when goods or services are received and liabilities are incurred.

Proprietary Fund types measurement focus is the economic impact upon the fund of events and transactions that occur during the reporting period. To facilitate this focus, Proprietary Funds utilize the accrual basis of accounting. The accrual basis of accounting recognizes transactions as income/revenue or expense when the transaction occurs without regard to the timing of the related cash flow.

In accordance with Ohio law, the City prepares its budget on a modified cash basis of accounting. This basis of accounting is not in accordance with GAAP. Under this basis, revenue is recognized when actually received in cash. Encumbrances are recorded as budgetary obligations upon entering into a purchase agreement. Budgetary obligations are comprised of total current year expenditures plus unliquidated encumbrances. The unencumbered appropriation balances of funds for which the City adopts an annual budget lapse at year end and revert back to the respective funds from which they were originally appropriated, thus becoming available for future appropriation by City Council. The notes to the financial statements contain a reconciliation of the budget basis financial statements and the financial statements prepared in accordance with generally accepted accounting principles.

With the exception of fiduciary and capital project funds, City Council annually adopts (or appropriates) operating budgets for all funds. State law provides that total obligations cannot exceed the total amount appropriated for the fund; the City maintains its legal level of budgetary control at this level. During the course of 2001, Council did adopt amendments to the budget to account for new funds and grants received.

Council has deemed fiduciary funds to be appropriated for their intended use upon receipt; accordingly the legal level of budgetary control for these funds is at the fund level. Budgets for capital project funds are adopted on a project-by-project basis. Project appropriations lapse only upon completion of the project; therefore the unencumbered balances of ongoing capital project appropriations are carried over to the subsequent fiscal year. The City maintains its legal level of budgetary control for capital project funds at the project level. During the course of 2001, Council adopted appropriations totaling approximately \$8.5 million for both new capital projects as well as to amend the appropriations for various projects that were originally appropriated in previous years.

In addition to its legal level of budgetary control, the City exercises management control over its budget at the department level. The Mayor and/or Chief Administrative Officer are authorized to transfer amounts between departments so long as the total amount appropriated for each fund does not exceed the amount approved by Council. A more detailed discussion of the budgetary process is included in the notes to the financial statements in the financial section of this report.

The City maintains a fully automated financial accounting system. Budgetary control is maintained through the use of a purchase order system. The purchase order (required before making any purchase in excess of \$500) creates the encumbrance against the current unobligated budget. In addition, City management requires the solicitation of competitive quotes for material purchases exceeding \$500. The City Charter requires that purchases of \$25,000 or more be publicly bid before a contract and the related purchase order may be authorized. Unliquidated encumbrances do not lapse at year-end but are carried forward to the next year as a reservation of fund balance to be used for their intended purpose(s). Upon final payment of any purchase order carried over from a prior year, the unexpended balance of the encumbrance is closed to the fund's available fund balance for consideration for future appropriation by City Council.

Internal Accounting and Reporting Control

As previously stated, the City administration is responsible for the sound administration of the financial resources of the City. In fulfilling this responsibility, the administration has developed a system of internal accounting controls upon which it relies to provide reasonable, but not absolute, assurance regarding the safeguarding of the City's assets against loss resulting from the asset's unauthorized use or disposition and the reliability of financial records for preparing financial statements and maintaining accountability for assets.

It is important to note that the internal accounting controls built into the City's system were developed within the framework of the concept of *reasonable*, not absolute, assurance. This concept recognizes that the cost of instituting and maintaining internal controls should not exceed the benefits likely to be derived from said controls and that the evaluation of the costs and benefits requires estimates and judgments by the City's management. Regular reviews of internal controls occur within the framework of this policy. We believe that the City's system of internal accounting controls meet these objectives and provide reasonable assurance of proper recording and reporting of financial transactions.

Fund and Account Group Structure

As required by generally accepted accounting principles, the fund and account groups of the City are organized as follows:

Governmental Funds – Funds used to account for the acquisition, use and balances of expendable financial resources and the related current liabilities – except those accounted for in propriety funds and fiduciary funds. Comprised of the following four fund types, governmental funds are used to account for the City's governmental – type activities.

General Fund - The fund used to account for all financial resources, except for those required to be accounted for in another fund. The General Fund is the primary operating fund of the City.

Special Revenue Funds - Funds used to account for the proceeds of specific revenue sources (other than expendable trusts or for major capital projects) that are legally restricted to expenditure for specified purposes.

Debt Service Fund – The fund used to account for the accumulation of resources for, and the payment of, general long-term debt principal and interest.

Capital Project Funds - Funds used to account for the financial resources to be used for the acquisition or construction of major capital facilities (other than those financed by proprietary funds and trust funds).

Proprietary Funds - Fund types used to account for the City's ongoing organizations and activities that are similar to those often found in the private sector. Unlike other fund groups, all assets, liabilities, revenues, expenses and transfers relating to the City's business and quasi-business activities are accounted for through proprietary funds. Proprietary funds include the following fund types:

Enterprise Funds - Funds used to account for operations that are financed and operated in a manner similar to private business enterprises where the intent of the City is that the costs of providing goods and services to the general public on a continuing basis be financed or recovered primarily through user charges.

Internal Service Funds - Funds used to account for the financing of goods or services provided by one department to other departments of the City on a cost reimbursement basis.

Fiduciary Funds - Fund types used to account for assets held by the City in a trustee capacity (Trust Fund Type) or as a fiscal agent (Agency Fund Type) for individuals, private organizations, other governmental units and/or other City funds. Currently, the sole City trust fund is classified as an expendable trust fund meaning that the assets of the fund may be expended for its specified purpose.

Account Groups - Accounting entities used to establish control over and accountability for the City's general fixed assets and the unmatured principal of its general long-term debt. Unlike funds, account groups are not used to account for sources, uses and balances of expendable, available financial resources. Currently, generally accepted accounting principles provide for two account groups. They are as follows:

General Fixed Asset Account Group - To account for all fixed assets of the City, except those fixed assets accounted for in the proprietary and trust fund types.

General Long-Term Obligations Account Group - To account for all long-term obligations of the City, except for those long-term obligations accounted for in the proprietary and trust fund types.

Overview of General Governmental Revenues and Expenditures

A. Revenues and Other Financing Sources

When the term "general government" is used in this transmittal letter or the statistical section of this Comprehensive Annual Financial Report, we are referring to the total of the governmental fund types (i.e. General, Special Revenue, Debt Service and Capital Projects Funds) and the expendable trust fund. Revenues for general governmental functions are categorized as follows:

Property Taxes - Amounts levied against the taxable or assessed value of all real and public utility property and tangible personal property used in business. Real property is assessed at 35% of its true (market) value as determined by the Cuyahoga County Auditor. The true value of personal property is based on composite annual allowances and is assessed at 88%, except for the following:

Electric Utility Production Equipment: Assessed at 100% of true value (50% of cost).

Personal Property of Rural Electric Companies: Assessed at 50% of true value.

Personal Property of Railroads: Assessed at 25% of true value.

Telephone Utility Personal Property: Effective in tax year 1995, all interexchange telephone personal property is assessed at 25%. Local exchange telephone personal property added to the tax roles during tax year 1995 and thereafter is assessed at 25% of true value; existing personal property is assessed at 88% of true value.

Municipal Income Taxes - Taxes levied at the rate of 1.75% on all wages, other compensation and net profits earned within the City, as well as on the income of residents which is earned outside of the City. In the latter case, if the resident's income is subject to taxation by another municipality, the City allows a tax credit equal to 50% of the income tax paid to the other municipality up to a maximum credit of one half of the first one percent of income taxed by the other municipality.

Other Local Taxes - Primarily admission taxes levied on amounts paid for admission to any place, performance for profit, golf course green fees and annual membership dues by any club or organization maintaining a golf course.

State Levied, Shared Taxes - Includes local government taxes levied by the State of Ohio and received directly from the State or indirectly from Cuyahoga County. This category includes inheritance taxes, cigarette taxes and liquor and beer permit fees, all of which are distributed to the City in accordance with various state-prescribed formulae.

Intergovernmental Grants & Contracts - Includes reimbursements for state mandated property tax credits and rollbacks, state aid for health activities, other local, state and federal grants and local intergovernmental operating contracts.

Charges For Services - Includes charges for general governmental services such as sewer fees, ambulance run fees, magazine advertising, special rubbish pickups, cable television franchise fees, and police training academy fees.

Fees, Licenses and Permits - Includes charges for zoning appeal fees, building trade licenses, registrations, permits and inspections.

Interest Earnings - Interest and other profits earned on investments including the difference between the fair value of the City's investments at December 31 versus the amount paid at purchase, if originally purchased during the current year, or the fair value of the investment on December 31 of the prior year, if the investment was purchased by the City during a prior year.

Special Assessments - Revenues from assessments levied on various parcels of property to finance special benefits conferred on those parcels. Includes assessments for tree maintenance, street lighting and nuisance abatements.

Fines and Forfeitures - Payments received by the City through the Shaker Heights Municipal Court from fines, costs, and bond forfeitures for both civil and criminal cases.

All Other Revenue - Miscellaneous sources of revenue that are not accounted for in any other category.

Not all increases in governmental fund's resources are classified as revenues. In certain specific instances, generally accepted accounting principles require that increases in current financial resources be reported as other financing sources. Amounts reported as other financing sources include operating transfers from other funds, proceeds from the issuance of general long-term debt, proceeds from the sale of general fixed assets (if a material source of revenue) and amounts equal to the present value of minimum lease payments arising from capital leases where the lease is used to finance the construction or acquisition of a general fixed asset.

The following summary schedule compares revenues and other financing sources for general governmental functions and includes a discussion of material differences from 2000 to 2001:

Revenue Source	Year Ended December 31,		Increase (Decrease) From 2000
	2001	2000	
Property Taxes	\$ 6,368,356	\$ 5,719,115	\$ 649,241
Municipal Income Taxes	18,927,461	17,264,797	1,662,664
State Levied Shared Taxes	5,961,216	5,215,757	745,459
Intergovernmental Grants and Contracts	2,920,659	2,140,165	780,494
Charges For Services	3,276,315	3,210,192	66,123
Fees, Licenses & Permits	340,124	363,509	(23,385)
Interest Earnings	1,839,948	1,780,331	59,617
Special Assessments	1,324,288	1,239,530	84,758
Fines and Forfeitures	854,688	983,715	(129,027)
All Other Revenue	1,487,042	1,660,238	(173,196)
Subtotal	\$43,300,097	\$39,577,349	\$3,722,748
Other Financing Sources	4,461,041	3,440,106	1,020,935
Total	\$47,761,138	\$43,017,455	\$4,743,683

Property tax revenue increased by approximately 11.4% in 2001 over the amount realized in 2000. This increase is the direct result of the statutorily required reappraisal of the value of all real estate in the county that was completed by the Cuyahoga County Auditor in order to update valuations assigned to the property during the Auditor's 1997 reassessment. The Auditor's study determined that the value of residential real property had increased by approximately 13.2% over 1999 values. Overall, total property valuation increased by 13.0%. Excepting for the granting of property owner's appeals and the value added by new construction, these values will remain at this level until 2004, when the Auditor is required to reassess property values.

City income tax revenue increased by approximately 9.6% in 2001 over the amount realized in 2000. Revenue from individual taxpayers increased by approximately 13.4% while revenue from withholding taxes, business net profits and related penalties and interest increased by 2.7%. The increase in revenue is attributable to a successful delinquent taxpayer collection program that resulted in the collection of approximately \$500,000 from delinquent taxpayers. In addition, as was noted in the 2000 CAFR, 2001 revenue was impacted by the fact that December 31, 2000 fell on a weekend. It is our belief that this quirk of the calendar resulted in a significant number of taxpayer's year-end payments being reflected in 2001 rather than 2000. Revenue from individual taxpayers was \$11.9 million in 1999, \$11.2 million in 2000 and \$12.7 million in 2002.

The 2001 increase in revenue from State Levied, Shared Taxes arises primarily from an increase in the amount of Estate Tax revenue recognized in 2001. The City realized approximately \$3.5 million from this source in 2000 compared to approximately \$2.7 million in 2000.

The 2001 increase in Intergovernmental Grants and Contracts resulted from revenue related to grant funding the Northern Ohio High Intensity Drug Trafficking (HIDTA) operation. During 2001, the City received approximately \$1,638,000 from the President's Office of National Drug Control Policy to finance the activities of the HIDTA's operation compared to \$873,000 in 2000. The City serves as fiscal agent for the Northern Ohio HIDTA. 2001 was the HIDTA's second full year of operation.

The 2001 increase in Other Financing Sources results primarily from the operating transfer from the General Fund to the General Capital Improvements Capital Project Fund based upon the City's fund balance policy. Because the City met its fund balance goals in 2001, approximately \$1.8 million was transferred. This represents an increase of approximately \$1.2 million compared the \$612,000 that was transferred in 2000.

B. Expenditures and Other Financing Uses

General governmental expenditures are categorized under the following functions:

Security of Persons and Property - Functions whose primary purpose is to reduce the amounts and effects of external harm to individuals and property. This function includes expenditures for police and fire protection (including emergency medical services), traffic signs and signals, animal control and street lighting.

Public Health and Welfare - Functions whose primary purpose is to provide for the physical and mental health of residents by preventing or reducing the number, length and severity of illnesses and disabilities. This function includes expenditures for public health services, restaurant inspections, and mental health services.

Leisure Time Activities - Functions whose primary purpose is to provide year-round leisure time opportunities for residents and others. This function includes expenditures for maintenance of parks and public lands, recreation programs, playgrounds, swimming and ice skating.

Community Environment - Functions whose primary purpose is to provide residents of the community with a superior living environment. This function includes expenditures for city planning and development, housing and building code enforcement, senior adult services, community relations and tree maintenance and leaf removal.

Basic Utility Services - Functions whose primary purpose is to provide residents with basic public services necessary for a safe and sanitary living environment. This function includes expenditures for maintenance and replacement of water lines, maintenance and replacement of storm and sanitary sewer lines, and refuse collection and disposal.

Transportation - Functions whose primary purpose is to facilitate the efficient flow of traffic through the community. This function includes expenditures for street maintenance and repair, traffic signal maintenance, street sweeping and ice and snow removal.

General Government - Functions whose primary purpose is to provide for the activities of the executive, legislative and judicial branches, including providing support services to the other general governmental functions. This function includes expenditures for the Mayor's office, city council (including related boards and commissions), the municipal court, and general administrative services including finance, human resources, legal, public service administration and other administrative support.

Capital Outlay - Expenditures for the purchase of long-lived tangible assets necessary to the functioning of the City. Includes expenditures for the purchase of land, buildings, equipment and improvements with a useful life of one year or more and a unit cost of at least one thousand dollars.

Debt Service - Expenditures for the retirement of long-term debt principal and payment of interest on the City's general obligation notes, bonds and other debt. Expenditures for short-term debt principal are accounted for as fund liabilities.

Similar to revenue classification, not all decreases in governmental fund resources are classified as expenditures. Generally accepted accounting principles require that in certain specific situations, decreases in current financial resources be classified as other financing uses. Operating transfers to other funds and certain specific types of debt refinancing transactions (of which the City had none) are classified as other financing uses.

The following summary schedule compares expenditures and other financing uses for the City's general governmental functions and includes a discussion of material differences from 2000 to 2001.

Function	Year Ended December 31,		Increase (Decrease) From 2000
	2001	2000	
Security of Persons & Property	\$16,302,671	\$15,498,381	\$804,290
Public Health & Welfare	397,931	375,271	22,660
Leisure Time Activities	582,860	570,420	12,440
Community Environment	4,590,959	4,377,913	213,046
Basic Utility Services	3,182,130	3,168,986	13,144
Transportation	1,542,087	2,144,245	(602,158)
General Government	7,222,763	7,157,255	65,508
Capital Outlay	5,463,533	4,544,652	918,880
Debt Service	231,498	144,307	87,191
Subtotal	\$39,516,431	\$37,981,430	\$1,535,001
Other Financing Uses	5,565,520	4,405,312	1,160,208
Total	\$45,081,951	\$42,386,742	2,695,209

The 2001 increase in expenditures in the Security of Persons and Property activity is the result of several factors. 2001 was the second full year of operation for the Northern Ohio High Intensity Drug Trafficking Area (HIDTA) for which the City acts as fiscal agent. HIDTA grant expenditures increase by approximately \$474,000 over the amount expended in 2000. The remainder of the increase is primarily attributable to cost of living increases granted to the police and fire unions in 2001.

The decrease in the Transportation activity relates directly to the increase in the Capital Outlay category. In 2001, the City increased the level of capital street improvements that it performed and accounted for those expenditures in the General Capital Improvements Capital Project Fund in the Capital Outlay activity. In 2000, the City transferred moneys from the General Capital Improvements Fund to the Street Maintenance Special Revenue Fund to finance an increased level of street maintenance. Those expenditures are reflected in the 2000 Transportation activity total.

The 2001 increase in Other Financing Uses results primarily from the operating transfer from the General Fund to the General Capital Improvements Capital Project Fund based upon the City's fund balance policy. Because the City met its fund balance goals in 2001, approximately \$1.8 million was transferred. This represents an increase of approximately \$1.2 million compared the \$612,000 that was transferred in 2000.

General Fund Revenues and Expenditures

The General Fund is the City's primary operating fund. Since it accounts for all items not legally required to be accounted for in another fund, the General Fund traditionally accounts for most general governmental revenue and expenditure activity. In addition, the use of General Fund revenues, within the overall legal restraints of the City Charter and Ohio Revised Code, are determined by City Council. The following schedules compare the General Fund's fiscal year 2001 revenues and expenditures to fiscal year 2000.

Revenue Source	Year Ended December 31,		Increase (Decrease) From 2000
	2001	2000	
Property Taxes	\$5,982,376	\$5,372,503	\$ 609,873
Municipal Income Taxes	18,927,461	17,264,797	1,662,664
State Levied Shared Taxes	1,656,883	1,859,460	(202,577)
Intergovernmental Grants and Contract	1,036,249	981,814	54,435
Charges For Services	1,878,506	1,948,728	(70,222)
Fees, Licenses & Permits	340,124	362,474	(22,350)
Interest Earnings	1,647,137	1,610,781	36,356
Fines and Forfeitures	582,408	607,655	(25,247)
All Other Revenue	1,001,160	1,281,446	(280,286)
Subtotal	\$33,052,304	\$31,289,658	\$1,762,646
Other Financing Sources	-0-	1,398	(1,398)
Total	\$33,052,304	\$31,291,056	\$1,761,248

The 2001 General Fund decrease in State Levied Shared Taxes results from the City's decision to credit no Estate Tax Revenue to the General Fund. In 2001, the City dedicated all Estate Tax revenue to finance its capital program. Therefore all 2001 revenue is reflected in the General Capital Improvements Capital Projects Fund. In 2000, the City credited \$200,000 from this source to its General Fund and any amount over that to its General Capital Improvements Fund to finance that year's capital program. In 1999 and earlier years, the City credited \$500,000 to the General Fund to finance operating expenses and any amount of Estate Tax revenue in excess of \$500,000 to its General Capital Improvements Fund.

As the City's General Fund is the primary component of its general governmental activities, no further discussion of 2001 versus 2000 changes in revenue is necessary.

Function	Year Ended December 31,		Increase (Decrease) From 2000
	2001	2000	
Security of Persons & Property	\$12,719,558	\$12,329,694	\$ 389,864
Public Health & Welfare	397,931	375,271	22,660
Leisure Time Activities	582,860	570,420	12,440
Community Environment	3,806,088	3,278,980	527,108
Basic Utility Services	2,691,490	2,581,223	110,267
Transportation	593,220	742,949	(149,729)
General Government	6,827,390	6,828,308	(918)
Capital Outlay	493,067	367,859	125,208
Subtotal	\$28,111,604	\$27,074,704	\$1,036,900
Other Financing Uses	5,001,181	3,446,150	1,555,031
Total	\$32,112,785	\$30,520,854	\$2,591,931

The increase in the Community Environment activity reflects approximately \$290,000 in costs incurred for the development and implementation of a new City website. In addition, the activity also reflects approximately \$110,000 in expenditures by the Economic Development Department that was created in 2001. Finally, the activity also reflects approximately \$90,000 of additional expenses incurred in the Public Outreach activity based upon the City's 2001 goal of more effectively communicating with its residents and those who may be interested in living in or locating a business in the City.

As the City's General Fund is the primary component of its general governmental activities, no further discussion of 2001 versus 2000 changes in its expenditures is necessary.

General Governmental Fund Equity

Governmental and expendable trust funds' equity are the difference between the funds' assets and liabilities. Fund equity provides the City with the ability to deal with unanticipated liabilities; shortfalls in the receipt of anticipated revenues, the ability to take advantage of unforeseen economic opportunities as they arise and to avoid any short-term problems that might arise from the timing of cash flow. In order to maintain effective management of the City's financial resources and operational activities, it is important that fund equity be maintained at an appropriate level and monitored.

In recognition of the importance of maintaining an adequate level of fund equity, City Council adopted a fund balance policy for the General Fund and General Capital Projects Fund, two funds over which the City maintains discretionary control. While not legally binding, City Council established the following goals:

General Fund - The City should, as a financial goal, endeavor to carry forward at the beginning of each fiscal year a General Operating Fund balance of not less than twenty percent of budgeted operating fund expenditures. Any fund balance in excess of twenty percent is to become available for transfer to the General Capital Fund in order to meet related capital needs of the City.

General Capital Projects Fund - The City should, as a financial goal, endeavor to begin each fiscal year with an annual Capital Fund balance sufficient to provide funding for the current year's capital debt funding requirements plus a one-half million dollar contingent reserve.

The City realized both of these fund financial goals during 2001. As a result of 2001 operations, approximately \$1.8 million was eligible for and was transferred from the General Fund to the General Capital Fund. General governmental operations during the year produced the following changes in fund equity for the various governmental funds of the City:

Fund Type	Year Ended December 31,		Increase (Decrease) From 1999
	2001	2000	
General	\$8,390,211	\$8,429,507	\$(39,296)
Special Revenue	\$3,568,767	\$2,381,888	\$1,186,879
Debt Service	\$318,875	\$306,054	\$12,821
Capital Projects	\$6,325,358	\$4,831,157	\$1,494,201
Expendable Trust	\$337,083	\$291,317	\$45,766
Total	\$18,940,294	\$16,239,923	\$2,700,371

Cash Management

The investment of City funds is governed by both the City's charter and codified ordinances. The City's investment goals are to ensure the safety of principal, ensure the availability of funds to meet the City's current obligations and to maximize investment yield. No single goal is deemed to be paramount over another.

The cash resources of the City's individual funds are combined into a single pool and invested to the extent available. The City invests in treasury notes, treasury bills, repurchase agreements and other authorized instruments. Repurchase agreements use obligations backed by the full faith and credit of the United States and its agencies. The City has never invested its funds in any type of investment pool. The authorized maximum investment maturity is five years from the date of purchase.

Interest earned on investments is distributed to the General Fund and each of the City's restricted funds on a pro-rata basis. Interest revenue is allocated to the restricted funds based upon each fund's available cash balance relative to the total available cash balance of all funds. The remaining revenue is credited to the General Fund. Beginning in 1998, in accordance with Statement No. 31 of the Governmental Accounting Standards Board (GASB), the City began to recognize the change in the fair value of its investments as of the end of the year and reflecting any unrealized gain or loss resulting from market fluctuations on its operating statement. While the City purchases each investment with the intent to hold it to its ultimate maturity and therefore should not incur any losses, this change more fairly reflects the amount of funds that the City would achieve if it were forced to liquidate its entire investment portfolio.

Investments and deposits at December 31, 2001 totaled \$32,128,593. These investments are stated at their fair value as of December 31, 2001. The City's total revenue from investments for 2001 was \$2,035,521.

Risk Management

The City strives to provide itself with superior risk coverage at the lowest possible cost to its residents. Since 1986, when the City completely self-insured its general liability due to skyrocketing premium costs relative to the insurance coverage provided, the City has been successful in obtaining various forms of excess liability insurance coverage while still self-insuring a portion of its risk.

Broad Form Excess Liability - This insurance includes law enforcement, emergency medical services, automobile and public officials liability insurance and is limited to \$10 million. With the exception of EMS and automobile liability (detailed below), the City self-insures the first \$250,000 of any claim. In certain specific instances where city management deems that there is a greater than normal exposure to a claim, the City will purchase coverage up to \$250,000 for the specific event.

Automobile Liability and Physical Damage - This policy has a \$250 deductible for comprehensive coverage and \$500 deductible for collision coverage for vehicles with a value of \$50,000 or greater. The City self-insures vehicles with a value of less than \$50,000. Automobile liability is limited to one million dollars per accident at which point the City's broad form excess liability policy then provides coverage.

Emergency Medical Insurance Coverage - This policy has a deductible of \$250 per occurrence and an occurrence limit of \$250,000 at which point the City's broad form liability policy would then provide coverage. The aggregate limit of this policy is \$500,000.

Property and Marine Commercial Insurance - This policy has a deductible of \$1,000. Coverage is limited to \$30,504,189 for property and contents and \$1.5 million for contractor's equipment. Boiler insurance has a property damage limit of two million dollars with a deductible of \$1,000. The City maintains catastrophic loss coverage of \$3 million for physical damage to all vehicles while in storage.

Commercial Crime and Public Employee Dishonesty Insurance - This policy has an aggregate limit of \$500,000 with a deductible of \$1,000.

The City applied for and was accepted in the State of Ohio Workers' Compensation Retrospective Rating Plan for claims arising out of the years 1994 through 1999. Under the terms of this plan, the City initially paid a fraction of the premium (the minimum premium) that it would have had to pay as an experience-rated risk. As costs for the City's injured workers' claims are incurred and paid by the Bureau of Workers Compensation, the City then reimburses the Bureau for all amounts paid, subject to the individual claim cost and employer's premium limitation. For the years 1995 through 1999 respectively, the City has adopted a plan with no limit on individual claims and an overall premium limitation 200% of the experience plan premium. For 1994, the City adopted a plan with no limit on individual claims and an overall premium limitation of 150% of the experience plan premium. This translates to an overall premium limitation of \$1.4 to \$2.0 million per year for each of these years' claims. Within these limitations, the City is responsible for funding all costs for the ten-year period following the claim year. At that time the Bureau will bill the City for any unresolved claims and then assume responsibility for any future expenses. The City has fully funded its Self-Insurance Internal Service Fund according to what it believes its true claims cost will be based upon an outside consultant's analysis of the City's claims history. Adoption of this plan has resulted in annual cost avoidances ranging from \$425,000 to \$565,000 per year or approximately \$2.2 million over the five-year period. As with all risk, the City continues to closely monitor its reserves, adjusting them accordingly as the need arises. For 2001, the City chose the traditional manner of funding claims, as an experience rated risk, thereby transferring all future risk to the Ohio Bureau of Workers Compensation at a total cost of approximately \$333,000.

As of December 31, 2001, the City's Self-Insurance Internal Service Fund had available fund equity of \$3,234,633 to fund this program.

General Fixed Assets

The General Fixed Assets of the City include all city owned land, buildings, improvements and equipment used in the performance of general governmental functions. Excluded from general fixed assets are the fixed assets of the proprietary funds. The City has also elected not to capitalize infrastructure such as roads, curbs and sidewalks. Accordingly, the value of these items is not included in the General Fixed Assets Account Group.

As of December 31, 2001, the general fixed assets of the City totaled \$38,191,607. This amount represents the historical cost or estimated historical cost, if actual historical cost is not available. The City does not recognize depreciation on the assets recorded in the General Fixed Assets Account Group.

Debt Administration

The State of Ohio limits the total amount of bonded debt issued by a municipality to 10.5% of total assessed valuation of the municipality's real, public utility and tangible personal property. Total bonded debt includes both voted and unvoted debt including short-term notes issued in anticipation of issuing bonds. In addition, any debt authorized by Council without a vote of the people (referred to as unvoted or councilmanic debt) is limited by the State to 5.5% of total assessed property value. As of December 31, 2001 these limitations were approximately \$77.5 million and \$40.6 million. The City is well within these debt limitations.

A. Long-Term Obligations

At December 31, 2001, the City's long-term debt obligations were as follows:

OPWC Sewer Imp. Loan (0.00%)	\$ 545,062
Accrued Compensated Absences	<u>2,686,769</u>
Total	<u>\$3,231,831</u>

It should be noted that because the City currently has no bonded debt outstanding, it has no current bond rating. Moody's Investor Services, Inc. withdrew the City's former bond rating of Aa1 on December 1, 1992 when the last of the City's bonded debt was retired.

The City will utilize a portion of its sewer surcharge to retire the loan received from the Ohio Public Works Commission. The City is funding compensated absences through its operating budget as the employees use the absences.

B. Short-Term Note Obligations

At December 31, 2001, the City had total councilmanic note obligations of \$7,600,000 with an interest rate of 3.40%. In addition to financing its Police & Fire Unfunded Pension Liability and the acquisition of a fire truck, the City's note issue also included \$1,430,000 that was borrowed by the City on behalf of the Shaker Heights Public Library to partially finance the renovation of the former Moreland School building to serve as the new main library. This facility is owned by the City and leased to the Shaker Heights Library. Under the terms of the lease, the Library is obligated for the financing of this portion of the note. On May 14, 2002, a replacement note in the amount \$3,315,000 was issued. Included in this note was \$1,275,000 to refinance the Library's liability, \$1,680,000 to refinance the City's Police and Fire Pension Note, \$240,000 to finance the acquisition of a fire truck and \$120,000 to finance the acquisition of an ambulance. The \$155,000 reduction relative to the Library improvements was financed by the Library's annual rental payment. The replacement note was issued with an interest rate of 2.0% and will mature on May 14, 2003. Sometime prior to that date, the City plans to issue a bond to refinance the maturing note.

Despite the City's intent to retire these notes on a long-term basis, the notes are considered to be short-term debt because the City will not be issuing a bond to refinance the notes until after the issuance of this report. Accordingly, the notes are classified as short-term, fund liabilities rather than being accounted for as general long-term debt.

Pension Obligations

All employees of the City belong to one of two state sponsored pension plans. Non-uniformed employees are members of the Public Employees Retirement System of Ohio (PERS). Police officers and firefighters are members of the Police and Pension Fund (OP&F). Both retirement plans are cost sharing, multiple employer public employee retirement systems. A more detailed discussion of both pension plans can be found in the Notes to the Financial Statements in the Financial Section of this report.

Independent Audit

Ciuni & Panichi Inc., Certified Public Accountants, has audited the financial records, books of accounts, and transactions of the City of Shaker Heights, Ohio for the year ended December 31, 2001. The auditor's unqualified opinion has been included in this report.

Certificate of Achievement

We are proud to report that the Government Finance Officers Association of the United States and Canada (commonly referred to as GFOA) awarded a Certificate of Achievement For Excellence In Financial Reporting to the City of Shaker Heights for its comprehensive annual financial report for the fiscal year ended December 31, 2000. The Certificate of Achievement is a prestigious national award recognizing conformance with the highest standards for the preparation of state and local government financial reports.

In order to be awarded a Certificate of Achievement by the GFOA, a government unit must publish an easily readable and efficiently organized comprehensive annual financial report, whose contents conform to the program's standards. Such CAFR must satisfy both generally accepted accounting principles and applicable legal requirements.

A Certificate of Achievement is valid for a period of only one-year. we believe that the City's current CAFR continues to conform to the Certificate of Achievement program's requirements and, as such, it will be submitted to the GFOA for evaluation.

Acknowledgements

The successful completion of a report of this scope depends upon the dedicated contributions of many employees. The sincere appreciation of those primarily responsible for the completion of this CAFR is extended to all contributors, but especially those employees in the Department of Finance, particularly Supervisor of Accounting Deborah Armstrong, Staff Accountants Joseph K. Dubovec, Renee T. Mahoney, and Shirley Moore; and Data System Technician Gail Little. Without their dedicated assistance, this report would not have been possible. Finally, the Staff wishes to extend its appreciation to the Mayor, City Council, and the Finance Committee for their support and commitment to responsible fiscal reporting.

Respectfully submitted

Jeri E. Chaikin
Chief Administrative Officer

Frank J. Brichacek
Finance Director

Despite the City's intent to retire these notes on a long-term basis, the notes are considered to be short-term debt because the City will not be issuing a bond to refinance the notes until after the issuance of this report. Accordingly, the notes are classified as short-term, fund liabilities rather than being accounted for as general long-term debt.

Pension Obligations

All employees of the City belong to one of two state sponsored pension plans. Non-uniformed employees are members of the Public Employees Retirement System of Ohio (PERS). Police officers and firefighters are members of the Police and Pension Fund (OP&F). Both retirement plans are cost sharing, multiple employer public employee retirement systems. A more detailed discussion of both pension plans can be found in the Notes to the Financial Statements in the Financial Section of this report.

Independent Audit

Ciuni & Panichi Inc., Certified Public Accountants, has audited the financial records, books of accounts, and transactions of the City of Shaker Heights, Ohio for the year ended December 31, 2001. The auditor's unqualified opinion has been included in this report.

Certificate of Achievement

We are proud to report that the Government Finance Officers Association of the United States and Canada (commonly referred to as GFOA) awarded a Certificate of Achievement For Excellence In Financial Reporting to the City of Shaker Heights for its comprehensive annual financial report for the fiscal year ended December 31, 2000. The Certificate of Achievement is a prestigious national award recognizing conformance with the highest standards for the preparation of state and local government financial reports.


In order to be awarded a Certificate of Achievement by the GFOA, a government unit must publish an easily readable and efficiently organized comprehensive annual financial report, whose contents conform to the program's standards. Such CAFR must satisfy both generally accepted accounting principles and applicable legal requirements.

A Certificate of Achievement is valid for a period of only one-year. we believe that the City's current CAFR continues to conform to the Certificate of Achievement program's requirements and, as such, it will be submitted to the GFOA for evaluation.

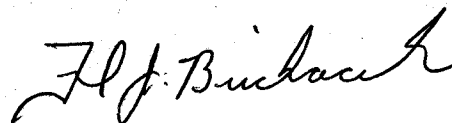
Acknowledgements

The successful completion of a report of this scope depends upon the dedicated contributions of many employees. The sincere appreciation of those primarily responsible for the completion of this CAFR is extended to all contributors, but especially those employees in the Department of Finance, particularly Supervisor of Accounting Deborah Armstrong, Staff Accountants Joseph K. Dubovec, Renee T. Mahoney, and Shirley Moore; and Data System Technician Gail Little. Without their dedicated assistance, this report would not have been possible. Finally, the Staff wishes to extend its appreciation to the Mayor, City Council, and the Finance Committee for their support and commitment to responsible fiscal reporting.

Respectfully submitted



Jeri E. Chaikin
Chief Administrative Officer



Frank J. Brichacek
Finance Director

Certificate of Achievement for Excellence in Financial Reporting

Presented to

City of Shaker Heights,
Ohio

For its Comprehensive Annual
Financial Report
for the Fiscal Year Ended
December 31, 2000

A Certificate of Achievement for Excellence in Financial Reporting is presented by the Government Finance Officers Association of the United States and Canada to government units and public employee retirement systems whose comprehensive annual financial reports (CAFRs) achieve the highest standards in government accounting and financial reporting.



Timothy A. Howe
President

Jeffrey L. Esser
Executive Director

City of Shaker Heights, Ohio

LISTING OF PRINCIPAL CITY OFFICIALS

YEAR ENDING DECEMBER 31, 2001

ELECTED OFFICIALS

Mayor	Judith H. Rawson
Councilmember/Vice Mayor	Allen D. Foster
Councilmember	Theresa Abraham-Whally
Resigned Effective 6/30/2001	
Councilmember	Brian E. Parker
Appointed Effective 7/1/2001	
Councilmember	Jan M. Devereaux
Councilmember	Brian S. Gleisser
Councilmember	Kenneth J. Kovach
Councilmember	Earl M. Leiken
Councilmember	Stephanie W. Turner

APPOINTED OFFICIALS

Chief Administrative Officer	Jeri E. Chaikin
Director of Finance	Frank J. Brichacek, Jr.
Director of Administrative Services	Neil J. Soltis
Director of Building	James P. Ziegler
Director of Community Life	Stephanie M. Wood
Chief of Fire	Allen E. Weber
Director of Health	Dr. Scott H. Frank
Director of Housing Inspection	William E. Hanson
Director of Human Resources	Mary Gavin-Wagner
Director of Law	Margaret Anne Cannon
Director of Planning and Development	Joyce G. Braverman
Chief of Police	Walter A. Ugrinic
Director of Public Works	Anthony A. DiPietro
Neighborhood Revitalization Coordinator	Kamla Lewis
Communications Coordinator	Leslie Grodin

The City of Shaker Heights, Ohio
 City Organizational Chart
 December 31, 2001

COUNCIL

MAYOR
Judith Rawson

**ASSET
 MANAGEMENT
 Law**
 Margaret Cannon

CAO
Jeri Chalkin

SAFETY AND CORE SERVICES

Police Walter Ugrinic	Fire Allen Weber	Public Works Anthony DiPietro	Health Dr. Scott Frank, M.D.	Community Life Stephanie Wood
---------------------------------	----------------------------	---	--	---

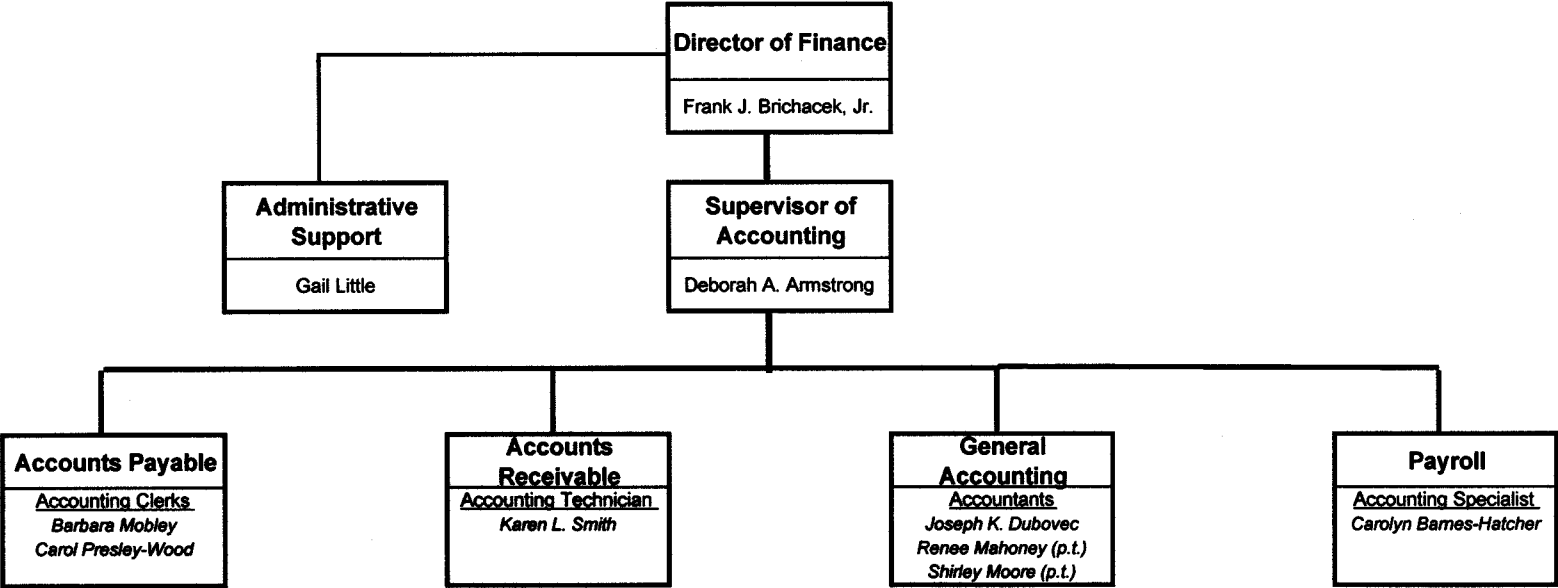
GROWTH OF TAX BASE

Outreach & Communications Leslie Grodin	Neighborhood Revitalization Kamia Lewis
---	---

ASSET MANAGEMENT

Finance Frank Brichacek	Planning Joyce Braverman	Housing William Hanson	Building James Ziegler	Administrative Services Neil Sottis	HR Mary Gavin-Wagner
-----------------------------------	------------------------------------	----------------------------------	----------------------------------	---	--------------------------------

**CITY OF SHAKER HEIGHTS
FINANCE DEPARTMENT ORGANIZATIONAL CHART
DECEMBER 31, 2001**



Financial Section



***Comprehensive Annual Financial Report
for the Fiscal Year Ended December 31, 2001***

INDEPENDENT AUDITORS' REPORT

Members of the City Council
City of Shaker Heights, Ohio

We have audited the accompanying general-purpose financial statements of the City of Shaker Heights, Ohio, as of and for the year ended December 31, 2001, as listed in the table of contents. These general-purpose financial statements are the responsibility of the City of Shaker Heights, Ohio's management. Our responsibility is to express an opinion on these general-purpose financial statements based on our audit.

We conducted our audit in accordance with auditing standards generally accepted in the United States of America and the standards applicable to financial audits contained in *Government Auditing Standards*, issued by the Comptroller General of the United States. Those standards require that we plan and perform the audit to obtain reasonable assurance about whether the financial statements are free of material misstatement. An audit includes examining, on a test basis, evidence supporting the amounts and disclosures in the financial statements. An audit also includes assessing the accounting principles used and the significant estimates made by management, as well as evaluating the overall financial statement presentation. We believe that our audit provides a reasonable basis for our opinion.

In our opinion, the general-purpose financial statements referred to above present fairly, in all material respects, the financial position of the City of Shaker Heights, Ohio, as of December 31, 2001, and the results of its operations and the cash flows of its proprietary fund types for the year then ended in conformity with accounting principles generally accepted in the United States of America.

As described in Note 2 to the basic financial statements, the City adopted the provisions of Governmental Accounting Standards Board Statement No. 33 *Accounting and Financial Reporting for Nonexchange Transactions* as of December 31, 2001. This results in a change to the City's method of accounting for certain non-exchange revenues.

In accordance with *Government Auditing Standards*, we have also issued our report dated May 3, 2002 on our consideration of the City of Shaker Heights's internal control over financial reporting and on our tests of its compliance with certain provisions of laws, regulations, contracts, and grants. That report is an integral part of an audit performed in accordance with *Government Auditing Standards* and should be read in conjunction with this report in considering the results of our audit.

The combining and individual fund and account group financial statements and schedules listed in the table of contents are presented for purposes of additional analysis and are not a required part of the general-purpose financial statements of the City of Shaker Heights, Ohio. Such information has been subjected to the auditing procedures applied in the audit of the general-purpose financial statements and, in our opinion, is fairly stated, in all material respects, in relation to the general-purpose financial statements taken as a whole.

We did not audit the introductory and statistical information as listed in the table of contents and therefore express no opinion thereon.

Cindi R. Amato, Sr.

Cleveland, Ohio
May 3, 2002

CITY OF SHAKER HEIGHTS, OHIO
 ALL FUND TYPES AND ACCOUNT GROUPS
 COMBINED BALANCE SHEET
 DECEMBER 31, 2001
 WITH COMPARATIVE TOTALS FOR DECEMBER 31, 2000

	GOVERNMENTAL FUND TYPES				PROPRIETARY FUND TYPES		FIDUCIARY FUND TYPE	ACCOUNT GROUPS		TOTALS (MEMORANDUM ONLY)	
	GENERAL	SPECIAL REVENUE	DEBT SERVICE	CAPITAL PROJECTS	ENTER-PRIZE	INTERNAL SERVICE	TRUST AND AGENCY	GENERAL FIXED ASSETS	GENERAL LONG-TERM OBLIGATIONS	2001	2000
Assets and Other Debits											
Equity In City Treasury Cash	\$7,847,814	\$5,966,197	\$324,012	\$11,467,222	\$128,717	\$4,913,899	\$1,339,975	\$0	\$0	\$31,987,836	\$25,508,008
Cash With Fiscal Agent	0	0	26,591	0	0	0	0	0	0	26,591	26,591
Receivables (Net of Allowance For Uncollectibles)											
Taxes	12,756,846	411,426	0	0	0	0	0	0	0	13,168,272	12,584,668
Accounts	437,511	460,842	0	0	0	220,787	0	0	0	1,119,140	1,288,135
Current Special Assessments	0	0	0	0	0	128,976	0	0	0	128,976	74,209
Deferred Special Assessments	2,935	2,834,880	0	0	0	0	0	0	0	2,837,815	4,185,582
Accrued Interest	319,540	0	0	0	0	0	0	0	0	319,540	279,564
Loans	0	0	0	0	0	0	713,952	0	0	713,952	605,336
Lease	1,084,448	0	0	1,967,935	0	0	0	0	0	3,052,383	3,352,948
Due From Other Funds	87,070	15,454	1,947	142,182	50,000	120,000	204,115	0	0	620,768	310,941
Due From Other Governments	435,103	786,987	0	1,234,069	0	0	0	0	0	2,456,159	1,693,199
Inventory of Supplies	238,134	0	0	0	0	16,543	0	0	0	254,677	242,881
Prepaid Items	3,966	52,641	0	0	0	1,358	0	0	0	57,965	40,077
Restricted Assets:											
Cash and Cash Equivalents	0	0	0	114,166	0	0	0	0	0	114,166	113,806
Fixed Assets (Net of Accumulated Depreciation)	0	0	0	0	960,811	85,142	0	38,191,607	0	39,237,560	36,926,473
Other Debits											
Amount Available in Debt Service Fund	0	0	0	0	0	0	0	0	318,875	318,875	306,054
Amount to be Provided for Retirement of General Long Term Obligations	0	0	0	0	0	0	0	0	2,912,956	2,912,956	2,774,699
Total Asset and Other Debits	\$23,213,367	\$10,528,427	\$352,550	\$14,925,574	\$1,139,528	\$5,486,705	\$2,258,042	\$38,191,607	\$3,231,831	\$99,327,631	\$90,313,171

CITY OF SHAKER HEIGHTS, OHIO
 ALL FUND TYPES AND ACCOUNT GROUPS
 COMBINED BALANCE SHEET
 DECEMBER 31, 2001
 WITH COMPARATIVE TOTALS FOR DECEMBER 31, 2000

	GOVERNMENTAL FUND TYPES				PROPRIETARY FUND TYPES		FIDUCIARY FUND TYPE	ACCOUNT GROUPS		TOTALS (MEMORANDUM ONLY)	
	GENERAL	SPECIAL REVENUE	DEBT SERVICE	CAPITAL PROJECTS	ENTER-PRISE	INTERNAL SERVICE	TRUST AND AGENCY	GENERAL FIXED ASSETS	GENERAL LONG-TERM OBLIGATIONS	2001	2000
	Liabilities, Equity and Other Credits										
Liabilities											
Vouchers and Accounts Payable	\$453,804	\$346,154	\$0	\$366,523	\$24,487	\$52,722	\$0	\$0	\$0	\$1,243,690	\$1,027,770
Accrued Wages And Benefits	944,717	582,934	0	212	103,701	52,924	752	0	0	1,685,240	1,383,269
Compensated Absences	1,174,887	160,218	0	0	189,800	204,831	0	0	0	1,729,736	1,566,523
Due To Other Funds	170,000	245,685	7,084	78,947	20,000	0	99,052	0	0	620,768	310,941
Due To Other Governments	0	0	0	0	0	0	253,015	0	0	253,015	75,065
Due To Non-Profit Agencies	0	0	0	0	0	0	1,033,789	0	0	1,033,789	1,002,472
Matured Bonds and Interest	0	0	26,591	0	0	0	0	0	0	26,591	26,591
Deferred Revenue	12,079,748	3,767,325	0	2,395,978	0	0	0	0	0	18,243,051	19,322,123
Refundable Deposits	0	0	0	0	0	0	332,888	0	0	332,888	446,133
Amounts Held as Fiduciary	0	0	0	0	0	0	201,463	0	0	201,463	158,377
Self Insurance Claims Payable	0	0	0	0	0	1,202,400	0	0	0	1,202,400	1,282,220
Notes Payable	0	1,850,000	0	5,750,000	0	0	0	0	0	7,600,000	3,935,000
Notes Premium Payable	0	7,344	0	8,556	0	0	0	0	0	15,900	5,627
Accrued Sick Leave Benefits	0	0	0	0	0	0	0	0	2,686,769	2,686,769	2,495,316
Loans Payable	0	0	0	0	0	0	0	0	545,062	545,062	585,437
Total Liabilities	14,823,156	6,959,660	33,675	8,600,216	337,988	1,512,877	1,920,959	0	3,231,831	37,420,362	33,622,864
Equity and Other Credits											
Investment in General											
Fixed Assets	0	0	0	0	0	0	0	38,191,607	0	38,191,607	35,796,212
Contributed Capital	0	0	0	0	788,749	83,677	0	0	0	872,426	931,994
Retained Earnings											
Unreserved	0	0	0	0	12,791	3,890,151	0	0	0	3,902,942	3,722,178
Fund Balance:											
Reserved For Encumbrances	599,412	234,039	0	1,314,614	0	0	0	0	0	2,148,065	2,077,362
Reserved For Debt Service	0	0	318,875	0	0	0	0	0	0	318,875	306,054
Reserved For Appropriations	0	0	0	3,537,473	0	0	0	0	0	3,537,473	1,452,589
Reserved For Prepaid Items	3,966	52,641	0	0	0	0	0	0	0	56,607	36,723
Reserved For Inventory of Supplies	238,134	0	0	0	0	0	0	0	0	238,134	216,950
Unreserved	7,548,699	3,282,087	0	1,473,271	0	0	337,083	0	0	12,641,140	12,150,245
Total Equity and Other Credits	8,390,211	3,568,767	318,875	6,325,358	801,540	3,973,828	337,083	38,191,607	0	61,907,269	56,690,307
Total Liabilities, Equity and Other Credits	\$23,213,367	\$10,528,427	\$352,550	\$14,925,574	\$1,139,528	\$5,486,705	\$2,258,042	\$38,191,607	\$3,231,831	\$99,327,631	\$90,313,171

The accompanying notes to the combined financial statements are an integral part of this statement.

CITY OF SHAKER HEIGHTS, OHIO
 ALL GOVERNMENTAL FUND TYPES AND EXPENDABLE TRUST FUNDS
 COMBINED STATEMENT OF REVENUES, EXPENDITURES AND CHANGES IN FUND BALANCE
 FOR THE FISCAL YEAR ENDED DECEMBER 31, 2001
WITH COMPARATIVE TOTALS FOR THE FISCAL YEAR ENDED DECEMBER 31, 2000

	GOVERNMENTAL FUND TYPES				FIDUCIARY	TOTALS	
	GENERAL	SPECIAL REVENUE	DEBT SERVICE	CAPITAL PROJECTS	EXPENDABLE TRUST	(Memorandum Only)	
						2001	2000
REVENUES:							
Property Taxes	\$5,982,376	\$385,980	\$0	\$0	\$0	\$6,368,356	\$5,719,115
Municipal Income Taxes	18,927,461	0	0	0	0	18,927,461	17,264,797
State Levied Shared Taxes	1,656,883	797,742	0	3,506,591	0	5,961,216	5,215,757
Intergovernmental Grants and Contracts	1,036,249	1,830,410	0	54,000	0	2,920,659	2,140,165
Charges For Services	1,878,506	1,397,809	0	0	0	3,276,315	3,210,192
Fees, Licenses and Permits	340,124	0	0	0	0	340,124	363,509
Interest Earnings	1,647,137	154,924	14,816	16,542	6,529	1,839,948	1,780,331
Special Assessments	0	1,324,288	0	0	0	1,324,288	1,239,530
Fines and Forfeitures	582,408	136,027	0	0	136,253	854,688	983,715
All Other Revenue	1,001,160	9,804	0	467,619	8,459	1,487,042	1,660,238
TOTAL REVENUES	33,052,304	6,036,984	14,816	4,044,752	151,241	43,300,097	39,577,349
EXPENDITURES:							
Current:							
Security of Persons and Property	12,719,558	3,467,919	0	24,610	90,584	16,302,671	15,498,381
Public Health and Welfare	397,931	0	0	0	0	397,931	375,271
Leisure Time Activities	582,860	0	0	0	0	582,860	570,420
Community Environment	3,806,088	748,349	0	36,522	0	4,590,959	4,377,913
Basic Utility Services	2,691,490	490,428	0	212	0	3,182,130	3,168,986
Transportation	593,220	945,593	0	3,274	0	1,542,087	2,144,245
General Government	6,827,390	310,910	2,020	82,443	0	7,222,763	7,157,255
Capital Outlay	493,066	894,935	0	4,072,281	3,250	5,463,532	4,544,652
Debt Service:							
Principal	0	0	40,375	0	0	40,375	40,375
Interest and Fiscal Charges	0	94,712	0	96,411	0	191,123	103,932
TOTAL EXPENDITURES	28,111,603	6,952,846	42,395	4,315,753	93,834	39,516,431	37,981,430
Excess of Revenues Over (Under) Expenditures	4,940,701	(915,862)	(27,579)	(271,001)	57,407	3,783,666	1,595,919
OTHER FINANCING SOURCES (USES):							
Operating Transfers - In	0	2,247,294	40,400	2,172,851	496	4,461,041	3,440,106
Operating Transfers - Out	(5,001,181)	(144,553)	0	(407,649)	(12,137)	(5,565,520)	(4,405,312)
TOTAL OTHER FINANCING SOURCES (USES)	(5,001,181)	2,102,741	40,400	1,765,202	(11,641)	(1,104,479)	(965,206)
Excess of Revenues and Other Sources Over (Under) Expenditures And Other Uses	(60,480)	1,186,879	12,821	1,494,201	45,766	2,679,187	630,713
FUND EQUITY AT BEGINNING OF YEAR, RESTATED	8,429,507	2,381,888	306,054	4,831,157	291,317	16,239,923	15,561,465
Increase In Reserve For Inventory	21,184	0	0	0	0	21,184	47,745
FUND EQUITY AT END OF YEAR	\$8,390,211	\$3,568,767	\$318,875	\$6,325,358	\$337,083	\$18,940,294	\$16,239,923

The accompanying notes to the combined financial statements are an integral part of this statement.

CITY OF SHAKER HEIGHTS, OHIO
 ALL GOVERNMENTAL FUND TYPES
 COMBINED STATEMENT OF REVENUES, EXPENDITURES, ENCUMBRANCES AND CHANGES IN FUND BALANCE
 BUDGETARY BASIS AND ACTUAL (NON GAAP BUDGET)
 FOR THE FISCAL YEAR ENDED DECEMBER 31, 2001
 WITH COMPARATIVE TOTALS FOR THE FISCAL YEAR ENDED DECEMBER 31, 2000

	General Fund			Special Revenue Funds			Debt Service Fund		
	Budget	Actual	Variance Favorable (Unfavorable)	Budget	Actual	Variance Favorable (Unfavorable)	Budget	Actual	Variance Favorable (Unfavorable)
Revenues and Other Financing Sources									
Revenues:									
Property Taxes	\$5,995,000	\$5,982,376	(\$12,624)	\$386,800	\$385,980	(\$820)	\$0	\$0	\$0
Municipal Income Taxes	18,065,000	18,827,343	762,343	0	0	0	0	0	0
Other Local Taxes	50,000	55,408	5,408	0	0	0	0	0	0
State Levied Shared Taxes	1,659,600	1,657,259	(2,341)	833,200	801,144	(32,056)	0	0	0
Intergovernmental Grants & Contracts	1,121,500	1,018,103	(103,397)	3,222,989	1,598,735	(1,624,254)	0	0	0
Charges for Services	1,977,950	1,885,383	(92,567)	1,478,700	1,314,640	(164,060)	0	0	0
Fees, Licenses and Permits	328,200	340,124	11,924	0	0	0	0	0	0
Interest Earnings	950,000	930,639	(19,361)	117,600	154,924	37,324	15,000	14,816	(184)
Special Assessments	0	0	0	1,355,200	1,322,287	(32,913)	0	0	0
Fines and Forfeitures	625,000	583,289	(41,711)	149,000	137,128	(11,872)	0	0	0
Other Revenues	1,090,783	1,215,898	125,115	0	9,804	9,804	216,100	236,077	19,977
Other Financing Sources:									
Operating Transfers In	70,500	0	(70,500)	2,252,267	2,247,294	(4,973)	338,000	338,000	0
Advances In	8,872	8,872	0	103,150	191,172	88,022	0	0	0
Sale of Notes	0	0	0	0	0	0	3,600,000	3,600,000	0
Note Premiums	0	0	0	0	0	0	0	15,900	15,900
Total Revenues and Other Financing Sources	\$31,942,405	\$32,504,694	\$562,289	\$9,898,906	\$8,163,108	(\$1,735,798)	\$4,169,100	\$4,204,793	\$35,693
Expenditures and Other Financing Uses									
Current:									
Security of Persons and Property	\$12,841,000	\$12,571,408	\$269,592	\$4,509,302	\$3,452,281	\$1,057,021	\$0	\$0	\$0
Public Health and Welfare	389,500	387,675	1,825	100,000	0	100,000	0	0	0
Leisure Time Activities	563,300	547,426	15,874	0	0	0	0	0	0
Community Environment	4,162,900	3,852,014	310,886	1,354,480	842,972	511,508	0	0	0
Basic Utility Services	2,696,300	2,740,281	(43,981)	1,367,099	539,061	828,038	0	0	0
Transportation	674,400	618,204	56,196	1,003,500	934,582	68,918	0	0	0
General Government	7,022,500	6,761,985	260,515	443,300	313,170	130,130	50,045	11,163	38,882
Capital Outlay	719,200	672,713	46,487	717,039	674,172	42,867	0	0	0
Other Financing Uses:									
Operating Transfers Out	5,375,650	5,001,181	374,469	346,275	342,153	4,122	0	0	0
Advances Out	3,150	3,150	0	174,965	17,302	157,663	0	0	0
Debt Service	0	0	0	0	0	0	4,172,255	4,172,125	130
Total Expenditures and Other Financing Uses	\$34,447,900	\$33,156,037	\$1,291,863	\$10,015,960	\$7,115,693	\$2,900,267	\$4,222,300	\$4,183,288	\$39,012
Excess of Revenues and Other Sources Over/(Under) Expenditures and Other Uses	(\$2,505,495)	(\$651,343)	\$1,854,152	(\$117,054)	\$1,047,415	\$1,164,469	(\$53,200)	\$21,505	\$74,705
Cash Fund Balance - January 1	7,663,877	7,663,877	0	5,104,530	5,104,530	0	302,507	302,507	0
Prior Year's Reserve For Encumbrances Outstanding At December 31	(43,191)	(43,191)	0	(44,983)	(44,983)	0	0	0	0
Current Year Cash Expenditures Against Prior Year's Cash Fund Balance Reserved For Encumbrance	(831,406)	(527,643)	303,763	(1,041,349)	(909,195)	132,154	0	0	0
Cash Fund Balance - December 31 Unreserved	\$4,283,785	\$6,441,700	\$2,157,915	\$3,901,144	\$5,197,767	\$1,296,623	\$249,307	\$324,012	\$74,705
Reserved for Encumbrances - All Budget Years		1,058,557			768,430			0	
Total Cash Fund Balance - December 31		\$7,500,257			\$5,966,197			\$324,012	

continued

CITY OF SHAKER HEIGHTS, OHIO
 ALL GOVERNMENTAL FUND TYPES
 COMBINED STATEMENT OF REVENUES, EXPENDITURES, ENCUMBRANCES AND CHANGES IN FUND BALANCE
 BUDGETARY BASIS AND ACTUAL (NON GAAP BUDGET), continued
 FOR THE FISCAL YEAR ENDED DECEMBER 31, 2001
 WITH COMPARATIVE TOTALS FOR THE FISCAL YEAR ENDED DECEMBER 31, 2000

	Totals (Memorandum Only)					
	2001			2000		
	Budget	Actual	Variance Favorable (Unfavorable)	Budget	Actual	Variance Favorable (Unfavorable)
Revenues and Other Financing Sources						
Revenues:						
Property Taxes	\$6,381,800	\$6,368,356	(\$13,444)	\$5,644,308	\$5,719,115	\$74,807
Municipal Income Taxes	18,065,000	18,827,343	762,343	18,425,000	17,484,261	(940,739)
Other Local Taxes	50,000	55,408	5,408	50,000	56,939	6,939
State Levied Shared Taxes	2,492,800	2,458,403	(34,397)	2,746,950	2,658,828	(88,122)
Intergovernmental Grants & Contracts	4,344,489	2,616,838	(1,727,651)	2,692,912	1,909,157	(783,755)
Charges for Services	3,456,650	3,200,023	(256,627)	3,315,300	3,245,292	(70,008)
Fees, Licenses and Permits	328,200	340,124	11,924	317,220	362,474	45,254
Interest Earnings	1,082,600	1,100,379	17,779	1,060,600	1,126,123	65,523
Special Assessments	1,355,200	1,322,287	(32,913)	1,222,900	1,237,529	14,629
Fines and Forfeitures	774,000	720,417	(53,583)	784,000	764,324	(19,676)
Other Revenues	1,306,883	1,461,779	154,896	1,083,672	1,323,506	239,834
Other Financing Sources:						
Operating Transfers In	2,660,767	2,585,294	(75,473)	2,902,994	2,806,722	(96,272)
Advances In	112,022	200,044	88,022	392,973	403,344	10,371
Sale of Notes	3,600,000	3,600,000	0	3,935,000	3,535,000	(400,000)
Note Premiums	0	15,900	15,900	0	5,627	5,627
Total Revenues and Other Financing Sources	\$46,010,411	\$44,872,595	(\$1,137,816)	\$44,573,829	\$42,638,241	(\$1,935,588)
Expenditures and Other Financing Uses						
Current:						
Security of Persons and Property	\$17,350,302	\$16,023,689	\$1,326,613	\$16,273,160	\$15,421,401	\$851,759
Public Health and Welfare	489,500	387,675	101,825	408,700	375,536	33,164
Leisure Time Activities	563,300	547,426	15,874	575,500	574,937	563
Community Environment	5,517,380	4,694,986	822,394	4,935,475	4,273,744	661,731
Basic Utility Services	4,063,399	3,279,342	784,057	3,258,200	3,266,564	(8,364)
Transportation	1,677,900	1,552,786	125,114	2,225,000	2,187,992	37,008
General Government	7,515,845	7,086,318	429,527	7,568,300	7,214,964	353,336
Capital Outlay	1,436,239	1,346,885	89,354	1,453,661	1,264,662	188,999
Other Financing Uses:	0	0	0	0	0	0
Operating Transfers Out	5,721,925	5,343,334	378,591	4,069,244	3,831,261	237,983
Advances Out	178,115	20,452	157,663	228,809	179,487	49,322
Debt Service	4,172,255	4,172,125	130	3,989,600	3,989,307	293
Total Expenditures and Other Financing Uses	\$48,686,160	\$44,455,018	\$4,231,142	\$44,985,649	\$42,579,855	\$2,405,794
Excess of Revenues and Other Sources Over/(Under) Expenditures and Other Uses	(\$2,675,749)	\$417,577	\$3,093,326	(\$411,820)	\$58,386	\$470,206
Cash Fund Balance - January 1	13,070,914	13,070,914	0	12,399,806	12,399,806	0
Prior Year's Reserve For Encumbrances Outstanding At December 31	(88,174)	(88,174)	0	(204,083)	(204,083)	0
Current Year Cash Expenditures Against Prior Year's Cash Fund Balance Reserved For Encumbrance	(1,872,755)	(1,436,838)	435,917	(1,338,371)	(1,144,122)	194,249
Cash Fund Balance - December 31 Unreserved	8,434,236	11,963,479	\$3,529,243	\$10,445,532	\$11,109,987	\$664,455
Reserved for Encumbrances - All Budget Years		1,826,987			1,960,927	
Total Cash Fund Balance - December 31		\$13,790,466		\$13,070,914		

The accompanying notes to the combined financial statements are an integral part of this statement.

**THE CITY OF SHAKER HEIGHTS, OHIO
ALL PROPRIETARY FUND TYPES
COMBINED STATEMENT OF REVENUES, EXPENSES
AND CHANGES IN RETAINED EARNINGS
FOR THE FISCAL YEAR ENDED DECEMBER 31, 2001
WITH COMPARATIVE TOTALS FOR FISCAL YEAR ENDED DECEMBER 31, 2000**

	ENTERPRISE	INTERNAL SERVICE	TOTALS (Memorandum Only)	
			2001	2000
OPERATING REVENUES:				
Charges For Services	\$2,295,130	\$2,268,516	\$4,563,646	\$4,823,301
Other Income	344	13,460	13,804	10,379
TOTAL OPERATING REVENUES	2,295,474	2,281,976	4,577,450	4,833,680
OPERATING EXPENSES:				
Personal Services	2,360,785	1,085,642	3,446,427	3,383,604
Travel and Education	10,822	1,920	12,742	17,013
Contractual Services	824,738	760,650	1,585,388	1,462,019
Materials and Supplies	251,785	368,021	619,806	645,333
Self-Insurance Claims	0	0	0	0
Depreciation	102,780	8,053	110,833	105,595
TOTAL OPERATING EXPENSES	3,550,910	2,224,286	5,775,196	5,613,564
OPERATING INCOME (LOSS)	(1,255,436)	57,690	(1,197,746)	(779,884)
NON-OPERATING REVENUES				
Interest Earnings	0	195,573	195,573	199,954
TOTAL NON-OPERATING REVENUES	0	195,573	195,573	199,954
NET INCOME (LOSS) BEFORE OPERATING TRANSFERS	(1,255,436)	253,263	(1,002,173)	(579,930)
Operating Transfers - In	1,150,000	0	1,150,000	1,143,206
Operating Transfers - Out	(9,500)	(36,021)	(45,521)	(178,000)
NET INCOME (LOSS)	(114,936)	217,242	102,306	385,276
Add Depreciation On Fixed Assets Acquired By Contribution	73,554	4,904	78,458	71,522
INCREASE (DECREASE) IN RETAINED EARNINGS	(41,382)	222,146	180,764	456,798
RETAINED EARNINGS AT BEGINNING OF YEAR	54,173	3,668,005	3,722,178	3,265,380
RETAINED EARNINGS AT END OF YEAR	\$12,791	\$3,890,151	\$3,902,942	\$3,722,178

The accompanying notes to the combined financial statements are an integral part of this statement.

CITY OF SHAKER HEIGHTS, OHIO
 ALL PROPRIETARY FUND TYPES
 COMBINED STATEMENT OF REVENUES, EXPENDITURES, ENCUMBRANCES AND CHANGES IN FUND BALANCE
 BUDGETARY BASIS AND ACTUAL (NON GAAP BUDGET)
 FOR THE FISCAL YEAR ENDED DECEMBER 31, 2001
 WITH COMPARATIVE TOTALS FOR THE FISCAL YEAR ENDED DECEMBER 31, 2000

	Enterprise Fund			Internal Service Funds			Totals (Memorandum Only)					
	Budget	Actual	Variance Favorable (Unfavorable)	Budget	Actual	Variance Favorable (Unfavorable)	2001		2000		Variance Favorable (Unfavorable)	
							Budget	Actual	Variance Favorable (Unfavorable)	Budget	Actual	Variance Favorable (Unfavorable)
Revenues and Other Financing Sources												
Operating Revenue:												
Charges for Services	\$2,536,500	\$2,245,130	(\$291,370)	\$2,672,200	\$2,287,800	(\$384,400)	\$5,208,700	\$4,532,930	(\$675,770)	\$5,519,900	\$5,270,910	(\$248,990)
Other Revenues	0	344	344	11,500	13,460	1,960	11,500	13,804	2,304	10,100	10,379	279
Non-Operating Revenue:												
Interest Earnings	0	0	0	200,000	195,573	(4,427)	200,000	195,573	(4,427)	175,000	199,954	24,954
Other Financing Sources:												
Operating Transfers In	1,150,000	1,150,000	0	0	0	0	1,150,000	1,150,000	0	1,389,700	1,168,206	(221,494)
Total Revenues and Other Financing Sources	\$3,686,500	\$3,395,474	(\$291,026)	\$2,883,700	\$2,496,833	(\$386,867)	\$6,570,200	\$5,892,307	(\$677,893)	\$7,094,700	\$6,649,449	(\$445,251)
Expenditures and Other Financing Uses												
Current:												
Personal Services	\$2,353,300	\$2,349,757	\$3,543	\$1,146,822	\$1,125,521	\$21,301	\$3,500,122	\$3,475,278	\$24,844	\$3,591,700	\$3,380,721	\$210,979
Travel and Education	17,600	10,822	6,778	2,500	1,920	680	20,200	12,742	7,458	21,300	17,013	4,287
Contractual Services	876,700	812,250	64,450	1,050,800	825,286	225,514	1,927,500	1,637,536	289,964	2,347,443	2,113,070	234,373
Materials and Supplies	293,000	264,575	28,425	432,700	319,451	113,249	725,700	584,026	141,674	639,600	670,960	(31,360)
Additions and Improvements	22,300	30,142	(7,842)	0	1,380	(1,380)	22,300	31,522	(9,222)	45,300	12,371	32,929
Other Financing Uses:												
Operating Transfers Out	22,000	9,500	12,500	36,100	36,021	79	58,100	45,521	12,579	214,657	178,000	36,657
Advances Out	0	10,000	(10,000)	0	0	0	0	10,000	(10,000)	200,000	211,657	(11,657)
Total Operating Expenditures and Other Financing Uses	\$3,584,900	\$3,487,046	\$97,854	\$2,669,022	\$2,309,579	\$359,443	\$6,253,922	\$5,796,625	\$457,297	\$7,060,000	\$6,583,792	\$476,208
Excess of Revenues and Other Sources Over/(Under) Expenditures and Other Uses	\$101,600	(\$91,572)	(\$193,172)	\$214,678	\$187,254	(\$27,424)	\$316,278	\$95,682	(\$220,596)	\$34,700	\$65,657	\$30,957
Cash Retained Earnings - January 1	187,105	187,105	0	4,723,444	4,723,444	0	4,910,549	4,910,549	0	4,655,569	4,655,569	0
Prior Year's Reserve For Encumbrances Outstanding At December 31	0	0	0	(1,198,901)	(1,198,901)	0	(1,198,901)	(1,198,901)	0	(899,831)	(899,831)	0
Current Year Cash Expenditures Against Prior Year's Cash Fund Balance Reserved For Encumbrance	(126,525)	(73,128)	53,397	(151,953)	(125,027)	26,926	(278,478)	(198,155)	80,323	(642,313)	(388,224)	254,089
Cash Fund Balance - December 31												
Unreserved	\$162,180	\$22,405	(\$139,775)	\$3,587,268	\$3,586,770	(\$498)	\$3,749,448	\$3,609,175	(\$140,273)	\$3,148,125	\$3,433,171	\$285,046
Reserved for Encumbrances - All Budget Years		106,312			1,327,129			1,433,441			1,477,378	
Total Cash Fund Balance - December 31		\$128,717			\$4,913,899			\$5,042,616			\$4,910,549	

The accompanying notes to the combined financial statements are an integral part of this statement.

CITY OF SHAKER HEIGHTS, OHIO
 ALL PROPRIETARY FUND TYPES
 COMBINED STATEMENT OF CASH FLOWS
 FOR THE FISCAL YEAR ENDED DECEMBER 31, 2001
WITH COMPARATIVE TOTALS FOR THE FISCAL YEAR ENDED DECEMBER 31, 2000

	ENTERPRISE	INTERNAL SERVICE	TOTALS (MEMORANDUM ONLY)	
			2001	2000
OPERATING ACTIVITIES:				
Cash Received From Customers	\$2,245,130	\$2,287,800	\$4,532,930	\$5,270,910
Cash Payments to Suppliers	(1,099,757)	(1,153,252)	(2,253,009)	(2,295,715)
Cash Payments to Employees	(2,336,970)	(1,117,105)	(3,454,075)	(3,820,839)
Other Operating Receipts	344	13,460	13,804	10,379
NET CASH PROVIDED (USED) BY OPERATING ACTIVITIES	(1,191,253)	30,903	(1,160,350)	(835,265)
NONCAPITAL FINANCING ACTIVITIES:				
Operating Transfers - In	1,150,000	0	1,150,000	1,168,206
Operating Transfers - Out	(9,500)	(36,021)	(45,521)	(178,000)
NET CASH PROVIDED (USED) BY NON-CAPITAL FINANCING ACTIVITIES	1,140,500	(36,021)	1,104,479	990,206
CAPITAL AND RELATED FINANCING ACTIVITIES:				
Purchase of Property, Plant and Equipment	(26,927)	0	(26,927)	(104,187)
Contributed Capital	18,890	0	18,890	4,272
Loss on Sale of Fixed Assets	402	0	402	0
NET CASH USED BY CAPITAL AND RELATED FINANCING ACTIVITIES	(7,635)	0	(7,635)	(99,915)
INVESTING ACTIVITIES:				
Interest Earned on Investments	0	195,573	195,573	199,954
NET CASH PROVIDED BY INVESTING ACTIVITIES	0	195,573	195,573	199,954
NET INCREASE (DECREASE) IN CASH AND CASH EQUIVALENTS	(58,388)	190,455	132,067	254,980
Cash/Cash Equivalents at Beginning of Year	187,105	4,723,444	4,910,549	4,655,569
Cash/Cash Equivalents at End of Year	\$128,717	\$4,913,899	\$5,042,616	\$4,910,549
RECONCILIATION OF OPERATING INCOME (LOSS) TO NET CASH PROVIDED (USED) BY OPERATING ACTIVITIES:				
Operating Income (Loss)	(\$1,255,436)	\$57,690	(\$1,197,746)	(\$779,884)
Adjustments to Reconcile Operating Income (Loss) to Net Cash Provided (Used) By Operating Activities:				
Depreciation	102,780	8,053	110,833	105,595
(Increase) Decrease in Receivables	0	39,284	39,284	(101,585)
Decrease in Due From Other Governments	0	0	0	2,873
(Increase) Decrease in Due From Other Funds	(50,000)	(20,000)	(70,000)	546,321
Decrease in Inventory	0	9,388	9,388	373
(Increase) Decrease in Prepaid Items	3,354	(1,358)	1,996	8,435
Increase (Decrease) in Vouchers and Accounts Payable	(5,766)	(31,102)	(36,868)	31,925
Increase in Accrued Wages and Benefits Payable	22,261	9,468	31,729	17,066
Increase in Compensated Absences Payable	1,554	39,300	40,854	35,212
(Decrease) in Due to Other Funds	(10,000)	0	(10,000)	(288,653)
(Decrease) in Self-Insurance Claims Payable	0	(79,820)	(79,820)	(412,943)
Total Adjustments	64,183	(26,787)	37,396	(55,381)
NET CASH PROVIDED (USED) BY OPERATING ACTIVITIES	(\$1,191,253)	\$30,903	(\$1,160,350)	(\$835,265)

The accompanying notes to the combined financial statements are an integral part of this statement.

City of Shaker Heights



City of Shaker Heights, Ohio

NOTES TO THE COMBINED FINANCIAL STATEMENTS YEAR ENDING DECEMBER 31, 2001 INDEX OF NOTES

NOTE 1	Summary of Significant Accounting Policies.....	B-12
NOTE 2	Change in Accounting Principle and Restatement of Prior Year Fund Balances.....	B-19
NOTE 3	Deposits with Financial Institutions and Investments.....	B-19
NOTE 4	Property Tax	B-21
NOTE 5	City Income Tax.....	B-23
NOTE 6	Receivables.....	B-23
NOTE 7	Due from Other Governments	B-24
NOTE 8	Interfund Balances	B-24
NOTE 9	Changes in General Fixed Assets.....	B-25
NOTE 10	Propriety Fund Fixed Assets	B-25
NOTE 11	Compensated Absences.....	B-25
NOTE 12	Short—Term Debt	B-26
NOTE 13	Long—Term Obligations.....	B-27
NOTE 14	Pension and Retirement Plans.....	B-28
NOTE 15	Post Employment Benefits.....	B-28
NOTE 16	Deficit Fund Balances	B-29
NOTE 17	Operating Transfers	B-30
NOTE 18	Direct Financing Leases	B-30
NOTE 19	Risk Management.....	B-31
NOTE 20	Contributed Capital	B-33
NOTE 21	Claims and Judgements	B-33
NOTE 22	Subsequent Events	B-34

**CITY OF SHAKER HEIGHTS, OHIO
NOTES TO THE COMBINED FINANCIAL STATEMENTS
DECEMBER 31, 2001**

Note 1. Summary of Significant Accounting Policies

A. Reporting Entity

The City of Shaker Heights (the City) was incorporated under the laws of the State of Ohio in 1912. The City has operated as a home rule municipal corporation under its own charter since the charter's adoption by the residents in 1931. The charter provides that the City operate under the Mayor/Council form of government, with the legislative power vested in the seven-member Council. The Mayor is the Chief Executive Officer of the City. The Mayor appoints the Chief Administrative Officer of the City.

The City provides various services including police and fire protection, public health, parks and recreation, street maintenance, planning and zoning, community preservation and development and other general governmental services. None of these services are provided by legally separate organizations; therefore, these operations are included in the primary government.

The City is a member of the Northeast Ohio Public Energy Council ("NOPEC"). NOPEC is a regional council of governments formed under Chapter 167 of the Ohio Revised Code. NOPEC was formed to serve as a vehicle for communities wishing to proceed jointly with an aggregation program for the purchase of electricity. NOPEC is currently comprised of 100 communities who have been authorized by ballot to purchase electricity on behalf of their citizens. The intent of NOPEC is to provide electricity at the lowest possible rates while at the same time insuring stability in prices by entering into long-term contracts with suppliers to provide electricity to the citizens of member communities.

NOPEC is governed by a General Assembly made up of one representative from each member community. The representatives from each county then elect one person to serve on the eight-member NOPEC Board of Directors. The Board oversees and manages the operation of the aggregation program. The degree of control exercised by any participating government is limited to its representation in the General Assembly and on the Board. Financial information can be obtained by contacting Dan DiLiberto, Treasurer, 35150 Lakeshore Boulevard, Eastlake, Ohio 44095.

As defined by generally accepted accounting principles established by the Governmental Accounting Standards Board (GASB Statement No. 14), the financial reporting entity consists of the City (the primary government), as well as its component units. Component units are defined as legally separate organizations for which the elected officials of the primary government are financially accountable. Financial accountability is defined as appointment of a voting majority of the component unit's board, and either a) the ability of the primary government to impose its will on the component unit, or b) the possibility that the component unit will provide a financial benefit to or impose a financial burden on the primary government.

Based upon the foregoing criteria, these financial statements do not include any component units.

B. Basis of Presentation

The financial reporting practices of the City conform to generally accepted accounting principles as applicable to local governments. The accounts of the City are organized on the basis of funds and account groups, each of which is considered a separate accounting entity. The operations of each fund are accounted for with a separate set of self-balancing accounts that comprise its assets, liabilities, fund equity, revenues and expenditures/expenses. Individual funds and account groups which are used by the City are summarized in the accompanying combined financial statements and are classified as follows:

Governmental Funds

General Fund - To account for all financial resources except those required to be accounted for in another fund. The General Fund balance is available for any purpose, provided it is expended or transferred in accordance with the Charter and legislation of the City and/or the general laws of the State of Ohio.

**CITY OF SHAKER HEIGHTS, OHIO
NOTES TO THE COMBINED FINANCIAL STATEMENTS
DECEMBER 31, 2001**

Note 1. Summary of Significant Accounting Policies (continued)

Special Revenue Funds - To account for the proceeds of specific revenue sources (other than expendable trusts or major capital projects) that are legally restricted to expenditures for specified purposes. The following funds are accounted for by the City as Special Revenue Funds:

Street Maintenance and Repair Fund	Fire Pension Fund
State Highway Maintenance Fund	Indigent Driver Alcohol Treatment Fund
Food Service Fund	Court Computer Legal Research Fund
Sewer Maintenance Fund	Clerk's Computerization Fund
Police Pension Fund	Exterior Home Maintenance Fund
Fair Housing Grant Fund	High Intensity Drug Trafficking Area Grant Fund
Community Preservation Partnership Grant Fund	Drug Free Community Grant Fund
Law Enforcement Grant Fund	Street Lighting Assessment Fund
Court Community Service Fund	Tree Maintenance Assessment Fund
Court Alternate Dispute Fund	
Ohio Court Security Grant Fund	

Debt Service Fund - To account for the accumulation of resources for, and the payment of, general long-term debt and related costs.

Capital Projects Funds - To account for financial resources to be used for the acquisition or construction of major capital facilities (other than those financed by proprietary and trust funds). The following funds are accounted for by the City as Capital Projects Funds:

General Capital Improvements Fund	Sussex Area Revitalization District Fund
Sewer Capital Improvements Fund	Shaker Towne Centre Community Development Area Fund
Firehouse Construction Project Fund	

Proprietary Funds

Enterprise Fund - To account for operations that are financed and operated in a manner similar to private business enterprises where the intent of the City is that the costs (expenses, including depreciation) of providing goods and services to the general public on a continuing basis be financed or recovered primarily through user charges, or where the governing body has decided that periodic determination of revenues earned, expenses incurred, and/or net income is appropriate for public policy, management control, accountability or other purposes. The Recreation Fund is the only fund in this category.

Internal Service Funds - To account for the financing of goods or services provided by one department or agency to other departments or agencies of the City on a cost-reimbursement basis. The following funds are accounted for by the City as Internal Service Funds:

Central Stores Fund	Central Services Fund
Central Printing Fund	Self-Insurance Fund
Central Garage Fund	

Fiduciary Funds

Trust and Agency Funds - To account for assets held by the City in an agency capacity for individuals, private organizations, other governmental units and/or other funds. Agency funds are custodial in nature and do not involve the measurement of the results of operations. The City's one expendable trust fund is accounted for in essentially the same manner as the governmental funds. The following funds are accounted for by the City as Trust and Agency Funds:

**CITY OF SHAKER HEIGHTS, OHIO
NOTES TO THE COMBINED FINANCIAL STATEMENTS
DECEMBER 31, 2001**

Note 1. Summary of Significant Accounting Policies (continued)

Law Enforcement Trust Fund	Contractor Deposit Fund
Obstruction Permit Deposit Fund	Recreation Scholarship Fund
Excavating Permit Deposit Fund	Shaker Family Center at Sussex Fund
Unclaimed Monies Fund	Board of Building Standards Fund
Fund for the Future of Shaker Heights	First Suburbs Consortium Council
Municipal Court Fund	

Account Groups

General Fixed Assets Account Group - To account for all fixed assets of the City, except those accounted for in the Proprietary Funds.

General Long -Term Obligations - To account for all unmatured long-term obligations of the City, except those accounted for in the Proprietary and Trust Funds.

C. Basis of Accounting

Basis of accounting refers to the method by which revenues and expenditures or expenses are recognized in the accounts and reported in the financial statements. Basis of accounting relates to the timing of the measurements made, regardless of the measurement focus applied.

All governmental and expendable trust funds are accounted for using the modified accrual basis of accounting and the current financial resources measurement focus. Under this basis, revenues are recognized in the accounting period in which they become measurable and available. Expenditures are recognized in the accounting period in which the fund liability is incurred, if measurable. Agency fund assets and liabilities are recognized on the modified accrual basis and do not involve a measurement focus.

With respect to proprietary activities, the City has adopted statement No. 20 of the GASB, Accounting and Financial Reporting for Proprietary Funds and Other Governmental Units that Use Proprietary Fund Accounting.

The City has elected to apply all applicable GASB pronouncements as well as Financial Accounting Standards Board pronouncements and Accounting Principles Board opinions issued on or before November 30, 1989, unless those pronouncements conflict with or contradict GASB pronouncements.

Revenue Recognition - In applying the susceptible to accrual concept under the modified accrual basis, the following revenue sources are deemed both measurable and available: municipal income taxes withheld by employers, inheritance taxes, sewerage surcharges, investment earnings, fines and forfeitures and state levied locally shared taxes (including motor vehicle fees). Reimbursement for federally funded grant projects are accrued as revenue at the time the eligible expenditures are made. Property taxes and special assessments though measurable, are not available soon enough in the subsequent year to finance current period obligations. Income taxes and sewerage surcharges are considered to be measurable when billed, however, these revenue sources are not considered to be available until they have been received by the collecting agency. Accordingly, these items are recorded and revenue recognition is deferred until they become available.

All other revenue sources, including licenses and permits, certain charges for services and non-employer withheld income taxes are recorded as revenue when received in cash because they generally are not measurable until actually received by the City.

Expenditure Recognition - The measurement focus of governmental fund accounting is on decreases in net financial resources (expenditures) rather than expenses. Most expenditures are measurable and are recorded when the related liability is incurred except for unmatured principal and interest on general long-term debt which is recognized when paid. Allocations of cost, such as depreciation and amortization, are not recognized in the governmental funds.

**CITY OF SHAKER HEIGHTS, OHIO
NOTES TO THE COMBINED FINANCIAL STATEMENTS
DECEMBER 31, 2001**

Note 1. Summary of Significant Accounting Policies (continued)

All proprietary funds are accounted for using the accrual basis of accounting and the economic resources measurement focus. These funds account for operations that are primarily financed by user charges. The measurement focus concerns determining costs as a means of maintaining the capital investment and management control. Revenues are recognized by proprietary fund types in the accounting period when they are earned and expenses are recognized when they are incurred. Allocations of costs, such as depreciation, are recorded in proprietary funds.

D. Budgetary Process and Budget Basis of Accounting

I. Budgetary Process

Tax Budget - A budget of estimated cash receipts and disbursements is submitted to the County Auditor, as secretary of the County Budget Commission, by July 20 of each year, for the period January 1 to December 31 of the following year.

Estimated Resources - The County Budget Commission certifies its actions relative to the submitted tax budget to the City by September 1. As a part of this certification, the City receives the official certificate of estimated resources, which states the projected resources of each fund. On or about January 1, this certificate is amended to include any unencumbered balances from the preceding year. The City must then revise its budget so that the total contemplated expenditures from any fund during the ensuing fiscal year will not exceed the amount stated in the certificate of estimated resources. The revised budget then serves as the basis for the annual appropriation measure.

Appropriations - A temporary appropriation measure to control cash disbursements may be passed on or about January 1 of each year for the period January 1 to March 31. For all operating funds except capital projects and trust and agency funds, an annual appropriation measure must be passed by April 1 of each year for the period January 1 to December 31. The appropriation measure may be amended during the year as new information becomes available provided that total appropriations do not exceed estimated resources as certified. Trust and Agency Funds are deemed to be appropriated for their intended purpose upon receipt. The City appropriates Capital Project Funds on a project by project basis.

For all funds, except capital projects funds, unencumbered appropriation balances lapse at year end and revert to the respective funds from which they were originally appropriated, thus becoming available for future appropriation. Capital projects are appropriated on a project basis. Project appropriation balances lapse upon completion of the project; therefore their unencumbered appropriation balances are carried over to the subsequent fiscal year.

State law mandates that a fund's total obligations may not exceed the total amount appropriated for the fund. For all funds except fiduciary and capital project funds, the City maintains its legal level of budgetary control at the fund level. For fiduciary funds, the legal level of budgetary control is maintained at the fund level. For capital project funds, the City maintains its legal level of budgetary control at the project level. Management control is exercised at the department level within each fund. Administrative control is maintained through the establishment of more detailed line item budgets. The Mayor and Chief Administrative Officer are authorized to transfer budgeted amounts between departments within a fund so long as the total amount appropriated for the fund is not exceeded.

Administrative Officer are authorized to transfer budgeted amounts between departments within a fund so long as the total amount appropriated for the fund is not exceeded.

As provided by the City's Charter and State Law, amendments to the 2001 appropriation ordinance were approved by City Council. These amendments were deemed to be immaterial in nature and are reflected in the Combined Statement of Revenues, Expenditures, and Changes in Fund Balances - Budget and Actual for the Year Ended December 31, 2001.

**CITY OF SHAKER HEIGHTS, OHIO
NOTES TO THE COMBINED FINANCIAL STATEMENTS
DECEMBER 31, 2001**

Note 1. Summary of Significant Accounting Policies (continued)

Encumbrances - The City is required to use the encumbrance method of accounting by Ohio law. Under this system, purchase orders and contracts for the expenditure of funds are recorded in order to reserve the portion of the applicable appropriation. Under the modified accrual basis of accounting, encumbrances outstanding at year-end are reported as reservations of fund balances since they do not constitute expenditures or liabilities.

II. Budget Basis of Accounting

While reporting financial position, results of operations, and changes in fund equity on the basis of generally accepted accounting principles (GAAP basis), the budgetary basis, as provided by law, is based upon accounting for transactions on a basis of cash receipts and disbursements.

The Combined Statement of Revenues, Expenditures, Encumbrances and Changes in Fund Balance-Budgetary Basis and Actual, is presented on the budgetary basis to provide a relevant comparison of actual results to the budget. Since the City does not adopt annual budgets for capital projects or trust and agency funds, these fund types are not included in this statement. The major differences between the budget basis and the GAAP basis are:

- 1) Revenues are recorded when received in cash (budget) as opposed to when susceptible to accrual (GAAP).
- 2) Expenditures are recorded when paid in cash or encumbered (budget) as opposed to when susceptible to accrual (GAAP).
- 3) Encumbrances are recorded as the equivalent of expenditures (budget) as opposed to reservation of fund balance (GAAP).

The adjustments necessary to convert the fund balances/equity and the results of operations at the end of the year on the GAAP basis to the budget basis are as follows:

	<u>Fund Balance</u>			<u>Fund Equity</u>	
	<u>General</u>	<u>Special Revenue</u>	<u>Debit Service</u>	<u>Enterprise Fund</u>	<u>Internal Service</u>
GAAP Basis (as reported)	\$8,390,211	\$3,568,767	\$318,875	\$801,540	\$3,973,828
Increase (Decrease) due to:					
Revenue:					
Accrued December 31, 2001 but not yet received in cash	(3,043,705)	(742,264)	(1,947)	(50,000)	(469,763)
Expenditures:					
Accrued December 31, 2001 but not yet paid in cash	2,743,408	3,192,335	7,084	337,988	1,512,877
Prepaid Items	(3,966)	(52,641)	-0-	-0-	(1,358)
Fund Assets:					
Inventory of Supplies	(238,134)	-0-	-0-	-0-	(16,543)
Fixed Assets	-0-	-0-	-0-	(960,811)	(85,142)
Net Decrease in the Fair Value of Investments	<u>(347,557)</u>	<u>-0-</u>	<u>-0-</u>	<u>-0-</u>	<u>-0-</u>
Non-GAAP Budget Basis	<u>\$7,500,257</u>	<u>\$5,966,197</u>	<u>\$324,012</u>	<u>\$128,717</u>	<u>\$4,913,899</u>

**CITY OF SHAKER HEIGHTS, OHIO
NOTES TO THE COMBINED FINANCIAL STATEMENTS
DECEMBER 31, 2001**

Note 1. Summary of Significant Accounting Policies (continued)

	Excess of Revenues & Other Financing Sources Over (Under) Expenditures and Other Uses			Net Income (Loss)	
	General	Special Revenue	Debt Service	Enterprise Fund	Internal Service
GAAP Basis (as reported)	\$ (60,480)	\$ 1,186,879	\$ 12,821	\$ (114,936)	\$ 217,242
Increase (Decrease) due to:					
Revenues:					
Accrued December 31, 2000, received in cash during 2001	3,169,467	426,452	3,547	-0-	489,047
Accrued December 31, 2001, but not yet received in cash	(3,043,705)	(742,264)	(1,947)	(50,000)	(469,763)
Expenditures:					
Accrued December 31, 2000, paid in cash during 2001	(2,293,470)	(3,184,169)	-0-	(329,939)	(1,575,031)
Accrued December 31, 2001 but not yet paid in cash	2,743,408	3,192,335	7,084	337,988	1,512,877
Fixed Assets acquisitions recorded as expenditures for budgetary purposes	-0-	-0-	-0-	(8,037)	-0-
Changes in prepaid expenditures:					
Prepaid Items	(2,318)	(17,566)	-0-	3,354	(1,358)
Inventory of Supplies	-0-	-0-	-0-	-0-	9,388
Non-cash expense -					
Depreciation expense	-0-	-0-	-0-	102,780	8,053
Loss on Sale of Fixed Assets	-0-	-0-	-0-	402	-0-
Encumbrances -					
Current year charges against prior year's cash fund balance reserved for encumbrance	527,643	909,195	-0-	73,128	125,027
Encumbered at December 31, 2001 but recorded as the equivalent of cash expenditures for budgetary purposes	(1,015,366)	(723,447)	-0-	(106,312)	(128,228)
Net Change in the Fair Value of Investments	<u>(676,522)</u>	<u>-0-</u>	<u>-0-</u>	<u>-0-</u>	<u>-0-</u>
Non-GAAP Budget Basis	<u><u>\$(651,343)</u></u>	<u><u>\$1,047,415</u></u>	<u><u>\$21,505</u></u>	<u><u>\$(91,572)</u></u>	<u><u>\$ 187,254</u></u>

E. Cash and Cash Equivalents

For purposes of the statement of cash flows, the proprietary fund types consider all highly liquid investments that are both readily convertible to known amounts of cash, with a maturity of three months or less when purchased to be cash equivalents.

F. Inventory

Inventory is stated at weighted average cost. The cost of inventory items is recorded as an expenditure in the Governmental Funds when purchased and as an expense in the Proprietary Funds when used. Obsolete inventory has not been valued for financial reporting purposes.

**CITY OF SHAKER HEIGHTS, OHIO
NOTES TO THE COMBINED FINANCIAL STATEMENTS
DECEMBER 31, 2001**

Note 1. Summary of Significant Accounting Policies (continued)

G. Fixed Assets

Fixed assets include land, buildings, improvements and equipment owned by the City. When purchased, such assets are recorded as expenditures in the Governmental Funds and accounted for in the General Fixed Assets Account Group. All fixed assets are valued at historical cost or estimated historical cost if the actual historical cost is not available. Donated fixed assets are valued at their estimated fair market value on the date donated. The City does not capitalize interest expenses incurred on debt issued to finance capital assets.

Infrastructure fixed assets such as streets, sidewalks, curbs, gutters, and sewers are not capitalized along with the other general fixed assets as they are immovable and of value only to the City.

Fixed assets in the Proprietary Funds are capitalized in the individual funds in which they are utilized. Assets which were acquired using general tax revenues and transferred to a Proprietary Fund are recorded as contributed capital.

Depreciation on fixed assets used in the Proprietary Funds is computed and recorded using the straight-line method. Depreciation recognized on assets acquired or constructed with contributed capital is closed to the contributed capital account. Net income or loss, adjusted by the amount of depreciation on fixed assets acquired with contributed capital is closed to retained earnings. No depreciation is recorded on those assets accounted for in the General Fixed Assets Account Group.

Estimated lives of various classes of fixed assets are as follows:

Building	30 to 50 Years
Improvements	7 to 20 Years
Equipment	3 to 30 Years

H. Interfund Transactions

During the course of normal operations, the City had numerous transactions between funds, most of which are in the form of transfers of resources to provide services or to service debt. The accompanying financial statements generally reflect such transactions as operating transfers. The City also advances money between funds throughout the year. To the extent that certain transactions between funds had not been paid or received as of December 31, 2001, interfund amounts receivable or payable have been recorded as Due To/Due From Other Funds.

I. Total Columns on Combined Statements

Total columns on the combined statements are captioned "Memorandum Only" to indicate that they are presented only to facilitate financial analysis. Data in these columns do not present financial position, results of operations or cash flows in conformity with generally accepted accounting principles and are not comparable to a consolidation. Interfund eliminations have not been made in the aggregation of this data.

J. Reclassifications

Certain amounts shown for 2000 have been reclassified to conform with the current year presentation.

**CITY OF SHAKER HEIGHTS, OHIO
NOTES TO THE COMBINED FINANCIAL STATEMENTS
DECEMBER 31, 2001**

Note 2. Change in Accounting Principle and Restatement of Prior Year Fund Balances

For 2001, the City implemented GASB Statement No. 33, Accounting and Financial Reporting for Nonexchange Transactions, and began reporting inventories and prepaid items. In order to recognize the prior year balances for these previously unrecognized accounts and the change in accounting principle, the beginning of the year fund balances were restated as follows:

	General Fund	Special Revenue Funds
Fund Balances, December 31, 2000	\$8,269,923	\$2,327,926
GASB 33 Adjustment:		
Due from Other Governments	159,584	53,962
Adjusted Fund Balances, December 31, 2000	\$8,429,507	\$2,381,888
As a result of the change in accounting principle, deferred revenue Was also restated as follows:		
Deferred Revenue, December 31, 2000	\$11,628,812	\$4,982,666
GASB 33 Adjustment:		
Taxes Receivable	147,370	211,292
Restated Deferred Revenue, December 31, 2000	\$11,776,182	\$5,193,958

Note 3. Deposits with Financial Institutions and Investments (Including Repurchase Agreements)

A. Deposits - All deposits are in the financial institutions noted below and are carried at cost.

Insured	Carrying Amount	Bank Balance	Fund
(FDIC) Bank One	\$(328,787)	\$100,000	Pool
(FDIC) Fifth Third Bank	100,000	100,000	General Capital
(FDIC) FirstMerit Bank	26,330	26,330	Pool/General Capital
(FDIC) Huntington National Bank	(267,402)	15,910	Pool
(FDIC) KeyBank	(46,953)	100,000	Pool/General Capital
(FDIC) National City Bank	100,000	100,000	Pool
(FDIC) National City Bank	26,591	26,591	Bond Retirement
(FDIC) National City Bank	100,000	100,000	Municipal Court
Uninsured			
Cash on Hand	16,833	N/A	Pool
Collateral held by City's agent in the Financial Institution's Name:			
Bank One	N/A	235,957	Pool
Fifth Third Bank	2,712	2,712	General Capital
KeyBank	-0-	191,232	Pool/General Capital
National City Bank	555,080	546,373	Pool/General Capital
National City Bank	<u>245,932</u>	<u>253,415</u>	Municipal Court
Total Deposits	<u>\$530,336</u>	<u>\$1,798,520</u>	

**CITY OF SHAKER HEIGHTS, OHIO
NOTES TO THE COMBINED FINANCIAL STATEMENTS
DECEMBER 31, 2001**

Note 3. Deposits with Financial Institutions and Investments (continued)

The City maintains a cash and investment pool that is available for use by all funds. Each fund type's portion of this pool is displayed on the combined balance sheet as "Equity in City Treasury Cash". Ohio law requires that deposits be placed in eligible banks or building and loan associations located in Ohio. Any public depository in which the City places a deposit must pledge as collateral eligible securities of aggregate face value equal to 110% of the excess of the deposit that is not insured by the Federal Deposit Insurance Corporation. At year-end, the carrying amount of the City's deposits was \$530,336 and the bank balance was \$1,798,520. The bank balance covered by federal deposit insurance was \$568,831 and the remaining \$1,229,689 was covered by collateral held by third party trustees in collateral pools in the name of the respective depository institutions securing all public funds on deposits pursuant to Section 135.18 of the Ohio Revised Code. The statutes further require the classification of monies held by the City into three categories, active, inactive, and interim deposits. Active monies are those required to be kept in a cash or near cash status for immediate use by the City. Such monies must be maintained either as cash in the City treasury or in depository accounts payable or withdrawable on demand. Inactive monies are those which are not required for use within the current two year period of designation of depositories. Interim monies are those monies which are not needed for immediate use but which will be needed before the end of the current period of the depositories.

B. Investments - The City's investment policies are governed by the City's charter and ordinances. The charter authorizes the City to invest in the following securities:

- 1) Bonds or notes which are issued by and are obligations of the City of Shaker Heights, Ohio.
- 2) Bonds, notes, certificates of indebtedness, treasury bills or other securities issued by and constituting direct obligations of, or guaranteed by the United States, or those for which the faith of the United States is pledged for the payment of principal and interest thereon.
- 3) Bonds or notes which are issued by and are the obligations of the State of Ohio, provided that such bonds or notes have a rating assigned to them by Standard and Poors Corporation or Moody's Investor Services, Inc. which rating:
 - A. As to bonds, is one of the two highest rating categories that may be assigned;
and
 - B. As to notes, is the highest rating category that may be assigned.

In order to be eligible investments under points (2) or (3), there must be no outstanding default for the payment of the principal or interest on such securities and the securities must mature or be subject to redemption at the option of the City within five years of the date the City purchased such security.

In addition, effective September 27, 1996 State law specifically prohibits investment in stripped principal or interest obligations, reverse repurchase agreements and derivatives. The issuance of taxable notes for the purpose of arbitrage, the use of leverage and short selling are also prohibited. All investments must be purchased with the expectation that the investment will be held to maturity.

Written repurchase agreements in the securities listed above are permitted provided that the fair value of the securities subject to the repurchase agreement must exceed the principal value of the agreement by at least two percent and be marked to the market daily. The term of the agreement may not exceed thirty days.

Payment for investments may be made only upon delivery of the securities representing the investment to the Finance Director or qualified trustee or, if the securities are not represented by a certificate, upon receipt of confirmation of transfer from the custodian.

Except for non-participating investment contracts, investments are reported at fair value. Fair value is the investment's quoted market price at December 31, 2001. Non-participating investment contracts such as repurchase agreements and non-negotiable certificates of deposits are reported at cost.

**CITY OF SHAKER HEIGHTS, OHIO
NOTES TO THE COMBINED FINANCIAL STATEMENTS
DECEMBER 31, 2001**

Note 3. Deposits with Financial Institutions and Investments (continued)

The City's investments at December 31, 2001, carried at fair value, are as noted below:

<u>Investments</u>	<u>Fair Value</u>	<u>Fund</u>
Held by City's counterparty:		
Repurchase Agreement	\$3,518,000	Pool
Held by the City or its Agent in the City's Name:		
U.S. Treasury Notes	<u>28,080,257</u>	Pool
Total Investments	<u>\$31,598,257</u>	

C. Risk Categorization - Governmental Accounting Standards Board (GASB) Statement No. 3 "Deposits with Financial Institutions, Investments (including Repurchase Agreements), and Reverse Repurchase Agreements," requires the City to categorize its investments into one of three credit risk categories. Category 1 includes investments that are insured or registered for which the securities are held by the City or its agent in the City's name. Category 2 includes uninsured and unregistered investments for which the securities are held by the counterparty's trust department or agent in the City's name. Category 3 includes uninsured or unregistered investments for which the securities are held by the counterparty, or by its trust department or agent, but not in the City's name.

<u>Type of Investment</u>	<u>Category 2</u>	<u>Category 3</u>	<u>Fair Value</u>
U.S. Government Securities	\$28,080,257	\$ -0-	\$28,080,257
Repurchase Agreements	<u>-0-</u>	<u>3,518,000</u>	<u>3,518,000</u>
Total Investments	<u>\$28,080,257</u>	<u>\$3,518,000</u>	<u>\$31,598,257</u>

Note 4. Property Tax

Property taxes include amounts levied against all real, public utility and tangible personal property located in the City. The City receives property taxes from the following sources:

Real Estate - Residential, commercial and public utility real property is taxed at 35% of market value.

Tangible Personal Property - The true value of personal property is based upon composite annual allowances and is assessed at 88%, except for the following:

- Electric Utility Production Equipment - Assessed at 100% of True value (50% of cost).
- Rural Electric Companies - Assessed at 50% of true value.
- Railroads - Assessed at 25% of true value.
- Telephone Utility - Effective in tax year 1995, all interexchange telephone personal property is assessed at 25% of true value. Local exchange telephone personal property added to the tax roles during tax year 1995 and thereafter is assessed at 25% of true value; existing personal property is assessed at 88% of true value.

Real property taxes (other than public utility property) are levied after October 1 on the assessed value listed as of the prior January 1, the lien date. Assessed values are established by the Cuyahoga County Auditor at 35% of the current market value, and reappraisal of all property is required every six years with a triennial update. The last reappraisal was completed for tax year 2000 affecting collections beginning in 2001.

**CITY OF SHAKER HEIGHTS, OHIO
 NOTES TO THE COMBINED FINANCIAL STATEMENTS
 DECEMBER 31, 2001**

Note 4. Property Tax (continued)

Real property taxes are payable annually or semi-annually. If paid annually, payment is due January 20; if paid semi-annually, the first payment is due January 20 with the remainder payable by June 20. Taxes not paid become delinquent after December 31 of the year in which payable. Under certain circumstances, state statute permits earlier or later payment dates to be established.

Taxpayers become liable for tangible personal property taxes (other than public utility property) on January 1 of the current calendar year based on tax rates determined in the preceding year and assessed values determined as of the close of the most recent fiscal year of the taxpayer that ended on or before March 31 of the current calendar year. Since 1992, tangible personal property used in business (except for public utilities) was assessed for ad valorem taxation purposes at 25% of its true value. Amounts paid by multi-county taxpayers are due September 20. Single county taxpayers may pay annually or semi-annually. If paid annually, payment is due April 30, if paid semi-annually, the first payment is due April 30 with the remainder payable by September 20. Under Ohio law, personal property taxes do not attach as a lien on the personal property.

Public utility real and tangible personal property taxes collected during the calendar year were levied in the preceding calendar year based on assessed values as of January 1 of that preceding year, the lien date. The majority of public utility tangible personal property currently is assessed at 35% of its true value. Public utility property taxes are payable on the same dates as real property taxes described previously.

While property tax rates are levied by the City, the Cuyahoga County Auditor is statutorily responsible for administering and collecting real property taxes on the behalf of all taxing authorities in the county, including the City.

The assessed values per category applicable to the 2001 and 2000 collections are as follows:

	<u>Tax Collection/Valuation Year</u>	
	<u>2001/2002</u>	<u>2000/2001</u>
Real Estate (other than public utility)	\$708,065,810	\$704,415,330
Public Utilities Real and Tangible Personal Property	16,032,480	20,868,560
Tangible Personal Property (other than public utility)	<u>14,106,723</u>	<u>12,360,677</u>
Total Valuation	<u>\$738,205,013</u>	<u>\$737,644,567</u>

The tax rate levied to finance the City's services for the years ended December 31, 2001 and December 31, 2000, was \$9.90 per \$1,000 of real estate and personal property valuation. A receivable totaling \$6,789,002 and corresponding deferred revenue have been recorded in the General Fund (\$6,377,576), Police Pension Special Revenue Fund (\$205,713), and Fire Pension Special Revenue Fund (\$205,713). This total includes \$409,304 for the portions of the taxes levied prior to December 31, 2001, which are delinquent, and \$6,379,698 which was levied on January 1, 2001, on the assessed value of property on October 1, 2001. This amount is measurable, but not available in the current period.

The receivable and related deferred revenue does not include property tax entitlements in the amount of \$871,527 (\$818,679 General Fund, \$26,424 each to Police Pension and Fire Pension Special Revenue Funds) that the City expects to receive in 2001 from the State of Ohio to finance 2001 operations. These entitlements are based upon 2001 local property tax relief granted by the State to qualified classes of real property owners in the form of Homestead Exemptions and tax rollbacks.

**CITY OF SHAKER HEIGHTS, OHIO
NOTES TO THE COMBINED FINANCIAL STATEMENTS
DECEMBER 31, 2001**

Note 5. City Income Tax

The City income tax is applied to the gross salaries, wages and other personal service compensation earned by residents of the City and to the earnings of nonresidents working within the City. This tax also applies to the net income of businesses operating within the City. The tax rate was 1-3/4% of earnings for 2001 and 2000. Residents of the City are granted a credit up to one-half of 1% for taxes paid to other municipalities. A receivable totaling \$6,371,029 has been recorded in the General Fund. This total includes \$2,207,204 for the portion of taxes that is due in December, but not received until January of the following year, and \$4,163,825 which has been billed, but is not available in the current period.

Note 6. Receivables

Receivables at December 31, 2001 include the following:

	<u>General</u>	<u>Special Revenue</u>	<u>Capital Projects</u>	<u>Internal Service</u>	<u>Trust and Agency</u>	<u>Totals</u>
TAXES:						
Income Tax:						
Current	\$2,207,204	\$ -0-	\$ -0-	\$ -0-	\$ -0-	\$2,207,204
Deferred	4,163,825	-0-	-0-	-0-	-0-	4,163,825
Property Tax						
Delinquent	384,498	24,806	-0-	-0-	-0-	409,304
Deferred	5,993,078	386,620	-0-	-0-	-0-	6,379,698
Admissions Tax	<u>8,241</u>	<u>-0-</u>	<u>-0-</u>	<u>-0-</u>	<u>-0-</u>	<u>8,241</u>
TOTAL TAXES	12,756,846	411,426	-0-	-0-	-0-	13,168,272
ACCOUNTS:						
Collection Cost -						
Reimbursement	265,000	-0-	-0-	-0-	-0-	265,000
Franchise Fees	69,789	-0-	-0-	-0-	-0-	69,789
Ambulance Fees	96,742	-0-	-0-	-0-	-0-	96,742
Sewer Surcharge	-0-	460,072	-0-	-0-	-0-	460,072
Miscellaneous	<u>5,980</u>	<u>770</u>	<u>-0-</u>	<u>220,787</u>	<u>-0-</u>	<u>227,537</u>
TOTAL ACCOUNTS	437,511	460,842	-0-	220,787	-0-	1,119,140
SPECIAL ASSESSMENTS:						
Current	-0-	-0-	-0-	128,976	-0-	128,976
Deferred	2,935	2,834,880	-0-	-0-	-0-	2,837,815
ACCRUED INTEREST	319,540	-0-	-0-	-0-	-0-	319,540
LOANS	-0-	-0-	-0-	-0-	713,952	713,952
LEASES	<u>1,084,448</u>	<u>-0-</u>	<u>1,967,935</u>	<u>-0-</u>	<u>-0-</u>	<u>3,052,383</u>
TOTALS	<u>\$14,601,280</u>	<u>\$3,707,148</u>	<u>\$1,967,935</u>	<u>\$349,763</u>	<u>\$713,952</u>	<u>\$21,340,078</u>

**CITY OF SHAKER HEIGHTS, OHIO
NOTES TO THE COMBINED FINANCIAL STATEMENTS
DECEMBER 31, 2001**

Note 7. Due from Other Governments

Receivables due from other governments at December 31, 2001, include the following:

	<u>General</u>	<u>Special Revenue</u>	<u>Capital Projects</u>	<u>Total</u>
Local Government Contracts	\$ 87,070	\$ -0-	\$ -0-	\$ 87,070
Auto Registration Fees	-0-	10,321	-0-	10,321
Gas Tax	-0-	313,558	-0-	313,558
Liquor Tax	1,524	-0-	-0-	1,524
Cigarette Tax	22	-0-	-0-	22
Estate Tax	-0-	-0-	1,210,069	1,210,069
Local Government – State	187,029	-0-	-0-	187,029
Local Government - Country	154,480	-0-	24,000	178,480
State Grants	-0-	25,114	-0-	25,114
Federal Grants	-0-	437,994	-0-	437,994
Other	<u>4,978</u>	<u>-0-</u>	<u>-0-</u>	<u>4,978</u>
	<u>\$435,103</u>	<u>\$786,987</u>	<u>\$1,234,069</u>	<u>\$2,456,159</u>

Note 8. Interfund Balances

Individual fund interfund receivable and payable balances at December 31, 2001 include the following:

<u>Description</u>	<u>Due From Other Funds</u>	<u>Due to Other Funds</u>
General Fund	<u>\$ 87,070</u>	<u>\$170,000</u>
Special Revenue Funds:		
Police Pension Fund	1,792	-0-
Fire Pension Fund	1,680	-0-
Indigent Driver Alcohol Treatment Fund	175	-0-
Court Computer Legal Research Fund	1,855	-0-
Clerk of Court's Computerization Fund	6,216	-0-
Exterior Home Maintenance Fund	-0-	41,750
Law Enforcement Grant Fund	-0-	-0-
Court Community Service Fund	640	-0-
Court Alternate Dispute Resolution Fund	3,096	-0-
High Intensity Drug Trafficking Area Grant Fund	<u>-0-</u>	<u>204,115</u>
Total Special Revenue Funds	<u>15,454</u>	<u>245,685</u>
Debt Service Fund	<u>1,947</u>	<u>7,084</u>
Capital Projects Funds		
General Capital Projects Fund	142,182	-0-
Firehouse Construction Project Fund	-0-	1,947
Sussex Area Revitalization District Fund	-0-	50,000
STC Community Development Area Fund	<u>-0-</u>	<u>27,000</u>
Total Capital Projects Fund	<u>142,182</u>	<u>78,947</u>
Recreation Enterprise Fund	<u>50,000</u>	<u>20,000</u>
Internal Service Funds		
Central Garage Fund	<u>120,000</u>	<u>0-</u>
Total Internal Service Funds	<u>120,000</u>	<u>-0-</u>
Trust and Agency Funds		
Law Enforcement Trust Fund	204,115	-0-
Municipal Court Fund	<u>-0-</u>	<u>99,052</u>
Total Trust and Agency Funds	<u>204,115</u>	<u>99,052</u>
Total Interfund Balances	<u>\$620,768</u>	<u>\$620,768</u>

**CITY OF SHAKER HEIGHTS, OHIO
NOTES TO THE COMBINED FINANCIAL STATEMENTS
DECEMBER 31, 2001**

Note 9. Changes in General Fixed Assets

Changes in general fixed assets during the year ended December 31, 2001, were as follows:

<u>Class</u>	<u>Jan. 1, 2001</u>	<u>Additions</u>	<u>Deletions</u>	<u>Completed Construction</u>	<u>Dec. 31, 2001</u>
Land	\$11,808,903	\$ 519,575	\$ -0-	\$ -0-	\$12,328,478
Buildings	7,555,564	511,070	-0-	17,000	8,083,634
Land Improvements	3,109,337	170,194	-0-	-0-	3,279,531
Machinery & Equipment	13,305,408	1,587,766	399,460	-0-	14,493,714
Construction in Progress	<u>17,000</u>	<u>6,250</u>	<u>-0-</u>	<u>(17,000)</u>	<u>6,250</u>
Total	<u>\$35,796,212</u>	<u>\$2,794,855</u>	<u>\$399,460</u>	<u>\$ -0-</u>	<u>\$38,191,607</u>

<u>Construction in Progress Projects</u>	<u>Project Authorization</u>	<u>Expended to Date</u>
Roof Replacement	<u>\$20,750</u>	<u>\$6,250</u>
TOTALS	<u>\$20,750</u>	<u>\$ 6,250</u>

Note 10. Proprietary Fund Fixed Assets

Proprietary fund fixed assets at December 31, 2001, were as follows:

<u>Class</u>	<u>Enterprise</u>	<u>Internal Service</u>	<u>Total</u>
Land	\$ 86,342	\$ -0-	\$ 86,342
Buildings	1,713,873	-0-	1,713,873
Land Improvements	1,307,060	-0-	1,307,060
Machinery and Equipment	<u>566,856</u>	<u>167,640</u>	<u>734,496</u>
Total	3,674,131	167,640	3,841,771
Less Accumulated Depreciation	<u>(2,713,320)</u>	<u>(82,498)</u>	<u>(2,795,818)</u>
Net	<u>\$ 960,811</u>	<u>\$ 85,142</u>	<u>\$ 1,045,953</u>

Note 11. Compensated Absences

In accordance with Governmental Accounting Standards Board (GASB) Statement Number 16, the City has accrued a liability for compensated absences (vacation and sick leave) at December 31, 2001 along with any salary-related benefit liabilities associated with the payment of compensated absences. The City uses the vesting method to calculate this liability. For governmental funds, the City has recognized the current portion of this liability at December 31, 2001 that is expected to be liquidated with expendable available financial resources. The remainder of the compensated absence liability for governmental funds is reported in the general long-term debt account group as accrued sick leave benefits. Proprietary funds report the entire liability for compensated absences calculated at December 31, 2001 as a current fund liability.

Vacation is earned by City employees at varying rates based upon length of service. No employee may accumulate vacation time in excess of three times the individual's annual rate of accrual. In the case of death, termination or retirement an employee (or the employee's estate), is paid for the accumulated, unused vacation leave.

**CITY OF SHAKER HEIGHTS, OHIO
NOTES TO THE COMBINED FINANCIAL STATEMENTS
DECEMBER 31, 2001**

Note 11. Compensated Absences (continued)

All full-time employees earn sick leave at a rate of fifteen (15) workdays per year. In November of each year full-time employees of the City have the right to convert accumulated sick leave days earned during the last year in excess of a total accumulation of ninety (90) days at the ratio of three days of accumulated sick leave for one day's pay. Sick leave not converted under this option may be used through time off from work. Dependent upon bargaining unit membership, full-time employees with minimum continuous service with the City ranging from five to fifteen years who terminate employment for other than disciplinary reasons may receive payment for their accumulated sick leave according to various formulae with maximums ranging from 480 to 1,300 hours.

As of December 31, 2001, the total estimated liability for all unpaid compensated absence and accrued sick leave benefits was \$4,416,505 for all funds and account groups.

Note 12. Short-Term Debt

Notes payable at December 31, 2001, consist of the general obligation bond anticipation notes listed below. These notes have a term of one year or less and were issued to finance improvements to City owned property, to acquire a new fire truck and to retire the Unfunded Police and Firemen's Pension Past Service Liability (See explanation below). The City has been retiring a portion of the City Improvement notes as they mature and issuing new notes for the remaining balance. The City will either convert these notes to bonds or pay off the notes within the 20-year conversion period as required by the laws of the State of Ohio.

<u>General Obligation Bond Anticipation</u>	<u>Balance</u> <u>December 31, 2000</u>	<u>Net</u> <u>Addition</u> <u>(Reduction)</u>	<u>Balance</u> <u>December 31, 2001</u>
STC NorthWest Quadrant Note, due 5/23/02 interest at 3.40% (Renewal – 11)	\$ 1,585,000	\$ (155,000)	\$ 1,430,000
Police Pension Unfunded Liability Note, due 5/23/02, interest at 3.40%, (Renewal 2)	1,019,085	(64,000)	955,085
Fire Pension Unfunded Liability Note, due 5/23/02, interest at 3.40%, (Renewal 2)	930,915	(36,000)	894,915
Fire Truck Acquisition Note, due 5/23/02, interest at 3.40% (Renewal 1)	400,000	(80,000)	320,000
Fire Ambulance Acquisition Note, due 5/23/02, interest at 3.40%	-0-	175,000	175,000
Firehouse No. 1 Construction Note, due 5/23/02, interest at 3.40%	-0-	725,000	725,000
Sussex Area Revitalization District Bond - Property Acquisition, due 12/19/02, interest at 4.00%	-0-	950,000	950,000
Sussex Area Revitalization District Bond – Public Improvements, due 12/19/02, interest at 2.20%	<u>-0-</u>	<u>2,150,000</u>	<u>2,150,000</u>
Total:	<u>\$3,935,000</u>	<u>\$ 3,665,000</u>	<u>\$7,600,000</u>

**CITY OF SHAKER HEIGHTS, OHIO
NOTES TO THE COMBINED FINANCIAL STATEMENTS
DECEMBER 31, 2001**

Note 12. Short-Term Debt (continued)

The State of Ohio's Police and Fire Pension Fund (OP&F) announced that beginning November 15, 1998, it would allow municipalities to pay off their Unfunded Past Service Liability balance early, at a discount in one lump sum. The amount due was 68% of the first \$500,000 owed and 70% of the remaining liability in excess of \$500,000 plus accrued interest at 4.25%. On September 9, 1999, the City executed its final pay-off of this Accrued Past Service Liability when \$2,073,849 was wired to the account of the OP&F. The City plans to retire a portion of these notes as they mature and either issue new notes for the remaining balance or convert the notes to bonds.

Note 13. Long-Term Obligations

Long-term obligations of the City at December 31, 2001, consist of the following:

Loans	Shelburne Road Sanitary Sewer Replacement, Ohio Public Works Commission 0% interest Loan, due 7/1/2015, semi-annual installment of \$20,187.50 beginning 7/1/95.	\$ 545,062
Converted Sick Time	Converted Sick Time	<u>2,686,769</u>
Total:		<u>\$3,231,831</u>

The following is a summary of transactions affecting long-term obligations of the City for the year ended December 31, 2001:

	<u>Loans</u>	<u>Sick Time Conversion</u>	<u>Total</u>
Long-Term Obligation at 1/1/00	\$585,437	\$2,495,316	\$ 3,080,753
Net Change During the Year	<u>(40,375)</u>	<u>191,453</u>	<u>151,078</u>
Long-Term Obligations at 12/31/00	<u>\$545,062</u>	<u>\$2,686,769</u>	<u>\$3,231,831</u>

As of December 31, 2001, the City's only future debt service requirement consisted of an Ohio Public Works Commission non-interest bearing loan. This loan requires an annual principal payment of \$40,375 for the next thirteen years and a final payment of \$20,187 which is due on June 1, 2015, totaling \$545,062.

Legal Debt Margin - Under the Uniform Bond Act of the Ohio Revised Code, at December 31, 2001, the City had the capacity to issue approximately \$76,610,401 of additional voted and unvoted general obligation debt. Of this total general obligation debt capacity, the City's unvoted general obligation debt capacity is \$39,700,151 at December 31, 2001.

**CITY OF SHAKER HEIGHTS, OHIO
NOTES TO THE COMBINED FINANCIAL STATEMENTS
DECEMBER 31, 2001**

Note 14. Pension and Retirement Plans

A. Public Employees Retirement System of Ohio (PERS)

Plan Description - All employees other than policemen and firemen participate in the Public Employees Retirement System of Ohio (PERS), a cost sharing multiple-employer defined benefit pension plan. PERS provides retirement and disability benefits, annual cost of living adjustments, and death benefits to plan members and beneficiaries. Chapter 145 of the Ohio Revised Code provides the authority to establish and amend benefit provisions. The Public Employees Retirement System issues a stand-alone financial report. Interested parties may obtain a copy by making a written request to 277 East Town Street, Columbus, Ohio 43215-4642 or by calling (614) 466-2085 or (800) 222-PERS.

Funding Policy - The Ohio Revised Code provides statutory authority for employee and employer contributions. The employee contribution rate is 8.5% of their annual covered salary. The 2001 employer contribution rate for local governments was 13.55% of covered payroll. The City's contributions to PERS for the years ending December 31, 2001, 2000 and 1999 were \$1,744,193, \$1,389,517, and \$1,664,528 respectively, equal to the required contributions for each year.

B. Police and Fire Pension Fund of Ohio (OP&F)

Plan Description - All police officers and firefighters employed by the City contribute to the Ohio Police and Fire Pension Fund (OP&F), a cost-sharing multiple-employer defined benefit pension plan. OP&F provides retirement and disability benefits, annual cost-of-living adjustments, and death benefits to plan members and beneficiaries. Contribution requirements and benefit provisions are established by the Ohio State Legislature and are codified in Chapter 742 of the Ohio Revised Code. The OP&F issues a publicly available financial report that includes financial information and required supplementary information for the plan. That report may be obtained by writing to OP&F at 140 East Town Street, Columbus, Ohio 43215-5164.

Funding Policy - Plan members are required to contribute 10.0% of their annual covered salary, while employers are required to contribute 19.5% and 24.0% respectively for police officers and firefighters. The City's contributions to OP&F for the years ending December 31, 2001, 2000, and 1999 were \$809,585, \$857,403 and \$817,710 respectively, for police officers and \$907,523, \$901,021 and \$862,990 respectively, for firefighters equal to the required contributions for each year.

Note 15. Post Employment Benefits

In addition to the pension benefits described in Note 13, the Ohio Revised Code provides that the City fund post retirement health care benefits through employer contributions to the Public Employees Retirement System (PERS) of Ohio and the Ohio Police and Fire Pension Fund (OP&F) of Ohio.

A. Public Employees Retirement System of Ohio (PERS) - The PERS of Ohio provides post-retirement health care coverage to age and service retirees with ten (10) or more years of qualifying Ohio service credit. Health care coverage for disability and primary survivor recipients is available. The health care coverage provided by the retirement system is considered an Other Post Employment Benefit (OPEB). A portion of each employer's contribution to PERS is set aside for the funding of postretirement health care. The Ohio Revised Code provides the statutory authority for employer contributions and requiring public employers to fund postretirement health care coverage through their contributions to PERS. The rate was 13.55% of covered payroll for local governments, 4.30% was the portion that was used to fund health care for the year. The City's total contribution to fund post retirement benefits was \$553,508.

**CITY OF SHAKER HEIGHTS, OHIO
NOTES TO THE COMBINED FINANCIAL STATEMENTS
DECEMBER 31, 2001**

Note 15. Post Employment Benefits (continued)

The latest actuarial review was performed as of December 31, 2000. An entry age normal actuarial cost method of valuation is used in determining the present value of OPEB. The difference between assumed and actual experience becomes part of unfunded actuarial accrued liability. All investments are carried at market value. For actuarial valuation purposes, a smoothed market approach is used. Under this approach assets are adjusted annually to reflect 25% of unrealized market appreciation or depreciation on investment assets. The investment assumption rate for 2000 was 7.75%. An annual increase of 4.75% compounded annually, is base portion of the individual pay increase assumption. This assumes no change in the number of active employees. Additionally, annual pay increases, over and above the 4.75% base increase, were assumed to range 0.54% to 5.1%. Health care costs were assumed to increase 4.75% annually.

OPEBs are advance-funded on an actuarially determined basis. The number of active contributing participants was 411,076. As of December 31, 2000, the net asset available for OPEB was \$14,364.6 million. The actuarially accrued liability and the unfunded actuarial accrued liability, based on the actuarial cost method used, were \$11,735.9 million and \$2,628.7 million respectively.

B. Ohio Police and Fire Pension Fund (OP&F) - The OP&F of Ohio operates under the authority of the Ohio Revised Code and provides post-retirement health care coverage to any person who receives or is eligible to receive a monthly benefit check or is a spouse or eligible dependent child of such person. An eligible dependent child is any child under the age of eighteen whether or not the child is attending school or under the age of twenty-two, if attending school full-time or on a two-thirds basis. As of December 31, 2000, 12,853 police officers and 10,037 firefighters were eligible to receive health care benefits.

The Ohio Revised Code provides that health care costs paid from funds of the OP&F of Ohio shall be included in the employer's contribution rate. For 2001, the total employer contribution rate was 19.5% and 24.0% of covered payroll for police officers and firefighters respectively. For 2001, the City's actual contributions to the OP&F used to pay postemployment benefits were \$311,690 and \$284,055 for police officers and firefighters respectively.

Health care funding and accounting is on a pay-as-you go basis. A percentage of covered payroll as defined by the board, is used to pay retiree health care expenses. The Board defined allocation was 7.25% and 7.50% of covered payroll in 2000 and 2001 respectively. The allocation is 7.75% in 2002.

In addition, since July 1, 1992, most retirees have been required to contribute a portion of the cost of their health care coverage through a deduction from their monthly benefit payment. The OP&F's total health care expenses for the year ended December 31, 2000 were \$106.2 million, which is net of member contributions of \$5,657,431.

Note 16. Deficit Fund Balances

On December 31, 2001, the Police and Fire Pension Special Revenue Funds had deficit fund balances of \$853,150 and \$798,147, arising solely from the issuance of short-term bond anticipation notes in the amount of \$955,085 and \$894,915 respectively. Since a formal agreement to refinance this note had not been completed prior to the issuance of these financial statements, the note is classified as a fund liability. The deficit fund balance will be eliminated when bonds are issued to replace the note financing and the accounting for the debt is transferred from the fund to the General Long-Term Debt Account Group.

**CITY OF SHAKER HEIGHTS, OHIO
NOTES TO THE COMBINED FINANCIAL STATEMENTS
DECEMBER 31, 2001**

Note 17. Operating Transfers

The City's Combined Statement of Revenues, Expenditures, and Changes in Fund Equity for all governmental fund types and expendable trust funds and the Statement of Revenues, Expenses and Changes in Retained Earnings for all proprietary fund types, displays the total of the Council approved operating transfers in and out for the fiscal year ended December 31, 2001. A reconciliation of these operating transfers is detailed below:

<u>Description</u>	<u>Operating Transfers In</u>	<u>Operating Transfers Out</u>
General Fund	<u>\$ -0-</u>	<u>\$5,001,181</u>
Special Revenue Funds:		
Street Maintenance and Repair Fund	234,200	68,000
State Highway Fund	8,000	-0-
Food Service Fund	-0-	-0-
Sewer Maintenance Fund	93,881	40,400
Police Pension Fund	760,834	-0-
Fire Pension Fund	791,021	-0-
Exterior Home Maintenance Fund	30,000	-0-
Community Preservation Partnership Fund	275,000	30,000
Law Enforcement Grant Fund	7,358	6,153
Tree Maintenance Assessment Fund	35,000	-0-
Street Lighting Assessment Fund	<u>12,000</u>	<u>-0-</u>
Total Special Revenue Funds	<u>2,247,294</u>	<u>144,553</u>
Debt Service Fund	<u>40,400</u>	<u>-0-</u>
Capital Projects Funds:		
General Capital Project Fund	2,172,851	67,200
Sewer Capital Improvements Fund	-0-	93,881
Firehouse Construction Project Fund	<u>-0-</u>	<u>246,568</u>
Total Capital Projects Funds	<u>2,172,851</u>	<u>407,649</u>
Recreation Enterprise Fund	<u>1,150,000</u>	<u>9,500</u>
Internal Service Funds		
Central Services	-0-	1,021
Self Insurance	<u>-0-</u>	<u>35,000</u>
Total Internal Service Funds	<u>-0-</u>	<u>36,021</u>
Trust & Agency Funds		
Law Enforcement Expendable Trust Fund	<u>496</u>	<u>12,137</u>
Total Trust & Agency Funds	<u>496</u>	<u>12,137</u>
Totals All Fund Types	<u>\$5,611,041</u>	<u>\$5,611,041</u>

Note 18. Direct Financing Leases

As of December 31, 2001, the City has leased five pieces of real property. All of the leases are accounted for as direct financing leases. These assets have been removed from the General Fixed Assets Account Group as if disposed of. The value of the City's investment in direct financing leases is reflected as a lease receivable and deferred revenue in the General Fund (\$1,084,448) and the General Capital Improvement Fund (\$1,967,935).

**CITY OF SHAKER HEIGHTS, OHIO
NOTES TO THE COMBINED FINANCIAL STATEMENTS
DECEMBER 31, 2001**

Note 18. Direct Financing Leases (continued)

- A. Former Malvern School Building - This lease was originally entered into during 1992 and was most recently renewed in 1998. Under the terms of the lease, the lessee has the right to renew the lease, with a scheduled rent increase, for one additional period of two years.
- B. Former Senior Adult Building - This lease was renewed in 2000 and will expire in 2005. Under the terms of the lease, the lessee has the right to renew the lease, with a scheduled rent increase to be determined by Council, for one period of five years.
- C. Former Moreland School Building - This property was leased to the Shaker Heights Public Library during 1991 to serve as the library districts' new main library facility. The initial lease term expires in 2013 with four ten-year renewal options. Under the terms of the lease, the Library Board of Directors completed approximately \$4.3 million in renovations to the facility. The lease required the City to finance \$2.6 million of the project. The annual basic lease payment is \$100 plus the annual debt service on the financing amortized over the life of the lease.
- D. Warrensville Center Road Center Strip/Parking Lots - This lease was entered into with OfficeMax, Inc. during 1996 and is scheduled to expire in 2016. Under the terms of the lease, the City constructed and made necessary improvements to existing parking lots on City owned property along Warrensville Center Road. These parking lots were subsequently leased to OfficeMax, Inc. for their exclusive use. The initial term of the lease is for twenty years with an additional five-year option, which may be exercised by the lessee.
- E. 3470 Warrensville Center Road - This lease was entered into 1999 and will expire in 2009. Under the terms of the lease, upon expiration, the lessee has the right to renew the lease with scheduled rent increases for two five year periods.

The following lists the components of the net investment in direct financing leases as of December 31, 2001:

Total minimum lease payments to be received	\$2,104,313
Less: Amounts representing executory costs	<u>(15,890)</u>
Minimum lease payments receivable	2,088,423
Less: Allowance for uncollectables	<u>-0-</u>
Net minimum lease payments receivable	\$2,088,423
Estimated residual value of leased property (unguaranteed)	963,960
Less: Unearned income	<u>-0-</u>
Net investment in direct financing leases	<u>\$3,052,383</u>

Note 19. Risk Management

The City is exposed to various risks of loss related to torts, theft of, damage to, and destruction of assets, errors and omissions, injuries to employees, and natural disasters. During 2000, the City contracted with the following insurance companies:

States Self-Insurers Risk Retention Group, Inc. - provided public entity broad form liability insurance. This insurance included law enforcement, public officials, and emergency medical liability insurance, and is limited to \$10,000,000 with a self-retention of \$250,000. This insurance also included excess insurance for automobile liability with a deductible of \$1,000,000.

**CITY OF SHAKER HEIGHTS, OHIO
NOTES TO THE COMBINED FINANCIAL STATEMENTS
DECEMBER 31, 2001**

Note 19. Risk Management (continued)

Westfield Insurance Company - provided comprehensive and collision coverage for vehicles valued at \$50,001 and above.

Indiana Insurance Company - provided commercial insurance for property and inland marine. Property insurance, with a deductible of \$1,000, was limited to \$31,545,189 for property and contents and \$1,489,176 for contractor's equipment. Boiler insurance had a property damage limit of \$2,000,000 with a deductible of \$1,000. This coverage also included coverage of valuable papers and records, which was limited to \$75,000 with a deductible of \$250.

CNA - provided commercial crime and public employee dishonesty insurance with an aggregate limit of \$500,000 and a deductible of \$1,000.

Hartford - provided commercial inland marine coverage for the City's vehicle fleet. This insurance coverage has a maximum limit of \$3,000,000 and deductible of \$5,000.

Western World - provided emergency medical services insurance with an aggregate limit of \$500,000, an occurrence limit of \$250,000, and a deductible of \$250.

The City accounts for its general liability and property insurance premiums in the Self-Insurance Fund (an Internal Service Fund). All other premiums are accounted for in the General Fund. The claims liability of \$5,000 reported in the Self-Insurance Fund at December 31, 2001, is based on the requirements of Governmental Accounting Standards Board Statement No. 10, which requires that a liability for claims be reported if information indicates that it is probable that a liability has been incurred at the date of the financial statements and the amount of the loss is reasonably estimable. Settled claims have not exceeded commercial coverage in any of the past three fiscal years. There were no reductions in 2001 coverage when compared to 2000.

The City makes available a choice of health care plans for full-time permanent employees and their qualified dependents. Our current providers are an HMO and commercial hospitalization insurance carrier. Hospitalization premiums are paid on a monthly basis through the General Fund. Benefits of these plans include hospitalization and dental insurance. Other insurance carriers provide accidental death and dismemberment, disability and life insurance benefits.

The State of Ohio is one of six states having monopolistic state funds, which have the exclusive authority to provide employees with workers' compensation insurance. Historically, under the Ohio Workers' Compensation System for public employer taxing districts, there have been two types of rating plans: Base Rating and Experience Rating.

Ohio law was subsequently amended to include an additional plan called Retrospective Rating, which was offered to Ohio Employers who meet the eligibility requirements and standards. Under the terms of the Retrospective Rating Plan, an employer is required to make three forms of payment.

- First a minimum premium payment, which is a fraction of the premium it would have been under the Experience Rating Plan.
- Second, the employer is responsible for all selection year claims paid by the Bureau within the next ten years.
- Third, at the end of the ten-year period, the Bureau will compute a final premium liability for all remaining, unresolved claims.

**CITY OF SHAKER HEIGHTS, OHIO
NOTES TO THE COMBINED FINANCIAL STATEMENTS
DECEMBER 31, 2001**

Note 19. Risk Management (continued)

The City applied for and has been accepted into the Retrospective Rating Plan for the years since 1994 through 1999. The City's Self-Insurance Fund (an Internal Service Fund) is used to account for and pay Workers' Compensation claims from the accumulated assets of the fund. The City's Retrospective Rating Plan provides for a \$250,000 catastrophic limit per claim, and an unlimited claim limit. For 2000, the City elected the experience rating thereby transferring all Workers' Compensation risk arising from 2000 claims to the State Bureau of Workers' Compensation.

At December 31, 2001 \$1,197,400 had been accrued for Workers' Compensation claims. This represents estimates to be paid for reported claims and incurred but not yet reported claims based on the current information available.

A reconciliation of changes in the balances of claims liabilities during the fiscal years 2001 and 2000 were as follows:

	<u>Property and Casualty</u>		<u>Workers' Compensation</u>	
	<u>2001</u>	<u>2000</u>	<u>2001</u>	<u>2000</u>
Beginning of the Year Liability	\$ 32,000	\$ 108,770	\$1,250,220	\$1,586,393
Current Year Claims and Changes in Estimates	(27,000)	(71,020)	-0-	-0-
Claim Payments	<u>-0-</u>	<u>(5,750)</u>	<u>(52,820)</u>	<u>(336,173)</u>
Balance at End of Year	<u>\$ 5,000</u>	<u>\$32,000</u>	<u>\$1,197,400</u>	<u>\$1,250,220</u>

Note 20. Contributed Capital

During 2001, changes in contributed capital were as follows:

<u>Sources</u>	<u>Recreation Enterprise Fund</u>	<u>Central Garage Internal Service Fund</u>	<u>Total</u>
Contributed Capital Beginning Balance	\$843,413	\$88,581	\$931,994
Additions	18,890	-0-	18,890
Deletions	<u>(73,554)</u>	<u>(4,904)</u>	<u>(78,458)</u>
Contributed Capital Ending Balance	<u>\$788,749</u>	<u>\$83,677</u>	<u>\$872,426</u>

Note 21. Claims and Judgements

Several claims and lawsuits are pending against the City. It is the opinion of management that such claims and lawsuits will not have a material adverse effect on the financial condition of the City.

The City has received several federal and state grants for specific purposes which are subject to review and audit by the grantor agencies. Such audits could lead to requests for reimbursements to grantor agencies for expenditures disallowed under the terms of the grants. However, it is the opinion of management that any such disallowances, if any, will be immaterial.

**CITY OF SHAKER HEIGHTS, OHIO
NOTES TO THE COMBINED FINANCIAL STATEMENTS
DECEMBER 31, 2001**

Note 22. Subsequent Event

On March 25, 2002, City Council passed Ordinance Number 02-37 authorizing the issuance and sale of a Various Purpose Improvement Note in the amount of \$3,315,000 for the following purposes: (i) renovating and improving the former Moreland school building for library and other municipal purposes (\$1,275,000), (ii) refunding the obligation of the City of Shaker Heights to the Ohio Police and Firemen's Disability and Pension Fund for the employer's accrued liability (\$1,680,000) and (iii) acquiring motorized and mechanized vehicles and equipment for the Safety Department, including a fire truck and ambulance together with all necessary appurtenances and equipment thereto (\$360,000).

On May 14, 2002, the City issued a Various Purpose Improvement Note, Series 2002, in the amount of \$3,315,000 bearing an interest rate of 2.00%. This note was issued in anticipation of the issuance of bonds for the previously stated purposes. The note will mature on May 14, 2003. Of the note proceeds, \$1,275,000, \$1,680,000, \$240,000 and \$120,000, respectively, was used to partially refinance the \$1,430,000 Shaker Towne Centre Northwest Quadrant (Library Projects) Improvement Note; the \$1,850,000 Police (\$955,085) and Fire (\$894,915) Unfunded Liability Notes; and the \$320,000 Fire Truck Acquisition Note and the \$175,000 Fire Ambulance Acquisition Note that were outstanding at December 31, 2001 and mature on May 14, 2003.

City of Shaker Heights

General Fund



Comparative Financial Statements

General Fund is used to account for all financial resources, except those required to be accounted for in another fund.

**CITY OF SHAKER HEIGHTS, OHIO
GENERAL FUND
COMPARATIVE BALANCE SHEET
DECEMBER 31, 2001 AND 2000**

<u>ASSETS</u>	<u>2001</u>	<u>2000</u>
Equity In City Treasury Cash	\$7,847,814	\$7,334,912
Receivables (Net of Allowance For Uncollectibles)		
Taxes	12,756,846	12,178,868
Accounts	437,511	516,917
Deferred Special Assessments	2,935	1,813
Accrued Interest	319,540	279,564
Lease	1,084,448	1,199,248
Due From Other Funds	87,070	99,120
Due From Other Governments	435,103	670,119
Inventory of Supplies	238,134	216,950
Prepaid Items	3,966	1,648
	<u>\$23,213,367</u>	<u>\$22,499,159</u>
 <u>LIABILITIES AND FUND BALANCE</u>		
Liabilities:		
Vouchers and Accounts Payable	\$453,804	\$431,142
Accrued Wages And Benefits	944,717	708,177
Compensated Absences	1,174,887	1,054,151
Due To Other Funds	170,000	100,000
Deferred Revenue	12,079,748	11,776,182
	<u>14,823,156</u>	<u>14,069,652</u>
Fund Balance:		
Reserved For Encumbrances	599,412	577,036
Reserved For Prepaid Items	3,966	1,648
Reserved For Inventory of Supplies	238,134	216,950
Unreserved	7,548,699	7,633,873
	<u>8,390,211</u>	<u>8,429,507</u>
	<u>\$23,213,367</u>	<u>\$22,499,159</u>

**CITY OF SHAKER HEIGHTS, OHIO
GENERAL FUND
COMPARATIVE STATEMENT OF REVENUES, EXPENDITURES
AND CHANGES IN FUND BALANCE
FOR THE FISCAL YEAR ENDED DECEMBER 31, 2001
WITH COMPARATIVE TOTALS FOR THE FISCAL YEAR ENDED DECEMBER 31, 2000**

	<u>2001</u>	<u>2000</u>
REVENUES:		
Property Taxes	\$5,982,376	\$5,372,503
Municipal Income Taxes	18,927,461	17,264,797
State Levied Shared Taxes	1,656,883	1,859,460
Intergovernmental Grants and Contracts	1,036,249	981,814
Charges For Services	1,878,506	1,948,728
Fees, Licenses and Permits	340,124	362,474
Interest Earnings	1,647,137	1,610,781
Fines and Forfeitures	582,408	607,655
All Other Revenue	1,001,160	1,281,446
TOTAL REVENUES	<u>33,052,304</u>	<u>31,289,658</u>
EXPENDITURES:		
Current:		
Security of Persons and Property	12,719,558	12,329,694
Public Health and Welfare	397,931	375,271
Leisure Time Activities	582,860	570,420
Community Environment	3,806,088	3,278,980
Basic Utility Services	2,691,490	2,581,223
Transportation	593,220	742,949
General Government	6,827,390	6,828,308
Capital Outlay	493,066	367,859
TOTAL EXPENDITURES	<u>28,111,603</u>	<u>27,074,704</u>
Excess of Revenues Over (Under) Expenditures	<u>4,940,701</u>	<u>4,214,954</u>
OTHER FINANCING SOURCES (USES):		
Operating Transfers - In	0	1,398
Operating Transfers - Out	(5,001,181)	(3,446,150)
TOTAL OTHER FINANCING SOURCES (USES)	<u>(5,001,181)</u>	<u>(3,444,752)</u>
Excess of Revenues and Other Sources Over (Under) Expenditures And Other Uses	(60,480)	770,202
FUND EQUITY AT BEGINNING OF YEAR, RESTATED	8,429,507	7,611,560
Increase In Reserve For Inventory	21,184	47,745
FUND EQUITY AT END OF YEAR	<u><u>\$8,390,211</u></u>	<u><u>\$8,429,507</u></u>

CITY OF SHAKER HEIGHTS, OHIO
GENERAL FUND
COMPARATIVE SCHEDULE OF REVENUES, EXPENDITURES, ENCUMBRANCES AND CHANGES IN FUND BALANCE
BUDGETARY BASIS AND ACTUAL (NON GAAP BUDGET)
FOR THE FISCAL YEAR ENDED DECEMBER 31, 2001
WITH COMPARATIVE TOTALS FOR THE FISCAL YEAR ENDED DECEMBER 31, 2000

	2001			2000		
	Budget	Actual	Variance Favorable (Unfavorable)	Budget	Actual	Variance Favorable (Unfavorable)
Revenues and Other Financing Sources						
Revenues:						
Property Taxes	\$5,995,000	\$5,982,376	(\$12,624)	\$5,302,358	\$5,372,503	\$70,145
Municipal Income Taxes	18,065,000	18,827,343	762,343	18,425,000	17,484,261	(940,739)
Other Local Taxes	50,000	55,408	5,408	50,000	56,939	6,939
State Levied Shared Taxes	1,659,600	1,657,259	(2,341)	1,914,650	1,847,295	(67,355)
Intergovernmental Grants & Contracts	1,121,500	1,018,103	(103,397)	1,049,700	1,006,403	(43,297)
Charges for Services	1,977,950	1,885,383	(92,567)	1,869,700	1,943,577	73,877
Fees, Licenses and Permits	328,200	340,124	11,924	302,620	362,474	59,854
Interest Earnings	950,000	930,639	(19,361)	950,000	966,178	16,178
Fines and Forfeitures	625,000	583,289	(41,711)	625,000	616,326	(8,674)
Other Revenues	1,090,783	1,215,898	125,115	881,572	1,114,800	233,228
Other Financing Sources:						
Operating Transfers In	70,500	0	(70,500)	17,000	4,375	(12,625)
Advances In	8,872	8,872	0	288,723	283,001	(5,722)
Total Revenues and Other Financing Sources	\$31,942,405	\$32,504,694	\$562,289	\$31,676,323	\$31,058,132	(\$618,191)
Expenditures and Other Financing Uses						
Current:						
Security of Persons and Property	\$12,841,000	\$12,571,408	\$269,592	\$12,725,306	\$12,483,850	\$241,456
Public Health and Welfare	389,500	387,675	1,825	408,100	375,536	32,564
Leisure Time Activities	563,300	547,426	15,874	575,500	574,937	563
Community Environment	4,162,900	3,852,014	310,886	3,760,000	3,492,015	267,985
Basic Utility Services	2,696,300	2,740,281	(43,981)	2,522,600	2,627,804	(105,204)
Transportation	674,400	618,204	56,196	637,500	715,090	(77,590)
General Government	7,022,500	6,761,985	260,515	7,040,100	6,887,419	152,681
Capital Outlay	719,200	672,713	46,487	442,800	396,646	46,154
Other Financing Uses:						
Operating Transfers Out	5,375,650	5,001,181	374,469	3,692,644	3,471,150	221,494
Advances Out	3,150	3,150	0	21,250	21,250	0
Total Expenditures and Other Financing Uses	\$34,447,900	\$33,156,037	\$1,291,863	\$31,825,800	\$31,045,697	\$780,103
Excess of Revenues and Other Sources Over/(Under) Expenditures and Other Uses	(\$2,505,495)	(\$651,343)	\$1,854,152	(\$149,477)	\$12,435	\$161,912
Cash Fund Balance - January 1	7,663,877	7,663,877	0	7,502,290	7,502,290	0
Prior Year's Reserve For Encumbrances Outstanding At December 31	(43,191)	(43,191)	0	(175,427)	(175,427)	0
Current Year Cash Expenditures Against Prior Year's Cash Fund Balance Reserved For Encumbrance	(831,406)	(527,643)	303,763	(695,249)	(550,018)	145,231
Cash Fund Balance - December 31						
Unreserved	\$4,283,785	\$6,441,700	\$2,157,915	\$6,482,137	\$6,789,280	\$307,143
Reserved for Encumbrances - All Budget Years		1,058,557			874,597	
Total Cash Fund Balance - December 31		\$7,500,257			\$7,663,877	

City of Shaker Heights

SPECIAL REVENUE FUND GROUP

Combining Financial Statements

Special Revenue Funds are used to account for the proceeds of specific revenue resources (other than expendable trusts of major capital projects) that are legally restricted to expenditure for specified purposes.

Street Maintenance and Repair One of two funds legally required by the Ohio Revised Code (the other being the State Highway Maintenance Fund) to account for revenue from the state gasoline tax and motor vehicle registration fees. The Revised Code requires that 92.5% of these revenues be used for the maintenance and repair of streets within the City.

State Highway Maintenance One of two funds legally required by the Ohio Revised Code (the other being the Street Maintenance and Repair Fund) to account for revenue from the state gasoline tax and motor vehicle registration fees. The Revised Code requires that 7.5% of these revenues be used exclusively for the maintenance and repair of state highways within the City.

Food Service To account for fees collected by the City Health Department for food service operation and vending machine licenses. As required by state law, a portion of each license fee is remitted to the State and the balance is transferred to the City's General Fund.

Sewer Maintenance To account for funds derived from a surcharge levied upon all users of the sewer system within the City. This surcharge pays for sewer system maintenance, replacement and repair. The surcharge is levied in addition to the treatment and disposal rate set by the Northeast Ohio Regional Sewer District.

Police Pension To account for the payment of current and accrued police pension liability to the Police and Firemen's Disability and Pension Fund of Ohio. The Ohio Revised Code requires that the City levy .3 mills of property tax annually for the partial payment of this liability. The remaining liability is financed by an operating transfer primarily from the City's General Fund.

City of Shaker Heights

SPECIAL REVENUE FUND GROUP, (cont'd)

Combining Financial Statements

Fire Pension	To account for the payment of current and accrued fire pension liability to the Police and Firemen's Disability and Pension Fund of Ohio. The Ohio Revised Code requires that the City levy .3 mills of property tax annually for the partial payment of this liability. The remaining liability is financed by an operating transfer primarily from the City's General Fund.
Indigent Driver/Alcohol Treatment	To account for reinstatement fees collected by the State Bureau of Motor Vehicles in connection with driving under the influence offenses. Section 4511.191(L) provides that payments are to be made only upon order of the Municipal Court Judge for alcohol and other drug treatment costs for indigent drivers.
Court Computer Legal Research	To account for revenues from court costs assessed under the authority of Ohio Revised Code Section 1901.261(A) by the Municipal Court on the filing of each cause of action or appeal for the purposes of computerizing the court and to make available computerized legal research services.
Clerk's Computerization	To account for revenues from court costs assessed under the authority of Ohio Revised Code Section 1901.261(B) by the Municipal Court on the filing of each cause of action or appeal, certificate of judgment or modification of judgment for the purpose of procuring and maintaining computer systems for the office of the clerk of the Municipal Court.
Exterior Home Maintenance	To account for monies received from the Cuyahoga County Community Development Block Grant Program to be used to provide funding for improvements to owner-occupied homes within the City.
Fair Housing Grant	To account for monies received from the Department of Housing and Urban Development. The funds are to be used to monitor fair housing practices within the City.

City of Shaker Heights

SPECIAL REVENUE FUND GROUP, (cont'd)

Combining Financial Statements

Community Preservation Partnership Program	To account for the Gund and Cleveland Foundation Grant monies to be used for home improvement education and mortgage assistance.
Law Enforcement Grant	<p>To account for grants received by the Shaker Heights Police Department whose primary purpose is to reduce the amounts and effects of external harm to individuals and property. The following grants are accounted for in this fund.</p> <ul style="list-style-type: none">\$75,000 COPS Universal Hiring Grant20,314 1998 Juvenile Accountability Block Grant24,862 1998 Local Law Enforcement Block Grant18,384 1999 Juvenile Accountability Block Grant24,195 1999 Local Law Enforcement Block Grant12,000 Court Community Diversion Program17,282 2000 Juvenile Accountability Block Grant21,095 2000 Local Law Enforcement Grant17,648 2001 Local Law Enforcement Grant
Court Community Service Fund	To account for the collection and use of an additional court cost imposed by the Shaker Heights Municipal Court, under the authority of Ohio Revised Code Section 1901-26, on each DUI and substance related offenses as well as first-offender criminal cases to fund court community service programming.
Court Alternate Dispute Resolution Fund	To Account for the collection and use of an additional court cost imposed by the Shaker Heights Municipal Court, under the authority of Ohio Revised Code Section 1901-26, on each civil and small claims case to fund alternate dispute resolution programming and materials.
Ohio Court Security Project Fund	To account for a grant received from the State of Ohio to be used to upgrade court security by replacing door entry locks with a computerized keyless entry system.

City of Shaker Heights

SPECIAL REVENUE FUND GROUP, (cont'd)

Combining Financial Statements

**High Intensity Drug
Trafficking Area Grant
Fund (HIDTA)**

The City is the grantee and acts as the fiscal agent for the Federally Funded Ohio HIDTA. The HIDTA Program functions as a coordination umbrella by forging partnerships among local, state and federal law enforcement agencies in designated areas to combine resources and efforts in order to reduce drug trafficking and distribution.

**Drug Free Community
Grant**

To account for \$100,000 grant received by the City's Health department whose primary purpose is to reduce and prevent the use of alcohol, tobacco and other drugs by the youth of Shaker Heights by influencing social norms regarding substance abuse.

**Street Lighting
Assessment**

To account for funds received from the levy of special assessments against property with frontage on public streets for the legally restricted purpose of paying the cost of street lighting within the City.

**Tree Maintenance
Assessment**

To account for funds received from the levy of special assessments against property with frontage on public streets for the legally restricted purpose of paying the cost of tree care on the City's public right-of-way.

City of Shaker Heights



CITY OF SHAKER HEIGHTS, OHIO
 SPECIAL REVENUE FUNDS
 COMBINING BALANCE SHEET
 DECEMBER 31, 2001
 WITH COMPARATIVE TOTALS FOR DECEMBER 31, 2000

<u>ASSETS</u>	STREET MAIN- TENANCE	STATE HIGHWAY MAIN- TENANCE	FOOD SERVICE	SEWER MAIN- TENANCE	POLICE PENSION	FIRE PENSION	INDIGENT DRIVER ALCOHOL TREATMENT	COURT COMPUTER	CLERK'S COMPUTER- IZATION	EXTERIOR HOME MAIN- TENANCE	FAIR HOUSING GRANT
Equity In City Treasury Cash	\$385,460	\$82,472	\$0	\$3,289,905	\$391,009	\$403,315	\$18,672	\$88,965	\$156,481	\$39,570	\$158,602
Receivables (Net of Allowance For Uncollectibles)											
Taxes	0	0	0	0	205,713	205,713	0	0	0	0	0
Accounts	0	0	0	460,072	0	0	0	770	0	0	0
Deferred Special Assessments	0	0	0	12,003	0	0	0	0	0	0	0
Due From Other Funds	0	0	0	0	1,792	1,690	175	1,855	6,216	0	0
Due From Other Governments	305,887	17,992	0	0	0	0	0	0	0	25,114	0
Prepaid Items	0	0	0	0	0	0	0	0	0	0	0
TOTAL ASSETS	\$691,347	\$100,464	\$0	\$3,761,980	\$598,514	\$610,708	\$18,847	\$91,590	\$162,697	\$64,684	\$158,602
<u>LIABILITIES AND FUND BALANCE</u>											
Liabilities:											
Vouchers and Accounts Payable	\$2,917	\$0	\$0	\$56,540	\$0	\$0	\$0	\$0	\$477	\$0	\$1,087
Accrued Wages And Benefits	25,066	314	0	17,354	236,589	258,324	0	504	3,196	0	0
Compensated Absences	28,257	0	0	33,559	50,486	46,350	0	0	0	0	0
Due To Other Funds	0	0	0	0	0	0	0	0	0	41,570	0
Deferred Revenue	197,128	11,369	0	324,525	205,713	205,713	0	0	0	0	0
Notes Payable	0	0	0	0	955,085	894,915	0	0	0	0	0
Notes Premium Payable	0	0	0	0	3,791	3,553	0	0	0	0	0
Total Liabilities	253,368	11,683	0	431,978	1,451,664	1,408,855	0	504	3,673	41,570	1,087
Fund Balance:											
Reserved For Encumbrances	40,210	0	0	119,104	2,831	0	0	0	21,678	0	114
Reserved For Prepaid Items	0	0	0	0	0	0	0	0	0	0	0
Unreserved (Deficit)	397,769	88,781	0	3,210,898	(855,981)	(798,147)	18,847	91,086	137,346	23,114	157,401
Total Fund Balance (Deficit)	437,979	88,781	0	3,330,002	(853,150)	(798,147)	18,847	91,086	159,024	23,114	157,515
TOTAL LIABILITIES AND FUND BALANCE	\$691,347	\$100,464	\$0	\$3,761,980	\$598,514	\$610,708	\$18,847	\$91,590	\$162,697	\$64,684	\$158,602

continued

CITY OF SHAKER HEIGHTS, OHIO
SPECIAL REVENUE FUNDS
COMBINING BALANCE SHEET, continued
DECEMBER 31, 2001
WITH COMPARATIVE TOTALS FOR DECEMBER 31, 2000

ASSETS	COMMUNITY PRESER- VATION	LAW ENFORCE- MENT GRANTS	COURT COMMUNITY SERVICE	COURT ALTERNATE DISPUTE RESOLUTION	OHIO COURT SECURITY PROJECT	HIGH INTENSITY DRUG TRAFFICK- ING AREA	DRUG FREE COMMUNITY GRANT	ASSESSMENTS		TOTALS	
								STREET LIGHTING	TREE MAIN- TENANCE	2001	2000
Equity In City Treasury Cash	\$424,917	\$35,687	\$10,833	\$19,223	\$30,889	\$7,774	\$0	\$151,582	\$270,841	\$5,966,197	\$5,104,530
Receivables (Net of Allowance For Uncollectibles)											
Taxes	0	0	0	0	0	0	0	0	0	411,426	405,800
Accounts	0	0	0	0	0	0	0	0	0	460,842	456,380
Deferred Special Assessments	41,637	0	0	0	0	0	0	1,186,942	1,594,298	2,834,880	4,183,769
Due From Other Funds	0	0	640	3,096	0	0	0	0	0	15,454	12,181
Due From Other Governments	0	31,746	0	0	0	406,248	0	0	0	786,987	562,280
Prepaid Items	0	0	0	0	0	52,641	0	0	0	52,641	35,075
TOTAL ASSETS	\$466,554	\$67,433	\$11,473	\$22,319	\$30,889	\$466,663	\$0	\$1,338,524	\$1,865,139	\$10,528,427	\$10,760,015
LIABILITIES AND FUND BALANCE											
Liabilities:											
Vouchers and Accounts Payable	\$1,205	\$19,370	\$0	\$0	\$25,000	\$189,817	\$0	\$45,760	\$3,981	\$346,154	\$449,205
Accrued Wages And Benefits	0	173	0	1,350	0	18,524	0	0	21,540	582,934	549,518
Compensated Absences	0	0	0	0	0	1,566	0	0	0	160,218	158,595
Due To Other Funds	0	0	0	0	0	204,115	0	0	0	245,685	74,063
Deferred Revenue	41,637	0	0	0	0	0	0	1,186,942	1,594,298	3,767,325	5,193,958
Notes Payable	0	0	0	0	0	0	0	0	0	1,850,000	1,950,000
Notes Premium Payable	0	0	0	0	0	0	0	0	0	7,344	2,788
Total Liabilities	42,842	19,543	0	1,350	25,000	414,022	0	1,232,702	1,619,819	6,959,660	8,378,127
Fund Balance:											
Reserved For Encumbrances	38,273	637	276	0	0	0	0	1,143	9,773	234,039	384,719
Reserved For Prepaid Items	0	0	0	0	0	52,641	0	0	0	52,641	35,075
Unreserved (Deficit)	385,439	47,253	11,197	20,969	5,889	0	0	104,679	235,547	3,282,087	1,962,094
Total Fund Balance (Deficit)	423,712	47,890	11,473	20,969	5,889	52,641	0	105,822	245,320	3,568,767	2,381,888
TOTAL LIABILITIES AND FUND BALANCE	\$466,554	\$67,433	\$11,473	\$22,319	\$30,889	\$466,663	\$0	\$1,338,524	\$1,865,139	\$10,528,427	\$10,760,015

THE CITY OF SHAKER HEIGHTS, OHIO
SPECIAL REVENUE FUNDS
COMBINING STATEMENT OF REVENUES, EXPENDITURES AND CHANGES IN FUND BALANCE
FOR THE FISCAL YEAR ENDED DECEMBER 31, 2001
WITH COMPARATIVE TOTALS FOR FISCAL YEAR ENDED DECEMBER 31, 2000

	STREET MAIN- TENANCE	STATE HIGHWAY MAIN- TENANCE	FOOD SERVICE	SEWER MAIN- TENANCE	POLICE PENSION	FIRE PENSION	INDIGENT DRIVER ALCOHOL TREATMENT	COURT COMPUTER	CLERK'S COMPUTER- IZATION	EXTERIOR HOME MAIN- TENANCE	FAIR HOUSING GRANT
REVENUES:											
Property Taxes	\$0	\$0	\$0	\$0	\$192,990	\$192,990	\$0	\$0	\$0	\$0	\$0
State Levied Shared Taxes	750,903	46,839	0	0	0	0	0	0	0	0	0
Intergovernmental Grants and Contracts	0	0	0	0	25,956	25,956	5,272	9,137	0	33,544	0
Charges For Services	0	0	0	1,339,589	0	0	0	0	0	0	0
Fees, Licenses and Permits	0	0	0	0	0	0	0	0	0	0	0
Interest Earnings	0	3,667	0	128,794	0	0	749	3,379	6,856	0	7,403
Special Assessments	0	0	0	2,001	0	0	0	0	0	0	0
Fines and Forfeitures	0	0	0	0	0	0	0	31,421	104,606	0	0
All Other Revenue	0	0	0	0	0	0	0	0	0	0	0
TOTAL REVENUES	750,903	50,506	0	1,470,384	218,946	218,946	6,021	43,937	111,462	33,544	7,403
EXPENDITURES:											
Current:											
Security of Persons and Property	0	0	0	0	803,673	916,811	0	0	0	0	0
Community Environment	0	0	0	0	0	0	0	0	0	40,430	0
Basic Utility Services	0	0	0	490,428	0	0	0	0	0	0	0
Transportation	888,379	57,214	0	0	0	0	0	0	0	0	0
General Government	0	0	0	144,329	870	854	3,650	17,402	89,245	0	19,121
Capital Outlay	12,812	0	0	60,266	0	0	0	0	9,971	0	0
Debt Service:											
Principal	0	0	0	0	0	0	0	0	0	0	0
Interest and Fiscal Charges	0	0	0	0	49,497	45,215	0	0	0	0	0
TOTAL EXPENDITURES	901,191	57,214	0	695,023	854,040	962,880	3,650	17,402	99,216	40,430	19,121
Excess of Revenues Over (Under) Expenditures	(150,288)	(6,708)	0	775,361	(635,094)	(743,934)	2,371	26,535	12,246	(6,886)	(11,718)
OTHER FINANCING SOURCES (USES)											
Operating Transfers - In	234,200	8,000	0	93,881	760,834	791,021	0	0	0	30,000	0
Operating Transfers - Out	(68,000)	0	0	(40,400)	0	0	0	0	0	0	0
TOTAL OTHER FINANCING SOURCES (USES)	166,200	8,000	0	53,481	760,834	791,021	0	0	0	30,000	0
Excess of Revenues and Other Financing Sources Over (Under) Expenditures and Other Financing Uses	15,912	1,292	0	828,842	125,740	47,087	2,371	26,535	12,246	23,114	(11,718)
FUND EQUITY (DEFICIT) AT BEGINNING OF YEAR, RESTATED	422,067	87,489	0	2,501,160	(978,890)	(845,234)	16,476	64,551	146,778	0	169,233
FUND EQUITY (DEFICIT) AT END OF YEAR	\$437,979	\$88,781	\$0	\$3,330,002	(\$853,150)	(\$798,147)	\$18,847	\$91,086	\$159,024	\$23,114	\$157,515

continued

THE CITY OF SHAKER HEIGHTS, OHIO
SPECIAL REVENUE FUNDS
COMBINING STATEMENT OF REVENUES, EXPENDITURES AND CHANGES IN FUND BALANCE, continued
FOR THE FISCAL YEAR ENDED DECEMBER 31, 2001
WITH COMPARATIVE TOTALS FOR FISCAL YEAR ENDED DECEMBER 31, 2000

	COMMUNITY PRESER- VATION	LAW ENFORCE- MENT GRANTS	COURT COMMUNITY SERVICE	COURT ALTERNATE DISPUTE RESOLUTION	OHIO COURT SECURITY PROJECT	HIGH INTENSITY DRUG TRAFFICK- ING AREA	DRUG FREE COMMUNITY GRANT	ASSESSMENTS		TOTALS	
								STREET LIGHTING	TREE MAIN- TENANCE	2001	2000
REVENUES:											
Property Taxes	\$0	\$0	\$0	\$0	\$0	\$0	\$0	\$0	\$0	\$385,980	\$346,612
State Levied Shared Taxes	0	0	0	0	0	0	0	0	0	797,742	829,916
Intergovernmental Grants and Contracts	0	91,639	0	0	0	1,638,906	0	0	0	1,830,410	1,048,365
Charges For Services	15,328	0	7,347	35,545	0	0	0	0	0	1,397,809	1,261,464
Fees, Licenses and Permits	0	0	0	0	0	0	0	0	0	0	1,035
Interest Earnings	0	1,512	394	817	1,353	0	0	0	0	154,924	144,569
Special Assessments	0	0	0	0	0	0	0	557,460	764,827	1,324,288	1,239,530
Fines and Forfeitures	0	0	0	0	0	0	0	0	0	136,027	143,362
All Other Revenue	0	0	0	0	0	4,847	0	0	4,957	9,804	2,661
TOTAL REVENUES	15,328	93,151	7,741	36,362	1,353	1,643,753	0	557,460	769,784	6,036,984	5,017,514
EXPENDITURES:											
Current:											
Security of Persons and Property	0	35,751	0	408	0	1,156,513	0	554,763	0	3,467,919	3,099,483
Community Environment	184,425	0	0	0	0	0	0	0	523,494	748,349	841,401
Basic Utility Services	0	0	0	0	0	0	0	0	0	490,428	583,278
Transportation	0	0	0	0	0	0	0	0	0	945,593	1,397,929
General Government	0	0	3,283	32,156	0	0	0	0	0	310,910	316,426
Capital Outlay	0	19,370	0	0	25,000	469,674	0	28,782	269,060	894,935	614,186
Debt Service:											
Principal	0	0	0	0	0	0	0	0	0	0	0
Interest and Fiscal Charges	0	0	0	0	0	0	0	0	0	94,712	56,899
TOTAL EXPENDITURES	184,425	55,121	3,283	32,564	25,000	1,626,187	0	583,545	792,554	6,952,846	6,909,602
Excess of Revenues Over (Under) Expenditures	(169,097)	38,030	4,458	3,798	(23,647)	17,566	0	(26,085)	(22,770)	(915,862)	(1,892,088)
OTHER FINANCING SOURCES (USES)											
Operating Transfers - In	275,000	7,358	0	0	0	0	0	12,000	35,000	2,247,294	2,553,050
Operating Transfers - Out	(30,000)	(6,153)	0	0	0	0	0	0	0	(144,553)	(148,212)
TOTAL OTHER FINANCING SOURCES (USES)	245,000	1,205	0	0	0	0	0	12,000	35,000	2,102,741	2,404,838
Excess of Revenues and Other Financing Sources Over (Under) Expenditures and Other Financing Uses	75,903	39,235	4,458	3,798	(23,647)	17,566	0	(14,085)	12,230	1,186,879	512,750
FUND EQUITY AT BEGINNING OF YEAR, RESTATED	347,809	8,655	7,015	17,171	29,536	35,075	0	119,907	233,090	2,381,888	1,869,138
FUND EQUITY AT END OF YEAR	\$423,712	\$47,890	\$11,473	\$20,969	\$5,889	\$52,641	\$0	\$105,822	\$245,320	\$3,568,767	\$2,381,888

CITY OF SHAKER HEIGHTS, OHIO
SPECIAL REVENUE FUNDS
COMBINING SCHEDULE OF REVENUES, EXPENDITURES, ENCUMBRANCES AND CHANGES IN FUND BALANCE
BUDGETARY BASIS AND ACTUAL (NON GAAP BUDGET)
FOR THE FISCAL YEAR ENDED DECEMBER 31, 2001
WITH COMPARATIVE TOTALS FOR THE FISCAL YEAR ENDED DECEMBER 31, 2000

	Street Maintenance and Repair			State Highway Maintenance			Food Service			Sewer Maintenance		
	Budget	Actual	Variance Favorable (Unfavorable)	Budget	Actual	Variance Favorable (Unfavorable)	Budget	Actual	Variance Favorable (Unfavorable)	Budget	Actual	Variance Favorable (Unfavorable)
Revenues and Other Financing Sources												
Revenues:												
Property Taxes	\$0	\$0	\$0	\$0	\$0	\$0	\$0	\$0	\$0	\$0	\$0	\$0
State Levied Shared Taxes	784,200	754,058	(30,142)	49,000	47,086	(1,914)	0	0	0	0	0	0
Intergovernmental Grants & Contracts	0	0	0	0	0	0	0	0	0	264,990	0	(264,990)
Charges for Services	0	0	0	0	0	0	0	0	0	1,407,000	1,257,322	(149,678)
Fees, Licenses and Permits	0	0	0	0	0	0	0	0	0	0	0	0
Interest Earnings	0	0	0	4,000	3,667	(333)	0	0	0	100,000	128,794	28,794
Special Assessments	0	0	0	0	0	0	0	0	0	0	0	0
Fines and Forfeitures	0	0	0	0	0	0	0	0	0	0	0	0
Other Revenues	0	0	0	0	0	0	0	0	0	0	0	0
Other Financing Sources:												
Operating Transfers In	234,200	234,200	0	8,000	8,000	0	0	0	0	93,881	93,881	0
Advances In	0	0	0	0	0	0	0	0	0	0	0	0
Sale of Notes	0	0	0	0	0	0	0	0	0	0	0	0
Total Revenues and Other Financing Sources	\$1,018,400	\$988,258	(\$30,142)	\$61,000	\$58,753	(\$2,247)	\$0	\$0	\$0	\$1,865,871	\$1,479,997	(\$385,874)
Expenditures and Other Financing Uses												
Current:												
Security of Persons and Property	\$0	\$0	\$0	\$0	\$0	\$0	\$0	\$0	\$0	\$0	\$0	\$0
Public Health and Welfare	0	0	0	0	0	0	0	0	0	0	0	0
Community Environment	0	0	0	0	0	0	0	0	0	0	0	0
Basic Utility Services	0	0	0	0	0	0	0	0	0	1,367,099	539,061	828,038
Transportation	922,000	876,664	45,336	81,500	57,918	23,582	0	0	0	0	0	0
General Government	0	0	0	0	0	0	0	0	0	131,200	144,001	(12,801)
Capital Outlay	12,000	12,812	(812)	0	0	0	0	0	0	12,800	31,301	(18,501)
Other Financing Uses:												
Operating Transfers Out	68,000	68,000	0	0	0	0	0	0	0	40,400	40,400	0
Advances Out	0	0	0	0	0	0	0	0	0	0	0	0
Debt Service	0	0	0	0	0	0	0	0	0	0	0	0
Total Expenditures and Other Financing Uses	\$1,002,000	\$957,476	\$44,524	\$81,500	\$57,918	\$23,582	\$0	\$0	\$0	\$1,551,499	\$754,763	\$796,736
Excess of Revenues and Other Sources Over/(Under) Expenditures and Other Uses	\$16,400	\$30,782	\$14,382	(\$20,500)	\$835	\$21,335	\$0	\$0	\$0	\$314,372	\$725,234	\$410,862
Cash Fund Balance - January 1	431,612	431,612	0	81,731	81,731	0	0	0	0	2,510,189	2,510,189	0
Prior Year's Reserve For Encumbrances Outstanding At December 31	(2,025)	(2,025)	0	0	0	0	0	0	0	(4,230)	(4,230)	0
Current Year Cash Expenditures Against Prior Year's Cash Fund Balance Reserved For Encumbrance	(167,849)	(125,546)	42,303	(890)	(104)	786	0	0	0	(134,841)	(72,291)	62,550
Cash Fund Balance - December 31 Unreserved	\$278,138	\$334,823	\$56,685	\$60,341	\$82,462	\$22,121	\$0	\$0	\$0	\$2,685,490	\$3,158,902	\$473,412
Reserved for Encumbrances - All Budget Years		50,637			10			0			131,003	
Total Cash Fund Balance - December 31		\$385,460			\$82,472			\$0			\$3,289,905	

continued

B-48

B-49

CITY OF SHAKER HEIGHTS, OHIO
SPECIAL REVENUE FUNDS
COMBINING SCHEDULE OF REVENUES, EXPENDITURES, ENCUMBRANCES AND CHANGES IN FUND BALANCE
BUDGETARY BASIS AND ACTUAL (NON GAAP BUDGET), continued
FOR THE FISCAL YEAR ENDED DECEMBER 31, 2001
WITH COMPARATIVE TOTALS FOR THE FISCAL YEAR ENDED DECEMBER 31, 2000

	Police Pension			Fire Pension			Indigent Driver Alcohol Treatment			Court Computer Legal Research		
	Budget	Actual	Variance Favorable (Unfavorable)	Budget	Actual	Variance Favorable (Unfavorable)	Budget	Actual	Variance Favorable (Unfavorable)	Budget	Actual	Variance Favorable (Unfavorable)
Revenues and Other Financing Sources												
Revenues:												
Property Taxes	\$193,400	\$192,990	(\$410)	\$193,400	\$192,990	(\$410)	\$0	\$0	\$0	\$0	\$0	\$0
State Levied Shared Taxes	0	0	0	0	0	0	0	0	0	0	0	0
Intergovernmental Grants & Contracts	26,300	25,956	(344)	26,300	25,956	(344)	9,000	7,260	(1,740)	15,000	8,367	(6,633)
Charges for Services	0	0	0	0	0	0	0	0	0	0	0	0
Fees, Licenses and Permits	0	0	0	0	0	0	0	0	0	0	0	0
Interest Earnings	0	0	0	0	0	0	600	749	149	3,000	3,379	379
Special Assessments	0	0	0	0	0	0	0	0	0	0	0	0
Fines and Forfeitures	0	0	0	0	0	0	0	0	0	34,000	31,683	(2,317)
Other Revenues	0	0	0	0	0	0	0	0	0	0	0	0
Other Financing Sources:												
Operating Transfers In	765,475	760,834	(4,641)	791,100	791,021	(79)	0	0	0	0	0	0
Advances In	0	0	0	0	0	0	0	0	0	0	0	0
Sale of Notes	0	0	0	0	0	0	0	0	0	0	0	0
Total Revenues and Other Financing Sources	\$985,175	\$979,780	(\$5,395)	\$1,010,800	\$1,009,967	(\$833)	\$9,600	\$8,009	(\$1,591)	\$52,000	\$43,429	(\$8,571)
Expenditures and Other Financing Uses												
Current:												
Security of Persons and Property	\$859,900	\$809,585	\$50,315	\$930,200	\$907,523	\$22,677	\$0	\$0	\$0	\$0	\$0	\$0
Public Health and Welfare	0	0	0	0	0	0	0	0	0	0	0	0
Community Environment	0	0	0	0	0	0	0	0	0	0	0	0
Basic Utility Services	0	0	0	0	0	0	0	0	0	0	0	0
Transportation	0	0	0	0	0	0	0	0	0	0	0	0
General Government	0	0	0	0	0	0	9,000	3,650	5,350	54,600	18,232	36,368
Capital Outlay	0	0	0	0	0	0	0	0	0	1,000	0	1,000
Other Financing Uses:												
Operating Transfers Out	115,000	115,000	0	82,600	82,600	0	0	0	0	0	0	0
Advances Out	0	0	0	0	0	0	0	0	0	0	0	0
Debt Service	0	0	0	0	0	0	0	0	0	0	0	0
Total Expenditures and Other Financing Uses	\$974,900	\$924,585	\$50,315	\$1,012,800	\$990,123	\$22,677	\$9,000	\$3,650	\$5,350	\$55,600	\$18,232	\$37,368
Excess of Revenues and Other Sources Over/(Under) Expenditures and Other Uses	\$10,275	\$55,195	\$44,920	(\$2,000)	\$19,844	\$21,844	\$600	\$4,359	\$3,759	(\$3,600)	\$25,197	\$28,797
Cash Fund Balance - January 1	343,623	343,623	0	368,515	368,515	0	14,313	14,313	0	64,338	64,338	0
Prior Year's Reserve For Encumbrances Outstanding At December 31	(2,832)	(2,832)	0	0	0	0	0	0	0	0	0	0
Current Year Cash Expenditures Against Prior Year's Cash Fund Balance Reserved For Encumbrance	(217,855)	(217,855)	0	(234,154)	(234,154)	0	0	0	0	(848)	(848)	0
Cash Fund Balance - December 31	<u>\$133,211</u>	<u>\$178,131</u>	<u>\$44,920</u>	<u>\$132,361</u>	<u>\$154,205</u>	<u>\$21,844</u>	<u>\$14,913</u>	<u>\$18,672</u>	<u>\$3,759</u>	<u>\$59,890</u>	<u>\$88,687</u>	<u>\$28,797</u>
Unreserved												
Reserved for Encumbrances - All Budget Years		<u>212,878</u>			<u>249,110</u>			<u>0</u>			<u>278</u>	
Total Cash Fund Balance - December 31		<u><u>\$391,009</u></u>			<u><u>\$403,315</u></u>			<u><u>\$18,672</u></u>			<u><u>\$88,965</u></u>	

B-50

continued

CITY OF SHAKER HEIGHTS, OHIO
SPECIAL REVENUE FUNDS
COMBINING SCHEDULE OF REVENUES, EXPENDITURES, ENCUMBRANCES AND CHANGES IN FUND BALANCE
BUDGETARY BASIS AND ACTUAL (NON GAAP BUDGET), continued
FOR THE FISCAL YEAR ENDED DECEMBER 31, 2001
WITH COMPARATIVE TOTALS FOR THE FISCAL YEAR ENDED DECEMBER 31, 2000

	Clerk's Computerization			Exterior Home Maintenance			Fair Housing Grant			Community Preservation Partnership		
	Budget	Actual	Variance Favorable (Unfavorable)	Budget	Actual	Variance Favorable (Unfavorable)	Budget	Actual	Variance Favorable (Unfavorable)	Budget	Actual	Variance Favorable (Unfavorable)
Revenues and Other Financing Sources												
Revenues:												
Property Taxes	\$0	\$0	\$0	\$0	\$0	\$0	\$0	\$0	\$0	\$0	\$0	\$0
State Levied Shared Taxes	0	0	0	0	0	0	0	0	0	0	0	0
Intergovernmental Grants & Contracts	0	0	0	50,000	8,430	(41,570)	16,700	0	(16,700)	0	0	0
Charges for Services	0	0	0	0	0	0	0	0	0	31,800	15,328	(16,472)
Fees, Licenses and Permits	0	0	0	0	0	0	0	0	0	0	0	0
Interest Earnings	5,000	6,856	1,856	0	0	0	3,000	7,403	4,403	0	0	0
Special Assessments	0	0	0	0	0	0	0	0	0	0	0	0
Fines and Forfeitures	115,000	105,445	(9,555)	0	0	0	0	0	0	0	0	0
Other Revenues	0	0	0	0	0	0	0	0	0	0	0	0
Other Financing Sources:												
Operating Transfers In	0	0	0	30,000	30,000	0	0	0	0	275,000	275,000	0
Advances In	0	0	0	50,000	50,000	0	0	0	0	0	0	0
Sale of Notes	0	0	0	0	0	0	0	0	0	0	0	0
Total Revenues and Other Financing Sources	\$120,000	\$112,301	(\$7,699)	\$130,000	\$88,430	(\$41,570)	\$19,700	\$7,403	(\$12,297)	\$306,800	\$290,328	(\$16,472)
Expenditures and Other Financing Uses												
Current:												
Security of Persons and Property	\$0	\$0	\$0	\$0	\$0	\$0	\$0	\$0	\$0	\$0	\$0	\$0
Public Health and Welfare	0	0	0	0	0	0	0	0	0	0	0	0
Community Environment	0	0	0	80,000	40,430	39,570	0	0	0	577,380	197,357	380,023
Basic Utility Services	0	0	0	0	0	0	0	0	0	0	0	0
Transportation	0	0	0	0	0	0	0	0	0	0	0	0
General Government	114,000	93,300	20,700	0	0	0	95,700	18,148	77,552	0	0	0
Capital Outlay	50,000	7,798	42,202	0	0	0	0	0	0	0	0	0
Other Financing Uses:												
Operating Transfers Out	0	0	0	0	0	0	0	0	0	30,000	30,000	0
Advances Out	0	0	0	50,000	8,430	41,570	0	0	0	0	0	0
Debt Service	0	0	0	0	0	0	0	0	0	0	0	0
Total Expenditures and Other Financing Uses	\$164,000	\$101,098	\$62,902	\$130,000	\$48,860	\$81,140	\$95,700	\$18,148	\$77,552	\$607,380	\$227,357	\$380,023
Excess of Revenues and Other Sources Over/(Under) Expenditures and Other Uses	(\$44,000)	\$11,203	\$55,203	\$0	\$39,570	\$39,570	(\$76,000)	(\$10,745)	\$65,255	(\$300,580)	\$62,971	\$363,551
Cash Fund Balance - January 1	142,140	142,140	0	0	0	0	169,233	169,233	0	349,859	349,859	0
Prior Year's Reserve For Encumbrances Outstanding At December 31	(16,000)	(16,000)	0	0	0	0	0	0	0	(15,915)	(15,915)	0
Current Year Cash Expenditures Against Prior Year's Cash Fund Balance Reserved For Encumbrance	(5,562)	(4,788)	774	0	0	0	(303)	0	303	(15,164)	(10,271)	4,893
Cash Fund Balance - December 31	\$76,578	\$132,555	\$55,977	\$0	\$39,570	\$39,570	\$92,930	\$158,488	\$65,558	\$18,200	\$386,644	\$368,444
Unreserved												
Reserved for Encumbrances - All Budget Years		23,926			0			114			38,273	
Total Cash Fund Balance - December 31	\$156,481	\$156,481		\$39,570	\$39,570		\$158,602	\$158,602		\$424,917	\$424,917	

B-51

continued

CITY OF SHAKER HEIGHTS, OHIO
SPECIAL REVENUE FUNDS
COMBINING SCHEDULE OF REVENUES, EXPENDITURES, ENCUMBRANCES AND CHANGES IN FUND BALANCE
BUDGETARY BASIS AND ACTUAL (NON GAAP BUDGET), continued
FOR THE FISCAL YEAR ENDED DECEMBER 31, 2001
WITH COMPARATIVE TOTALS FOR THE FISCAL YEAR ENDED DECEMBER 31, 2000

	Law Enforcement Grants			Court Community Service			Court Alternate Dispute			Ohio Court Security Grant Project		
	Budget	Actual	Variance Favorable (Unfavorable)	Budget	Actual	Variance Favorable (Unfavorable)	Budget	Actual	Variance Favorable (Unfavorable)	Budget	Actual	Variance Favorable (Unfavorable)
Revenues and Other Financing Sources												
Revenues:												
Property Taxes	\$0	\$0	\$0	\$0	\$0	\$0	\$0	\$0	\$0	\$0	\$0	\$0
State Levied Shared Taxes	0	0	0	0	0	0	0	0	0	0	0	0
Intergovernmental Grants & Contracts	79,849	67,465	(12,384)	0	0	0	0	0	0	0	0	0
Charges for Services	0	0	0	5,000	7,075	2,075	34,900	34,915	15	0	0	0
Fees, Licenses and Permits	0	0	0	0	0	0	0	0	0	0	0	0
Interest Earnings	600	1,512	912	200	394	194	700	817	117	500	1,353	853
Special Assessments	0	0	0	0	0	0	0	0	0	0	0	0
Fines and Forfeitures	0	0	0	0	0	0	0	0	0	0	0	0
Other Revenues	0	0	0	0	0	0	0	0	0	0	0	0
Other Financing Sources:												
Operating Transfers In	7,611	7,358	(253)	0	0	0	0	0	0	0	0	0
Advances In	3,150	3,150	0	0	0	0	0	0	0	0	0	0
Sale of Notes	0	0	0	0	0	0	0	0	0	0	0	0
Total Revenues and Other Financing Sources	\$91,210	\$79,485	(\$11,725)	\$5,200	\$7,469	\$2,269	\$35,600	\$35,732	\$132	\$500	\$1,353	\$853
Expenditures and Other Financing Uses												
Current:												
Security of Persons and Property	\$55,645	\$36,533	\$19,112	\$0	\$0	\$0	\$0	\$0	\$0	\$0	\$0	\$0
Public Health and Welfare	0	0	0	0	0	0	0	0	0	0	0	0
Community Environment	0	0	0	0	0	0	0	0	0	0	0	0
Basic Utility Services	0	0	0	0	0	0	0	0	0	0	0	0
Transportation	0	0	0	0	0	0	0	0	0	0	0	0
General Government	0	0	0	5,000	3,315	1,685	33,800	32,524	1,276	0	0	0
Capital Outlay	23,439	2,783	20,656	0	0	0	0	0	0	29,200	25,000	4,200
Other Financing Uses:												
Operating Transfers Out	10,275	6,153	4,122	0	0	0	0	0	0	0	0	0
Advances Out	8,872	8,872	0	0	0	0	0	0	0	0	0	0
Debt Service	0	0	0	0	0	0	0	0	0	0	0	0
Total Expenditures and Other Financing Uses	\$98,231	\$54,341	\$43,890	\$5,000	\$3,315	\$1,685	\$33,800	\$32,524	\$1,276	\$29,200	\$25,000	\$4,200
Excess of Revenues and Other Sources Over/(Under) Expenditures and Other Uses	(\$7,021)	\$25,144	\$32,165	\$200	\$4,154	\$3,954	\$1,800	\$3,208	\$1,408	(\$28,700)	(\$23,647)	\$5,053
Cash Fund Balance - January 1	34,529	34,529	0	6,647	6,647	0	15,486	15,486	0	29,536	29,536	0
Prior Year's Reserve For Encumbrances Outstanding At December 31	0	0	0	0	0	0	0	0	0	0	0	0
Current Year Cash Expenditures Against Prior Year's Cash Fund Balance Reserved For Encumbrance	(27,475)	(26,794)	681	(244)	(244)	0	(413)	(413)	0	0	0	0
Cash Fund Balance - December 31												
Unreserved	\$33	\$32,879	\$32,846	\$6,603	\$10,557	\$3,954	\$16,873	\$18,281	\$1,408	\$836	\$5,889	\$5,053
Reserved for Encumbrances - All Budget Years		2,808			276			942			25,000	
Total Cash Fund Balance - December 31		\$35,687			\$10,833			\$19,223			\$30,889	

B-52

continued

CITY OF SHAKER HEIGHTS, OHIO
SPECIAL REVENUE FUNDS
COMBINING SCHEDULE OF REVENUES, EXPENDITURES, ENCUMBRANCES AND CHANGES IN FUND BALANCE
BUDGETARY BASIS AND ACTUAL (NON GAAP BUDGET), continued
FOR THE FISCAL YEAR ENDED DECEMBER 31, 2001
WITH COMPARATIVE TOTALS FOR THE FISCAL YEAR ENDED DECEMBER 31, 2000

	High Intensity Drug Trafficking Area Grant			Drug Free Community Grant			Street Lighting Assessment			Tree Maintenance Assessment		
	Budget	Actual	Variance Favorable (Unfavorable)	Budget	Actual	Variance Favorable (Unfavorable)	Budget	Actual	Variance Favorable (Unfavorable)	Budget	Actual	Variance Favorable (Unfavorable)
Revenues and Other Financing Sources												
Revenues:												
Property Taxes	\$0	\$0	\$0	\$0	\$0	\$0	\$0	\$0	\$0	\$0	\$0	\$0
State Levied Shared Taxes	0	0	0	0	0	0	0	0	0	0	0	0
Intergovernmental Grants & Contracts	2,634,850	1,455,301	(1,179,549)	100,000	0	(100,000)	0	0	0	0	0	0
Charges for Services	0	0	0	0	0	0	0	0	0	0	0	0
Fees, Licenses and Permits	0	0	0	0	0	0	0	0	0	0	0	0
Interest Earnings	0	0	0	0	0	0	0	0	0	0	0	0
Special Assessments	0	0	0	0	0	0	571,200	557,460	(13,740)	784,000	764,827	(19,173)
Fines and Forfeitures	0	0	0	0	0	0	0	0	0	0	0	0
Other Revenues	0	4,847	4,847	0	0	0	0	0	0	0	4,957	4,957
Other Financing Sources:												
Operating Transfers In	0	0	0	0	0	0	12,000	12,000	0	35,000	35,000	0
Advances In	50,000	138,022	88,022	0	0	0	0	0	0	0	0	0
Sale of Notes	0	0	0	0	0	0	0	0	0	0	0	0
Total Revenues and Other Financing Sources	\$2,684,850	\$1,598,170	(\$1,086,680)	\$100,000	\$0	(\$100,000)	\$583,200	\$569,460	(\$13,740)	\$819,000	\$804,784	(\$14,216)
Expenditures and Other Financing Uses												
Current:												
Security of Persons and Property	\$2,068,757	\$1,144,259	\$924,498	\$0	\$0	\$0	\$594,800	\$554,381	\$40,419	\$0	\$0	\$0
Public Health and Welfare	0	0	0	100,000	0	100,000	0	0	0	0	0	0
Community Environment	0	0	0	0	0	0	0	0	0	697,100	605,185	91,915
Basic Utility Services	0	0	0	0	0	0	0	0	0	0	0	0
Transportation	0	0	0	0	0	0	0	0	0	0	0	0
General Government	0	0	0	0	0	0	0	0	0	0	0	0
Capital Outlay	500,000	453,911	46,089	0	0	0	28,600	29,925	(1,325)	60,000	110,642	(50,642)
Other Financing Uses:												
Operating Transfers Out	0	0	0	0	0	0	0	0	0	0	0	0
Advances Out	116,093	0	116,093	0	0	0	0	0	0	0	0	0
Debt Service	0	0	0	0	0	0	0	0	0	0	0	0
Total Expenditures and Other Financing Uses	\$2,684,850	\$1,598,170	\$1,086,680	\$100,000	\$0	\$100,000	\$623,400	\$584,306	\$39,094	\$757,100	\$715,827	\$41,273
Excess of Revenues and Other Sources Over/(Under) Expenditures and Other Uses	\$0	\$0	\$0	\$0	\$0	\$0	(\$40,200)	(\$14,846)	\$25,354	\$61,900	\$88,957	\$27,057
Cash Fund Balance - January 1	4,115	4,115	0	0	0	0	165,285	165,285	0	373,379	373,379	0
Prior Year's Reserve For Encumbrances Outstanding At December 31	0	0	0	0	0	0	0	0	0	(3,981)	(3,981)	0
Current Year Cash Expenditures Against Prior Year's Cash Fund Balance Reserved For Encumbrance	(4,115)	(4,115)	0	0	0	0	0	0	0	(231,636)	(211,772)	19,864
Cash Fund Balance - December 31	<u>\$0</u>	<u>\$0</u>	<u>\$0</u>	<u>\$0</u>	<u>\$0</u>	<u>\$0</u>	<u>\$125,085</u>	<u>\$150,439</u>	<u>\$25,354</u>	<u>\$199,662</u>	<u>\$246,583</u>	<u>\$46,921</u>
Reserved for Encumbrances - All Budget Years		<u>7,774</u>			<u>0</u>		<u>1,143</u>			<u>24,258</u>		
Total Cash Fund Balance - December 31		<u><u>\$7,774</u></u>			<u><u>\$0</u></u>		<u><u>\$151,582</u></u>			<u><u>\$270,841</u></u>		

continued

CITY OF SHAKER HEIGHTS, OHIO
SPECIAL REVENUE FUNDS
COMBINING SCHEDULE OF REVENUES, EXPENDITURES, ENCUMBRANCES AND CHANGES IN FUND BALANCE
BUDGETARY BASIS AND ACTUAL (NON GAAP BUDGET), continued
FOR THE FISCAL YEAR ENDED DECEMBER 31, 2001
WITH COMPARATIVE TOTALS FOR THE FISCAL YEAR ENDED DECEMBER 31, 2000

	2001			2000		
	Budget	Actual	Variance Favorable (Unfavorable)	Budget	Actual	Variance Favorable (Unfavorable)
Revenues and Other Financing Sources						
Revenues:						
Property Taxes	\$386,800	\$385,980	(\$820)	\$341,950	\$346,612	4,662
State Levied Shared Taxes	833,200	801,144	(32,056)	832,300	811,533	(20,767)
Intergovernmental Grants & Contracts	3,222,989	1,598,735	(1,624,254)	1,643,212	902,754	(740,458)
Charges for Services	1,478,700	1,314,640	(164,060)	1,445,600	1,301,715	(143,885)
Fees, Licenses and Permits	0	0	0	14,600	0	(14,600)
Interest Earnings	117,600	154,924	37,324	95,600	144,569	48,969
Special Assessments	1,355,200	1,322,287	(32,913)	1,222,900	1,237,529	14,629
Fines and Forfeitures	149,000	137,128	(11,872)	159,000	147,998	(11,002)
Other Revenues	0	9,804	9,804	0	3,696	3,696
Other Financing Sources:						
Operating Transfers In	2,252,267	2,247,294	(4,973)	2,633,594	2,553,050	(80,544)
Advances In	103,150	191,172	88,022	104,250	120,343	16,093
Sale of Notes	0	0	0	0	0	0
Total Revenues and Other Financing Sources	\$9,898,906	\$8,163,108	(\$1,735,798)	\$8,493,006	\$7,569,799	(\$923,207)
Expenditures and Other Financing Uses						
Current:						
Security of Persons and Property	\$4,509,302	\$3,452,281	\$1,057,021	\$3,547,854	\$2,937,551	\$610,303
Public Health and Welfare	100,000	0	100,000	600	0	600
Community Environment	1,354,480	842,972	511,508	1,175,475	781,729	393,746
Basic Utility Services	1,367,099	539,061	828,038	735,600	638,760	96,840
Transportation	1,003,500	934,582	68,918	1,587,500	1,472,902	114,598
General Government	443,300	313,170	130,130	478,400	316,837	161,563
Capital Outlay	717,039	674,172	42,867	1,010,861	868,016	142,845
Other Financing Uses:						
Operating Transfers Out	346,275	342,153	4,122	376,600	360,111	16,489
Advances Out	174,965	17,302	157,663	207,559	158,237	49,322
Debt Service	0	0	0	0	0	0
Total Expenditures and Other Financing Uses	\$10,015,960	\$7,115,693	\$2,900,267	\$9,120,449	\$7,534,143	\$1,586,306
Excess of Revenues and Other Sources Over/(Under) Expenditures and Other Uses	(\$117,054)	\$1,047,415	\$1,164,469	(\$627,443)	\$35,656	\$663,099
Cash Fund Balance - January 1	\$5,104,530	\$5,104,530	0	4,605,304	4,605,304	0
Prior Year's Reserve For Encumbrances Outstanding At December 31	(\$44,983)	(\$44,983)	0	(28,656)	(28,656)	0
Current Year Cash Expenditures Against Prior Year's Cash Fund Balance Reserved For Encumbrance	(\$1,041,349)	(\$909,195)	132,154	(643,122)	(594,104)	49,018
Cash Fund Balance - December 31	\$3,901,144	\$5,197,767	\$1,296,623	\$3,306,083	\$4,018,200	\$712,117
Unreserved						
Reserved for Encumbrances - All Budget Years		768,430			1,086,330	
Total Cash Fund Balance - December 31		\$5,966,197			\$5,104,530	

City of Shaker Heights



City of Shaker Heights

Street Maintenance and Repair



Comparative Financial Statements

One of two funds legally required by the Ohio Revised Code (the other being the State Highway Maintenance Fund) to account for revenue from the state gasoline tax and motor vehicle registration fees. The Revised Code requires that 92.5% of these revenues be used for the maintenance and repair of streets within the City.

**CITY OF SHAKER HEIGHTS, OHIO
STREET MAINTENANCE AND REPAIR SPECIAL REVENUE FUND
COMPARATIVE BALANCE SHEET
DECEMBER 31, 2001 AND 2000**

<u>ASSETS</u>	<u>2001</u>	<u>2000</u>
Equity In City Treasury Cash	\$385,460	\$431,612
Receivables (Net of Allowance For Uncollectibles)		
Taxes	0	0
Accounts	0	0
Deferred Special Assessments	0	0
Due From Other Funds	0	0
Due From Other Governments	305,887	311,754
Prepaid Items	0	0
	<hr/>	<hr/>
TOTAL ASSETS	\$691,347	\$743,366
	<hr/> <hr/>	<hr/> <hr/>
<u>LIABILITIES AND FUND BALANCE</u>		
Liabilities:		
Vouchers and Accounts Payable	\$2,917	\$70,457
Accrued Wages And Benefits	25,066	22,854
Compensated Absences	28,257	28,148
Due To Other Funds	0	0
Deferred Revenue	197,128	199,840
Notes Payable	0	0
Notes Premium Payable	0	0
	<hr/>	<hr/>
Total Liabilities	253,368	321,299
	<hr/>	<hr/>
Fund Balance:		
Reserved For Encumbrances	40,210	96,462
Reserved For Prepaid Items	0	0
Unreserved	397,769	325,605
	<hr/>	<hr/>
Total Fund Balance	437,979	422,067
	<hr/>	<hr/>
TOTAL LIABILITIES AND FUND BALANCE	\$691,347	\$743,366
	<hr/> <hr/>	<hr/> <hr/>

**THE CITY OF SHAKER HEIGHTS, OHIO
STREET MAINTENANCE AND REPAIR SPECIAL REVENUE FUND
COMPARATIVE STATEMENT OF REVENUES, EXPENDITURES
AND CHANGES IN FUND BALANCE
FOR THE FISCAL YEAR ENDED DECEMBER 31, 2001
WITH COMPARATIVE TOTALS FOR FISCAL YEAR ENDED DECEMBER 31, 2000**

	<u>2001</u>	<u>2000</u>
REVENUES:		
Property Taxes	\$0	\$0
State Levied Shared Taxes	750,903	781,810
Intergovernmental Grants and Contracts	0	0
Charges For Services	0	0
Fees, Licenses and Permits	0	1,035
Interest Earnings	0	0
Special Assessments	0	0
Fines and Forfeitures	0	0
All Other Revenue	0	2,461
	<u>750,903</u>	<u>785,306</u>
TOTAL REVENUES		
EXPENDITURES:		
Current:		
Security of Persons and Property	0	0
Community Environment	0	0
Basic Utility Services	0	0
Transportation	888,379	1,339,280
General Government	0	0
Capital Outlay	12,812	267,165
Debt Service:		
Principal	0	0
Interest and Fiscal Charges	0	0
	<u>901,191</u>	<u>1,606,445</u>
TOTAL EXPENDITURES		
Excess of Revenues Over (Under) Expenditures	<u>(150,288)</u>	<u>(821,139)</u>
OTHER FINANCING SOURCES (USES)		
Operating Transfers - In	234,200	847,300
Operating Transfers - Out	<u>(68,000)</u>	<u>0</u>
TOTAL OTHER FINANCING SOURCES (USES)	<u>166,200</u>	<u>847,300</u>
Excess of Revenues and Other Financing Sources Over (Under) Expenditures and Other Financing Uses	15,912	26,161
FUND EQUITY AT BEGINNING OF YEAR, RESTATED	<u>422,067</u>	<u>395,906</u>
FUND EQUITY AT END OF YEAR	<u><u>\$437,979</u></u>	<u><u>\$422,067</u></u>

CITY OF SHAKER HEIGHTS, OHIO
STREET MAINTENANCE AND REPAIR SPECIAL REVENUE FUND
COMPARATIVE SCHEDULE OF REVENUES, EXPENDITURES, ENCUMBRANCES AND CHANGES IN FUND BALANCE
BUDGETARY BASIS AND ACTUAL (NON GAAP BUDGET)
FOR THE FISCAL YEAR ENDED DECEMBER 31, 2001
WITH COMPARATIVE TOTALS FOR THE FISCAL YEAR ENDED DECEMBER 31, 2000

	2001			2000		
	Budget	Actual	Variance Favorable (Unfavorable)	Budget	Actual	Variance Favorable (Unfavorable)
Revenues and Other Financing Sources						
Revenues:						
State Levied Shared Taxes	\$784,200	\$754,058	(\$30,142)	\$784,000	\$763,843	(\$20,157)
Other Revenues	0	0	0	0	3,496	3,496
Other Financing Sources:						
Operating Transfers In	234,200	234,200	0	922,300	847,300	(75,000)
Total Revenues and Other Financing Sources	\$1,018,400	\$988,258	(\$30,142)	\$1,706,300	\$1,614,639	(\$91,661)
Expenditures and Other Financing Uses						
Current:						
Transportation	\$922,000	\$876,664	\$45,336	\$1,521,900	\$1,419,847	\$102,053
Capital Outlay	12,000	12,812	(812)	202,000	267,165	(65,165)
Other Financing Uses:						
Operating Transfers Out	68,000	68,000	0	0	0	0
Total Expenditures and Other Financing Uses	\$1,002,000	\$957,476	\$44,524	\$1,723,900	\$1,687,012	\$36,888
Excess of Revenues and Other Sources Over/(Under) Expenditures and Other Uses	\$16,400	\$30,782	\$14,382	(\$17,600)	(\$72,373)	(\$54,773)
Cash Fund Balance - January 1	431,612	431,612	0	395,405	395,405	0
Prior Year's Reserve For Encumbrances Outstanding At December 31	(2,025)	(2,025)	0	(3,630)	(3,630)	0
Current Year Cash Expenditures Against Prior Year's Cash Fund Balance Reserved For Encumbrance	(167,849)	(125,546)	42,303	(69,566)	(57,664)	11,902
Cash Fund Balance - December 31						
Unreserved	\$278,138	\$334,823	\$56,685	\$304,609	\$261,738	(\$42,871)
Reserved for Encumbrances - All Budget Years		50,637			169,874	
Total Cash Fund Balance - December 31		\$385,460			\$431,612	

City of Shaker Heights

State Highway Maintenance



Comparative Financial Statements

One of two funds legally required by the Ohio Revised Code (the other being the Street Maintenance and Repair Fund) to account for revenue from the state gasoline tax and motor vehicle registration fees. The Revised Code requires that 7.5% of these revenues be used exclusively for the maintenance and repair of state highway within the City's General Fund.

**CITY OF SHAKER HEIGHTS, OHIO
STATE HIGHWAY MAINTENANCE SPECIAL REVENUE FUND
COMPARATIVE BALANCE SHEET
DECEMBER 31, 2001 AND 2000**

<u>ASSETS</u>	<u>2001</u>	<u>2000</u>
Equity In City Treasury Cash	\$82,472	\$81,731
Receivables (Net of Allowance For Uncollectibles)		
Taxes	0	0
Accounts	0	0
Deferred Special Assessments	0	0
Due From Other Funds	0	0
Due From Other Governments	17,992	18,322
Prepaid Items	0	0
	<hr/>	<hr/>
TOTAL ASSETS	<u>\$100,464</u>	<u>\$100,053</u>
 <u>LIABILITIES AND FUND BALANCE</u>		
Liabilities:		
Vouchers and Accounts Payable	\$0	\$942
Accrued Wages And Benefits	314	170
Compensated Absences	0	0
Due To Other Funds	0	0
Deferred Revenue	11,369	11,452
Notes Payable	0	0
Notes Premium Payable	0	0
	<hr/>	<hr/>
Total Liabilities	<u>11,683</u>	<u>12,564</u>
 Fund Balance:		
Reserved For Encumbrances	0	786
Reserved For Prepaid Items	0	0
Unreserved	88,781	86,703
	<hr/>	<hr/>
Total Fund Balance	<u>88,781</u>	<u>87,489</u>
TOTAL LIABILITIES AND FUND BALANCE	<u>\$100,464</u>	<u>\$100,053</u>

**THE CITY OF SHAKER HEIGHTS, OHIO
STATE HIGHWAY MAINTENANCE SPECIAL REVENUE FUND
COMPARATIVE STATEMENT OF REVENUES, EXPENDITURES
AND CHANGES IN FUND BALANCE
FOR THE FISCAL YEAR ENDED DECEMBER 31, 2001
WITH COMPARATIVE TOTALS FOR FISCAL YEAR ENDED DECEMBER 31, 2000**

	<u>2001</u>	<u>2000</u>
REVENUES:		
Property Taxes	\$0	\$0
State Levied Shared Taxes	46,839	48,106
Intergovernmental Grants and Contracts	0	0
Charges For Services	0	0
Fees, Licenses and Permits	0	0
Interest Earnings	3,667	4,056
Special Assessments	0	0
Fines and Forfeitures	0	0
All Other Revenue	0	0
	<u>50,506</u>	<u>52,162</u>
TOTAL REVENUES		
EXPENDITURES:		
Current:		
Security of Persons and Property	0	0
Community Environment	0	0
Basic Utility Services	0	0
Transportation	57,214	58,649
General Government	0	0
Capital Outlay	0	0
Debt Service:		
Principal	0	0
Interest and Fiscal Charges	0	0
	<u>57,214</u>	<u>58,649</u>
TOTAL EXPENDITURES		
Excess of Revenues Over (Under) Expenditures	<u>(6,708)</u>	<u>(6,487)</u>
OTHER FINANCING SOURCES (USES)		
Operating Transfers - In	8,000	0
Operating Transfers - Out	0	0
	<u>8,000</u>	<u>0</u>
TOTAL OTHER FINANCING SOURCES (USES)		
Excess of Revenues and Other Financing Sources Over (Under) Expenditures and Other Financing Uses	1,292	(6,487)
FUND EQUITY AT BEGINNING OF YEAR, RESTATED	<u>87,489</u>	<u>93,976</u>
FUND EQUITY AT END OF YEAR	<u><u>\$88,781</u></u>	<u><u>\$87,489</u></u>

CITY OF SHAKER HEIGHTS, OHIO
STATE HIGHWAY MAINTENANCE SPECIAL REVENUE FUND
COMPARATIVE SCHEDULE OF REVENUES, EXPENDITURES, ENCUMBRANCES AND CHANGES IN FUND BALANCE
BUDGETARY BASIS AND ACTUAL (NON GAAP BUDGET)
FOR THE FISCAL YEAR ENDED DECEMBER 31, 2001
WITH COMPARATIVE TOTALS FOR THE FISCAL YEAR ENDED DECEMBER 31, 2000

	2001			2000		
	Budget	Actual	Variance Favorable (Unfavorable)	Budget	Actual	Variance Favorable (Unfavorable)
Revenues and Other Financing Sources						
<u>Revenues:</u>						
State Levied Shared Taxes	\$49,000	\$47,086	(\$1,914)	\$48,300	\$47,690	(\$610)
Interest Earnings	4,000	3,667	(333)	4,000	4,056	56
<u>Other Financing Sources:</u>						
Operating Transfers In	8,000	8,000	0	0	0	0
Total Revenues and Other Financing Sources	\$61,000	\$58,753	(\$2,247)	\$52,300	\$51,746	(\$554)
<u>Expenditures and Other Financing Uses</u>						
<u>Current:</u>						
Transportation	\$81,500	\$57,918	\$23,582	\$65,600	\$53,055	\$12,545
Total Expenditures and Other Financing Uses	\$81,500	\$57,918	\$23,582	\$65,600	\$53,055	\$12,545
Excess of Revenues and Other Sources Over/(Under) Expenditures and Other Uses	(\$20,500)	\$835	\$21,335	(\$13,300)	(\$1,309)	\$11,991
Cash Fund Balance - January 1	81,731	81,731	0	88,410	88,410	0
Prior Year's Reserve For Encumbrances Outstanding At December 31	0	0	0	(5)	(5)	0
Current Year Cash Expenditures Against Prior Year's Cash Fund Balance Reserved For Encumbrance	(890)	(104)	786	(8,251)	(6,255)	1,996
Cash Fund Balance - December 31						
Unreserved	\$60,341	\$82,462	\$22,121	\$66,854	\$80,841	\$13,987
Reserved for Encumbrances - All Budget Years		10			890	
Total Cash Fund Balance - December 31		\$82,472			\$81,731	

City of Shaker Heights

Food Service



Comparative Financial Statements

To account for fees collected by the City Health Department for food service operations and vending machine licenses. As required by state law, a portion of each license fee is remitted to the State and the balance is transferred to the City's General Fund.

**CITY OF SHAKER HEIGHTS, OHIO
 FOOD SERVICE SPECIAL REVENUE FUND
 COMPARATIVE BALANCE SHEET
DECEMBER 31, 2001 AND 2000**

<u>ASSETS</u>	<u>2001</u>	<u>2000</u>
Equity In City Treasury Cash	\$0	\$0
Receivables (Net of Allowance For Uncollectibles)		
Taxes	0	0
Accounts	0	0
Deferred Special Assessments	0	0
Due From Other Funds	0	0
Due From Other Governments	0	0
Prepaid Items	0	0
	<hr/>	<hr/>
TOTAL ASSETS	\$0	\$0
	<hr/> <hr/>	<hr/> <hr/>
<u>LIABILITIES AND FUND BALANCE</u>		
Liabilities:		
Vouchers and Accounts Payable	\$0	\$0
Accrued Wages And Benefits	0	0
Compensated Absences	0	0
Due To Other Funds	0	0
Deferred Revenue	0	0
Notes Payable	0	0
Notes Premium Payable	0	0
	<hr/>	<hr/>
Total Liabilities	0	0
	<hr/>	<hr/>
Fund Balance:		
Reserved For Encumbrances	0	0
Reserved For Prepaid Items	0	0
Unreserved	0	0
	<hr/>	<hr/>
Total Fund Balance	0	0
	<hr/>	<hr/>
TOTAL LIABILITIES AND FUND BALANCE	\$0	\$0
	<hr/> <hr/>	<hr/> <hr/>

**THE CITY OF SHAKER HEIGHTS, OHIO
FOOD SERVICE SPECIAL REVENUE FUND
COMPARATIVE STATEMENT OF REVENUES, EXPENDITURES
AND CHANGES IN FUND BALANCE
FOR THE FISCAL YEAR ENDED DECEMBER 31, 2001
WITH COMPARATIVE TOTALS FOR FISCAL YEAR ENDED DECEMBER 31, 2000**

	<u>2001</u>	<u>2000</u>
REVENUES:		
Property Taxes	\$0	\$0
State Levied Shared Taxes	0	0
Intergovernmental Grants and Contracts	0	0
Charges For Services	0	0
Fees, Licenses and Permits	0	0
Interest Earnings	0	0
Special Assessments	0	0
Fines and Forfeitures	0	0
All Other Revenue	0	0
	<hr/>	<hr/>
TOTAL REVENUES	0	0
	<hr/>	<hr/>
EXPENDITURES:		
Current:		
Security of Persons and Property	0	0
Community Environment	0	0
Basic Utility Services	0	0
Transportation	0	0
General Government	0	0
Capital Outlay	0	0
Debt Service:		
Principal	0	0
Interest and Fiscal Charges	0	0
	<hr/>	<hr/>
TOTAL EXPENDITURES	0	0
	<hr/>	<hr/>
Excess of Revenues Over (Under) Expenditures	0	0
	<hr/>	<hr/>
OTHER FINANCING SOURCES (USES)		
Operating Transfers - In	0	0
Operating Transfers - Out	0	(1,398)
	<hr/>	<hr/>
TOTAL OTHER FINANCING SOURCES (USES)	0	(1,398)
	<hr/>	<hr/>
Excess of Revenues and Other Financing Sources Over (Under) Expenditures and Other Financing Uses	0	(1,398)
	<hr/>	<hr/>
FUND EQUITY AT BEGINNING OF YEAR	0	1,398
	<hr/>	<hr/>
FUND EQUITY AT END OF YEAR	\$0	\$0
	<hr/> <hr/>	<hr/> <hr/>

CITY OF SHAKER HEIGHTS, OHIO
FOOD SERVICE SPECIAL REVENUE FUND
COMPARATIVE SCHEDULE OF REVENUES, EXPENDITURES, ENCUMBRANCES AND CHANGES IN FUND BALANCE
BUDGETARY BASIS AND ACTUAL (NON GAAP BUDGET)
FOR THE FISCAL YEAR ENDED DECEMBER 31, 2001
WITH COMPARATIVE TOTALS FOR THE FISCAL YEAR ENDED DECEMBER 31, 2000

	2001			2000		
	Budget	Actual	Variance Favorable (Unfavorable)	Budget	Actual	Variance Favorable (Unfavorable)
Revenues and Other Financing Sources						
Revenues:						
Fees, Licenses and Permits	\$0	\$0	\$0	\$14,600	\$0	(\$14,600)
Total Revenues and Other Financing Sources	\$0	\$0	\$0	\$14,600	\$0	(\$14,600)
Expenditures and Other Financing Uses						
Current:						
Public Health and Welfare	\$0	\$0	\$0	\$600	\$0	\$600
Other Financing Uses:						
Operating Transfers Out	0	0	0	14,000	1,398	12,602
Total Expenditures and Other Financing Uses	\$0	\$0	\$0	\$14,600	\$1,398	\$13,202
Excess of Revenues and Other Sources Over/(Under) Expenditures and Other Uses	\$0	\$0	\$0	\$0	(\$1,398)	(\$1,398)
Cash Fund Balance - January 1	0	0	0	1,398	1,398	0
Prior Year's Reserve For Encumbrances Outstanding At December 31	0	0	0	0	0	0
Current Year Cash Expenditures Against Prior Year's Cash Fund Balance Reserved For Encumbrance	0	0	0	0	0	0
Cash Fund Balance - December 31						
Unreserved	<u>\$0</u>	<u>\$0</u>	<u>\$0</u>	<u>\$1,398</u>	<u>\$0</u>	<u>(\$1,398)</u>
Reserved for Encumbrances - All Budget Years		0			0	
Total Cash Fund Balance - December 31	<u><u>\$0</u></u>	<u><u>\$0</u></u>		<u><u>\$1,398</u></u>	<u><u>\$0</u></u>	

City of Shaker Heights

Sewer Maintenance



Comparative Financial Statements

To account for funds derived from a surcharge levied upon all users of the sewer system within the City. This surcharge pays for sewer system maintenance, replacement and repair. The surcharge is levied in addition to the treatment and disposal rate set by the Northeast Ohio Regional Sewer District.

**CITY OF SHAKER HEIGHTS, OHIO
SEWER MAINTENANCE SPECIAL REVENUE FUND
COMPARATIVE BALANCE SHEET
DECEMBER 31, 2001 AND 2000**

<u>ASSETS</u>	<u>2001</u>	<u>2000</u>
Equity In City Treasury Cash	\$3,289,905	\$2,510,189
Receivables (Net of Allowance For Uncollectibles)		
Taxes	0	0
Accounts	460,072	456,380
Deferred Special Assessments	12,003	14,005
Due From Other Funds	0	0
Due From Other Governments	0	0
Prepaid Items	0	0
	<hr/>	<hr/>
TOTAL ASSETS	<u>\$3,761,980</u>	<u>\$2,980,574</u>
 <u>LIABILITIES AND FUND BALANCE</u>		
Liabilities:		
Vouchers and Accounts Payable	\$56,540	\$30,543
Accrued Wages And Benefits	17,354	12,336
Compensated Absences	33,559	29,433
Due To Other Funds	0	0
Deferred Revenue	324,525	407,102
Notes Payable	0	0
Notes Premium Payable	0	0
	<hr/>	<hr/>
Total Liabilities	<u>431,978</u>	<u>479,414</u>
Fund Balance:		
Reserved For Encumbrances	119,104	132,731
Reserved For Prepaid Items	0	0
Unreserved	3,210,898	2,368,429
	<hr/>	<hr/>
Total Fund Balance	<u>3,330,002</u>	<u>2,501,160</u>
TOTAL LIABILITIES AND FUND BALANCE	<u>\$3,761,980</u>	<u>\$2,980,574</u>

**THE CITY OF SHAKER HEIGHTS, OHIO
SEWER MAINTENANCE SPECIAL REVENUE FUND
COMPARATIVE STATEMENT OF REVENUES, EXPENDITURES
AND CHANGES IN FUND BALANCE
FOR THE FISCAL YEAR ENDED DECEMBER 31, 2001
WITH COMPARATIVE TOTALS FOR FISCAL YEAR ENDED DECEMBER 31, 2000**

	<u>2001</u>	<u>2000</u>
REVENUES:		
Property Taxes	\$0	\$0
State Levied Shared Taxes	0	0
Intergovernmental Grants and Contracts	0	0
Charges For Services	1,339,589	1,219,421
Fees, Licenses and Permits	0	0
Interest Earnings	128,794	118,685
Special Assessments	2,001	2,001
Fines and Forfeitures	0	0
All Other Revenue	0	0
	<u>1,470,384</u>	<u>1,340,107</u>
TOTAL REVENUES		
EXPENDITURES:		
Current:		
Security of Persons and Property	0	0
Community Environment	0	0
Basic Utility Services	490,428	583,278
Transportation	0	0
General Government	144,329	142,624
Capital Outlay	60,266	28,302
Debt Service:		
Principal	0	0
Interest and Fiscal Charges	0	0
	<u>695,023</u>	<u>754,204</u>
TOTAL EXPENDITURES		
Excess of Revenues Over (Under) Expenditures	<u>775,361</u>	<u>585,903</u>
OTHER FINANCING SOURCES (USES)		
Operating Transfers - In	93,881	0
Operating Transfers - Out	<u>(40,400)</u>	<u>(127,127)</u>
TOTAL OTHER FINANCING SOURCES (USES)	<u>53,481</u>	<u>(127,127)</u>
Excess of Revenues and Other Financing Sources Over (Under) Expenditures and Other Financing Uses	828,842	458,776
FUND EQUITY AT BEGINNING OF YEAR	<u>2,501,160</u>	<u>2,042,384</u>
FUND EQUITY AT END OF YEAR	<u><u>\$3,330,002</u></u>	<u><u>\$2,501,160</u></u>

CITY OF SHAKER HEIGHTS, OHIO
SEWER MAINTENANCE SPECIAL REVENUE FUND
COMPARATIVE SCHEDULE OF REVENUES, EXPENDITURES, ENCUMBRANCES AND CHANGES IN FUND BALANCE
BUDGETARY BASIS AND ACTUAL (NON GAAP BUDGET)
FOR THE FISCAL YEAR ENDED DECEMBER 31, 2001
WITH COMPARATIVE TOTALS FOR THE FISCAL YEAR ENDED DECEMBER 31, 2000

	2001			2000		
	Budget	Actual	Variance Favorable (Unfavorable)	Budget	Actual	Variance Favorable (Unfavorable)
Revenues and Other Financing Sources						
Revenues:						
Intergovernmental Grants & Contracts	\$264,990	\$0	(\$264,990)	\$0	\$0	\$0
Charges for Services	1,407,000	1,257,322	(149,678)	1,407,000	1,261,279	(145,721)
Interest Earnings	100,000	128,794	28,794	80,000	118,685	38,685
Other Financing Sources:						
Operating Transfers In	93,881	93,881	0	0	0	0
Total Revenues and Other Financing Sources	\$1,865,871	\$1,479,997	(\$385,874)	\$1,487,000	\$1,379,964	(\$107,036)
Expenditures and Other Financing Uses						
Current:						
Basic Utility Services	\$1,367,099	\$539,061	\$828,038	\$735,600	\$638,760	\$96,840
General Government	131,200	144,001	(12,801)	131,200	143,083	(11,883)
Capital Outlay	12,800	31,301	(18,501)	100,000	100,132	(132)
Other Financing Uses:						
Operating Transfers Out	40,400	40,400	0	128,400	127,127	1,273
Total Expenditures and Other Financing Uses	\$1,551,499	\$754,763	\$796,736	\$1,095,200	\$1,009,102	\$86,098
Excess of Revenues and Other Sources Over/(Under) Expenditures and Other Uses	\$314,372	\$725,234	\$410,862	\$391,800	\$370,862	(\$20,938)
Cash Fund Balance - January 1	2,510,189	2,510,189	0	2,032,805	2,032,805	0
Prior Year's Reserve For Encumbrances Outstanding At December 31	(4,230)	(4,230)	0	(1,977)	(1,977)	0
Current Year Cash Expenditures Against Prior Year's Cash Fund Balance Reserved For Encumbrance	(134,841)	(72,291)	62,550	(40,099)	(30,571)	9,528
Cash Fund Balance - December 31						
Unreserved	<u>\$2,685,490</u>	<u>\$3,158,902</u>	<u>\$473,412</u>	<u>\$2,382,529</u>	<u>\$2,371,119</u>	<u>(\$11,410)</u>
Reserved for Encumbrances - All Budget Years		131,003			139,070	
Total Cash Fund Balance - December 31		<u><u>\$3,289,905</u></u>			<u><u>\$2,510,189</u></u>	

City of Shaker Heights

Police Pension



Comparative Financial Statements

To account for payment of current and accrued police pension liability to the Police and Firemen's Disability and Pension Fund of Ohio. The Ohio Revised Code requires that the City levy .3 mills of property tax annually for the partial payment of this liability. The remaining liability is financed by an operating transfer primarily from the City's General Fund.

**CITY OF SHAKER HEIGHTS, OHIO
POLICE PENSION SPECIAL REVENUE FUND
COMPARATIVE BALANCE SHEET
DECEMBER 31, 2001 AND 2000**

<u>ASSETS</u>	<u>2001</u>	<u>2000</u>
Equity In City Treasury Cash	\$391,009	\$343,623
Receivables (Net of Allowance For Uncollectibles)		
Taxes	205,713	202,900
Accounts	0	0
Deferred Special Assessments	0	0
Due From Other Funds	1,792	0
Due From Other Governments	0	0
Prepaid Items	0	0
	<hr/>	<hr/>
TOTAL ASSETS	<u>\$598,514</u>	<u>\$546,523</u>
 <u>LIABILITIES AND FUND BALANCE</u>		
Liabilities:		
Vouchers and Accounts Payable	\$0	\$0
Accrued Wages And Benefits	236,589	249,667
Compensated Absences	50,486	51,129
Due To Other Funds	0	1,175
Deferred Revenue	205,713	202,900
Notes Payable	955,085	1,019,085
Notes Premium Payable	3,791	1,457
	<hr/>	<hr/>
Total Liabilities	<u>1,451,664</u>	<u>1,525,413</u>
Fund Balance:		
Reserved For Encumbrances	2,831	0
Reserved For Prepaid Items	0	0
Unreserved (Deficit)	<u>(855,981)</u>	<u>(978,890)</u>
	<hr/>	<hr/>
Total Fund Balance (Deficit)	<u>(853,150)</u>	<u>(978,890)</u>
	<hr/>	<hr/>
TOTAL LIABILITIES AND FUND BALANCE	<u>\$598,514</u>	<u>\$546,523</u>

**THE CITY OF SHAKER HEIGHTS, OHIO
POLICE PENSION SPECIAL REVENUE FUND
COMPARATIVE STATEMENT OF REVENUES, EXPENDITURES
AND CHANGES IN FUND BALANCE
FOR THE FISCAL YEAR ENDED DECEMBER 31, 2001
WITH COMPARATIVE TOTALS FOR FISCAL YEAR ENDED DECEMBER 31, 2000**

	<u>2001</u>	<u>2000</u>
REVENUES:		
Property Taxes	\$192,990	\$173,306
State Levied Shared Taxes	0	0
Intergovernmental Grants and Contracts	25,956	23,067
Charges For Services	0	0
Fees, Licenses and Permits	0	0
Interest Earnings	0	0
Special Assessments	0	0
Fines and Forfeitures	0	0
All Other Revenue	0	0
	<u>218,946</u>	<u>196,373</u>
TOTAL REVENUES		
EXPENDITURES:		
Current:		
Security of Persons and Property	803,673	824,068
Community Environment	0	0
Basic Utility Services	0	0
Transportation	0	0
General Government	870	2,632
Capital Outlay	0	0
Debt Service:		
Principal	0	0
Interest and Fiscal Charges	49,497	29,735
	<u>854,040</u>	<u>856,435</u>
TOTAL EXPENDITURES		
Excess of Revenues Over (Under) Expenditures	<u>(635,094)</u>	<u>(660,062)</u>
OTHER FINANCING SOURCES (USES)		
Operating Transfers - In	760,834	685,656
Operating Transfers - Out	0	0
	<u>760,834</u>	<u>685,656</u>
TOTAL OTHER FINANCING SOURCES (USES)		
Excess of Revenues and Other Financing Sources Over (Under) Expenditures and Other Financing Uses	125,740	25,594
FUND EQUITY (DEFICIT) AT BEGINNING OF YEAR	<u>(978,890)</u>	<u>(1,004,484)</u>
FUND EQUITY (DEFICIT) AT END OF YEAR	<u><u>(\$853,150)</u></u>	<u><u>(\$978,890)</u></u>

CITY OF SHAKER HEIGHTS, OHIO
POLICE PENSION SPECIAL REVENUE FUND
COMPARATIVE SCHEDULE OF REVENUES, EXPENDITURES, ENCUMBRANCES AND CHANGES IN FUND BALANCE
BUDGETARY BASIS AND ACTUAL (NON GAAP BUDGET)
FOR THE FISCAL YEAR ENDED DECEMBER 31, 2001
WITH COMPARATIVE TOTALS FOR THE FISCAL YEAR ENDED DECEMBER 31, 2000

	2001			2000		
	Budget	Actual	Variance Favorable (Unfavorable)	Budget	Actual	Variance Favorable (Unfavorable)
Revenues and Other Financing Sources						
Revenues:						
Property Taxes	\$193,400	\$192,990	(\$410)	\$170,975	\$173,306	\$2,331
Intergovernmental Grants & Contracts	26,300	25,956	(344)	23,300	23,067	(233)
Other Revenues	0	0	0	0	0	0
Other Financing Sources:						
Operating Transfers In	765,475	760,834	(4,641)	691,200	685,656	(5,544)
Total Revenues and Other Financing Sources	\$985,175	\$979,780	(\$5,395)	\$885,475	\$882,029	(\$3,446)
Expenditures and Other Financing Uses						
Current:						
Security of Persons and Property	\$859,900	\$809,585	\$50,315	\$863,300	\$826,961	\$36,339
Other Financing Uses:						
Operating Transfers Out	115,000	115,000	0	110,800	110,740	60
Total Expenditures and Other Financing Uses	\$974,900	\$924,585	\$50,315	\$974,100	\$937,701	\$36,399
Excess of Revenues and Other Sources Over/(Under) Expenditures and Other Uses	\$10,275	\$55,195	\$44,920	(\$88,625)	(\$55,672)	\$32,953
Cash Fund Balance - January 1	343,623	343,623	0	397,632	397,632	0
Prior Year's Reserve For Encumbrances Outstanding At December 31	(2,832)	(2,832)	0	(2,832)	(2,832)	0
Current Year Cash Expenditures Against Prior Year's Cash Fund Balance Reserved For Encumbrance	(217,855)	(217,855)	0	(216,192)	(216,192)	0
Cash Fund Balance - December 31 Unreserved	\$133,211	\$178,131	\$44,920	\$89,983	\$122,936	\$32,953
Reserved for Encumbrances - All Budget Years		212,878			220,687	
Total Cash Fund Balance - December 31		\$391,009			\$343,623	

City of Shaker Heights

Fire Pension



Comparative Financial Statements

To account for payment of current and accrued fire pension liability to the Police and Firemen's Disability and Pension Fund of Ohio. The Ohio Revised Code requires that the City levy .3 mills of property tax annually for the partial payment of this liability. The remaining liability is financed by an operating transfer primarily from the City's General Fund.

**CITY OF SHAKER HEIGHTS, OHIO
FIRE PENSION SPECIAL REVENUE FUND
COMPARATIVE BALANCE SHEET
DECEMBER 31, 2001 AND 2000**

<u>ASSETS</u>	<u>2001</u>	<u>2000</u>
Equity In City Treasury Cash	\$403,315	\$368,515
Receivables (Net of Allowance For Uncollectibles)		
Taxes	205,713	202,900
Accounts	0	0
Deferred Special Assessments	0	0
Due From Other Funds	1,680	0
Due From Other Governments	0	0
Prepaid Items	0	0
	<hr/>	<hr/>
TOTAL ASSETS	<u>\$610,708</u>	<u>\$571,415</u>
 <u>LIABILITIES AND FUND BALANCE</u>		
Liabilities:		
Vouchers and Accounts Payable	\$0	\$0
Accrued Wages And Benefits	258,324	234,154
Compensated Absences	46,350	46,276
Due To Other Funds	0	1,073
Deferred Revenue	205,713	202,900
Notes Payable	894,915	930,915
Notes Premium Payable	3,553	1,331
	<hr/>	<hr/>
Total Liabilities	<u>1,408,855</u>	<u>1,416,649</u>
Fund Balance:		
Reserved For Encumbrances	0	0
Reserved For Prepaid Items	0	0
Unreserved (Deficit)	<u>(798,147)</u>	<u>(845,234)</u>
	<hr/>	<hr/>
Total Fund Balance (Deficit)	<u>(798,147)</u>	<u>(845,234)</u>
	<hr/>	<hr/>
TOTAL LIABILITIES AND FUND BALANCE	<u>\$610,708</u>	<u>\$571,415</u>

**THE CITY OF SHAKER HEIGHTS, OHIO
 FIRE PENSION SPECIAL REVENUE FUND
 COMPARATIVE STATEMENT OF REVENUES, EXPENDITURES
 AND CHANGES IN FUND BALANCE
 FOR THE FISCAL YEAR ENDED DECEMBER 31, 2001
WITH COMPARATIVE TOTALS FOR FISCAL YEAR ENDED DECEMBER 31, 2000**

	<u>2001</u>	<u>2000</u>
REVENUES:		
Property Taxes	\$192,990	\$173,306
State Levied Shared Taxes	0	0
Intergovernmental Grants and Contracts	25,956	23,067
Charges For Services	0	0
Fees, Licenses and Permits	0	0
Interest Earnings	0	0
Special Assessments	0	0
Fines and Forfeitures	0	0
All Other Revenue	0	0
	<u>218,946</u>	<u>196,373</u>
TOTAL REVENUES		
EXPENDITURES:		
Current:		
Security of Persons and Property	916,811	874,156
Community Environment	0	0
Basic Utility Services	0	0
Transportation	0	0
General Government	854	2,404
Capital Outlay	0	0
Debt Service:		
Principal	0	0
Interest and Fiscal Charges	45,215	27,164
	<u>962,880</u>	<u>903,724</u>
TOTAL EXPENDITURES		
Excess of Revenues Over (Under) Expenditures	<u>(743,934)</u>	<u>(707,351)</u>
OTHER FINANCING SOURCES (USES)		
Operating Transfers - In	791,021	755,800
Operating Transfers - Out	0	0
	<u>791,021</u>	<u>755,800</u>
TOTAL OTHER FINANCING SOURCES (USES)		
Excess of Revenues and Other Financing Sources Over (Under) Expenditures and Other Financing Uses	47,087	48,449
FUND EQUITY (DEFICIT) AT BEGINNING OF YEAR	<u>(845,234)</u>	<u>(893,683)</u>
FUND EQUITY AT END OF YEAR	<u>(\$798,147)</u>	<u>(\$845,234)</u>

CITY OF SHAKER HEIGHTS, OHIO
 FIRE PENSION SPECIAL REVENUE FUND
 COMPARATIVE SCHEDULE OF REVENUES, EXPENDITURES, ENCUMBRANCES AND CHANGES IN FUND BALANCE
 BUDGETARY BASIS AND ACTUAL (NON GAAP BUDGET)
 FOR THE FISCAL YEAR ENDED DECEMBER 31, 2001
WITH COMPARATIVE TOTALS FOR THE FISCAL YEAR ENDED DECEMBER 31, 2000

	2001			2000		
	Budget	Actual	Variance Favorable (Unfavorable)	Budget	Actual	Variance Favorable (Unfavorable)
Revenues and Other Financing Sources						
Revenues:						
Property Taxes	\$193,400	\$192,990	(\$410)	\$170,975	\$173,306	\$2,331
Intergovernmental Grants & Contracts	26,300	25,956	(344)	23,300	23,067	(233)
Other Financing Sources:						
Operating Transfers In	791,100	791,021	(79)	755,800	755,800	0
Total Revenues and Other Financing Sources	<u>\$1,010,800</u>	<u>\$1,009,967</u>	<u>(\$833)</u>	<u>\$950,075</u>	<u>\$952,173</u>	<u>\$2,098</u>
Expenditures and Other Financing Uses						
Current:						
Security of Persons and Property	\$930,200	\$907,523	\$22,677	\$910,700	\$869,018	\$41,682
Other Financing Uses:						
Operating Transfers Out	82,600	82,600	0	101,200	101,159	41
Total Expenditures and Other Financing Uses	<u>\$1,012,800</u>	<u>\$990,123</u>	<u>\$22,677</u>	<u>\$1,011,900</u>	<u>\$970,177</u>	<u>\$41,723</u>
Excess of Revenues and Other Sources Over/(Under) Expenditures and Other Uses	(\$2,000)	\$19,844	\$21,844	(\$61,825)	(\$18,004)	\$43,821
Cash Fund Balance - January 1	368,515	368,515	0	393,723	393,723	0
Prior Year's Reserve For Encumbrances Outstanding At December 31	0	0	0	0	0	0
Current Year Cash Expenditures Against Prior Year's Cash Fund Balance Reserved For Encumbrance	(234,154)	(234,154)	0	(241,358)	(241,358)	0
Cash Fund Balance - December 31 Unreserved	<u>\$132,361</u>	<u>\$154,205</u>	<u>\$21,844</u>	<u>\$90,540</u>	<u>\$134,361</u>	<u>\$43,821</u>
Reserved for Encumbrances - All Budget Years		249,110			234,154	
Total Cash Fund Balance - December 31		<u>\$403,315</u>			<u>\$368,515</u>	

City of Shaker Heights

Indigent Driver Alcohol Treatment



Comparative Financial Statements

To account for reinstatement fee monies collected by the State Bureau of Motor Vehicles in connection with driving under the influence offenses. Section 4511.191(L) of the Ohio Revised Code provides that payments are to be made only upon order of the Municipal Court Judge for alcohol and other drug treatment costs for indigent drivers.

**CITY OF SHAKER HEIGHTS, OHIO
INDIGENT DRIVER ALCOHOL TREATMENT SPECIAL REVENUE FUND
COMPARATIVE BALANCE SHEET
DECEMBER 31, 2001 AND 2000**

<u>ASSETS</u>	<u>2001</u>	<u>2000</u>
Equity In City Treasury Cash	\$18,672	\$14,313
Receivables (Net of Allowance For Uncollectibles)		
Taxes	0	0
Accounts	0	0
Deferred Special Assessments	0	0
Due From Other Funds	175	175
Due From Other Governments	0	1,988
Prepaid Items	0	0
	<hr/>	<hr/>
TOTAL ASSETS	\$18,847	\$16,476
	<hr/> <hr/>	<hr/> <hr/>
 <u>LIABILITIES AND FUND BALANCE</u>		
Liabilities:		
Vouchers and Accounts Payable	\$0	\$0
Accrued Wages And Benefits	0	0
Compensated Absences	0	0
Due To Other Funds	0	0
Deferred Revenue	0	0
Notes Payable	0	0
Notes Premium Payable	0	0
	<hr/>	<hr/>
Total Liabilities	0	0
	<hr/>	<hr/>
Fund Balance:		
Reserved For Encumbrances	0	0
Reserved For Prepaid Items	0	0
Unreserved	18,847	16,476
	<hr/>	<hr/>
Total Fund Balance	18,847	16,476
	<hr/>	<hr/>
TOTAL LIABILITIES AND FUND BALANCE	\$18,847	\$16,476
	<hr/> <hr/>	<hr/> <hr/>

**THE CITY OF SHAKER HEIGHTS, OHIO
INDIGENT DRIVER ALCOHOL TREATMENT SPECIAL REVENUE FUND
COMPARATIVE STATEMENT OF REVENUES, EXPENDITURES
AND CHANGES IN FUND BALANCE
FOR THE FISCAL YEAR ENDED DECEMBER 31, 2001
WITH COMPARATIVE TOTALS FOR FISCAL YEAR ENDED DECEMBER 31, 2000**

	<u>2001</u>	<u>2000</u>
REVENUES:		
Property Taxes	\$0	\$0
State Levied Shared Taxes	0	0
Intergovernmental Grants and Contracts	5,272	9,188
Charges For Services	0	0
Fees, Licenses and Permits	0	0
Interest Earnings	749	602
Special Assessments	0	0
Fines and Forfeitures	0	0
All Other Revenue	0	0
	<u>6,021</u>	<u>9,790</u>
TOTAL REVENUES		
	<u>6,021</u>	<u>9,790</u>
EXPENDITURES:		
Current:		
Security of Persons and Property	0	0
Community Environment	0	0
Basic Utility Services	0	0
Transportation	0	0
General Government	3,650	1,875
Capital Outlay	0	0
Debt Service:		
Principal	0	0
Interest and Fiscal Charges	0	0
	<u>3,650</u>	<u>1,875</u>
TOTAL EXPENDITURES		
	<u>3,650</u>	<u>1,875</u>
Excess of Revenues Over (Under) Expenditures	<u>2,371</u>	<u>7,915</u>
OTHER FINANCING SOURCES (USES)		
Operating Transfers - In	0	0
Operating Transfers - Out	0	0
	<u>0</u>	<u>0</u>
TOTAL OTHER FINANCING SOURCES (USES)		
	<u>0</u>	<u>0</u>
Excess of Revenues and Other Financing Sources Over (Under) Expenditures and Other Financing Uses	2,371	7,915
FUND EQUITY AT BEGINNING OF YEAR	<u>16,476</u>	<u>8,561</u>
FUND EQUITY AT END OF YEAR	<u><u>\$18,847</u></u>	<u><u>\$16,476</u></u>

CITY OF SHAKER HEIGHTS, OHIO
INDIGENT DRIVER ALCOHOL TREATMENT SPECIAL REVENUE FUND
COMPARATIVE SCHEDULE OF REVENUES, EXPENDITURES, ENCUMBRANCES AND CHANGES IN FUND BALANCE
BUDGETARY BASIS AND ACTUAL (NON GAAP BUDGET)
FOR THE FISCAL YEAR ENDED DECEMBER 31, 2001
WITH COMPARATIVE TOTALS FOR THE FISCAL YEAR ENDED DECEMBER 31, 2000

	2001			2002		
	Budget	Actual	Variance Favorable (Unfavorable)	Budget	Actual	Variance Favorable (Unfavorable)
Revenues and Other Financing Sources						
Revenues:						
Intergovernmental Grants & Contracts	\$9,000	\$7,260	(\$1,740)	\$6,000	\$7,130	\$1,130
Interest Earnings	600	749	149	500	602	102
Total Revenues and Other Financing Sources	<u>\$9,600</u>	<u>\$8,009</u>	<u>(\$1,591)</u>	<u>\$6,500</u>	<u>\$7,732</u>	<u>\$1,232</u>
Expenditures and Other Financing Uses						
Current:						
General Government	\$9,000	\$3,650	\$5,350	\$9,000	\$1,875	\$7,125
Total Expenditures and Other Financing Uses	<u>\$9,000</u>	<u>\$3,650</u>	<u>\$5,350</u>	<u>\$9,000</u>	<u>\$1,875</u>	<u>\$7,125</u>
Excess of Revenues and Other Sources Over/(Under) Expenditures and Other Uses	\$600	\$4,359	\$3,759	(\$2,500)	\$5,857	\$8,357
Cash Fund Balance - January 1	14,313	14,313	0	8,456	8,456	0
Prior Year's Reserve For Encumbrances Outstanding At December 31	0	0	0	0	0	0
Current Year Cash Expenditures Against Prior Year's Cash Fund Balance Reserved For Encumbrance	0	0	0	0	0	0
Cash Fund Balance - December 31	<u>\$14,913</u>	<u>\$18,672</u>	<u>\$3,759</u>	<u>\$5,956</u>	<u>\$14,313</u>	<u>\$8,357</u>
Unreserved						
Reserved for Encumbrances - All Budget Years		0			0	
Total Cash Fund Balance - December 31		<u>\$18,672</u>			<u>\$14,313</u>	

City of Shaker Heights

Court Computer Legal Research



Comparative Financial Statements

To account for revenues from court costs assessed under the authority of Ohio Revised Code Section 1901.261(A) by the Municipal Court on the filing of each cause of action or appeal for the purposes of computerizing the court and to make available computerized legal research services.

CITY OF SHAKER HEIGHTS, OHIO
 COURT COMPUTER LEGAL RESEARCH SPECIAL REVENUE FUND
 COMPARATIVE BALANCE SHEET
DECEMBER 31, 2001 AND 2000

<u>ASSETS</u>	<u>2001</u>	<u>2000</u>
Equity In City Treasury Cash	\$88,965	\$64,338
Receivables (Net of Allowance For Uncollectibles)		
Taxes	0	0
Accounts	770	0
Deferred Special Assessments	0	0
Due From Other Funds	1,855	2,117
Due From Other Governments	0	0
Prepaid Items	0	0
	<hr/>	<hr/>
TOTAL ASSETS	<u>\$91,590</u>	<u>\$66,455</u>
 <u>LIABILITIES AND FUND BALANCE</u>		
Liabilities:		
Vouchers and Accounts Payable	\$0	\$549
Accrued Wages And Benefits	504	1,355
Compensated Absences	0	0
Due To Other Funds	0	0
Deferred Revenue	0	0
Notes Payable	0	0
Notes Premium Payable	0	0
	<hr/>	<hr/>
Total Liabilities	<u>504</u>	<u>1,904</u>
Fund Balance:		
Reserved For Encumbrances	0	0
Reserved For Prepaid Items	0	0
Unreserved	91,086	64,551
	<hr/>	<hr/>
Total Fund Balance	<u>91,086</u>	<u>64,551</u>
TOTAL LIABILITIES AND FUND BALANCE	<u>\$91,590</u>	<u>\$66,455</u>

**THE CITY OF SHAKER HEIGHTS, OHIO
 COURT COMPUTER LEGAL RESEARCH SPECIAL REVENUE FUND
 COMPARATIVE STATEMENT OF REVENUES, EXPENDITURES
 AND CHANGES IN FUND BALANCE
 FOR THE FISCAL YEAR ENDED DECEMBER 31, 2001
 WITH COMPARATIVE TOTALS FOR FISCAL YEAR ENDED DECEMBER 31, 2000**

	<u>2001</u>	<u>2000</u>
REVENUES:		
Property Taxes	\$0	\$0
State Levied Shared Taxes	0	0
Intergovernmental Grants and Contracts	9,137	4,693
Charges For Services	0	0
Fees, Licenses and Permits	0	0
Interest Earnings	3,379	3,011
Special Assessments	0	0
Fines and Forfeitures	31,421	33,083
All Other Revenue	0	0
	<u>43,937</u>	<u>40,787</u>
TOTAL REVENUES		
EXPENDITURES:		
Current:		
Security of Persons and Property	0	0
Community Environment	0	0
Basic Utility Services	0	0
Transportation	0	0
General Government	17,402	33,076
Capital Outlay	0	0
Debt Service:		
Principal	0	0
Interest and Fiscal Charges	0	0
	<u>17,402</u>	<u>33,076</u>
TOTAL EXPENDITURES		
Excess of Revenues Over (Under) Expenditures	26,535	7,711
OTHER FINANCING SOURCES (USES)		
Operating Transfers - In	0	0
Operating Transfers - Out	0	0
	<u>0</u>	<u>0</u>
TOTAL OTHER FINANCING SOURCES (USES)		
Excess of Revenues and Other Financing Sources Over (Under) Expenditures and Other Financing Uses	<u>26,535</u>	<u>7,711</u>
FUND EQUITY AT BEGINNING OF YEAR	<u>64,551</u>	<u>56,840</u>
FUND EQUITY AT END OF YEAR	<u><u>\$91,086</u></u>	<u><u>\$64,551</u></u>

CITY OF SHAKER HEIGHTS, OHIO
 COURT COMPUTER LEGAL RESEARCH SPECIAL REVENUE FUND
 COMPARATIVE SCHEDULE OF REVENUES, EXPENDITURES, ENCUMBRANCES AND CHANGES IN FUND BALANCE
 BUDGETARY BASIS AND ACTUAL (NON GAAP BUDGET)
 FOR THE FISCAL YEAR ENDED DECEMBER 31, 2001
WITH COMPARATIVE TOTALS FOR THE FISCAL YEAR ENDED DECEMBER 31, 2000

	2001			2000		
	Budget	Actual	Variance Favorable (Unfavorable)	Budget	Actual	Variance Favorable (Unfavorable)
Revenues and Other Financing Sources						
Revenues:						
Intergovernmental Grants & Contracts	\$15,000	\$8,367	(\$6,633)	\$15,000	\$4,693	(\$10,307)
Interest Earnings	3,000	3,379	379	2,000	3,011	1,011
Fines and Forfeitures	34,000	31,683	(2,317)	34,000	34,151	151
Total Revenues and Other Financing Sources	\$52,000	\$43,429	(\$8,571)	\$51,000	\$41,855	(\$9,145)
Expenditures and Other Financing Uses						
Current:						
General Government	\$54,600	\$18,232	\$36,368	\$58,800	\$33,543	\$25,257
Capital Outlay	1,000	0	1,000	1,000	0	1,000
Total Expenditures and Other Financing Uses	\$55,600	\$18,232	\$37,368	\$59,800	\$33,543	\$26,257
Excess of Revenues and Other Sources Over/(Under) Expenditures and Other Uses	(\$3,600)	\$25,197	\$28,797	(\$8,800)	\$8,312	\$17,112
Cash Fund Balance - January 1	64,338	64,338	0	55,706	55,706	0
Prior Year's Reserve For Encumbrances Outstanding At December 31	0	0	0	0	0	0
Current Year Cash Expenditures Against Prior Year's Cash Fund Balance Reserved For Encumbrance	(848)	(848)	0	(528)	(528)	0
Cash Fund Balance - December 31						
Unreserved	\$59,890	\$88,687	\$28,797	\$46,378	\$63,490	\$17,112
Reserved for Encumbrances - All Budget Years		278			848	
Total Cash Fund Balance - December 31		\$88,965			\$64,338	

City of Shaker Heights

Clerk's Computerization



Comparative Financial Statements

To account for revenues from court costs assessed under the authority of Ohio Revised Code Section 1901.261(A) by the Municipal Court on the filing of each cause of action or appeal, certificate of judgment or modification of judgment for the purpose of procuring and maintaining computer systems for the office of the clerk of the Municipal Court.

**CITY OF SHAKER HEIGHTS, OHIO
CLERK'S COMPUTERIZATION SPECIAL REVENUE FUND
COMPARATIVE BALANCE SHEET
DECEMBER 31, 2001 AND 2000**

<u>ASSETS</u>	<u>2001</u>	<u>2000</u>
Equity In City Treasury Cash	\$156,481	\$142,140
Receivables (Net of Allowance For Uncollectibles)		
Taxes	0	0
Accounts	0	0
Deferred Special Assessments	0	0
Due From Other Funds	6,216	7,055
Due From Other Governments	0	0
Prepaid Items	0	0
	<hr/>	<hr/>
TOTAL ASSETS	<u>\$162,697</u>	<u>\$149,195</u>
 <u>LIABILITIES AND FUND BALANCE</u>		
Liabilities:		
Vouchers and Accounts Payable	\$477	\$288
Accrued Wages And Benefits	3,196	2,129
Compensated Absences	0	0
Due To Other Funds	0	0
Deferred Revenue	0	0
Notes Payable	0	0
Notes Premium Payable	0	0
	<hr/>	<hr/>
Total Liabilities	<u>3,673</u>	<u>2,417</u>
Fund Balance:		
Reserved For Encumbrances	21,678	20,267
Reserved For Prepaid Items	0	0
Unreserved	137,346	126,511
	<hr/>	<hr/>
Total Fund Balance	<u>159,024</u>	<u>146,778</u>
	<hr/>	<hr/>
TOTAL LIABILITIES AND FUND BALANCE	<u>\$162,697</u>	<u>\$149,195</u>

**THE CITY OF SHAKER HEIGHTS, OHIO
 CLERK'S COMPUTERIZATION SPECIAL REVENUE FUND
 COMPARATIVE STATEMENT OF REVENUES, EXPENDITURES
 AND CHANGES IN FUND BALANCE
 FOR THE FISCAL YEAR ENDED DECEMBER 31, 2001
 WITH COMPARATIVE TOTALS FOR FISCAL YEAR ENDED DECEMBER 31, 2000**

	<u>2001</u>	<u>2000</u>
REVENUES:		
Property Taxes	\$0	\$0
State Levied Shared Taxes	0	0
Intergovernmental Grants and Contracts	0	0
Charges For Services	0	0
Fees, Licenses and Permits	0	0
Interest Earnings	6,856	6,755
Special Assessments	0	0
Fines and Forfeitures	104,606	110,279
All Other Revenue	0	0
	<u>111,462</u>	<u>117,034</u>
TOTAL REVENUES		
	<u>111,462</u>	<u>117,034</u>
EXPENDITURES:		
Current:		
Security of Persons and Property	0	0
Community Environment	0	0
Basic Utility Services	0	0
Transportation	0	0
General Government	89,245	88,212
Capital Outlay	9,971	20,906
Debt Service:		
Principal	0	0
Interest and Fiscal Charges	0	0
	<u>99,216</u>	<u>109,118</u>
TOTAL EXPENDITURES		
	<u>99,216</u>	<u>109,118</u>
Excess of Revenues Over (Under) Expenditures	<u>12,246</u>	<u>7,916</u>
OTHER FINANCING SOURCES (USES)		
Operating Transfers - In	0	0
Operating Transfers - Out	0	0
	<u>0</u>	<u>0</u>
TOTAL OTHER FINANCING SOURCES (USES)		
	<u>0</u>	<u>0</u>
Excess of Revenues and Other Financing Sources Over (Under) Expenditures and Other Financing Uses	12,246	7,916
FUND EQUITY AT BEGINNING OF YEAR	<u>146,778</u>	<u>138,862</u>
FUND EQUITY AT END OF YEAR	<u><u>\$159,024</u></u>	<u><u>\$146,778</u></u>

CITY OF SHAKER HEIGHTS, OHIO
 CLERK'S COMPUTERIZATION SPECIAL REVENUE FUND
 COMPARATIVE SCHEDULE OF REVENUES, EXPENDITURES, ENCUMBRANCES AND CHANGES IN FUND BALANCE
 BUDGETARY BASIS AND ACTUAL (NON GAAP BUDGET)
 FOR THE FISCAL YEAR ENDED DECEMBER 31, 2001
WITH COMPARATIVE TOTALS FOR THE FISCAL YEAR ENDED DECEMBER 31, 2000

	2001			2000		
	Budget	Actual	Variance Favorable (Unfavorable)	Budget	Actual	Variance Favorable (Unfavorable)
Revenues and Other Financing Sources						
Revenues:						
Interest Earnings	\$5,000	\$6,856	\$1,856	\$4,000	\$6,755	\$2,755
Fines and Forfeitures	115,000	105,445	(9,555)	125,000	113,847	(11,153)
Total Revenues and Other Financing Sources	<u>\$120,000</u>	<u>\$112,301</u>	<u>(\$7,699)</u>	<u>\$129,000</u>	<u>\$120,602</u>	<u>(\$8,398)</u>
Expenditures and Other Financing Uses						
Current:						
General Government	\$114,000	\$93,300	\$20,700	\$130,600	\$92,648	\$37,952
Capital Outlay	50,000	7,798	42,202	50,000	23,080	26,920
Total Expenditures and Other Financing Uses	<u>\$164,000</u>	<u>\$101,098</u>	<u>\$62,902</u>	<u>\$180,600</u>	<u>\$115,728</u>	<u>\$64,872</u>
Excess of Revenues and Other Sources Over/(Under) Expenditures and Other Uses	(\$44,000)	\$11,203	\$55,203	(\$51,600)	\$4,874	\$56,474
Cash Fund Balance - January 1	142,140	142,140	0	135,509	135,509	0
Prior Year's Reserve For Encumbrances Outstanding At December 31	(16,000)	(16,000)	0	(16,455)	(16,455)	0
Current Year Cash Expenditures Against Prior Year's Cash Fund Balance Reserved For Encumbrance	<u>(5,562)</u>	<u>(4,788)</u>	<u>774</u>	<u>(3,873)</u>	<u>(3,349)</u>	<u>524</u>
Cash Fund Balance - December 31 Unreserved	<u>\$76,578</u>	<u>\$132,555</u>	<u>\$55,977</u>	<u>\$63,581</u>	<u>\$120,579</u>	<u>\$56,998</u>
Reserved for Encumbrances - All Budget Years		23,926			21,561	
Total Cash Fund Balance - December 31		<u>\$156,481</u>			<u>\$142,140</u>	

City of Shaker Heights

Exterior Home Maintenance



Comparative Financial Statements

To account for monies received from the Cuyahoga County Community Development Block Grant Program to be used to provide funding for improvements to owner-occupied homes within the City.

**CITY OF SHAKER HEIGHTS, OHIO
 EXTERIOR HOME MAINTENANCE SPECIAL REVENUE FUND
 COMPARATIVE BALANCE SHEET
DECEMBER 31, 2001 AND 2000**

<u>ASSETS</u>	<u>2001</u>	<u>2000</u>
Equity In City Treasury Cash	\$39,570	\$0
Receivables (Net of Allowance For Uncollectibles)		
Taxes	0	0
Accounts	0	0
Deferred Special Assessments	0	0
Due From Other Funds	0	0
Due From Other Governments	25,114	0
Prepaid Items	0	0
	<hr/>	<hr/>
TOTAL ASSETS	<u>\$64,684</u>	<u>\$0</u>
 <u>LIABILITIES AND FUND BALANCE</u>		
Liabilities:		
Vouchers and Accounts Payable	\$0	\$0
Accrued Wages And Benefits	0	0
Compensated Absences	0	0
Due To Other Funds	41,570	0
Deferred Revenue	0	0
Notes Payable	0	0
Notes Premium Payable	0	0
	<hr/>	<hr/>
Total Liabilities	<u>41,570</u>	<u>0</u>
Fund Balance:		
Reserved For Encumbrances	0	0
Reserved For Prepaid Items	0	0
Unreserved	23,114	0
	<hr/>	<hr/>
Total Fund Balance	<u>23,114</u>	<u>0</u>
TOTAL LIABILITIES AND FUND BALANCE	<u>\$64,684</u>	<u>\$0</u>

**THE CITY OF SHAKER HEIGHTS, OHIO
EXTERIOR HOME MAINTENANCE SPECIAL REVENUE FUND
COMPARATIVE STATEMENT OF REVENUES, EXPENDITURES
AND CHANGES IN FUND BALANCE
FOR THE FISCAL YEAR ENDED DECEMBER 31, 2001
WITH COMPARATIVE TOTALS FOR FISCAL YEAR ENDED DECEMBER 31, 2000**

	<u>2001</u>	<u>2000</u>
REVENUES:		
Property Taxes	\$0	\$0
State Levied Shared Taxes	0	0
Intergovernmental Grants and Contracts	33,544	32,471
Charges For Services	0	0
Fees, Licenses and Permits	0	0
Interest Earnings	0	0
Special Assessments	0	0
Fines and Forfeitures	0	0
All Other Revenue	0	0
	<u>33,544</u>	<u>32,471</u>
TOTAL REVENUES	33,544	32,471
EXPENDITURES:		
Current:		
Security of Persons and Property	0	0
Community Environment	40,430	66,512
Basic Utility Services	0	0
Transportation	0	0
General Government	0	0
Capital Outlay	0	0
Debt Service:		
Principal	0	0
Interest and Fiscal Charges	0	0
	<u>40,430</u>	<u>66,512</u>
TOTAL EXPENDITURES	40,430	66,512
Excess of Revenues Over (Under) Expenditures	<u>(6,886)</u>	<u>(34,041)</u>
OTHER FINANCING SOURCES (USES)		
Operating Transfers - In	30,000	0
Operating Transfers - Out	0	0
	<u>30,000</u>	<u>0</u>
TOTAL OTHER FINANCING SOURCES (USES)	30,000	0
Excess of Revenues and Other Financing Sources Over (Under) Expenditures and Other Financing Uses	23,114	(34,041)
FUND EQUITY AT BEGINNING OF YEAR	<u>0</u>	<u>34,041</u>
FUND EQUITY AT END OF YEAR	<u><u>\$23,114</u></u>	<u><u>\$0</u></u>

CITY OF SHAKER HEIGHTS, OHIO
 EXTERIOR HOME MAINTENANCE SPECIAL REVENUE FUND
 COMPARATIVE SCHEDULE OF REVENUES, EXPENDITURES, ENCUMBRANCES AND CHANGES IN FUND BALANCE
 BUDGETARY BASIS AND ACTUAL (NON GAAP BUDGET)
 FOR THE FISCAL YEAR ENDED DECEMBER 31, 2001
WITH COMPARATIVE TOTALS FOR THE FISCAL YEAR ENDED DECEMBER 31, 2000

	2001			2000		
	Budget	Actual	Variance Favorable (Unfavorable)	Budget	Actual	Variance Favorable (Unfavorable)
Revenues and Other Financing Sources						
Revenues:						
Intergovernmental Grants & Contracts	\$50,000	\$8,430	(\$41,570)	\$98,836	\$98,307	(\$529)
Other Revenues	0	0	0	0	0	0
Other Financing Sources:						
Operating Transfers In	30,000	30,000	0	0	0	0
Advances In	50,000	50,000	0	33,000	33,000	0
Total Revenues and Other Financing Sources	\$130,000	\$88,430	(\$41,570)	\$131,836	\$131,307	(\$529)
Expenditures and Other Financing Uses						
Current:						
Community Environment	\$80,000	\$40,430	\$39,570	\$47,523	\$46,993	\$530
Other Financing Uses:						
Operating Transfers Out	0	0	0	0	0	0
Advances Out	50,000	8,430	41,570	98,836	98,836	0
Total Expenditures and Other Financing Uses	\$130,000	\$48,860	\$81,140	\$146,359	\$145,829	\$530
Excess of Revenues and Other Sources Over/(Under) Expenditures and Other Uses	\$0	\$39,570	\$39,570	(\$14,523)	(\$14,522)	\$1
Cash Fund Balance - January 1	0	0	0	34,811	34,811	0
Prior Year's Reserve For Encumbrances Outstanding At December 31	0	0	0	0	0	0
Current Year Cash Expenditures Against Prior Year's Cash Fund Balance Reserved For Encumbrance	0	0	0	(20,289)	(20,289)	0
Cash Fund Balance - December 31						
Unreserved	\$0	\$39,570	\$39,570	(\$1)	\$0	\$1
Reserved for Encumbrances - All Budget Years		0			0	
Total Cash Fund Balance - December 31		\$39,570			\$0	

City of Shaker Heights

Fair Housing Grant



Comparative Financial Statements

To account for monies received from the Department of Housing and Urban Development. The funds are to be used to monitor fair housing practices within the City.

**CITY OF SHAKER HEIGHTS, OHIO
 FAIR HOUSING GRANT SPECIAL REVENUE FUND
 COMPARATIVE BALANCE SHEET
DECEMBER 31, 2001 AND 2000**

<u>ASSETS</u>	<u>2001</u>	<u>2000</u>
Equity In City Treasury Cash	\$158,602	\$169,233
Receivables (Net of Allowance For Uncollectibles)		
Taxes	0	0
Accounts	0	0
Deferred Special Assessments	0	0
Due From Other Funds	0	0
Due From Other Governments	0	0
Prepaid Items	0	0
	<hr/>	<hr/>
TOTAL ASSETS	<u>\$158,602</u>	<u>\$169,233</u>
 <u>LIABILITIES AND FUND BALANCE</u>		
Liabilities:		
Vouchers and Accounts Payable	\$1,087	\$0
Accrued Wages And Benefits	0	0
Compensated Absences	0	0
Due To Other Funds	0	0
Deferred Revenue	0	0
Notes Payable	0	0
Notes Premium Payable	0	0
	<hr/>	<hr/>
Total Liabilities	<u>1,087</u>	<u>0</u>
 Fund Balance:		
Reserved For Encumbrances	114	303
Reserved For Prepaid Items	0	0
Unreserved	157,401	168,930
	<hr/>	<hr/>
Total Fund Balance	<u>157,515</u>	<u>169,233</u>
TOTAL LIABILITIES AND FUND BALANCE	<u>\$158,602</u>	<u>\$169,233</u>

**THE CITY OF SHAKER HEIGHTS, OHIO
 FAIR HOUSING GRANT SPECIAL REVENUE FUND
 COMPARATIVE STATEMENT OF REVENUES, EXPENDITURES
 AND CHANGES IN FUND BALANCE
 FOR THE FISCAL YEAR ENDED DECEMBER 31, 2001
 WITH COMPARATIVE TOTALS FOR FISCAL YEAR ENDED DECEMBER 31, 2000**

	<u>2001</u>	<u>2000</u>
REVENUES:		
Property Taxes	\$0	\$0
State Levied Shared Taxes	0	0
Intergovernmental Grants and Contracts	0	0
Charges For Services	0	0
Fees, Licenses and Permits	0	0
Interest Earnings	7,403	8,309
Special Assessments	0	0
Fines and Forfeitures	0	0
All Other Revenue	0	0
	<u>7,403</u>	<u>8,309</u>
TOTAL REVENUES	7,403	8,309
EXPENDITURES:		
Current:		
Security of Persons and Property	0	0
Community Environment	0	0
Basic Utility Services	0	0
Transportation	0	0
General Government	19,121	12,138
Capital Outlay	0	0
Debt Service:		
Principal	0	0
Interest and Fiscal Charges	0	0
	<u>19,121</u>	<u>12,138</u>
TOTAL EXPENDITURES	19,121	12,138
Excess of Revenues Over (Under) Expenditures	<u>(11,718)</u>	<u>(3,829)</u>
OTHER FINANCING SOURCES (USES)		
Operating Transfers - In	0	0
Operating Transfers - Out	0	0
	<u>0</u>	<u>0</u>
TOTAL OTHER FINANCING SOURCES (USES)	0	0
Excess of Revenues and Other Financing Sources Over (Under) Expenditures and Other Financing Uses	(11,718)	(3,829)
FUND EQUITY AT BEGINNING OF YEAR	<u>169,233</u>	<u>173,062</u>
FUND EQUITY AT END OF YEAR	<u>\$157,515</u>	<u>\$169,233</u>

CITY OF SHAKER HEIGHTS, OHIO
 FAIR HOUSING GRANT SPECIAL REVENUE FUND
 COMPARATIVE SCHEDULE OF REVENUES, EXPENDITURES, ENCUMBRANCES AND CHANGES IN FUND BALANCE
 BUDGETARY BASIS AND ACTUAL (NON GAAP BUDGET)
 FOR THE FISCAL YEAR ENDED DECEMBER 31, 2001
WITH COMPARATIVE TOTALS FOR THE FISCAL YEAR ENDED DECEMBER 31, 2000

	2001			2000		
	Budget	Actual	Variance Favorable (Unfavorable)	Budget	Actual	Variance Favorable (Unfavorable)
Revenues and Other Financing Sources						
Revenues:						
Intergovernmental Grants & Contracts	\$16,700	\$0	(\$16,700)	\$16,700	\$0	(\$16,700)
Interest Earnings	3,000	7,403	4,403	4,000	8,309	4,309
Total Revenues and Other Financing Sources	\$19,700	\$7,403	(\$12,297)	\$20,700	\$8,309	(\$12,391)
Expenditures and Other Financing Uses						
Current:						
General Government	\$95,700	\$18,148	\$77,552	\$112,400	\$12,650	\$99,750
Capital Outlay	0	0	0	0	0	0
Total Expenditures and Other Financing Uses	\$95,700	\$18,148	\$77,552	\$112,400	\$12,650	\$99,750
Excess of Revenues and Other Sources Over/(Under) Expenditures and Other Uses	(\$76,000)	(\$10,745)	\$65,255	(\$91,700)	(\$4,341)	\$87,359
Cash Fund Balance - January 1	169,233	169,233	0	173,291	173,291	0
Prior Year's Reserve For Encumbrances Outstanding At December 31	0	0	0	0	0	0
Current Year Cash Expenditures Against Prior Year's Cash Fund Balance Reserved For Encumbrance	(303)	0	303	(40)	(20)	20
Cash Fund Balance - December 31						
Unreserved	\$92,930	\$158,488	\$65,558	\$81,551	\$168,930	\$87,379
Reserved for Encumbrances - All Budget Years		114			303	
Total Cash Fund Balance - December 31		\$158,602			\$169,233	

City of Shaker Heights

***Community Preservation
Partnership***



Comparative Financial Statements

**To account for the Gund and Cleveland Foundation
Grant monies to be used for home improvement
education and mortgage assistance.**

**CITY OF SHAKER HEIGHTS, OHIO
COMMUNITY PRESERVATION PARTNERSHIP SPECIAL REVENUE FUND
COMPARATIVE BALANCE SHEET
DECEMBER 31, 2001 AND 2000**

<u>ASSETS</u>	<u>2001</u>	<u>2000</u>
Equity In City Treasury Cash	\$424,917	\$349,859
Receivables (Net of Allowance For Uncollectibles)		
Taxes	0	0
Accounts	0	0
Deferred Special Assessments	41,637	56,964
Due From Other Funds	0	0
Due From Other Governments	0	0
Prepaid Items	0	0
	<hr/>	<hr/>
TOTAL ASSETS	<u>\$466,554</u>	<u>\$406,823</u>
 <u>LIABILITIES AND FUND BALANCE</u>		
Liabilities:		
Vouchers and Accounts Payable	\$1,205	\$2,050
Accrued Wages And Benefits	0	0
Compensated Absences	0	0
Due To Other Funds	0	0
Deferred Revenue	41,637	56,964
Notes Payable	0	0
Notes Premium Payable	0	0
	<hr/>	<hr/>
Total Liabilities	<u>42,842</u>	<u>59,014</u>
Fund Balance:		
Reserved For Encumbrances	38,273	29,029
Reserved For Prepaid Items	0	0
Unreserved	385,439	318,780
	<hr/>	<hr/>
Total Fund Balance	<u>423,712</u>	<u>347,809</u>
	<hr/>	<hr/>
TOTAL LIABILITIES AND FUND BALANCE	<u>\$466,554</u>	<u>\$406,823</u>

**THE CITY OF SHAKER HEIGHTS, OHIO
COMMUNITY PRESERVATION PARTNERSHIP SPECIAL REVENUE FUND
COMPARATIVE STATEMENT OF REVENUES, EXPENDITURES
AND CHANGES IN FUND BALANCE
FOR THE FISCAL YEAR ENDED DECEMBER 31, 2001
WITH COMPARATIVE TOTALS FOR FISCAL YEAR ENDED DECEMBER 31, 2000**

	<u>2001</u>	<u>2000</u>
REVENUES:		
Property Taxes	\$0	\$0
State Levied Shared Taxes	0	0
Intergovernmental Grants and Contracts	0	0
Charges For Services	15,328	1,400
Fees, Licenses and Permits	0	0
Interest Earnings	0	0
Special Assessments	0	0
Fines and Forfeitures	0	0
All Other Revenue	0	0
	<u>15,328</u>	<u>1,400</u>
TOTAL REVENUES	15,328	1,400
EXPENDITURES:		
Current:		
Security of Persons and Property	0	0
Community Environment	184,425	145,669
Basic Utility Services	0	0
Transportation	0	0
General Government	0	0
Capital Outlay	0	0
Debt Service:		
Principal	0	0
Interest and Fiscal Charges	0	0
	<u>184,425</u>	<u>145,669</u>
TOTAL EXPENDITURES	184,425	145,669
Excess of Revenues Over (Under) Expenditures	<u>(169,097)</u>	<u>(144,269)</u>
OTHER FINANCING SOURCES (USES)		
Operating Transfers - In	275,000	181,600
Operating Transfers - Out	<u>(30,000)</u>	<u>0</u>
TOTAL OTHER FINANCING SOURCES (USES)	245,000	181,600
Excess of Revenues and Other Financing Sources Over (Under) Expenditures and Other Financing Uses	75,903	37,331
FUND EQUITY AT BEGINNING OF YEAR	347,809	310,478
FUND EQUITY AT END OF YEAR	<u>\$423,712</u>	<u>\$347,809</u>

CITY OF SHAKER HEIGHTS, OHIO
COMMUNITY PRESERVATION PARTNERSHIP SPECIAL REVENUE FUND
COMPARATIVE SCHEDULE OF REVENUES, EXPENDITURES, ENCUMBRANCES AND CHANGES IN FUND BALANCE
BUDGETARY BASIS AND ACTUAL (NON GAAP BUDGET)
FOR THE FISCAL YEAR ENDED DECEMBER 31, 2001
WITH COMPARATIVE TOTALS FOR THE FISCAL YEAR ENDED DECEMBER 31, 2000

	2001			2000		
	Budget	Actual	Variance Favorable (Unfavorable)	Budget	Actual	Variance Favorable (Unfavorable)
Revenues and Other Financing Sources						
Revenues:						
Charges for Services	\$31,800	\$15,328	(\$16,472)	\$0	\$1,400	\$1,400
Interest Earnings	0	0	0	0	0	0
Other Financing Sources:						
Operating Transfers In	275,000	275,000	0	181,600	181,600	0
Total Revenues and Other Financing Sources	\$306,800	\$290,328	(\$16,472)	\$181,600	\$183,000	\$1,400
Expenditures and Other Financing Uses						
Current:						
Community Environment	\$577,380	\$197,357	\$380,023	\$490,652	\$173,272	\$317,380
Other Financing Uses:						
Operating Transfers Out	30,000	30,000	0	0	0	0
Total Expenditures and Other Financing Uses	\$607,380	\$227,357	\$380,023	\$490,652	\$173,272	\$317,380
Excess of Revenues and Other Sources Over/(Under) Expenditures and Other Uses	(\$300,580)	\$62,971	\$363,551	(\$309,052)	\$9,728	\$318,780
Cash Fund Balance - January 1	349,859	349,859	0	310,478	310,478	0
Prior Year's Reserve For Encumbrances Outstanding At December 31	(15,915)	(15,915)	0	(1,426)	(1,426)	0
Current Year Cash Expenditures Against Prior Year's Cash Fund Balance Reserved For Encumbrance	(15,164)	(10,271)	4,893	0	0	0
Cash Fund Balance - December 31						
Unreserved	\$18,200	\$386,644	\$368,444	\$0	\$318,780	\$318,780
Reserved for Encumbrances - All Budget Years		38,273			31,079	
Total Cash Fund Balance - December 31		\$424,917			\$349,859	

City of Shaker Heights

Law Enforcement Grants



Comparative Financial Statements

To account for grants received by the Shaker Heights Police Department whose primary purpose is to reduce the amounts and effects of external harm to individuals and property.

**CITY OF SHAKER HEIGHTS, OHIO
LAW ENFORCEMENT GRANTS SPECIAL REVENUE FUND
COMPARATIVE BALANCE SHEET
DECEMBER 31, 2001 AND 2000**

<u>ASSETS</u>	<u>2001</u>	<u>2000</u>
Equity In City Treasury Cash	\$35,687	\$34,529
Receivables (Net of Allowance For Uncollectibles)		
Taxes	0	0
Accounts	0	0
Deferred Special Assessments	0	0
Due From Other Funds	0	0
Due From Other Governments	31,746	7,572
Prepaid Items	0	0
	<hr/>	<hr/>
TOTAL ASSETS	<u>\$67,433</u>	<u>\$42,101</u>
 <u>LIABILITIES AND FUND BALANCE</u>		
Liabilities:		
Vouchers and Accounts Payable	\$19,370	\$24,895
Accrued Wages And Benefits	173	740
Compensated Absences	0	2,089
Due To Other Funds	0	5,722
Deferred Revenue	0	0
Notes Payable	0	0
Notes Premium Payable	0	0
	<hr/>	<hr/>
Total Liabilities	<u>19,543</u>	<u>33,446</u>
 Fund Balance:		
Reserved For Encumbrances	637	592
Reserved For Prepaid Items	0	0
Unreserved	47,253	8,063
	<hr/>	<hr/>
Total Fund Balance	<u>47,890</u>	<u>8,655</u>
	<hr/>	<hr/>
TOTAL LIABILITIES AND FUND BALANCE	<u>\$67,433</u>	<u>\$42,101</u>

**THE CITY OF SHAKER HEIGHTS, OHIO
LAW ENFORCEMENT GRANTS SPECIAL REVENUE FUND
COMPARATIVE STATEMENT OF REVENUES, EXPENDITURES
AND CHANGES IN FUND BALANCE
FOR THE FISCAL YEAR ENDED DECEMBER 31, 2001
WITH COMPARATIVE TOTALS FOR FISCAL YEAR ENDED DECEMBER 31, 2000**

	<u>2001</u>	<u>2000</u>
REVENUES:		
Property Taxes	\$0	\$0
State Levied Shared Taxes	0	0
Intergovernmental Grants and Contracts	91,639	82,888
Charges For Services	0	0
Fees, Licenses and Permits	0	0
Interest Earnings	1,512	844
Special Assessments	0	0
Fines and Forfeitures	0	0
All Other Revenue	0	0
	<u>93,151</u>	<u>83,732</u>
TOTAL REVENUES		
EXPENDITURES:		
Current:		
Security of Persons and Property	35,751	112,623
Community Environment	0	0
Basic Utility Services	0	0
Transportation	0	0
General Government	0	0
Capital Outlay	19,370	3,412
Debt Service:		
Principal	0	0
Interest and Fiscal Charges	0	0
	<u>55,121</u>	<u>116,035</u>
TOTAL EXPENDITURES		
Excess of Revenues Over (Under) Expenditures	<u>38,030</u>	<u>(32,303)</u>
OTHER FINANCING SOURCES (USES)		
Operating Transfers - In	7,358	32,119
Operating Transfers - Out	<u>(6,153)</u>	<u>(19,687)</u>
TOTAL OTHER FINANCING SOURCES (USES)	<u>1,205</u>	<u>12,432</u>
Excess of Revenues and Other Financing Sources Over (Under) Expenditures and Other Financing Uses	39,235	(19,871)
FUND EQUITY AT BEGINNING OF YEAR	<u>8,655</u>	<u>28,526</u>
FUND EQUITY AT END OF YEAR	<u><u>\$47,890</u></u>	<u><u>\$8,655</u></u>

CITY OF SHAKER HEIGHTS, OHIO
LAW ENFORCEMENT GRANTS SPECIAL REVENUE FUND
COMPARATIVE SCHEDULE OF REVENUES, EXPENDITURES, ENCUMBRANCES AND CHANGES IN FUND BALANCE
BUDGETARY BASIS AND ACTUAL (NON GAAP BUDGET)
FOR THE FISCAL YEAR ENDED DECEMBER 31, 2001
WITH COMPARATIVE TOTALS FOR THE FISCAL YEAR ENDED DECEMBER 31, 2000

	2001			2000		
	Budget	Actual	Variance Favorable (Unfavorable)	Budget	Actual	Variance Favorable (Unfavorable)
Revenues and Other Financing Sources						
Revenues:						
Intergovernmental Grants & Contracts	\$79,849	\$67,465	(\$12,384)	\$135,076	\$89,875	(\$45,201)
Interest Earnings	600	1,512	912	400	844	444
Other Financing Sources:						
Operating Transfers In	7,611	7,358	(253)	32,119	32,119	0
Advances In	3,150	3,150	0	21,250	21,250	0
Total Revenues and Other Financing Sources	\$91,210	\$79,485	(\$11,725)	\$188,845	\$144,088	(\$44,757)
Expenditures and Other Financing Uses						
Current:						
Security of Persons and Property	\$55,645	\$36,533	\$19,112	\$136,107	\$114,944	\$21,163
Capital Outlay	23,439	2,783	20,656	23,439	3,412	20,027
Other Financing Uses:						
Operating Transfers Out	10,275	6,153	4,122	22,200	19,687	2,513
Advances Out	8,872	8,872	0	58,723	53,001	5,722
Total Expenditures and Other Financing Uses	\$98,231	\$54,341	\$43,890	\$240,469	\$191,044	\$49,425
Excess of Revenues and Other Sources Over/(Under) Expenditures and Other Uses	(\$7,021)	\$25,144	\$32,165	(\$51,624)	(\$46,956)	\$4,668
Cash Fund Balance - January 1	34,529	34,529	0	60,374	60,374	0
Prior Year's Reserve For Encumbrances Outstanding At December 31	0	0	0	(273)	(273)	0
Current Year Cash Expenditures Against Prior Year's Cash Fund Balance Reserved For Encumbrance	(27,475)	(26,794)	681	(8,475)	(6,091)	2,384
Cash Fund Balance - December 31						
Unreserved	\$33	\$32,879	\$32,846	\$2	\$7,054	\$7,052
Reserved for Encumbrances - All Budget Years		2,808			27,475	
Total Cash Fund Balance - December 31		\$35,687			\$34,529	

City of Shaker Heights

Court Community Service Fund



Comparative Financial Statements

To account for the collection and use of an additional court cost imposed by the Shaker Heights municipal Court, under the authority of Ohio Revised Code Section 1901-26, on each DUI and substance related offenses as well as first-offender criminal cases to fund court community service programming.

**CITY OF SHAKER HEIGHTS, OHIO
 COURT COMMUNITY SERVICE SPECIAL REVENUE FUND
 COMPARATIVE BALANCE SHEET
DECEMBER 31, 2001 AND 2000**

<u>ASSETS</u>	<u>2001</u>	<u>2000</u>
Equity In City Treasury Cash	\$10,833	\$6,647
Receivables (Net of Allowance For Uncollectibles)		
Taxes	0	0
Accounts	0	0
Deferred Special Assessments	0	0
Due From Other Funds	640	368
Due From Other Governments	0	0
Prepaid Items	0	0
	<hr/>	<hr/>
TOTAL ASSETS	<u>\$11,473</u>	<u>\$7,015</u>
 <u>LIABILITIES AND FUND BALANCE</u>		
Liabilities:		
Vouchers and Accounts Payable	\$0	\$0
Accrued Wages And Benefits	0	0
Compensated Absences	0	0
Due To Other Funds	0	0
Deferred Revenue	0	0
Notes Payable	0	0
Notes Premium Payable	0	0
	<hr/>	<hr/>
Total Liabilities	<u>0</u>	<u>0</u>
Fund Balance:		
Reserved For Encumbrances	276	244
Reserved For Prepaid Items	0	0
Unreserved	11,197	6,771
	<hr/>	<hr/>
Total Fund Balance	<u>11,473</u>	<u>7,015</u>
	<hr/>	<hr/>
TOTAL LIABILITIES AND FUND BALANCE	<u>\$11,473</u>	<u>\$7,015</u>

**THE CITY OF SHAKER HEIGHTS, OHIO
 COURT COMMUNITY SERVICE SPECIAL REVENUE FUND
 COMPARATIVE STATEMENT OF REVENUES, EXPENDITURES
 AND CHANGES IN FUND BALANCE
 FOR THE FISCAL YEAR ENDED DECEMBER 31, 2001
 WITH COMPARATIVE TOTALS FOR FISCAL YEAR ENDED DECEMBER 31, 2000**

	<u>2001</u>	<u>2000</u>
REVENUES:		
Property Taxes	\$0	\$0
State Levied Shared Taxes	0	0
Intergovernmental Grants and Contracts	0	0
Charges For Services	7,347	6,281
Fees, Licenses and Permits	0	0
Interest Earnings	394	248
Special Assessments	0	0
Fines and Forfeitures	0	0
All Other Revenue	0	0
	<u>7,741</u>	<u>6,529</u>
TOTAL REVENUES		
EXPENDITURES:		
Current:		
Security of Persons and Property	0	0
Community Environment	0	0
Basic Utility Services	0	0
Transportation	0	0
General Government	3,283	2,984
Capital Outlay	0	0
Debt Service:		
Principal	0	0
Interest and Fiscal Charges	0	0
	<u>3,283</u>	<u>2,984</u>
TOTAL EXPENDITURES		
Excess of Revenues Over (Under) Expenditures	4,458	3,545
OTHER FINANCING SOURCES (USES)		
Operating Transfers - In	0	0
Operating Transfers - Out	0	0
	<u>0</u>	<u>0</u>
TOTAL OTHER FINANCING SOURCES (USES)		
Excess of Revenues and Other Financing Sources Over (Under) Expenditures and Other Financing Uses	4,458	3,545
FUND EQUITY AT BEGINNING OF YEAR	<u>7,015</u>	<u>3,470</u>
FUND EQUITY AT END OF YEAR	<u><u>\$11,473</u></u>	<u><u>\$7,015</u></u>

CITY OF SHAKER HEIGHTS, OHIO
 COURT COMMUNITY SERVICE SPECIAL REVENUE FUND
 COMPARATIVE SCHEDULE OF REVENUES, EXPENDITURES, ENCUMBRANCES AND CHANGES IN FUND BALANCE
 BUDGETARY BASIS AND ACTUAL (NON GAAP BUDGET)
 FOR THE FISCAL YEAR ENDED DECEMBER 31, 2001
WITH COMPARATIVE TOTALS FOR THE FISCAL YEAR ENDED DECEMBER 31, 2000

	2001			2000		
	Budget	Actual	Variance Favorable (Unfavorable)	Budget	Actual	Variance Favorable (Unfavorable)
Revenues and Other Financing Sources						
Revenues:						
Charges for Services	\$5,000	\$7,075	\$2,075	\$4,200	\$6,190	\$1,990
Interest Earnings	200	394	194	200	248	48
Total Revenues and Other Financing Sources	\$5,200	\$7,469	\$2,269	\$4,400	\$6,438	\$2,038
Expenditures and Other Financing Uses						
Current:						
General Government	\$5,000	\$3,315	\$1,685	\$4,200	\$2,925	\$1,275
Total Expenditures and Other Financing Uses	\$5,000	\$3,315	\$1,685	\$4,200	\$2,925	\$1,275
Excess of Revenues and Other Sources Over/(Under) Expenditures and Other Uses	\$200	\$4,154	\$3,954	\$200	\$3,513	\$3,313
Cash Fund Balance - January 1	6,647	6,647	0	3,193	3,193	0
Prior Year's Reserve For Encumbrances Outstanding At December 31	0	0	0	0	0	0
Current Year Cash Expenditures Against Prior Year's Cash Fund Balance Reserved For Encumbrance	(244)	(244)	0	(303)	(303)	0
Cash Fund Balance - December 31	\$6,603	\$10,557	\$3,954	\$3,090	\$6,403	\$3,313
Unreserved						
Reserved for Encumbrances - All Budget Years		276			244	
Total Cash Fund Balance - December 31		\$10,833			\$6,647	

City of Shaker Heights

***Court Alternate Dispute
Resolution Fund***



Comparative Financial Statements

To account for the collection and use of an additional court cost imposed by the Shaker Heights Municipal Court, under the authority of Ohio Revised Code Section 1901-26, on each civil and small claim case to fund alternate dispute resolution programming and materials.

CITY OF SHAKER HEIGHTS, OHIO
 COURT ALTERNATE DISPUTE RESOLUTION SPECIAL REVENUE FUND
 COMPARATIVE BALANCE SHEET
DECEMBER 31, 2001 AND 2000

<u>ASSETS</u>	<u>2001</u>	<u>2000</u>
Equity In City Treasury Cash	\$19,223	\$15,486
Receivables (Net of Allowance For Uncollectibles)		
Taxes	0	0
Accounts	0	0
Deferred Special Assessments	0	0
Due From Other Funds	3,096	2,466
Due From Other Governments	0	0
Prepaid Items	0	0
	<u>0</u>	<u>0</u>
TOTAL ASSETS	<u>\$22,319</u>	<u>\$17,952</u>
 <u>LIABILITIES AND FUND BALANCE</u>		
Liabilities:		
Vouchers and Accounts Payable	\$0	\$0
Accrued Wages And Benefits	1,350	781
Compensated Absences	0	0
Due To Other Funds	0	0
Deferred Revenue	0	0
Notes Payable	0	0
Notes Premium Payable	0	0
	<u>0</u>	<u>0</u>
Total Liabilities	<u>1,350</u>	<u>781</u>
Fund Balance:		
Reserved For Encumbrances	0	0
Reserved For Prepaid Items	0	0
Unreserved	20,969	17,171
	<u>20,969</u>	<u>17,171</u>
Total Fund Balance	<u>20,969</u>	<u>17,171</u>
TOTAL LIABILITIES AND FUND BALANCE	<u>\$22,319</u>	<u>\$17,952</u>

**THE CITY OF SHAKER HEIGHTS, OHIO
 COURT ALTERNATE DISPUTE RESOLUTION SPECIAL REVENUE FUND
 COMPARATIVE STATEMENT OF REVENUES, EXPENDITURES
 AND CHANGES IN FUND BALANCE
 FOR THE FISCAL YEAR ENDED DECEMBER 31, 2001
 WITH COMPARATIVE TOTALS FOR FISCAL YEAR ENDED DECEMBER 31, 2000**

	<u>2001</u>	<u>2000</u>
REVENUES:		
Property Taxes	\$0	\$0
State Levied Shared Taxes	0	0
Intergovernmental Grants and Contracts	0	0
Charges For Services	35,545	34,362
Fees, Licenses and Permits	0	0
Interest Earnings	817	648
Special Assessments	0	0
Fines and Forfeitures	0	0
All Other Revenue	0	0
	<u>36,362</u>	<u>35,010</u>
TOTAL REVENUES		
EXPENDITURES:		
Current:		
Security of Persons and Property	408	0
Community Environment	0	0
Basic Utility Services	0	0
Transportation	0	0
General Government	32,156	30,481
Capital Outlay	0	0
Debt Service:		
Principal	0	0
Interest and Fiscal Charges	0	0
	<u>32,564</u>	<u>30,481</u>
TOTAL EXPENDITURES		
Excess of Revenues Over (Under) Expenditures	3,798	4,529
OTHER FINANCING SOURCES (USES)		
Operating Transfers - In	0	0
Operating Transfers - Out	0	0
	<u>0</u>	<u>0</u>
TOTAL OTHER FINANCING SOURCES (USES)		
Excess of Revenues and Other Financing Sources Over (Under) Expenditures and Other Financing Uses	<u>3,798</u>	<u>4,529</u>
FUND EQUITY AT BEGINNING OF YEAR	<u>17,171</u>	<u>12,642</u>
FUND EQUITY AT END OF YEAR	<u><u>\$20,969</u></u>	<u><u>\$17,171</u></u>

CITY OF SHAKER HEIGHTS, OHIO
 COURT ALTERNATE DISPUTE RESOLUTION SPECIAL REVENUE FUND
 COMPARATIVE SCHEDULE OF REVENUES, EXPENDITURES, ENCUMBRANCES AND CHANGES IN FUND BALANCE
 BUDGETARY BASIS AND ACTUAL (NON GAAP BUDGET)
 FOR THE FISCAL YEAR ENDED DECEMBER 31, 2001
WITH COMPARATIVE TOTALS FOR THE FISCAL YEAR ENDED DECEMBER 31, 2000

	2001			2000		
	Budget	Actual	Variance Favorable (Unfavorable)	Budget	Actual	Variance Favorable (Unfavorable)
Revenues and Other Financing Sources						
Revenues:						
Charges for Services	\$34,900	\$34,915	\$15	\$34,400	\$32,846	(\$1,554)
Interest Earnings	700	817	117	500	648	148
Total Revenues and Other Financing Sources	\$35,600	\$35,732	\$132	\$34,900	\$33,494	(\$1,406)
Expenditures and Other Financing Uses						
Current:						
General Government	\$33,800	\$32,524	\$1,276	\$32,200	\$30,113	\$2,087
Total Expenditures and Other Financing Uses	\$33,800	\$32,524	\$1,276	\$32,200	\$30,113	\$2,087
Excess of Revenues and Other Sources Over/(Under) Expenditures and Other Uses	\$1,800	\$3,208	\$1,408	\$2,700	\$3,381	\$681
Cash Fund Balance - January 1	15,486	15,486	0	11,692	11,692	0
Prior Year's Reserve For Encumbrances Outstanding At December 31	0	0	0	0	0	0
Current Year Cash Expenditures Against Prior Year's Cash Fund Balance Reserved For Encumbrance	(413)	(413)	0	0	0	0
Cash Fund Balance - December 31	\$16,873	\$18,281	\$1,408	\$14,392	\$15,073	\$681
Unreserved						
Reserved for Encumbrances - All Budget Years		942			413	
Total Cash Fund Balance - December 31		\$19,223			\$15,486	

City of Shaker Heights

Ohio Court Security Grant Project Fund



Comparative Financial Statements

To account for a grant received from the State of Ohio to be used to upgrade court security by replacing door entry locks with a computerized keyless entry system

CITY OF SHAKER HEIGHTS, OHIO
 OHIO COURT SECURITY GRANT PROJECT SPECIAL REVENUE FUND
 COMPARATIVE BALANCE SHEET
DECEMBER 31, 2001 AND 2000

<u>ASSETS</u>	<u>2001</u>	<u>2000</u>
Equity In City Treasury Cash	\$30,889	\$29,536
Receivables (Net of Allowance For Uncollectibles)		
Taxes	0	0
Accounts	0	0
Deferred Special Assessments	0	0
Due From Other Funds	0	0
Due From Other Governments	0	0
Prepaid Items	0	0
	<hr/>	<hr/>
TOTAL ASSETS	<u>\$30,889</u>	<u>\$29,536</u>
 <u>LIABILITIES AND FUND BALANCE</u>		
Liabilities:		
Vouchers and Accounts Payable	\$25,000	\$0
Accrued Wages And Benefits	0	0
Compensated Absences	0	0
Due To Other Funds	0	0
Deferred Revenue	0	0
Notes Payable	0	0
Notes Premium Payable	0	0
	<hr/>	<hr/>
Total Liabilities	<u>25,000</u>	<u>0</u>
Fund Balance:		
Reserved For Encumbrances	0	0
Reserved For Prepaid Items	0	0
Unreserved	5,889	29,536
	<hr/>	<hr/>
Total Fund Balance	<u>5,889</u>	<u>29,536</u>
TOTAL LIABILITIES AND FUND BALANCE	<u>\$30,889</u>	<u>\$29,536</u>

**THE CITY OF SHAKER HEIGHTS, OHIO
OHIO COURT SECURITY GRANT PROJECT SPECIAL REVENUE FUND
COMPARATIVE STATEMENT OF REVENUES, EXPENDITURES
AND CHANGES IN FUND BALANCE
FOR THE FISCAL YEAR ENDED DECEMBER 31, 2001
WITH COMPARATIVE TOTALS FOR FISCAL YEAR ENDED DECEMBER 31, 2000**

	<u>2001</u>	<u>2000</u>
REVENUES:		
Property Taxes	\$0	\$0
State Levied Shared Taxes	0	0
Intergovernmental Grants and Contracts	0	0
Charges For Services	0	0
Fees, Licenses and Permits	0	0
Interest Earnings	1,353	1,411
Special Assessments	0	0
Fines and Forfeitures	0	0
All Other Revenue	0	0
	<u>1,353</u>	<u>1,411</u>
TOTAL REVENUES		
	<u>1,353</u>	<u>1,411</u>
EXPENDITURES:		
Current:		
Security of Persons and Property	0	0
Community Environment	0	0
Basic Utility Services	0	0
Transportation	0	0
General Government	0	0
Capital Outlay	25,000	0
Debt Service:		
Principal	0	0
Interest and Fiscal Charges	0	0
	<u>25,000</u>	<u>0</u>
TOTAL EXPENDITURES		
	<u>25,000</u>	<u>0</u>
Excess of Revenues Over (Under) Expenditures	<u>(23,647)</u>	<u>1,411</u>
OTHER FINANCING SOURCES (USES)		
Operating Transfers - In	0	0
Operating Transfers - Out	0	0
	<u>0</u>	<u>0</u>
TOTAL OTHER FINANCING SOURCES (USES)		
	<u>0</u>	<u>0</u>
Excess of Revenues and Other Financing Sources Over (Under) Expenditures and Other Financing Uses	<u>(23,647)</u>	<u>1,411</u>
FUND EQUITY AT BEGINNING OF YEAR	<u>29,536</u>	<u>28,125</u>
FUND EQUITY AT END OF YEAR	<u><u>\$5,889</u></u>	<u><u>\$29,536</u></u>

CITY OF SHAKER HEIGHTS, OHIO
 OHIO COURT SECURITY GRANT PROJECT SPECIAL REVENUE FUND
 COMPARATIVE SCHEDULE OF REVENUES, EXPENDITURES, ENCUMBRANCES AND CHANGES IN FUND BALANCE
 BUDGETARY BASIS AND ACTUAL (NON GAAP BUDGET)
 FOR THE FISCAL YEAR ENDED DECEMBER 31, 2001
WITH COMPARATIVE TOTALS FOR THE FISCAL YEAR ENDED DECEMBER 31, 2000

	2001			2000		
	Budget	Actual	Variance Favorable (Unfavorable)	Budget	Actual	Variance Favorable (Unfavorable)
Revenues and Other Financing Sources						
Revenues:						
Intergovernmental Grants & Contracts	\$0	\$0	\$0	\$0	\$0	\$0
Interest Earnings	500	1,353	853	0	1,411	1,411
Total Revenues and Other Financing Sources	\$500	\$1,353	\$853	\$0	\$1,411	\$1,411
Expenditures and Other Financing Uses						
Current:						
General Government	\$0	\$0	\$0	\$0	\$0	\$0
Capital Outlay	29,200	25,000	4,200	28,125	0	28,125
Total Expenditures and Other Financing Uses	\$29,200	\$25,000	\$4,200	\$28,125	\$0	\$28,125
Excess of Revenues and Other Sources Over/(Under) Expenditures and Other Uses	(\$28,700)	(\$23,647)	\$5,053	(\$28,125)	\$1,411	\$29,536
Cash Fund Balance - January 1	29,536	29,536	0	28,125	28,125	0
Prior Year's Reserve For Encumbrances Outstanding At December 31	0	0	0	0	0	0
Current Year Cash Expenditures Against Prior Year's Cash Fund Balance Reserved For Encumbrance	0	0	0	0	0	0
Cash Fund Balance - December 31 Unreserved	<u>\$836</u>	<u>\$5,889</u>	<u>\$5,053</u>	<u>\$0</u>	<u>\$29,536</u>	<u>\$29,536</u>
Reserved for Encumbrances - All Budget Years		25,000			0	
Total Cash Fund Balance - December 31		<u><u>\$30,889</u></u>			<u><u>\$29,536</u></u>	

City of Shaker Heights

High Intensity Drug Trafficking Area (HIDTA) Grant Fund



Comparative Financial Statements

The City is the grantee and acts as fiscal agent for the Federally Funded Ohio HIDTA. The HIDTA Program functions as a coordination umbrella by forging partnership among local, State and federal law enforcement agencies in designated areas to combine resources and efforts in order to reduce drug trafficking and distribution.

CITY OF SHAKER HEIGHTS, OHIO
HIGH INTENSITY DRUG TRAFFICKING AREA GRANT
SPECIAL REVENUE FUND
COMPARATIVE BALANCE SHEET
DECEMBER 31, 2001 AND 2000

<u>ASSETS</u>	<u>2001</u>	<u>2000</u>
Equity In City Treasury Cash	\$7,774	\$4,115
Receivables (Net of Allowance For Uncollectibles)		
Taxes	0	0
Accounts	0	0
Deferred Special Assessments	0	0
Due From Other Funds	0	0
Due From Other Governments	406,248	222,644
Prepaid Items	52,641	35,075
	<u>52,641</u>	<u>35,075</u>
TOTAL ASSETS	<u>\$466,663</u>	<u>\$261,834</u>
 <u>LIABILITIES AND FUND BALANCE</u>		
Liabilities:		
Vouchers and Accounts Payable	\$189,817	\$147,912
Accrued Wages And Benefits	18,524	11,234
Compensated Absences	1,566	1,520
Due To Other Funds	204,115	66,093
Deferred Revenue	0	0
Notes Payable	0	0
Notes Premium Payable	0	0
	<u>0</u>	<u>0</u>
Total Liabilities	<u>414,022</u>	<u>226,759</u>
Fund Balance:		
Reserved For Encumbrances	0	0
Reserved For Prepaid Items	52,641	35,075
Unreserved	0	0
	<u>0</u>	<u>0</u>
Total Fund Balance	<u>52,641</u>	<u>35,075</u>
TOTAL LIABILITIES AND FUND BALANCE	<u>\$466,663</u>	<u>\$261,834</u>

**THE CITY OF SHAKER HEIGHTS, OHIO
HIGH INTENSITY DRUG TRAFFICKING AREA GRANT SPECIAL REVENUE FUND
COMPARATIVE STATEMENT OF REVENUES, EXPENDITURES
AND CHANGES IN FUND BALANCE
FOR THE FISCAL YEAR ENDED DECEMBER 31, 2001
WITH COMPARATIVE TOTALS FOR FISCAL YEAR ENDED DECEMBER 31, 2000**

	<u>2001</u>	<u>2000</u>
REVENUES:		
Property Taxes	\$0	\$0
State Levied Shared Taxes	0	0
Intergovernmental Grants and Contracts	1,638,906	872,991
Charges For Services	0	0
Fees, Licenses and Permits	0	0
Interest Earnings	0	0
Special Assessments	0	0
Fines and Forfeitures	0	0
All Other Revenue	4,847	0
	<u>1,643,753</u>	<u>872,991</u>
TOTAL REVENUES		
	<u>1,643,753</u>	<u>872,991</u>
EXPENDITURES:		
Current:		
Security of Persons and Property	1,156,513	682,670
Community Environment	0	0
Basic Utility Services	0	0
Transportation	0	0
General Government	0	0
Capital Outlay	469,674	155,246
Debt Service:		
Principal	0	0
Interest and Fiscal Charges	0	0
	<u>1,626,187</u>	<u>837,916</u>
TOTAL EXPENDITURES		
	<u>1,626,187</u>	<u>837,916</u>
Excess of Revenues Over (Under) Expenditures	17,566	35,075
OTHER FINANCING SOURCES (USES)		
Operating Transfers - In	0	0
Operating Transfers - Out	0	0
	<u>0</u>	<u>0</u>
TOTAL OTHER FINANCING SOURCES (USES)		
	<u>0</u>	<u>0</u>
Excess of Revenues and Other Financing Sources Over (Under) Expenditures and Other Financing Uses	17,566	35,075
	<u>17,566</u>	<u>35,075</u>
FUND EQUITY AT BEGINNING OF YEAR	<u>35,075</u>	<u>0</u>
FUND EQUITY AT END OF YEAR	<u>\$52,641</u>	<u>\$35,075</u>

CITY OF SHAKER HEIGHTS, OHIO
HIGH INTENSITY DRUG TRAFFICKING AREA GRANT SPECIAL REVENUE FUND
COMPARATIVE SCHEDULE OF REVENUES, EXPENDITURES, ENCUMBRANCES AND CHANGES IN FUND BALANCE
BUDGETARY BASIS AND ACTUAL (NON GAAP BUDGET)
FOR THE FISCAL YEAR ENDED DECEMBER 31, 2001
WITH COMPARATIVE TOTALS FOR THE FISCAL YEAR ENDED DECEMBER 31, 2000

	2001			2000		
	Budget	Actual	Variance Favorable (Unfavorable)	Budget	Actual	Variance Favorable (Unfavorable)
Revenues and Other Financing Sources						
Revenues:						
Intergovernmental Grants & Contracts	\$2,634,850	\$1,455,301	(\$1,179,549)	\$1,325,000	\$656,615	(\$668,385)
Other Revenues	0	4,847	4,847	0	0	0
Other Financing Sources:						
Advances In	50,000	138,022	88,022	50,000	66,093	16,093
Total Revenues and Other Financing Sources	\$2,684,850	\$1,598,170	(\$1,086,680)	\$1,375,000	\$722,708	(\$652,292)
Expenditures and Other Financing Uses						
Current:						
Security of Persons and Property	\$2,068,757	\$1,144,259	\$924,498	\$1,026,847	\$566,040	\$460,807
Capital Outlay	500,000	453,911	46,089	262,197	155,247	106,950
Other Financing Uses:						
Advances Out	116,093	0	116,093	50,000	6,400	43,600
Total Expenditures and Other Financing Uses	\$2,684,850	\$1,598,170	\$1,086,680	\$1,339,044	\$727,687	\$611,357
Excess of Revenues and Other Sources Over/(Under) Expenditures and Other Uses	\$0	\$0	\$0	\$35,956	(\$4,979)	(\$40,935)
Cash Fund Balance - January 1	4,115	4,115	0	4,979	4,979	0
Prior Year's Reserve For Encumbrances Outstanding At December 31	0	0	0	0	0	0
Current Year Cash Expenditures Against Prior Year's Cash Fund Balance Reserved For Encumbrance	(4,115)	(4,115)	0	0	0	0
Cash Fund Balance - December 31 Unreserved	\$0	\$0	\$0	\$40,935	\$0	(\$40,935)
Reserved for Encumbrances - All Budget Years		7,774			4,115	
Total Cash Fund Balance - December 31		\$7,774			\$4,115	

City of Shaker Heights

***Drug Free Community
Grant***



Comparative Financial Statements

To account for a \$100,000 grant received by the City's Health department whose primary purpose is to reduce and prevent the use of alcohol, tobacco and other drugs by the youth of Shaker Heights by influencing social norms regarding substance abuse.

CITY OF SHAKER HEIGHTS, OHIO
 DRUG FREE COMMUNITY GRANT SPECIAL REVENUE FUND
 COMPARATIVE BALANCE SHEET
DECEMBER 31, 2001 AND 2000

<u>ASSETS</u>	<u>2001</u>	<u>2000</u>
Equity In City Treasury Cash	\$0	\$0
Receivables (Net of Allowance For Uncollectibles)		
Taxes	0	0
Accounts	0	0
Deferred Special Assessments	0	0
Due From Other Funds	0	0
Due From Other Governments	0	0
Prepaid Items	0	0
	<hr/>	<hr/>
TOTAL ASSETS	<u>\$0</u>	<u>\$0</u>
 <u>LIABILITIES AND FUND BALANCE</u>		
Liabilities:		
Vouchers and Accounts Payable	\$0	\$0
Accrued Wages And Benefits	0	0
Compensated Absences	0	0
Due To Other Funds	0	0
Deferred Revenue	0	0
Notes Payable	0	0
Notes Premium Payable	0	0
	<hr/>	<hr/>
Total Liabilities	<u>0</u>	<u>0</u>
Fund Balance:		
Reserved For Encumbrances	0	0
Reserved For Prepaid Items	0	0
Unreserved	0	0
	<hr/>	<hr/>
Total Fund Balance	<u>0</u>	<u>0</u>
TOTAL LIABILITIES AND FUND BALANCE	<u>\$0</u>	<u>\$0</u>

**THE CITY OF SHAKER HEIGHTS, OHIO
DRUG FREE COMMUNITY GRANT SPECIAL REVENUE FUND
COMPARATIVE STATEMENT OF REVENUES, EXPENDITURES
AND CHANGES IN FUND BALANCE
FOR THE FISCAL YEAR ENDED DECEMBER 31, 2001
WITH COMPARATIVE TOTALS FOR FISCAL YEAR ENDED DECEMBER 31, 2000**

	<u>2001</u>	<u>2000</u>
REVENUES:		
Property Taxes	\$0	\$0
State Levied Shared Taxes	0	0
Intergovernmental Grants and Contracts	0	0
Charges For Services	0	0
Fees, Licenses and Permits	0	0
Interest Earnings	0	0
Special Assessments	0	0
Fines and Forfeitures	0	0
All Other Revenue	0	0
	<u>0</u>	<u>0</u>
TOTAL REVENUES	<u>0</u>	<u>0</u>
EXPENDITURES:		
Current:		
Security of Persons and Property	0	0
Community Environment	0	0
Basic Utility Services	0	0
Transportation	0	0
General Government	0	0
Capital Outlay	0	0
Debt Service:		
Principal	0	0
Interest and Fiscal Charges	0	0
	<u>0</u>	<u>0</u>
TOTAL EXPENDITURES	<u>0</u>	<u>0</u>
Excess of Revenues Over (Under) Expenditures	<u>0</u>	<u>0</u>
OTHER FINANCING SOURCES (USES)		
Operating Transfers - In	0	0
Operating Transfers - Out	0	0
	<u>0</u>	<u>0</u>
TOTAL OTHER FINANCING SOURCES (USES)	<u>0</u>	<u>0</u>
Excess of Revenues and Other Financing Sources Over (Under) Expenditures and Other Financing Uses	0	0
FUND EQUITY AT BEGINNING OF YEAR	<u>0</u>	<u>0</u>
FUND EQUITY AT END OF YEAR	<u><u>\$0</u></u>	<u><u>\$0</u></u>

CITY OF SHAKER HEIGHTS, OHIO
 DRUG FREE COMMUNITY GRANT SPECIAL REVENUE FUND
 COMPARATIVE SCHEDULE OF REVENUES, EXPENDITURES, ENCUMBRANCES AND CHANGES IN FUND BALANCE
 BUDGETARY BASIS AND ACTUAL (NON GAAP BUDGET)
 FOR THE FISCAL YEAR ENDED DECEMBER 31, 2001
WITH COMPARATIVE TOTALS FOR THE FISCAL YEAR ENDED DECEMBER 31, 2000

	2001			2000		
	Budget	Actual	Variance Favorable (Unfavorable)	Budget	Actual	Variance Favorable (Unfavorable)
Revenues and Other Financing Sources						
Revenues:						
Intergovernmental Grants & Contracts	\$100,000	\$0	(\$100,000)	\$0	\$0	\$0
Interest Earnings	0	0	0	0	0	0
Other Financing Sources:						
Operating Transfers In	0	0	0	0	0	0
Total Revenues and Other Financing Sources	<u>\$100,000</u>	<u>\$0</u>	<u>(\$100,000)</u>	<u>\$0</u>	<u>\$0</u>	<u>\$0</u>
Expenditures and Other Financing Uses						
Current:						
Public Health and Welfare	\$100,000	\$0	\$100,000	\$0	\$0	\$0
Total Expenditures and Other Financing Uses	<u>\$100,000</u>	<u>\$0</u>	<u>\$100,000</u>	<u>\$0</u>	<u>\$0</u>	<u>\$0</u>
Excess of Revenues and Other Sources Over/(Under) Expenditures and Other Uses	\$0	\$0	\$0	\$0	\$0	\$0
Cash Fund Balance - January 1	0	0	0	0	0	0
Prior Year's Reserve For Encumbrances Outstanding At December 31	0	0	0	0	0	0
Current Year Cash Expenditures Against Prior Year's Cash Fund Balance Reserved For Encumbrance	0	0	0	0	0	0
Cash Fund Balance - December 31						
Unreserved	<u>\$0</u>	<u>\$0</u>	<u>\$0</u>	<u>\$0</u>	<u>\$0</u>	<u>\$0</u>
Reserved for Encumbrances - All Budget Years		0			0	
Total Cash Fund Balance - December 31	<u>\$0</u>	<u>\$0</u>		<u>\$0</u>	<u>\$0</u>	

City of Shaker Heights

Street Lighting Assessment



Comparative Financial Statements

To account for funds received from the levy of special assessments against property with frontage on public streets for the legally restricted purpose of paying the cost of street lighting within the City.

**CITY OF SHAKER HEIGHTS, OHIO
STREET LIGHTING ASSESSMENT SPECIAL REVENUE FUND
COMPARATIVE BALANCE SHEET
DECEMBER 31, 2001 AND 2000**

<u>ASSETS</u>	<u>2001</u>	<u>2000</u>
Equity In City Treasury Cash	\$151,582	\$165,285
Receivables (Net of Allowance For Uncollectibles)		
Taxes	0	0
Accounts	0	0
Deferred Special Assessments	1,186,942	1,746,184
Due From Other Funds	0	0
Due From Other Governments	0	0
Prepaid Items	0	0
	<u>0</u>	<u>0</u>
TOTAL ASSETS	<u>\$1,338,524</u>	<u>\$1,911,469</u>
 <u>LIABILITIES AND FUND BALANCE</u>		
Liabilities:		
Vouchers and Accounts Payable	\$45,760	\$45,378
Accrued Wages And Benefits	0	0
Compensated Absences	0	0
Due To Other Funds	0	0
Deferred Revenue	1,186,942	1,746,184
Notes Payable	0	0
Notes Premium Payable	0	0
	<u>0</u>	<u>0</u>
Total Liabilities	<u>1,232,702</u>	<u>1,791,562</u>
 Fund Balance:		
Reserved For Encumbrances	1,143	0
Reserved For Prepaid Items	0	0
Unreserved	104,679	119,907
	<u>104,679</u>	<u>119,907</u>
Total Fund Balance	<u>105,822</u>	<u>119,907</u>
 TOTAL LIABILITIES AND FUND BALANCE	 <u>\$1,338,524</u>	 <u>\$1,911,469</u>

**THE CITY OF SHAKER HEIGHTS, OHIO
STREET LIGHTING SPECIAL ASSESSMENT SPECIAL REVENUE FUND
COMPARATIVE STATEMENT OF REVENUES, EXPENDITURES
AND CHANGES IN FUND BALANCE
FOR THE FISCAL YEAR ENDED DECEMBER 31, 2001
WITH COMPARATIVE TOTALS FOR FISCAL YEAR ENDED DECEMBER 31, 2000**

	<u>2001</u>	<u>2000</u>
REVENUES:		
Property Taxes	\$0	\$0
State Levied Shared Taxes	0	0
Intergovernmental Grants and Contracts	0	0
Charges For Services	0	0
Fees, Licenses and Permits	0	0
Interest Earnings	0	0
Special Assessments	557,460	554,785
Fines and Forfeitures	0	0
All Other Revenue	0	0
	<u>557,460</u>	<u>554,785</u>
TOTAL REVENUES	557,460	554,785
EXPENDITURES:		
Current:		
Security of Persons and Property	554,763	605,966
Community Environment	0	0
Basic Utility Services	0	0
Transportation	0	0
General Government	0	0
Capital Outlay	28,782	0
Debt Service:		
Principal	0	0
Interest and Fiscal Charges	0	0
	<u>583,545</u>	<u>605,966</u>
TOTAL EXPENDITURES	583,545	605,966
Excess of Revenues Over (Under) Expenditures	<u>(26,085)</u>	<u>(51,181)</u>
OTHER FINANCING SOURCES (USES)		
Operating Transfers - In	12,000	15,575
Operating Transfers - Out	0	0
	<u>12,000</u>	<u>15,575</u>
TOTAL OTHER FINANCING SOURCES (USES)	12,000	15,575
Excess of Revenues and Other Financing Sources Over (Under) Expenditures and Other Financing Uses	(14,085)	(35,606)
FUND EQUITY AT BEGINNING OF YEAR	<u>119,907</u>	<u>155,513</u>
FUND EQUITY AT END OF YEAR	<u><u>\$105,822</u></u>	<u><u>\$119,907</u></u>

CITY OF SHAKER HEIGHTS, OHIO
STREET LIGHTING ASSESSMENT SPECIAL REVENUE FUND
COMPARATIVE SCHEDULE OF REVENUES, EXPENDITURES, ENCUMBRANCES AND CHANGES IN FUND BALANCE
BUDGETARY BASIS AND ACTUAL (NON GAAP BUDGET)
FOR THE FISCAL YEAR ENDED DECEMBER 31, 2001
WITH COMPARATIVE TOTALS FOR THE FISCAL YEAR ENDED DECEMBER 31, 2000

	2001			2000		
	Budget	Actual	Variance Favorable (Unfavorable)	Budget	Actual	Variance Favorable (Unfavorable)
Revenues and Other Financing Sources						
Revenues:						
Special Assessments	\$571,200	\$557,460	(\$13,740)	\$548,400	\$554,785	\$6,385
Other Financing Sources:						
Operating Transfers In	12,000	12,000	0	15,575	15,575	0
Total Revenues and Other Financing Sources	\$583,200	\$569,460	(\$13,740)	\$563,975	\$570,360	\$6,385
Expenditures and Other Financing Uses						
Current:						
Security of Persons and Property	\$594,800	\$554,381	\$40,419	\$610,900	\$560,588	\$50,312
Capital Outlay	28,600	29,925	(1,325)	0	0	0
Total Expenditures and Other Financing Uses	\$623,400	\$584,306	\$39,094	\$610,900	\$560,588	\$50,312
Excess of Revenues and Other Sources Over/(Under) Expenditures and Other Uses	(\$40,200)	(\$14,846)	\$25,354	(\$46,925)	\$9,772	\$56,697
Cash Fund Balance - January 1	165,285	165,285	0	155,513	155,513	0
Prior Year's Reserve For Encumbrances Outstanding At December 31	0	0	0	0	0	0
Current Year Cash Expenditures Against Prior Year's Cash Fund Balance Reserved For Encumbrance	0	0	0	0	0	0
Cash Fund Balance - December 31						
Unreserved	\$125,085	\$150,439	\$25,354	\$108,588	\$165,285	\$56,697
Reserved for Encumbrances - All Budget Years		1,143			0	
Total Cash Fund Balance - December 31		\$151,582			\$165,285	

City of Shaker Heights

Tree Maintenance Assessment



Comparative Financial Statements

To account for funds received from the levy of special assessments against property with frontage on public streets for the legally restricted purpose of paying the cost of tree care on the City's public right-of way.

**CITY OF SHAKER HEIGHTS, OHIO
TREE MAINTENANCE ASSESSMENT SPECIAL REVENUE FUND
COMPARATIVE BALANCE SHEET
DECEMBER 31, 2001 AND 2000**

<u>ASSETS</u>	<u>2001</u>	<u>2000</u>
Equity In City Treasury Cash	\$270,841	\$373,379
Receivables (Net of Allowance For Uncollectibles)		
Taxes	0	0
Accounts	0	0
Deferred Special Assessments	1,594,298	2,366,616
Due From Other Funds	0	0
Due From Other Governments	0	0
Prepaid Items	0	0
	<u>0</u>	<u>0</u>
TOTAL ASSETS	<u>\$1,865,139</u>	<u>\$2,739,995</u>
 <u>LIABILITIES AND FUND BALANCE</u>		
Liabilities:		
Vouchers and Accounts Payable	\$3,981	\$126,191
Accrued Wages And Benefits	21,540	14,098
Compensated Absences	0	0
Due To Other Funds	0	0
Deferred Revenue	1,594,298	2,366,616
Notes Payable	0	0
Notes Premium Payable	0	0
	<u>0</u>	<u>0</u>
Total Liabilities	<u>1,619,819</u>	<u>2,506,905</u>
Fund Balance:		
Reserved For Encumbrances	9,773	104,305
Reserved For Prepaid Items	0	0
Unreserved	235,547	128,785
	<u>235,547</u>	<u>128,785</u>
Total Fund Balance	<u>245,320</u>	<u>233,090</u>
 TOTAL LIABILITIES AND FUND BALANCE	 <u>\$1,865,139</u>	 <u>\$2,739,995</u>

**THE CITY OF SHAKER HEIGHTS, OHIO
TREE MAINTENANCE ASSESSMENT SPECIAL REVENUE FUND
COMPARATIVE STATEMENT OF REVENUES, EXPENDITURES
AND CHANGES IN FUND BALANCE
FOR THE FISCAL YEAR ENDED DECEMBER 31, 2001
WITH COMPARATIVE TOTALS FOR FISCAL YEAR ENDED DECEMBER 31, 2000**

	<u>2001</u>	<u>2000</u>
REVENUES:		
Property Taxes	\$0	\$0
State Levied Shared Taxes	0	0
Intergovernmental Grants and Contracts	0	0
Charges For Services	0	0
Fees, Licenses and Permits	0	0
Interest Earnings	0	0
Special Assessments	764,827	682,744
Fines and Forfeitures	0	0
All Other Revenue	4,957	200
	<u>769,784</u>	<u>682,944</u>
TOTAL REVENUES	769,784	682,944
EXPENDITURES:		
Current:		
Security of Persons and Property	0	0
Community Environment	523,494	629,220
Basic Utility Services	0	0
Transportation	0	0
General Government	0	0
Capital Outlay	269,060	139,155
Debt Service:		
Principal	0	0
Interest and Fiscal Charges	0	0
	<u>792,554</u>	<u>768,375</u>
TOTAL EXPENDITURES	792,554	768,375
Excess of Revenues Over (Under) Expenditures	<u>(22,770)</u>	<u>(85,431)</u>
OTHER FINANCING SOURCES (USES)		
Operating Transfers - In	35,000	35,000
Operating Transfers - Out	0	0
	<u>35,000</u>	<u>35,000</u>
TOTAL OTHER FINANCING SOURCES (USES)	35,000	35,000
Excess of Revenues and Other Financing Sources Over (Under) Expenditures and Other Financing Uses	12,230	(50,431)
FUND EQUITY AT BEGINNING OF YEAR	<u>233,090</u>	<u>283,521</u>
FUND EQUITY AT END OF YEAR	<u>\$245,320</u>	<u>\$233,090</u>

CITY OF SHAKER HEIGHTS, OHIO
 TREE MAINTENANCE ASSESSMENT SPECIAL REVENUE FUND
 COMPARATIVE SCHEDULE OF REVENUES, EXPENDITURES, ENCUMBRANCES AND CHANGES IN FUND BALANCE
 BUDGETARY BASIS AND ACTUAL (NON GAAP BUDGET)
 FOR THE FISCAL YEAR ENDED DECEMBER 31, 2001
WITH COMPARATIVE TOTALS FOR THE FISCAL YEAR ENDED DECEMBER 31, 2000

	2001			2000		
	Budget	Actual	Variance Favorable (Unfavorable)	Budget	Actual	Variance Favorable (Unfavorable)
Revenues and Other Financing Sources						
Revenues:						
Special Assesments	\$784,000	\$764,827	(\$19,173)	\$674,500	\$682,744	\$8,244
Other Revenues	0	4,957	4,957	0	200	200
Other Financing Sources:						
Operating Transfers In	35,000	35,000	0	35,000	35,000	0
Total Revenues and Other Financing Sources	\$819,000	\$804,784	(\$14,216)	\$709,500	\$717,944	\$8,444
Expenditures and Other Financing Uses						
Current:						
Community Environment	\$697,100	\$605,185	\$91,915	\$637,300	\$561,464	\$75,836
Capital Outlay	60,000	110,642	(50,642)	344,100	318,980	25,120
Total Expenditures and Other Financing Uses	\$757,100	\$715,827	\$41,273	\$981,400	\$880,444	\$100,956
Excess of Revenues and Other Sources Over/(Under) Expenditures and Other Uses	\$61,900	\$88,957	\$27,057	(\$271,900)	(\$162,500)	\$109,400
Cash Fund Balance - January 1	373,379	373,379	0	313,804	313,804	0
Prior Year's Reserve For Encumbrances Outstanding At December 31	(3,981)	(3,981)	0	(2,058)	(2,058)	0
Current Year Cash Expenditures Against Prior Year's Cash Fund Balance Reserved For Encumbrance	(231,636)	(211,772)	19,864	(34,148)	(11,484)	22,664
Cash Fund Balance - December 31						
Unreserved	\$199,662	\$246,583	\$46,921	\$5,698	\$137,762	\$132,064
Reserved for Encumbrances - All Budget Years		24,258			235,617	
Total Cash Fund Balance - December 31		\$270,841			\$373,379	

City of Shaker Heights

Debt Service Fund



Comparative Financial Statements

Debt Service Fund is used to account for the accumulation of resources for, and the payment of, general long term debt principal and interest.

**CITY OF SHAKER HEIGHTS, OHIO
DEBT SERVICE FUND
COMPARATIVE BALANCE SHEET
DECEMBER 31, 2001 AND 2000**

<u>ASSETS</u>	<u>2001</u>	<u>2000</u>
Equity In City Treasury Cash	\$324,012	\$302,507
Cash With Fiscal Agent	26,591	26,591
Due From Other Funds	<u>1,947</u>	<u>3,547</u>
TOTAL ASSETS	<u><u>\$352,550</u></u>	<u><u>\$332,645</u></u>
 <u>LIABILITIES AND FUND BALANCE</u>		
Liabilities:		
Due To Other Funds	\$7,084	\$0
Matured Bonds and Interest	<u>26,591</u>	<u>26,591</u>
Total Liabilities	<u>33,675</u>	<u>26,591</u>
Fund Balance:		
Reserved for Debt Service	<u>318,875</u>	<u>306,054</u>
Total Fund Balance	<u>318,875</u>	<u>306,054</u>
TOTAL LIABILITIES AND FUND BALANCE	<u><u>\$352,550</u></u>	<u><u>\$332,645</u></u>

CITY OF SHAKER HEIGHTS, OHIO
DEBT SERVICE FUND
COMPARATIVE STATEMENT OF REVENUES, EXPENDITURES
AND CHANGES IN FUND BALANCE
FOR THE FISCAL YEAR ENDED DECEMBER 31, 2001
WITH COMPARATIVE TOTALS FOR THE FISCAL YEAR ENDED DECEMBER 31, 2000

	<u>2001</u>	<u>2000</u>
REVENUES:		
Interest Earnings	\$14,816	\$15,376
All Other Revenue	<u>0</u>	<u>0</u>
TOTAL REVENUES	<u>14,816</u>	<u>15,376</u>
EXPENDITURES:		
Current:		
General Government	2,020	546
Debt Service:		
Principal	40,375	40,375
Interest and Fiscal Charges	<u>0</u>	<u>0</u>
TOTAL EXPENDITURES	<u>42,395</u>	<u>40,921</u>
Excess of Revenues Over (Under) Expenditures	<u>(27,579)</u>	<u>(25,545)</u>
OTHER FINANCING SOURCES (USES):		
Operating Transfers - In	<u>40,400</u>	<u>40,375</u>
TOTAL OTHER FINANCING SOURCES (USES)	<u>40,400</u>	<u>40,375</u>
Excess of Revenues and Other Sources Over (Under) Expenditures And Other Uses	12,821	14,830
FUND EQUITY AT BEGINNING OF YEAR	<u>306,054</u>	<u>291,224</u>
FUND EQUITY AT END OF YEAR	<u><u>\$318,875</u></u>	<u><u>\$306,054</u></u>

CITY OF SHAKER HEIGHTS, OHIO
DEBT SERVICE FUND
COMPARATIVE SCHEDULE OF REVENUES, EXPENDITURES, ENCUMBRANCES AND CHANGES IN FUND BALANCE
BUDGETARY BASIS AND ACTUAL (NON GAAP BUDGET)
FOR THE FISCAL YEAR ENDED DECEMBER 31, 2001
WITH COMPARATIVE TOTALS FOR THE FISCAL YEAR ENDED DECEMBER 31, 2000

	2001			2000		
	Budget	Actual	Variance Favorable (Unfavorable)	Budget	Actual	Variance Favorable (Unfavorable)
Revenues and Other Financing Sources						
Revenues:						
Interest Earnings	\$15,000	\$14,816	(\$184)	\$15,000	\$15,376	\$376
Other Revenues	216,100	236,077	19,977	202,100	202,033	(67)
Other Financing Sources:						
Operating Transfers In	338,000	338,000	0	252,400	252,274	(126)
Sale of Notes	3,600,000	3,600,000	0	3,935,000	3,535,000	(400,000)
Note Premium	0	15,900	15,900	0	5,627	5,627
Total Revenues and Other Financing Sources	\$4,169,100	\$4,204,793	\$35,693	\$4,404,500	\$4,010,310	(\$394,190)
Expenditures and Other Financing Uses						
Current:						
General Government	\$50,045	\$11,163	\$38,882	\$49,800	\$10,708	\$39,092
Other Financing Uses:						
Payment of Debt	4,172,255	4,172,125	130	3,989,600	3,989,307	293
Total Expenditures and Other Financing Uses	\$4,222,300	\$4,183,288	\$39,012	\$4,039,400	\$4,000,015	\$39,385
Excess of Revenues and Other Sources Over/(Under) Expenditures and Other Uses	(\$53,200)	\$21,505	\$74,705	\$365,100	\$10,295	(\$354,805)
Cash Fund Balance - January 1	302,507	302,507	0	292,212	292,212	0
Prior Year's Reserve For Encumbrances Outstanding At December 31	0	0	0	0	0	0
Current Year Cash Expenditures Against Prior Year's Cash Fund Balance Reserved For Encumbrance	0	0	0	0	0	0
Cash Fund Balance - December 31						
Unreserved	\$249,307	\$324,012	\$74,705	\$657,312	\$302,507	(\$354,805)
Reserved for Encumbrances - All Budget Years		0			0	
Total Cash Fund Balance - December 31		\$324,012			\$302,507	

City of Shaker Heights

CAPITAL PROJECTS FUND GROUP

Combining Financial Statements

Capital Projects Funds are created to account for financial resources to be used for the acquisition or construction of major capital facilities (other than those financed by propriety funds and trust funds).

General Capital Improvements To account for Estate Tax monies designated by City Council to be used to fund major capital improvement projects and the acquisition of major capital equipment.

Sewer Capital Improvements To account for the construction and the reconstruction of storm and sanitary sewers within the City. The projects are generally financed partially by operating transfers from the Sewer Maintenance Special Revenue Fund.

Firehouse Construction Project To account for the construction of the new Firehouse to be built on Chagrin Boulevard

Sussex Area Revitalization District To account for public improvements and property acquisitions that are part of the Sussex Area Revitalization Plan adopted by Council on June 11, 2001.

Shaker Towne Centre Community Development Area To account for the streetscape and public infrastructure improvements associated with the redevelopment of Shaker Towne Centre.

CITY OF SHAKER HEIGHTS, OHIO
 CAPITAL PROJECT FUNDS
 COMBINING BALANCE SHEET
 DECEMBER 31, 2001
WITH COMPARATIVE TOTALS FOR DECEMBER 31, 2000

ASSETS	CAPITAL IMPROVEMENTS		FIREHOUSE CONSTRUC- TION PROJECT	SUSSEX AREA REVITALI- ZATION DISTRICT	STC COMMUNITY DEVEL- OPMENT AREA	TOTALS	
	GENERAL	SEWER				2001	2000
Equity in City Treasury Cash	\$8,804,593	\$0	\$464,059	\$2,171,484	\$27,086	\$11,467,222	\$6,447,886
Receivables (Net of Allowance For Uncollectibles)							
Leases	1,967,935	0	0	0	0	1,967,935	2,153,700
Due From Other Funds	142,182	0	0	0	0	142,182	30,000
Due From Other Governments	1,234,069	0	0	0	0	1,234,069	460,800
Restricted Assets:							
Cash and Cash Equivalents	114,166	0	0	0	0	114,166	113,806
TOTAL ASSETS	\$12,262,945	\$0	\$464,059	\$2,171,484	\$27,086	\$14,925,574	\$9,206,192
LIABILITIES AND FUND BALANCE							
Liabilities:							
Vouchers and Accounts Payable	\$257,940	\$0	\$24,610	\$83,973	\$0	\$366,523	\$33,346
Accrued Wages And Benefits	212	0	0	0	0	212	568
Due To Other Funds	0	0	1,947	50,000	27,000	78,947	1,299
Deferred Revenue	2,395,978	0	0	0	0	2,395,978	2,351,983
Notes Payable	1,925,000	0	725,000	3,100,000	0	5,750,000	1,985,000
Notes Premium Payable	7,642	0	914	0	0	8,556	2,839
Total Liabilities	4,586,772	0	752,471	3,233,973	27,000	8,600,216	4,375,035
Fund Balance:							
Reserved For Encumbrances	626,708	0	333,238	338,868	15,800	1,314,614	1,113,827
Reserved For Appropriations	1,637,876	0	96,627	1,791,770	11,200	3,537,473	1,452,589
Unreserved (Deficit)	5,411,589	0	(718,277)	(3,193,127)	(26,914)	1,473,271	2,264,741
Total Fund Balance (Deficit)	7,676,173	0	(288,412)	(1,062,489)	86	6,325,358	4,831,157
TOTAL LIABILITIES AND FUND BALANCE	\$12,262,945	\$0	\$464,059	\$2,171,484	\$27,086	\$14,925,574	\$9,206,192

B-140

CITY OF SHAKER HEIGHTS, OHIO
 CAPITAL PROJECTS FUND
 COMBINING STATEMENT OF REVENUES, EXPENDITURES AND CHANGES IN FUND BALANCE
 FOR THE FISCAL YEAR ENDED DECEMBER 31, 2001
WITH COMPARATIVE TOTALS FOR THE FISCAL YEAR ENDED DECEMBER 31, 2000

	CAPITAL IMPROVEMENTS		FIREHOUSE CONSTRUC- TION PROJECT	SUSSEX AREA REVITALI- ZATION DISTRICT	STC COMMUNITY DEVEL- OPMENT AREA	TOTALS	
	GENERAL	SEWER				2001	2000
	REVENUES:						
State Levied Shared Taxes	\$3,506,591	\$0	\$0	\$0	\$0	\$3,506,591	\$2,526,381
Intergovernmental Grants and Contracts	54,000	0	0	0	0	54,000	109,986
Interest Earnings	0	0	9,584	6,872	86	16,542	0
All Other Revenue	467,619	0	0	0	0	467,619	364,206
TOTAL REVENUES	4,028,210	0	9,584	6,872	86	4,044,752	3,000,573
EXPENDITURES:							
Current:							
Security of Persons and Property	0	0	24,610	0	0	24,610	666
Leisure Time Activities	0	0	0	0	0	0	0
Community Environment	36,522	0	0	0	0	36,522	257,532
Basic Utility Services	212	0	0	0	0	212	4,485
Transportation	0	0	0	3,274	0	3,274	3,367
General Government	79,582	0	2,861	0	0	82,443	11,975
Capital Outlay	2,982,237	0	23,957	1,066,087	0	4,072,281	3,547,761
Debt Service:							
Interest and Fiscal Charges	96,411	0	0	0	0	96,411	47,033
TOTAL EXPENDITURES	3,194,964	0	51,428	1,069,361	0	4,315,753	3,872,819
Excess) of Revenues Over (Under) Expenditures	833,246	0	(41,844)	(1,062,489)	86	(271,001)	(872,246)
OTHER FINANCING SOURCES (USES):							
Operating Transfers - In	2,172,851	0	0	0	0	2,172,851	842,252
Operating Transfers - Out	(67,200)	(93,881)	(246,568)	0	0	(407,649)	(803,875)
TOTAL OTHER FINANCING SOURCES (USES)	2,105,651	(93,881)	(246,568)	0	0	1,765,202	38,377
Excess of Revenues and Other Sources Over (Under) Expenditures And Other Uses	2,938,897	(93,881)	(288,412)	(1,062,489)	86	1,494,201	(833,869)
FUND EQUITY AT BEGINNING OF YEAR	4,737,276	93,881	0	0	0	4,831,157	5,665,026
FUND EQUITY (DEFICIT) AT END OF YEAR	\$7,676,173	\$0	(\$288,412)	(\$1,062,489)	\$86	\$6,325,358	\$4,831,157

B-141

City of Shaker Heights



City of Shaker Heights

General Capital Improvements



Comparative Financial Statements

To account for Estate Tax monies designated by City Council to be used to fund major capital improvement projects and the acquisition of major capital equipment

**CITY OF SHAKER HEIGHTS, OHIO
GENERAL CAPITAL IMPROVEMENTS CAPITAL PROJECT FUND
COMPARATIVE BALANCE SHEET
DECEMBER 31, 2001 AND 2000**

<u>ASSETS</u>	<u>2001</u>	<u>2000</u>
Equity In City Treasury Cash	\$8,804,593	\$6,354,005
Receivables (Net of Allowance For Uncollectibles)		
Leases	1,967,935	2,153,700
Due From Other Funds	142,182	30,000
Due From Other Governments	1,234,069	460,800
Restricted Assets:		
Cash and Cash Equivalents	<u>114,166</u>	<u>113,806</u>
TOTAL ASSETS	<u>\$12,262,945</u>	<u>\$9,112,311</u>
 <u>LIABILITIES AND FUND BALANCE</u>		
Liabilities:		
Vouchers and Accounts Payable	\$257,940	\$33,346
Accrued Wages And Benefits	212	568
Due To Other Funds	0	1,299
Deferred Revenue	2,395,978	2,351,983
Notes Payable	1,925,000	1,985,000
Notes Premium Payable	<u>7,642</u>	<u>2,839</u>
Total Liabilities	<u>4,586,772</u>	<u>4,375,035</u>
Fund Balance:		
Reserved For Encumbrances	626,708	1,113,827
Reserved For Appropriations	1,637,876	1,452,589
Unreserved	<u>5,411,589</u>	<u>2,170,860</u>
Total Fund Balance	<u>7,676,173</u>	<u>4,737,276</u>
TOTAL LIABILITIES AND FUND BALANCE	<u>\$12,262,945</u>	<u>\$9,112,311</u>

CITY OF SHAKER HEIGHTS, OHIO
GENERAL CAPITAL IMPROVEMENTS CAPITAL PROJECT FUND
COMPARATIVE STATEMENT OF REVENUES, EXPENDITURES
AND CHANGES IN FUND BALANCE
FOR THE FISCAL YEAR ENDED DECEMBER 31, 2001
WITH COMPARATIVE TOTALS FOR THE FISCAL YEAR ENDED DECEMBER 31, 2000

	<u>2001</u>	<u>2000</u>
REVENUES:		
State Levied Shared Taxes	\$3,506,591	\$2,526,381
Intergovernmental Grants and Contracts	54,000	109,986
Interest Earnings	0	0
All Other Revenue	<u>467,619</u>	<u>364,206</u>
TOTAL REVENUES	<u>4,028,210</u>	<u>3,000,573</u>
EXPENDITURES:		
Current:		
Security of Persons and Property	0	666
Leisure Time Activities	0	0
Community Environment	36,522	257,532
Basic Utility Services	212	4,485
Transportation	0	3,367
General Government	79,582	11,975
Capital Outlay	2,982,237	3,505,217
Debt Service:		
Interest and Fiscal Charges	<u>96,411</u>	<u>47,033</u>
TOTAL EXPENDITURES	<u>3,194,964</u>	<u>3,830,275</u>
Excess of Revenues Over (Under) Expenditures	<u>833,246</u>	<u>(829,702)</u>
OTHER FINANCING SOURCES (USES):		
Operating Transfers - In	2,172,851	842,252
Operating Transfers - Out	<u>(67,200)</u>	<u>(803,875)</u>
TOTAL OTHER FINANCING SOURCES (USES)	<u>2,105,651</u>	<u>38,377</u>
Excess of Revenues and Other Sources Over (Under) Expenditures And Other Uses	2,938,897	(791,325)
FUND EQUITY AT BEGINNING OF YEAR	<u>4,737,276</u>	<u>5,528,601</u>
FUND EQUITY AT END OF YEAR	<u><u>\$7,676,173</u></u>	<u><u>\$4,737,276</u></u>

City of Shaker Heights



City of Shaker Heights

Sewer Capital Improvements



Comparative Financial Statements

To account for the construction and the reconstruction of storm and sanitary sewers within the City. The projects are generally financed partially by operating transfers from the Sewer Maintenance Special Revenue Fund.

**CITY OF SHAKER HEIGHTS, OHIO
SEWER CAPITAL IMPROVEMENTS CAPITAL PROJECT FUND
COMPARATIVE BALANCE SHEET
DECEMBER 31, 2001 AND 2000**

<u>ASSETS</u>	<u>2001</u>	<u>2000</u>
Equity In City Treasury Cash	\$0	\$93,881
Receivables (Net of Allowance For Uncollectibles)		
Leases	0	0
Due From Other Funds	0	0
Due From Other Governments	0	0
Restricted Assets:		
Cash and Cash Equivalents	0	0
TOTAL ASSETS	<u>\$0</u>	<u>\$93,881</u>
 <u>LIABILITIES AND FUND BALANCE</u>		
Liabilities:		
Vouchers and Accounts Payable	\$0	\$0
Accrued Wages And Benefits	0	0
Due To Other Funds	0	0
Deferred Revenue	0	0
Notes Payable	0	0
Notes Premium Payable	0	0
Total Liabilities	<u>0</u>	<u>0</u>
Fund Balance:		
Reserved For Encumbrances	0	0
Reserved For Appropriations	0	0
Unreserved	0	93,881
Total Fund Balance	<u>0</u>	<u>93,881</u>
TOTAL LIABILITIES AND FUND BALANCE	<u>\$0</u>	<u>\$93,881</u>

**CITY OF SHAKER HEIGHTS, OHIO
SEWER CAPITAL IMPROVEMENTS CAPITAL PROJECT FUND
COMPARATIVE STATEMENT OF REVENUES, EXPENDITURES
AND CHANGES IN FUND BALANCE
FOR THE FISCAL YEAR ENDED DECEMBER 31, 2001
WITH COMPARATIVE TOTALS FOR THE FISCAL YEAR ENDED DECEMBER 31, 2000**

	<u>2001</u>	<u>2000</u>
REVENUES:		
State Levied Shared Taxes	\$0	\$0
Intergovernmental Grants and Contracts	0	0
Interest Earnings	0	0
All Other Revenue	0	0
	<hr/>	<hr/>
TOTAL REVENUES	0	0
	<hr/>	<hr/>
EXPENDITURES:		
Current:		
Security of Persons and Property	0	0
Leisure Time Activities	0	0
Community Environment	0	0
Basic Utility Services	0	0
Transportation	0	0
General Government	0	0
Capital Outlay	0	42,544
Debt Service:		
Interest and Fiscal Charges	0	0
	<hr/>	<hr/>
TOTAL EXPENDITURES	0	42,544
	<hr/>	<hr/>
Excess of Revenues Over (Under) Expenditures	0	(42,544)
	<hr/>	<hr/>
OTHER FINANCING SOURCES (USES):		
Operating Transfers - In	0	0
Operating Transfers - Out	(93,881)	0
	<hr/>	<hr/>
TOTAL OTHER FINANCING SOURCES (USES)	(93,881)	0
	<hr/>	<hr/>
Excess of Revenues and Other Sources Over (Under) Expenditures And Other Uses	(93,881)	(42,544)
	<hr/>	<hr/>
FUND EQUITY AT BEGINNING OF YEAR	93,881	136,425
	<hr/>	<hr/>
FUND EQUITY AT END OF YEAR	\$0	\$93,881
	<hr/> <hr/>	<hr/> <hr/>

City of Shaker Heights



City of Shaker Heights

***Firehouse Construction
Project***



Comparative Financial Statements

**To account for the construction of the new
Firehouse to be built on Chagrin Boulevard.**

**CITY OF SHAKER HEIGHTS, OHIO
 FIREHOUSE CONSTRUCTION CAPITAL PROJECT FUND
 COMPARATIVE BALANCE SHEET
DECEMBER 31, 2001 AND 2000**

<u>ASSETS</u>	<u>2001</u>	<u>2000</u>
Equity In City Treasury Cash	\$464,059	\$0
Receivables (Net of Allowance For Uncollectibles)		
Leases	0	0
Due From Other Funds	0	0
Due From Other Governments	0	0
Restricted Assets:		
Cash and Cash Equivalents	0	0
TOTAL ASSETS	<u>\$464,059</u>	<u>\$0</u>
 <u>LIABILITIES AND FUND BALANCE</u>		
Liabilities:		
Vouchers and Accounts Payable	\$24,610	\$0
Accrued Wages And Benefits	0	0
Due To Other Funds	1,947	0
Deferred Revenue	0	0
Notes Payable	725,000	0
Notes Premium Payable	914	0
Total Liabilities	<u>752,471</u>	<u>0</u>
Fund Balance:		
Reserved For Encumbrances	333,238	0
Reserved For Appropriations	96,627	0
Unreserved (Deficit)	<u>(718,277)</u>	<u>0</u>
Total Fund Balance (Deficit)	<u>(288,412)</u>	<u>0</u>
TOTAL LIABILITIES AND FUND BALANCE	<u>\$464,059</u>	<u>\$0</u>

**CITY OF SHAKER HEIGHTS, OHIO
 FIREHOUSE CONSTRUCTION CAPITAL PROJECT FUND
 COMPARATIVE STATEMENT OF REVENUES, EXPENDITURES
 AND CHANGES IN FUND BALANCE
 FOR THE FISCAL YEAR ENDED DECEMBER 31, 2001
WITH COMPARATIVE TOTALS FOR THE FISCAL YEAR ENDED DECEMBER 31, 2000**

	2001	2000
REVENUES:		
State Levied Shared Taxes	\$0	\$0
Intergovernmental Grants and Contracts	0	0
Interest Earnings	9,584	0
All Other Revenue	0	0
TOTAL REVENUES	9,584	0
EXPENDITURES:		
Current:		
Security of Persons and Property	24,610	0
Leisure Time Activities	0	0
Community Environment	0	0
Basic Utility Services	0	0
Transportation	0	0
General Government	2,861	0
Capital Outlay	23,957	0
Debt Service:		
Interest and Fiscal Charges	0	0
TOTAL EXPENDITURES	51,428	0
Excess (Deficiency) of Revenues Over (Under) Expenditures	(41,844)	0
OTHER FINANCING SOURCES (USES):		
Operating Transfers - In	0	0
Operating Transfers - Out	(246,568)	0
TOTAL OTHER FINANCING SOURCES (USES)	(246,568)	0
Excess of Revenues and Other Sources Over (Under) Expenditures And Other Uses	(288,412)	0
FUND EQUITY AT BEGINNING OF YEAR	0	0
FUND EQUITY (DEFICIT) AT END OF YEAR	(\$288,412)	\$0

City of Shaker Heights



City of Shaker Heights

***Sussex Area
Revitalization District***



Comparative Financial Statements

To account for public improvements and property acquisitions that are part of the Sussex Area Revitalization Plan adopted by Council on June 11, 2001.

CITY OF SHAKER HEIGHTS, OHIO
 SUSSEX AREA REVITALIZATION DISTRICT CAPITAL PROJECT FUND
 COMPARATIVE BALANCE SHEET
DECEMBER 31, 2001 AND 2000

<u>ASSETS</u>	<u>2001</u>	<u>2000</u>
Equity In City Treasury Cash	\$2,171,484	\$0
Receivables (Net of Allowance For Uncollectibles)		
Leases	0	0
Due From Other Funds	0	0
Due From Other Governments	0	0
Restricted Assets:		
Cash and Cash Equivalents	<u>0</u>	<u>0</u>
 TOTAL ASSETS	 <u><u>\$2,171,484</u></u>	 <u><u>\$0</u></u>
 <u>LIABILITIES AND FUND BALANCE</u>		
Liabilities:		
Vouchers and Accounts Payable	\$83,973	\$0
Accrued Wages And Benefits	0	0
Due To Other Funds	50,000	0
Deferred Revenue	0	0
Notes Payable	3,100,000	0
Notes Premium Payable	<u>0</u>	<u>0</u>
 Total Liabilities	 <u>3,233,973</u>	 <u>0</u>
Fund Balance:		
Reserved For Encumbrances	338,868	0
Reserved For Appropriations	1,791,770	0
Unreserved (Deficit)	<u>(3,193,127)</u>	<u>0</u>
 Total Fund Balance (Deficit)	 <u>(1,062,489)</u>	 <u>0</u>
 TOTAL LIABILITIES AND FUND BALANCE	 <u><u>\$2,171,484</u></u>	 <u><u>\$0</u></u>

**CITY OF SHAKER HEIGHTS, OHIO
 SUSSEX AREA REVITALIZATION DISTRICT CAPITAL PROJECT FUND
 COMPARATIVE STATEMENT OF REVENUES, EXPENDITURES
 AND CHANGES IN FUND BALANCE
 FOR THE FISCAL YEAR ENDED DECEMBER 31, 2001
WITH COMPARATIVE TOTALS FOR THE FISCAL YEAR ENDED DECEMBER 31, 2000**

	<u>2001</u>	<u>2000</u>
REVENUES:		
State Levied Shared Taxes	\$0	\$0
Intergovernmental Grants and Contracts	0	0
Interest Earnings	6,872	0
All Other Revenue	<u>0</u>	<u>0</u>
TOTAL REVENUES	<u>6,872</u>	<u>0</u>
EXPENDITURES:		
Current:		
Security of Persons and Property	0	0
Leisure Time Activities	0	0
Community Environment	0	0
Basic Utility Services	0	0
Transportation	3,274	0
General Government	0	0
Capital Outlay	1,066,087	0
Debt Service:		
Interest and Fiscal Charges	<u>0</u>	<u>0</u>
TOTAL EXPENDITURES	<u>1,069,361</u>	<u>0</u>
Excess (Deficiency) of Revenues Over (Under) Expenditures	<u>(1,062,489)</u>	<u>0</u>
OTHER FINANCING SOURCES (USES):		
Operating Transfers - In	0	0
Operating Transfers - Out	<u>0</u>	<u>0</u>
TOTAL OTHER FINANCING SOURCES (USES)	<u>0</u>	<u>0</u>
Excess of Revenues and Other Sources Over (Under) Expenditures And Other Uses	(1,062,489)	0
FUND EQUITY AT BEGINNING OF YEAR	<u>0</u>	<u>0</u>
FUND EQUITY (DEFICIT) AT END OF YEAR	<u><u>(\$1,062,489)</u></u>	<u><u>\$0</u></u>

City of Shaker Heights



City of Shaker Heights
Shaker Towne Centre
Community Development
Area



Comparative Financial Statements

To account for the streetscape and public infrastructure improvements associated with the redevelopment of Shaker Towne Centre

CITY OF SHAKER HEIGHTS, OHIO
SHAKER TOWNE CENTRE COMMUNITY DEVELOPMENT AREA
CAPITAL PROJECT FUND
COMPARATIVE BALANCE SHEET
DECEMBER 31, 2001 AND 2000

<u>ASSETS</u>	<u>2001</u>	<u>2000</u>
Equity In City Treasury Cash	\$27,086	\$0
Receivables (Net of Allowance For Uncollectibles)		
Leases	0	0
Due From Other Funds	0	0
Due From Other Governments	0	0
Restricted Assets:		
Cash and Cash Equivalents	0	0
TOTAL ASSETS	<u>\$27,086</u>	<u>\$0</u>
 <u>LIABILITIES AND FUND BALANCE</u>		
Liabilities:		
Vouchers and Accounts Payable	\$0	\$0
Accrued Wages And Benefits	0	0
Due To Other Funds	27,000	0
Deferred Revenue	0	0
Notes Payable	0	0
Notes Premium Payable	0	0
Total Liabilities	<u>27,000</u>	<u>0</u>
Fund Balance:		
Reserved For Encumbrances	15,800	0
Reserved For Appropriations	11,200	0
Unreserved (Deficit)	(26,914)	0
Total Fund Balance	<u>86</u>	<u>0</u>
TOTAL LIABILITIES AND FUND BALANCE	<u>\$27,086</u>	<u>\$0</u>

CITY OF SHAKER HEIGHTS, OHIO
SHAKER TOWNE CENTRE COMMUNITY
DEVELOPMENT AREA CAPITAL PROJECT FUND
COMPARATIVE STATEMENT OF REVENUES, EXPENDITURES
AND CHANGES IN FUND BALANCE
FOR THE FISCAL YEAR ENDED DECEMBER 31, 2001
WITH COMPARATIVE TOTALS FOR THE FISCAL YEAR ENDED DECEMBER 31, 2000

	2001	2000
REVENUES:		
State Levied Shared Taxes	\$0	\$0
Intergovernmental Grants and Contracts	0	0
Interest Earnings	86	0
All Other Revenue	0	0
TOTAL REVENUES	86	0
EXPENDITURES:		
Current:		
Security of Persons and Property	0	0
Leisure Time Activities	0	0
Community Environment	0	0
Basic Utility Services	0	0
Transportation	0	0
General Government	0	0
Capital Outlay	0	0
Debt Service:		
Interest and Fiscal Charges	0	0
TOTAL EXPENDITURES	0	0
Excess (Deficiency) of Revenues Over (Under) Expenditures	86	0
OTHER FINANCING SOURCES (USES):		
Operating Transfers - In	0	0
Operating Transfers - Out	0	0
TOTAL OTHER FINANCING SOURCES (USES)	0	0
Excess of Revenues and Other Sources Over (Under) Expenditures And Other Uses	86	0
FUND EQUITY AT BEGINNING OF YEAR	0	0
FUND EQUITY AT END OF YEAR	\$86	\$0

City of Shaker Heights



City of Shaker Heights

Recreation Enterprise Fund



Comparative Financial Statements

To account for funds received from recreation program fees, charges and passes and for the cost of furnishing recreation services to the residents. Recreation activities accounted for include ice skating, swimming and general recreation programs. Any excess of operating transfer from the General Fund (Note: This is the only fund in this group).

**CITY OF SHAKER HEIGHTS, OHIO
RECREATION ENTERPRISE FUND
COMPARATIVE BALANCE SHEET
DECEMBER 31, 2001 AND 2000**

<u>ASSETS</u>	<u>2001</u>	<u>2000</u>
Equity In City Treasury Cash	\$128,717	\$187,105
Receivables (Net of Allowance For Uncollectibles)		
Accounts	0	0
Due From Other Funds	50,000	0
Prepaid Items	0	3,354
Fixed Assets (Net of Accumulated Depreciation)	<u>960,811</u>	<u>1,037,066</u>
TOTAL ASSETS	<u>\$1,139,528</u>	<u>\$1,227,525</u>
 <u>LIABILITIES AND FUND EQUITY</u>		
Liabilities:		
Vouchers and Accounts Payable	\$24,487	\$30,253
Accrued Wages And Benefits	103,701	81,440
Compensated Absences	189,800	188,246
Due To Other Funds	<u>20,000</u>	<u>30,000</u>
Total Liabilities	<u>337,988</u>	<u>329,939</u>
Fund Equity:		
Contributed Capital		
Contributed From Governments	788,749	843,413
Retained Earnings		
Unreserved	<u>12,791</u>	<u>54,173</u>
Total Fund Equity	<u>801,540</u>	<u>897,586</u>
TOTAL LIABILITIES AND FUND EQUITY	<u>\$1,139,528</u>	<u>\$1,227,525</u>

**THE CITY OF SHAKER HEIGHTS, OHIO
RECREATION ENTERPRISE FUND
COMPARATIVE STATEMENT OF REVENUES, EXPENSES
AND CHANGES IN RETAINED EARNINGS
FOR THE FISCAL YEAR ENDED DECEMBER 31, 2001
WITH COMPARATIVE TOTALS FOR FISCAL YEAR ENDED DECEMBER 31, 2000**

	<u>2001</u>	<u>2000</u>
OPERATING REVENUES:		
Charges For Services	\$2,295,130	\$2,410,002
Other Income	344	825
TOTAL OPERATING REVENUES	<u>2,295,474</u>	<u>2,410,827</u>
OPERATING EXPENSES:		
Personal Services	2,360,785	2,289,419
Travel and Education	10,822	13,607
Contractual Services	824,738	766,693
Materials and Supplies	251,785	261,295
Self-Insurance Claims	0	0
Depreciation	102,780	96,905
TOTAL OPERATING EXPENSES	<u>3,550,910</u>	<u>3,427,919</u>
NET LOSS BEFORE OPERATING TRANSFERS	(1,255,436)	(1,017,092)
Operating Transfers - In	1,150,000	1,143,206
Operating Transfers - Out	<u>(9,500)</u>	<u>(143,000)</u>
NET LOSS	(114,936)	(16,886)
Add Depreciation On Fixed Assets Acquired By Contribution	<u>73,554</u>	<u>66,618</u>
INCREASE IN RETAINED EARNINGS	(41,382)	49,732
RETAINED EARNINGS AT BEGINNING OF YEAR	<u>54,173</u>	<u>4,441</u>
RETAINED EARNINGS AT END OF YEAR	<u><u>\$12,791</u></u>	<u><u>\$54,173</u></u>

CITY OF SHAKER HEIGHTS, OHIO
RECREATION ENTERPRISE FUND
COMPARATIVE SCHEDULE OF REVENUES, EXPENDITURES, ENCUMBRANCES AND CHANGES IN FUND BALANCE
BUDGETARY BASIS AND ACTUAL (NON GAAP BUDGET)
FOR THE FISCAL YEAR ENDED DECEMBER 31, 2001
WITH COMPARATIVE TOTALS FOR THE FISCAL YEAR ENDED DECEMBER 31, 2000

	2001			2000		
	Budget	Actual	Variance Favorable (Unfavorable)	Budget	Actual	Variance Favorable (Unfavorable)
Revenues and Other Financing Sources						
Operating Revenue:						
Charges for Services	\$2,536,500	\$2,245,130	(\$291,370)	\$2,506,500	\$2,410,002	(\$96,498)
Other Revenues	0	344	344	0	825	825
Other Financing Sources:						
Operating Transfers In	1,150,000	1,150,000	0	1,389,700	1,168,206	(221,494)
Total Revenues and Other Financing Sources	<u>\$3,686,500</u>	<u>\$3,395,474</u>	<u>(\$291,026)</u>	<u>\$3,896,200</u>	<u>\$3,579,033</u>	<u>(\$317,167)</u>
Expenditures and Other Financing Uses						
Current:						
Personal Services	\$2,353,300	\$2,349,757	\$3,543	\$2,457,100	\$2,332,509	\$124,591
Travel and Education	17,600	10,822	6,778	16,700	13,607	3,093
Contractual Services	876,700	812,250	64,450	943,343	885,834	57,509
Materials and Supplies	293,000	264,575	28,425	294,100	276,672	17,428
Additions and Improvements	22,300	30,142	(7,842)	5,300	5,793	(493)
Other Financing Uses:						
Operating Transfers Out	22,000	9,500	12,500	179,657	143,000	36,657
Advances Out	0	10,000	(10,000)	0	11,657	(11,657)
Debt Service	0	0	0	0	0	0
Total Operating Expenditures and Other Financing Uses	<u>\$3,584,900</u>	<u>\$3,487,046</u>	<u>\$97,854</u>	<u>\$3,896,200</u>	<u>\$3,669,072</u>	<u>\$227,128</u>
Excess of Revenues and Other Sources Over/(Under) Expenditures and Other Uses	\$101,600	(\$91,572)	(\$193,172)	\$0	(\$90,039)	(\$90,039)
Cash Retained Earnings - January 1	187,105	187,105	0	233,864	233,864	0
Prior Year's Reserve For Encumbrances Outstanding At December 31	0	0	0	(10,340)	(10,340)	0
Current Year Cash Expenditures Against Prior Year's Cash Fund Balance Reserved For Encumbrance	<u>(126,525)</u>	<u>(73,128)</u>	<u>53,397</u>	<u>(162,943)</u>	<u>(72,904)</u>	<u>90,039</u>
Cash Fund Balance - December 31						
Unreserved	<u>\$162,180</u>	<u>\$22,405</u>	<u>(\$139,775)</u>	<u>\$60,581</u>	<u>\$60,581</u>	<u>\$0</u>
Reserved for Encumbrances - All Budget Years		<u>106,312</u>			<u>126,524</u>	
Total Cash Fund Balance - December 31		<u>\$128,717</u>			<u>\$187,105</u>	

**CITY OF SHAKER HEIGHTS, OHIO
RECREATION ENTERPRISE FUND
COMPARATIVE STATEMENT OF CASH FLOWS
FOR THE FISCAL YEAR ENDED DECEMBER 31, 2001
WITH COMPARATIVE TOTALS FOR THE FISCAL YEAR ENDED DECEMBER 31, 2000**

	<u>2001</u>	<u>2000</u>
OPERATING ACTIVITIES:		
Cash Received From Customers	\$2,245,130	\$2,410,002
Cash Payments to Suppliers	(1,099,757)	(1,045,352)
Cash Payments to Employees	(2,336,970)	(2,340,390)
Other Operating Receipts	344	825
NET CASH USED BY OPERATING ACTIVITIES	<u>(1,191,253)</u>	<u>(974,915)</u>
NONCAPITAL FINANCING ACTIVITIES:		
Operating Transfers-In	1,150,000	1,168,206
Operating Transfers-Out	(9,500)	(143,000)
NET CASH PROVIDED BY NON-CAPITAL FINANCING ACTIVITIES	<u>1,140,500</u>	<u>1,025,206</u>
CAPITAL AND RELATED FINANCING ACTIVITIES:		
Purchase of Property, Plant and Equipment	(26,927)	(101,322)
Contributed Capital	18,890	4,272
Loss on Sale of Fixed Assets	402	0
NET CASH USED BY CAPITAL AND RELATED FINANCING ACTIVITIES	<u>(7,635)</u>	<u>(97,050)</u>
INVESTING ACTIVITIES:		
Interest Earned on Investments	0	0
NET CASH PROVIDED BY INVESTING ACTIVITIES	<u>0</u>	<u>0</u>
NET INCREASE(DECREASE) IN CASH AND CASH EQUIVALENTS	(58,388)	(46,759)
Cash/Cash Equivalents at Beginning of Year	<u>187,105</u>	<u>233,864</u>
Cash/Cash Equivalents at End of Year	<u><u>\$128,717</u></u>	<u><u>\$187,105</u></u>
 RECONCILIATION OF OPERATING LOSS TO NET CASH USED BY OPERATING ACTIVITIES		
Operating Loss	(\$1,255,436)	(\$1,017,092)
Adjustments to Reconcile Operating Loss to Net Cash Used By Operating Activities:		
Depreciation Expense	102,780	96,905
(Increase) in Due From Other Funds	(50,000)	0
Decrease in Prepaid Items	3,354	8,435
(Decrease) in Vouchers and Accounts Payable	(5,766)	(535)
Increase in Accrued Wages and Benefits Payable	22,261	13,259
Increase (Decrease) in Compensated Absences Payable	1,554	(8,216)
(Decrease) in Due to Other Funds	(10,000)	(67,671)
Total Adjustments	<u>64,183</u>	<u>42,177</u>
NET CASH USED BY OPERATING ACTIVITIES	<u><u>(\$1,191,253)</u></u>	<u><u>(\$974,915)</u></u>

City of Shaker Heights



City of Shaker Heights

INTERNAL SERVICE FUND GROUP

Combining Financial Statements

Internal Service Funds are used to account for the financing of goods and services provided by one department or agency to other departments or agencies of a government, or to other governments, on a cost reimbursement basis.

- | | |
|-------------------------|--|
| Central Stores | To provide a central cost center to account for the purchasing of office supplies, road materials, sidewalk materials, fuel, fire hydrants and other miscellaneous supplies to be charged back to the individual City departments as the supplies are drawn. |
| Central Printing | To provide a centralized cost center to account for work performed for City departments by the City print shop. |
| Central Garage | To provide a central cost center to account for the cost of repairing and maintaining the City's fleet of vehicles and heavy equipment. Operating costs are charged back to City departments based upon the number of vehicles and equipment maintained and upon the department's actual utilization of the garage. |
| Central Services | To provide a central cost center for work for other governmental agencies, utilities, and individuals that is not considered to be a normal City function and is billable back to the responsible party. Included in this fund is the maintenance of the rapid transit tracks for the Regional Transit Authority, street openings and closings, public property damage repair, sidewalk repair and replacement and other miscellaneous activities. |
| Self-Insurance | To account for monies charged to the General and the Enterprise funds of the City by the Self-Insurance Reserve Fund. Since 1986 the City has directly assumed the risk of loss from general liability claims. The Self-Insurance Reserve was created by Council to provide for a loss reserve, for the administration of the self-insurance activity and to account for the worker's compensation claims. The Self-Insurance Reserve is not available to fund the general operations of the City. |

CITY OF SHAKER HEIGHTS, OHIO
INTERNAL SERVICE FUNDS
COMBINING BALANCE SHEET
DECEMBER 31, 2001
WITH COMPARATIVE TOTALS FOR DECEMBER 31, 2000

<u>ASSETS</u>	CENTRAL	CENTRAL	CENTRAL	CENTRAL	SELF	<u>TOTALS</u>	
	STORES	PRINTING	GARAGE	SERVICES	INSURANCE	2001	2000
Equity In City Treasury Cash	\$3,973	\$3,791	\$121,380	\$293,811	\$4,490,944	\$4,913,899	\$4,723,444
Receivables (Net of Allowance For Uncollectibles)							
Accounts	0	0	0	220,787	0	220,787	314,838
Special Assessments	0	0	0	128,976	0	128,976	74,209
Due From Other Funds	0	0	120,000	0	0	120,000	100,000
Inventory of Supplies	16,543	0	0	0	0	16,543	25,931
Prepaid Items	0	0	0	0	1,358	1,358	0
Fixed Assets (Net of Accumulated Depreciation)	0	3,804	79,167	2,171	0	85,142	93,195
TOTAL ASSETS	\$20,516	\$7,595	\$320,547	\$645,745	\$4,492,302	\$5,486,705	\$5,331,617
<u>LIABILITIES AND FUND EQUITY</u>							
Liabilities:							
Vouchers and Accounts Payable	\$391	\$0	\$28,073	\$23,401	\$857	\$52,722	\$83,824
Accrued Wages And Benefits	0	1,793	42,278	4,599	4,254	52,924	43,456
Compensated Absences	0	824	153,849	0	50,158	204,831	165,531
Self Insurance Claims Payable	0	0	0	0	1,202,400	1,202,400	1,282,220
Total Liabilities	391	2,617	224,200	28,000	1,257,669	1,512,877	1,575,031
Fund Equity:							
Contributed Capital							
Contributed From Governments	0	0	83,677	0	0	83,677	88,581
Retained Earnings							
Unreserved	20,125	4,978	12,670	617,745	3,234,633	3,890,151	3,668,005
Total Fund Equity	20,125	4,978	96,347	617,745	3,234,633	3,973,828	3,756,586
TOTAL LIABILITIES AND FUND EQUITY	\$20,516	\$7,595	\$320,547	\$645,745	\$4,492,302	\$5,486,705	\$5,331,617

B-170

THE CITY OF SHAKER HEIGHTS, OHIO
INTERNAL SERVICE FUND
COMBINING STATEMENT OF REVENUES, EXPENSES AND CHANGES IN RETAINED EARNINGS
FOR THE FISCAL YEAR ENDED DECEMBER 31, 2001
WITH COMPARATIVE TOTALS FOR FISCAL YEAR ENDED DECEMBER 31, 2000

	CENTRAL STORES	CENTRAL PRINTING	CENTRAL GARAGE	CENTRAL SERVICES	SELF- INSURANCE	TOTALS	
						2001	2000
OPERATING REVENUES:							
Charges For Services	\$190,047	\$121,612	\$1,070,335	\$512,322	\$374,200	\$2,268,516	\$2,413,299
Other Income	0	0	0	4,205	9,255	13,460	9,554
TOTAL OPERATING REVENUES	190,047	121,612	1,070,335	516,527	383,455	2,281,976	2,422,853
OPERATING EXPENSES:							
Personal Services	0	28,656	827,676	210,982	18,328	1,085,642	1,094,185
Travel and Education	0	1,730	95	0	95	1,920	3,406
Contractual Services	0	82,877	211,299	172,869	293,605	760,650	695,326
Materials and Supplies	218,807	6,281	35,038	106,921	974	368,021	384,038
Depreciation	0	543	6,926	584	0	8,053	8,690
TOTAL OPERATING EXPENSES	218,807	120,087	1,081,034	491,356	313,002	2,224,286	2,185,645
OPERATING INCOME (LOSS)	(28,760)	1,525	(10,699)	25,171	70,453	57,690	237,208
NON-OPERATING REVENUES							
Interest Earnings	0	0	0	0	195,573	195,573	199,954
TOTAL NON-OPERATING REVENUES	0	0	0	0	195,573	195,573	199,954
NET INCOME (LOSS) BEFORE OPERATING TRANSFERS	(28,760)	1,525	(10,699)	25,171	266,026	253,263	437,162
Operating Transfers - Out	0	0	0	(1,021)	(35,000)	(36,021)	(35,000)
NET INCOME (LOSS)	(28,760)	1,525	(10,699)	24,150	231,026	217,242	402,162
Add Depreciation On Fixed Assets Acquired By Contribution	0	0	4,904	0	0	4,904	4,904
INCREASE (DECREASE) IN RETAINED EARNINGS	(28,760)	1,525	(5,795)	24,150	231,026	222,146	407,066
RETAINED EARNINGS AT BEGINNING OF YEAR	48,885	3,453	18,465	593,595	3,003,607	3,668,005	3,260,939
RETAINED EARNINGS AT END OF YEAR	\$20,125	\$4,978	\$12,670	\$617,745	\$3,234,633	\$3,890,151	\$3,668,005

B-171

CITY OF SHAKER HEIGHTS, OHIO
INTERNAL SERVICE FUNDS
COMBINING SCHEDULE OF REVENUES, EXPENDITURES, ENCUMBRANCES AND CHANGES IN FUND BALANCE
BUDGETARY BASIS AND ACTUAL (NON GAAP BUDGET), continued
FOR THE FISCAL YEAR ENDED DECEMBER 31, 2001
WITH COMPARATIVE TOTALS FOR THE FISCAL YEAR ENDED DECEMBER 31, 2000

	Self Insurance			2001			2000		
	Budget	Actual	Variance Favorable (Unfavorable)	Budget	Actual	Variance Favorable (Unfavorable)	Budget	Actual	Variance Favorable (Unfavorable)
Revenues and Other Financing Sources									
Operating Revenue:									
Charges for Services	\$374,200	\$374,200	\$0	\$2,672,200	\$2,287,800	(\$384,400)	\$3,013,400	\$2,860,908	(\$152,492)
Other Revenues	7,500	9,255	1,755	11,500	13,460	1,960	10,100	9,554	(546)
Non-Operating Revenue:									
Interest Earnings	200,000	195,573	(4,427)	200,000	195,573	(4,427)	175,000	199,954	24,954
Total Revenues and Other Financing Sources	\$581,700	\$579,028	(\$2,672)	\$2,883,700	\$2,496,833	(\$386,867)	\$3,198,500	\$3,070,416	(\$128,084)
Expenditures and Other Financing Uses									
Current:									
Personal Services	\$95,700	\$83,525	\$12,175	\$1,146,822	\$1,125,521	\$21,301	\$1,134,600	\$1,048,212	\$86,388
Travel and Education	2,000	95	1,905	2,600	1,920	680	4,600	3,406	1,194
Contractual Services	302,600	242,143	60,457	1,050,800	825,286	225,514	1,404,100	1,227,236	176,864
Materials and Supplies	2,000	984	1,016	432,700	319,451	113,249	345,500	394,288	(48,788)
Additions and Improvements	0	0	0	0	1,380	(1,380)	40,000	6,578	33,422
Other Financing Uses:									
Operating Transfers Out	35,000	35,000	0	36,100	36,021	79	35,000	35,000	0
Advances Out	0	0	0	0	0	0	200,000	200,000	0
Total Operating Expenditures and Other Financing Uses	\$437,300	\$361,747	\$75,553	\$2,669,022	\$2,309,579	\$359,443	\$3,163,800	\$2,914,720	\$249,080
Excess of Revenues and Other Sources Over/(Under) Expenditures and Other Uses	\$144,400	\$217,281	\$72,881	\$214,678	\$187,254	(\$27,424)	\$34,700	\$155,696	\$120,996
Cash Retained Earnings - January 1	4,332,105	4,332,105	0	4,723,444	4,723,444	0	4,421,705	4,421,705	0
Prior Year's Reserve For Encumbrances Outstanding At December 31	(1,197,401)	(1,197,401)	0	(1,198,901)	(1,198,901)	0	(889,491)	(889,491)	0
Current Year Cash Expenditures Against Prior Year's Cash Fund Balance Reserved For Encumbrance	(65,912)	(62,130)	3,782	(151,953)	(125,027)	26,926	(479,370)	(315,320)	164,050
Cash Fund Balance - December 31									
Unreserved	\$3,213,192	\$3,289,855	\$76,663	\$3,587,268	\$3,586,770	(\$498)	\$3,087,544	\$3,372,590	\$285,046
Reserved for Encumbrances - All Budget Years		1,201,089			1,327,129			1,350,854	
Total Cash Fund Balance - December 31		\$4,490,944			\$4,913,899			\$4,723,444	

B-17:

City of Shaker Heights

Central Stores



Comparative Financial Statements

To provide a central cost center to account for the purchasing of office supplies, road materials, sidewalk materials, fuel, fire hydrants and other miscellaneous supplies to be charged back to the individual City departments as the supplies drawn.

**CITY OF SHAKER HEIGHTS, OHIO
CENTRAL STORES INTERNAL SERVICE FUND
COMPARATIVE BALANCE SHEET
DECEMBER 31, 2001 AND 2000**

<u>ASSETS</u>	<u>2001</u>	<u>2000</u>
Equity In City Treasury Cash	\$3,973	\$29,554
Receivables (Net of Allowance For Uncollectibles)		
Accounts	0	0
Special Assessments	0	0
Due From Other Funds	0	0
Due From Other Governments	0	0
Inventory of Supplies	16,543	25,931
Prepaid Items	0	0
Fixed Assets (Net of Accumulated Depreciation)	<u>0</u>	<u>0</u>
TOTAL ASSETS	<u><u>\$20,516</u></u>	<u><u>\$55,485</u></u>
 <u>LIABILITIES AND FUND EQUITY</u>		
Liabilities:		
Vouchers and Accounts Payable	\$391	\$6,600
Accrued Wages And Benefits	0	0
Compensated Absences	0	0
Due To Other Funds	0	0
Self Insurance Claims Payable	<u>0</u>	<u>0</u>
Total Liabilities	<u>391</u>	<u>6,600</u>
 Fund Equity:		
Contributed Capital		
Contributed From Governments	0	0
Retained Earnings		
Unreserved	<u>20,125</u>	<u>48,885</u>
Total Fund Equity	<u>20,125</u>	<u>48,885</u>
 TOTAL LIABILITIES AND FUND EQUITY	 <u><u>\$20,516</u></u>	 <u><u>\$55,485</u></u>

**THE CITY OF SHAKER HEIGHTS, OHIO
CENTRAL STORES INTERNAL SERVICE FUND
COMPARATIVE STATEMENT OF REVENUES, EXPENSES
AND CHANGES IN RETAINED EARNINGS
FOR THE FISCAL YEAR ENDED DECEMBER 31, 2001
WITH COMPARATIVE TOTALS FOR FISCAL YEAR ENDED DECEMBER 31, 2000**

	<u>2001</u>	<u>2000</u>
OPERATING REVENUES:		
Charges For Services	\$190,047	\$230,837
Other Income	0	0
	<u>190,047</u>	<u>230,837</u>
TOTAL OPERATING REVENUES	190,047	230,837
OPERATING EXPENSES:		
Personal Services	0	0
Travel and Education	0	0
Contractual Services	0	0
Materials and Supplies	218,807	239,991
Self-Insurance Claims	0	0
Depreciation	0	0
	<u>218,807</u>	<u>239,991</u>
TOTAL OPERATING EXPENSES	218,807	239,991
OPERATING LOSS	(28,760)	(9,154)
NON-OPERATING REVENUES		
Interest Earnings	0	0
	<u>0</u>	<u>0</u>
TOTAL NON-OPERATING REVENUES	0	0
NET LOSS BEFORE OPERATING TRANSFERS	(28,760)	(9,154)
Operating Transfers - In	0	0
Operating Transfers - Out	0	0
	<u>0</u>	<u>0</u>
NET LOSS	(28,760)	(9,154)
Add Depreciation On Fixed Assets Acquired By Contribution	0	0
	<u>0</u>	<u>0</u>
DECREASE IN RETAINED EARNINGS	(28,760)	(9,154)
RETAINED EARNINGS AT BEGINNING OF YEAR	48,885	58,039
	<u>48,885</u>	<u>58,039</u>
RETAINED EARNINGS AT END OF YEAR	\$20,125	\$48,885
	<u>\$20,125</u>	<u>\$48,885</u>

CITY OF SHAKER HEIGHTS, OHIO
CENTRAL STORES INTERNAL SERVICE FUND
COMPARATIVE SCHEDULE OF REVENUES, EXPENDITURES, ENCUMBRANCES AND CHANGES IN FUND BALANCE
BUDGETARY BASIS AND ACTUAL (NON GAAP BUDGET)
FOR THE FISCAL YEAR ENDED DECEMBER 31, 2001
WITH COMPARATIVE TOTALS FOR THE FISCAL YEAR ENDED DECEMBER 31, 2000

	2001			2000		
	Budget	Actual	Variance Favorable (Unfavorable)	Budget	Actual	Variance Favorable (Unfavorable)
<u>Revenues and Other Financing Sources</u>						
<u>Operating Revenue:</u>						
Charges for Services	\$260,000	\$190,047	(\$69,953)	\$225,000	\$230,837	\$5,837
Total Revenues and Other Financing Sources	\$260,000	\$190,047	(\$69,953)	\$225,000	\$230,837	\$5,837
<u>Expenditures and Other Financing Uses</u>						
<u>Current:</u>						
Materials and Supplies	\$260,000	\$204,659	\$55,341	\$225,000	\$242,036	(\$17,036)
Total Operating Expenditures and Other Financing Uses	\$260,000	\$204,659	\$55,341	\$225,000	\$242,036	(\$17,036)
Excess of Revenues and Other Sources Over/(Under) Expenditures and Other Uses	\$0	(\$14,612)	(\$14,612)	\$0	(\$11,199)	(\$11,199)
Cash Retained Earnings - January 1	29,554	29,554	0	41,460	41,460	0
Prior Year's Reserve For Encumbrances Outstanding At December 31	0	0	0	0	0	0
Current Year Cash Expenditures Against Prior Year's Cash Fund Balance Reserved For Encumbrance	(10,969)	(10,969)	0	(12,555)	(11,676)	879
Cash Fund Balance - December 31 Unreserved	\$18,585	\$3,973	(\$14,612)	\$28,905	\$18,585	(\$10,320)
Reserved for Encumbrances - All Budget Years		0			10,969	
Total Cash Fund Balance - December 31		\$3,973			\$29,554	

**CITY OF SHAKER HEIGHTS, OHIO
CENTRAL STORES INTERNAL SERVICE FUND
COMPARATIVE STATEMENT OF CASH FLOWS
FOR THE FISCAL YEAR ENDED DECEMBER 31, 2001
WITH COMPARATIVE TOTALS FOR THE FISCAL YEAR ENDED DECEMBER 31, 2000**

	<u>2001</u>	<u>2000</u>
OPERATING ACTIVITIES:		
Cash Received From Customers	\$190,047	\$230,837
Cash Payments to Suppliers	(215,628)	(242,743)
Cash Payments to Employees	0	0
Other Operating Receipts (Payments)	0	0
NET CASH USED BY OPERATING ACTIVITIES:	<u>(25,581)</u>	<u>(11,906)</u>
NONCAPITAL FINANCING ACTIVITIES:		
Operating Transfers-In	0	0
Operating Transfers-Out	0	0
NET CASH PROVIDED (USED) BY NON-CAPITAL FINANCING ACTIVITIES	<u>0</u>	<u>0</u>
CAPITAL AND RELATED FINANCING ACTIVITIES:		
Purchase of Property, Plant and Equipment	0	0
Contributed Capital	0	0
NET CASH USED BY CAPITAL AND RELATED FINANCING ACTIVITIES	<u>0</u>	<u>0</u>
INVESTING ACTIVITIES:		
Interest Earned on Investments	0	0
NET CASH PROVIDED BY INVESTING ACTIVITIES	<u>0</u>	<u>0</u>
NET DECREASE IN CASH AND CASH EQUIVALENTS	(25,581)	(11,906)
Cash/Cash Equivalents at Beginning of Year	<u>29,554</u>	<u>41,460</u>
Cash/Cash Equivalents at End of Year	<u><u>\$3,973</u></u>	<u><u>\$29,554</u></u>
 RECONCILIATION OF OPERATING LOSS TO NET CASH USED BY OPERATING ACTIVITIES:		
Operating Loss	(\$28,760)	(\$9,154)
Adjustments to Reconcile Operating Loss to Net Cash Used By Operating Activities:		
Decrease in Inventory	9,388	373
(Decrease) in Vouchers and Accounts Payable	(6,209)	(3,125)
Total Adjustments	<u>3,179</u>	<u>(2,752)</u>
NET CASH USED BY OPERATING ACTIVITIES	<u><u>(\$25,581)</u></u>	<u><u>(\$11,906)</u></u>

City of Shaker Heights



City of Shaker Heights

Central Printing



Comparative Financial Statements

To provide a centralized cost center to account for work performed for City departments by the City print shop.

**CITY OF SHAKER HEIGHTS, OHIO
CENTRAL PRINTING INTERNAL SERVICE FUND
COMPARATIVE BALANCE SHEET
DECEMBER 31, 2001 AND 2000**

<u>ASSETS</u>	<u>2001</u>	<u>2000</u>
Equity In City Treasury Cash	\$3,791	\$1,112
Receivables (Net of Allowance For Uncollectibles)		
Accounts	0	0
Special Assessments	0	0
Due From Other Funds	0	0
Due From Other Governments	0	0
Inventory of Supplies	0	0
Prepaid Items	0	0
Fixed Assets (Net of Accumulated Depreciation)	<u>3,804</u>	<u>4,347</u>
TOTAL ASSETS	<u><u>\$7,595</u></u>	<u><u>\$5,459</u></u>
 <u>LIABILITIES AND FUND EQUITY</u>		
Liabilities:		
Vouchers and Accounts Payable	\$0	\$0
Accrued Wages And Benefits	1,793	1,319
Compensated Absences	824	687
Due To Other Funds	0	0
Self Insurance Claims Payable	<u>0</u>	<u>0</u>
Total Liabilities	<u>2,617</u>	<u>2,006</u>
 Fund Equity:		
Contributed Capital		
Contributed From Governments	0	0
Retained Earnings		
Unreserved	<u>4,978</u>	<u>3,453</u>
Total Fund Equity	<u>4,978</u>	<u>3,453</u>
 TOTAL LIABILITIES AND FUND EQUITY	 <u><u>\$7,595</u></u>	 <u><u>\$5,459</u></u>

**THE CITY OF SHAKER HEIGHTS, OHIO
CENTRAL PRINTING INTERNAL SERVICE FUND
COMPARATIVE STATEMENT OF REVENUES, EXPENSES
AND CHANGES IN RETAINED EARNINGS
FOR THE FISCAL YEAR ENDED DECEMBER 31, 2001
WITH COMPARATIVE TOTALS FOR FISCAL YEAR ENDED DECEMBER 31, 2000**

	<u>2001</u>	<u>2000</u>
OPERATING REVENUES:		
Charges For Services	\$121,612	\$52,841
Other Income	0	0
	<u>121,612</u>	<u>52,841</u>
TOTAL OPERATING REVENUES	121,612	52,841
OPERATING EXPENSES:		
Personal Services	28,656	27,183
Travel and Education	1,730	1,586
Contractual Services	82,877	8,540
Materials and Supplies	6,281	15,628
Self-Insurance Claims	0	0
Depreciation	543	543
	<u>120,087</u>	<u>53,480</u>
TOTAL OPERATING EXPENSES	120,087	53,480
OPERATING INCOME (LOSS)	1,525	(639)
NON-OPERATING REVENUES		
Interest Earnings	0	0
	<u>0</u>	<u>0</u>
TOTAL NON-OPERATING REVENUES	0	0
NET INCOME (LOSS) BEFORE OPERATING TRANSFERS	1,525	(639)
Operating Transfers - In	0	0
Operating Transfers - Out	0	0
	<u>0</u>	<u>0</u>
NET INCOME (LOSS)	1,525	(639)
Add Depreciation On Fixed Assets Acquired By Contribution	0	0
	<u>0</u>	<u>0</u>
INCREASE (DECREASE) IN RETAINED EARNINGS	1,525	(639)
RETAINED EARNINGS AT BEGINNING OF YEAR	3,453	4,092
	<u>3,453</u>	<u>4,092</u>
RETAINED EARNINGS AT END OF YEAR	\$4,978	\$3,453
	<u>\$4,978</u>	<u>\$3,453</u>

CITY OF SHAKER HEIGHTS, OHIO
CENTRAL PRINTING INTERNAL SERVICE FUND
COMPARATIVE SCHEDULE OF REVENUES, EXPENDITURES, ENCUMBRANCES AND CHANGES IN FUND BALANCE
BUDGETARY BASIS AND ACTUAL (NON GAAP BUDGET)
FOR THE FISCAL YEAR ENDED DECEMBER 31, 2001
WITH COMPARATIVE TOTALS FOR THE FISCAL YEAR ENDED DECEMBER 31, 2000

	2001			2000		
	Budget	Actual	Variance Favorable (Unfavorable)	Budget	Actual	Variance Favorable (Unfavorable)
Revenues and Other Financing Sources						
Operating Revenue:						
Charges for Services	\$123,200	\$121,612	(\$1,588)	\$55,000	\$52,841	(\$2,159)
Total Revenues and Other Financing Sources	\$123,200	\$121,612	(\$1,588)	\$55,000	\$52,841	(\$2,159)
Expenditures and Other Financing Uses						
Current:						
Personal Services	\$28,000	\$28,369	(\$369)	\$28,000	\$27,084	\$916
Travel and Education	600	1,730	(1,130)	600	1,586	(986)
Contractual Services	81,000	82,923	(1,923)	13,600	8,540	5,060
Materials and Supplies	13,600	6,280	7,320	12,800	15,628	(2,828)
Total Operating Expenditures and Other Financing Uses	\$123,200	\$119,302	\$3,898	\$55,000	\$52,838	\$2,162
Excess of Revenues and Other Sources Over/(Under) Expenditures and Other Uses	\$0	\$2,310	\$2,310	\$0	\$3	\$3
Cash Retained Earnings - January 1	1,112	1,112	0	1,446	1,446	0
Prior Year's Reserve For Encumbrances Outstanding At December 31	0	0	0	0	0	0
Current Year Cash Expenditures Against Prior Year's Cash Fund Balance Reserved For Encumbrance	(451)	(451)	0	(885)	(788)	97
Cash Fund Balance - December 31						
Unreserved	\$661	\$2,971	\$2,310	\$561	\$661	\$100
Reserved for Encumbrances - All Budget Years		820			451	
Total Cash Fund Balance - December 31		\$3,791			\$1,112	

**CITY OF SHAKER HEIGHTS, OHIO
CENTRAL PRINTING INTERNAL SERVICE FUND
COMPARATIVE STATEMENT OF CASH FLOWS
FOR THE FISCAL YEAR ENDED DECEMBER 31, 2001
WITH COMPARATIVE TOTALS FOR THE FISCAL YEAR ENDED DECEMBER 31, 2000**

	2001	2000
OPERATING ACTIVITIES:		
Cash Received From Customers	\$121,612	\$52,841
Cash Payments to Suppliers	(90,888)	(25,754)
Cash Payments to Employees	(28,045)	(27,421)
Other Operating Receipts (Payments)	0	0
NET CASH PROVIDED (USED) BY OPERATING ACTIVITIES:	2,679	(334)
NONCAPITAL FINANCING ACTIVITIES:		
Operating Transfers-In	0	0
Operating Transfers-Out	0	0
NET CASH PROVIDED (USED) BY NON-CAPITAL FINANCING ACTIVITIES	0	0
CAPITAL AND RELATED FINANCING ACTIVITIES:		
Purchase of Property, Plant and Equipment	0	0
Contributed Capital	0	0
NET CASH USED BY CAPITAL AND RELATED FINANCING ACTIVITIES	0	0
INVESTING ACTIVITIES:		
Interest Earned on Investments	0	0
NET CASH PROVIDED BY INVESTING ACTIVITIES	0	0
NET INCREASE (DECREASE) IN CASH AND CASH EQUIVALENTS	2,679	(334)
Cash/Cash Equivalents at Beginning of Year	1,112	1,446
Cash/Cash Equivalents at End of Year	\$3,791	\$1,112
 RECONCILIATION OF OPERATING INCOME (LOSS) TO NET CASH PROVIDED (USED) BY OPERATING ACTIVITIES		
Operating Income (Loss)	\$1,525	(\$639)
Adjustments to Reconcile Operating Income (Loss) to Net Cash Provided (Used) By Operating Activities:		
Depreciation Expense	543	543
Increase in Accrued Wages and Benefits Payable	474	15
Increase in Compensated Absences Payable	137	361
(Decrease) in Due to Other Funds	0	(614)
Total Adjustments	1,154	305
NET CASH PROVIDED (USED) BY OPERATING ACTIVITIES	\$2,679	(\$334)

City of Shaker Heights



City of Shaker Heights

Central Garage



Comparative Financial Statements

To provide a central cost center to account for the cost of repairing and maintaining the City's fleet of vehicles and heavy equipment. Operating costs are charged back to City departments based upon the number of vehicles and equipment maintained and upon the department's actual utilization of the garage.

**CITY OF SHAKER HEIGHTS, OHIO
CENTRAL GARAGE INTERNAL SERVICE FUND
COMPARATIVE BALANCE SHEET
DECEMBER 31, 2001 AND 2000**

<u>ASSETS</u>	<u>2001</u>	<u>2000</u>
Equity In City Treasury Cash	\$121,380	\$121,380
Receivables (Net of Allowance For Uncollectibles)		
Accounts	0	0
Special Assessments	0	0
Due From Other Funds	120,000	100,000
Due From Other Governments	0	0
Inventory of Supplies	0	0
Prepaid Items	0	0
Fixed Assets (Net of Accumulated Depreciation)	<u>79,167</u>	<u>86,093</u>
 TOTAL ASSETS	 <u><u>\$320,547</u></u>	 <u><u>\$307,473</u></u>
 <u>LIABILITIES AND FUND EQUITY</u>		
Liabilities:		
Vouchers and Accounts Payable	\$28,073	\$36,043
Accrued Wages And Benefits	42,278	35,402
Compensated Absences	153,849	128,982
Due To Other Funds	0	0
Self Insurance Claims Payable	0	0
Total Liabilities	<u>224,200</u>	<u>200,427</u>
Fund Equity:		
Contributed Capital		
Contributed From Governments	83,677	88,581
Retained Earnings		
Unreserved	<u>12,670</u>	<u>18,465</u>
 Total Fund Equity	 <u>96,347</u>	 <u>107,046</u>
 TOTAL LIABILITIES AND FUND EQUITY	 <u><u>\$320,547</u></u>	 <u><u>\$307,473</u></u>

**THE CITY OF SHAKER HEIGHTS, OHIO
CENTRAL GARAGE INTERNAL SERVICE FUND
COMPARATIVE STATEMENT OF REVENUES, EXPENSES
AND CHANGES IN RETAINED EARNINGS
FOR THE FISCAL YEAR ENDED DECEMBER 31, 2001
WITH COMPARATIVE TOTALS FOR FISCAL YEAR ENDED DECEMBER 31, 2000**

	<u>2001</u>	<u>2000</u>
OPERATING REVENUES:		
Charges For Services	\$1,070,335	\$1,042,159
Other Income	0	0
TOTAL OPERATING REVENUES	<u>1,070,335</u>	<u>1,042,159</u>
OPERATING EXPENSES:		
Personal Services	827,676	780,602
Travel and Education	95	1,654
Contractual Services	211,299	198,296
Materials and Supplies	35,038	50,392
Self-Insurance Claims	0	0
Depreciation	6,926	6,984
TOTAL OPERATING EXPENSES	<u>1,081,034</u>	<u>1,037,928</u>
OPERATING INCOME (LOSS)	(10,699)	4,231
NON-OPERATING REVENUES		
Interest Earnings	0	0
TOTAL NON-OPERATING REVENUES	<u>0</u>	<u>0</u>
NET INCOME (LOSS) BEFORE OPERATING TRANSFERS	(10,699)	4,231
Operating Transfers - In	0	0
Operating Transfers - Out	0	0
NET INCOME (LOSS)	(10,699)	4,231
Add Depreciation On Fixed Assets Acquired By Contribution	4,904	4,904
INCREASE (DECREASE) IN RETAINED EARNINGS	(5,795)	9,135
RETAINED EARNINGS AT BEGINNING OF YEAR	<u>18,465</u>	<u>9,330</u>
RETAINED EARNINGS AT END OF YEAR	<u><u>\$12,670</u></u>	<u><u>\$18,465</u></u>

CITY OF SHAKER HEIGHTS, OHIO
CENTRAL GARAGE INTERNAL SERVICE FUND
COMPARATIVE SCHEDULE OF REVENUES, EXPENDITURES, ENCUMBRANCES AND CHANGES IN FUND BALANCE
BUDGETARY BASIS AND ACTUAL (NON GAAP BUDGET)
FOR THE FISCAL YEAR ENDED DECEMBER 31, 2001
WITH COMPARATIVE TOTALS FOR THE FISCAL YEAR ENDED DECEMBER 31, 2000

	2001			2000		
	Budget	Actual	Variance Favorable (Unfavorable)	Budget	Actual	Variance Favorable (Unfavorable)
Revenues and Other Financing Sources						
Operating Revenue:						
Charges for Services	\$1,060,000	\$1,050,335	(\$9,665)	\$971,300	\$977,159	\$5,859
Total Revenues and Other Financing Sources	\$1,060,000	\$1,050,335	(\$9,665)	\$971,300	\$977,159	\$5,859
Expenditures and Other Financing Uses						
Current:						
Personal Services	\$800,000	\$802,300	(\$2,300)	\$789,100	\$748,849	\$40,251
Travel and Education	0	95	(95)	2,000	1,654	346
Contractual Services	222,900	218,988	3,912	142,400	183,463	(41,063)
Materials and Supplies	37,100	35,710	1,390	38,100	53,038	(14,938)
Additions and Improvements	0	0	0	10,000	2,378	7,622
Total Operating Expenditures and Other Financing Uses	\$1,060,000	\$1,057,093	\$2,907	\$981,600	\$989,382	(\$7,782)
Excess of Revenues and Other Sources Over/(Under) Expenditures and Other Uses	\$0	(\$6,758)	(\$6,758)	(\$10,300)	(\$12,223)	(\$1,923)
Cash Retained Earnings - January 1	121,380	121,380	0	121,380	121,380	0
Prior Year's Reserve For Encumbrances Outstanding At December 31	0	0	0	(4,842)	(4,842)	0
Current Year Cash Expenditures Against Prior Year's Cash Fund Balance Reserved For Encumbrance	(41,780)	(31,080)	10,700	(26,003)	(24,715)	1,288
Cash Fund Balance - December 31						
Unreserved	\$79,600	\$83,542	\$3,942	\$80,235	\$79,600	(\$635)
Reserved for Encumbrances - All Budget Years		37,838			41,780	
Total Cash Fund Balance - December 31		\$121,380			\$121,380	

**CITY OF SHAKER HEIGHTS, OHIO
CENTRAL GARAGE INTERNAL SERVICE FUND
COMPARATIVE STATEMENT OF CASH FLOWS
FOR THE FISCAL YEAR ENDED DECEMBER 31, 2001
WITH COMPARATIVE TOTALS FOR THE FISCAL YEAR ENDED DECEMBER 31, 2000**

	<u>2001</u>	<u>2000</u>
OPERATING ACTIVITIES:		
Cash Received From Customers	\$1,050,335	\$977,159
Cash Payments to Suppliers	(254,402)	(221,584)
Cash Payments to Employees	(795,933)	(754,079)
Other Operating Receipts (Payments)	0	0
NET CASH PROVIDED BY OPERATING ACTIVITIES	<u>0</u>	<u>1,496</u>
NONCAPITAL FINANCING ACTIVITIES:		
Operating Transfers-In	0	0
Operating Transfers-Out	0	0
NET CASH PROVIDED (USED) BY NON-CAPITAL FINANCING ACTIVITIES	<u>0</u>	<u>0</u>
CAPITAL AND RELATED FINANCING ACTIVITIES:		
Purchase of Property, Plant and Equipment	0	(1,496)
Contributed Capital	0	0
NET CASH USED BY CAPITAL AND RELATED FINANCING ACTIVITIES	<u>0</u>	<u>(1,496)</u>
INVESTING ACTIVITIES:		
Interest Earned on Investments	0	0
NET CASH PROVIDED BY INVESTING ACTIVITIES	<u>0</u>	<u>0</u>
NET INCREASE IN CASH AND CASH EQUIVALENTS	0	0
Cash/Cash Equivalents at Beginning of Year	<u>121,380</u>	<u>121,380</u>
Cash/Cash Equivalents at End of Year	<u><u>\$121,380</u></u>	<u><u>\$121,380</u></u>
 RECONCILIATION OF OPERATING INCOME (LOSS) TO NET CASH PROVIDED BY OPERATING ACTIVITIES		
Operating Income (Loss)	(\$10,699)	\$4,231
Adjustments to Reconcile Operating Income (Loss) to Net Cash Provided By Operating Activities:		
Depreciation Expense	6,926	6,984
(Increase) in Due From Other Funds	(20,000)	(65,000)
Increase (Decrease) in Vouchers and Accounts Payable	(7,970)	28,758
Increase in Accrued Wages and Benefits Payable	6,876	4,733
Increase in Compensated Absences Payable	24,867	38,601
(Decrease) in Due to Other Funds	0	(16,811)
Total Adjustments	<u>10,699</u>	<u>(2,735)</u>
NET CASH PROVIDED BY OPERATING ACTIVITIES	<u><u>\$0</u></u>	<u><u>\$1,496</u></u>

City of Shaker Heights



City of Shaker Heights

Central Services



Comparative Financial Statements

To provide a central cost center for work for other governmental agencies, utilities, and individuals that is not considered to be a normal city function and is billable back to the responsible party. Included in this fund is the maintenance of the rapid transit tracks for the Regional Transit Authority, street openings and closings, public property damage repair, sidewalk repair and replacement and other miscellaneous activities.

CITY OF SHAKER HEIGHTS, OHIO
CENTRAL SERVICES INTERNAL SERVICE FUND
COMPARATIVE BALANCE SHEET
DECEMBER 31, 2001 AND 2000

<u>ASSETS</u>	<u>2001</u>	<u>2000</u>
Equity In City Treasury Cash	\$293,811	\$239,293
Receivables (Net of Allowance For Uncollectibles)		
Accounts	220,787	314,838
Special Assessments	128,976	74,209
Due From Other Funds	0	0
Due From Other Governments	0	0
Inventory of Supplies	0	0
Prepaid Items	0	0
Fixed Assets (Net of Accumulated Depreciation)	<u>2,171</u>	<u>2,755</u>
 TOTAL ASSETS	 <u><u>\$645,745</u></u>	 <u><u>\$631,095</u></u>
 <u>LIABILITIES AND FUND EQUITY</u>		
Liabilities:		
Vouchers and Accounts Payable	\$23,401	\$33,559
Accrued Wages And Benefits	4,599	3,941
Compensated Absences	0	0
Due To Other Funds	0	0
Self Insurance Claims Payable	0	0
Total Liabilities	<u>28,000</u>	<u>37,500</u>
Fund Equity:		
Contributed Capital		
Contributed From Governments	0	0
Retained Earnings		
Unreserved	<u>617,745</u>	<u>593,595</u>
 Total Fund Equity	 <u>617,745</u>	 <u>593,595</u>
 TOTAL LIABILITIES AND FUND EQUITY	 <u><u>\$645,745</u></u>	 <u><u>\$631,095</u></u>

**THE CITY OF SHAKER HEIGHTS, OHIO
CENTRAL SERVICES INTERNAL SERVICE FUND
COMPARATIVE STATEMENT OF REVENUES, EXPENSES
AND CHANGES IN RETAINED EARNINGS
FOR THE FISCAL YEAR ENDED DECEMBER 31, 2001
WITH COMPARATIVE TOTALS FOR FISCAL YEAR ENDED DECEMBER 31, 2000**

	<u>2001</u>	<u>2000</u>
OPERATING REVENUES:		
Charges For Services	\$512,322	\$816,552
Other Income	4,205	1,924
	<u>516,527</u>	<u>818,476</u>
TOTAL OPERATING REVENUES		
OPERATING EXPENSES:		
Personal Services	210,982	167,410
Travel and Education	0	0
Contractual Services	172,869	444,597
Materials and Supplies	106,921	76,876
Self-Insurance Claims	0	0
Depreciation	584	584
	<u>491,356</u>	<u>689,467</u>
TOTAL OPERATING EXPENSES		
OPERATING INCOME	25,171	129,009
NON-OPERATING REVENUES		
Interest Earnings	0	0
	<u>0</u>	<u>0</u>
TOTAL NON-OPERATING REVENUES		
NET INCOME BEFORE OPERATING TRANSFERS	25,171	129,009
Operating Transfers - In	0	0
Operating Transfers - Out	(1,021)	0
	<u>24,150</u>	<u>129,009</u>
NET INCOME		
Add Depreciation On Fixed Assets Acquired By Contribution	0	0
	<u>24,150</u>	<u>129,009</u>
INCREASE IN RETAINED EARNINGS		
RETAINED EARNINGS AT BEGINNING OF YEAR	593,595	464,586
RETAINED EARNINGS AT END OF YEAR	<u>\$617,745</u>	<u>\$593,595</u>

CITY OF SHAKER HEIGHTS, OHIO
CENTRAL SERVICES INTERNAL SERVICE FUND
COMPARATIVE SCHEDULE OF REVENUES, EXPENDITURES, ENCUMBRANCES AND CHANGES IN FUND BALANCE
BUDGETARY BASIS AND ACTUAL (NON GAAP BUDGET)
FOR THE FISCAL YEAR ENDED DECEMBER 31, 2001
WITH COMPARATIVE TOTALS FOR THE FISCAL YEAR ENDED DECEMBER 31, 2000

	2001			2000		
	Budget	Actual	Variance Favorable (Unfavorable)	Budget	Actual	Variance Favorable (Unfavorable)
Revenues and Other Financing Sources						
Operating Revenue:						
Charges for Services	\$854,800	\$551,606	(\$303,194)	\$879,900	\$717,840	(\$162,060)
Other Revenues	4,000	4,205	205	5,100	1,924	(3,176)
Total Revenues and Other Financing Sources	\$858,800	\$555,811	(\$302,989)	\$885,000	\$719,764	(\$165,236)
Expenditures and Other Financing Uses						
Current:						
Personal Services	\$223,122	\$211,327	\$11,795	\$218,200	\$172,545	\$45,655
Contractual Services	444,300	281,232	163,068	369,100	284,993	84,107
Materials and Supplies	120,000	71,818	48,182	67,700	82,695	(14,995)
Additions and Improvements	0	1,380	(1,380)	30,000	1,380	28,620
Other Financing Uses:						
Operating Transfers Out	1,100	1,021	79	0	0	0
Advances Out	0	0	0	200,000	200,000	0
Total Operating Expenditures and Other Financing Uses	\$788,522	\$566,778	\$221,744	\$885,000	\$741,613	\$143,387
Excess of Revenues and Other Sources Over/(Under) Expenditures and Other Uses	\$70,278	(\$10,967)	(\$81,245)	\$0	(\$21,849)	(\$21,849)
Cash Retained Earnings - January 1	239,293	239,293	0	413,674	413,674	0
Prior Year's Reserve For Encumbrances Outstanding At December 31	(1,500)	(1,500)	0	(2,422)	(2,422)	0
Current Year Cash Expenditures Against Prior Year's Cash Fund Balance Reserved For Encumbrance	(32,841)	(20,397)	12,444	(346,237)	(184,451)	161,786
Cash Fund Balance - December 31						
Unreserved	\$275,230	\$206,429	(\$68,801)	\$65,015	\$204,952	\$139,937
Reserved for Encumbrances - All Budget Years		87,382			34,341	
Total Cash Fund Balance - December 31		\$293,811			\$239,293	

**CITY OF SHAKER HEIGHTS, OHIO
CENTRAL SERVICES INTERNAL SERVICE FUND
COMPARATIVE STATEMENT OF CASH FLOWS
FOR THE FISCAL YEAR ENDED DECEMBER 31, 2001
WITH COMPARATIVE TOTALS FOR THE FISCAL YEAR ENDED DECEMBER 31, 2000**

	<u>2001</u>	<u>2000</u>
OPERATING ACTIVITIES:		
Cash Received From Customers	\$551,606	\$717,840
Cash Payments to Suppliers	(289,537)	(720,194)
Cash Payments to Employees	(210,735)	(172,582)
Other Operating Receipts (Payments)	4,205	1,924
NET CASH PROVIDED (USED) BY OPERATING ACTIVITIES:	<u>55,539</u>	<u>(173,012)</u>
NONCAPITAL FINANCING ACTIVITIES:		
Operating Transfers - In	0	0
Operating Transfers - Out	(1,021)	0
NET CASH USED BY NON-CAPITAL FINANCING ACTIVITIES	<u>(1,021)</u>	<u>0</u>
CAPITAL AND RELATED FINANCING ACTIVITIES:		
Purchase of Property, Plant and Equipment	0	(1,369)
Contributed Capital	0	0
NET CASH USED BY CAPITAL AND RELATED FINANCING ACTIVITIES	<u>0</u>	<u>(1,369)</u>
INVESTING ACTIVITIES:		
Interest Earned on Investments	0	0
NET CASH PROVIDED BY INVESTING ACTIVITIES	<u>0</u>	<u>0</u>
NET INCREASE(DECREASE) IN CASH AND CASH EQUIVALENTS	54,518	(174,381)
Cash/Cash Equivalents at Beginning of Year	<u>239,293</u>	<u>413,674</u>
Cash/Cash Equivalents at End of Year	<u><u>\$293,811</u></u>	<u><u>\$239,293</u></u>
 RECONCILIATION OF OPERATING INCOME TO NET CASH PROVIDED (USED) BY OPERATING ACTIVITIES:		
Operating Income	\$25,171	\$129,009
Adjustments to Reconcile Operating Income to Net Cash Provided (Used) By Operating Activities:		
Depreciation Expense	584	584
(Increase) Decrease in Receivables	39,284	(101,585)
Decrease in Due From Other Governments	0	2,873
Increase (Decrease) in Vouchers and Accounts Payable	(10,158)	1,690
Increase (Decrease) in Accrued Wages and Benefits Payable	658	(1,412)
(Decrease) in Due to Other Funds	0	(204,171)
Total Adjustments	<u>30,368</u>	<u>(302,021)</u>
NET CASH PROVIDED (USED) BY OPERATING ACTIVITIES	<u><u>\$55,539</u></u>	<u><u>(\$173,012)</u></u>

City of Shaker Heights



City of Shaker Heights

Self Insurance



Comparative Financial Statements

To account for monies charged to the General and the Enterprise funds of the City by the Self-Insurance Reserve Fund. Since 1986 the City has directly assumed the risk of loss from general liability claims. The Self-Insurance Reserve was created by Council to provide for a loss reserve, for the administration of the self-insurance activity and to account for the workers' compensation claims. The Self-Insurance Reserve is not available to fund the general operations of the City.

**CITY OF SHAKER HEIGHTS, OHIO
 SELF-INSURANCE INTERNAL SERVICE FUND
 COMPARATIVE BALANCE SHEET
DECEMBER 31, 2001 AND 2000**

<u>ASSETS</u>	<u>2001</u>	<u>2000</u>
Equity In City Treasury Cash	\$4,490,944	\$4,332,105
Receivables (Net of Allowance For Uncollectibles)		
Accounts	0	0
Special Assessments	0	0
Due From Other Funds	0	0
Due From Other Governments	0	0
Inventory of Supplies	0	0
Prepaid Items	1,358	0
Fixed Assets (Net of Accumulated Depreciation)	<u>0</u>	<u>0</u>
TOTAL ASSETS	<u><u>\$4,492,302</u></u>	<u><u>\$4,332,105</u></u>
 <u>LIABILITIES AND FUND EQUITY</u>		
Liabilities:		
Vouchers and Accounts Payable	\$857	\$7,622
Accrued Wages And Benefits	4,254	2,794
Compensated Absences	50,158	35,862
Due To Other Funds	0	0
Self Insurance Claims Payable	<u>1,202,400</u>	<u>1,282,220</u>
Total Liabilities	<u><u>1,257,669</u></u>	<u><u>1,328,498</u></u>
 Fund Equity:		
Contributed Capital		
Contributed From Governments	0	0
Retained Earnings		
Unreserved	<u>3,234,633</u>	<u>3,003,607</u>
Total Fund Equity	<u><u>3,234,633</u></u>	<u><u>3,003,607</u></u>
 TOTAL LIABILITIES AND FUND EQUITY	 <u><u>\$4,492,302</u></u>	 <u><u>\$4,332,105</u></u>

**THE CITY OF SHAKER HEIGHTS, OHIO
 SELF-INSURANCE INTERNAL SERVICE FUND
 COMPARATIVE STATEMENT OF REVENUES, EXPENSES
 AND CHANGES IN RETAINED EARNINGS
 FOR THE FISCAL YEAR ENDED DECEMBER 31, 2001
WITH COMPARATIVE TOTALS FOR FISCAL YEAR ENDED DECEMBER 31, 2000**

	<u>2001</u>	<u>2000</u>
OPERATING REVENUES:		
Charges For Services	\$374,200	\$270,910
Other Income	9,255	7,630
	<u>383,455</u>	<u>278,540</u>
TOTAL OPERATING REVENUES		
OPERATING EXPENSES:		
Personal Services	18,328	118,990
Travel and Education	95	166
Contractual Services	293,605	43,893
Materials and Supplies	974	1,151
Self-Insurance Claims	0	0
Depreciation	0	579
	<u>313,002</u>	<u>164,779</u>
TOTAL OPERATING EXPENSES		
OPERATING INCOME	70,453	113,761
NON-OPERATING REVENUES		
Interest Earnings	195,573	199,954
	<u>195,573</u>	<u>199,954</u>
TOTAL NON-OPERATING REVENUES		
NET INCOME BEFORE OPERATING TRANSFERS	266,026	313,715
Operating Transfers - In	0	0
Operating Transfers - Out	(35,000)	(35,000)
	<u>231,026</u>	<u>278,715</u>
NET INCOME		
Add Depreciation On Fixed Assets Acquired By Contribution	0	0
	<u>231,026</u>	<u>278,715</u>
INCREASE IN RETAINED EARNINGS		
RETAINED EARNINGS AT BEGINNING OF YEAR	3,003,607	2,724,892
	<u>3,003,607</u>	<u>2,724,892</u>
RETAINED EARNINGS AT END OF YEAR	<u>\$3,234,633</u>	<u>\$3,003,607</u>

CITY OF SHAKER HEIGHTS, OHIO
 SELF-INSURANCE INTERNAL SERVICE FUND
 COMPARATIVE SCHEDULE OF REVENUES, EXPENDITURES, ENCUMBRANCES AND CHANGES IN FUND BALANCE
 BUDGETARY BASIS AND ACTUAL (NON GAAP BUDGET)
 FOR THE FISCAL YEAR ENDED DECEMBER 31, 2001
WITH COMPARATIVE TOTALS FOR THE FISCAL YEAR ENDED DECEMBER 31, 2000

	2001			2000		
	Budget	Actual	Variance Favorable (Unfavorable)	Budget	Actual	Variance Favorable (Unfavorable)
Revenues and Other Financing Sources						
Operating Revenue:						
Charges for Services	\$374,200	\$374,200	\$0	\$882,200	\$882,231	\$31
Other Revenues	7,500	9,255	1,755	5,000	7,630	2,630
Non-Operating Revenue:						
Interest Earnings	200,000	195,573	(4,427)	175,000	199,954	24,954
Total Revenues and Other Financing Sources	<u>\$581,700</u>	<u>\$579,028</u>	<u>(\$2,672)</u>	<u>\$1,062,200</u>	<u>\$1,089,815</u>	<u>\$27,615</u>
Expenditures and Other Financing Uses						
Current:						
Personal Services	\$95,700	\$83,525	\$12,175	\$99,300	\$99,734	(\$434)
Travel and Education	2,000	95	1,905	2,000	166	1,834
Contractual Services	302,600	242,143	60,457	879,000	750,240	128,760
Materials and Supplies	2,000	984	1,016	1,900	891	1,009
Additions and Improvements	0	0	0	0	2,820	(2,820)
Other Financing Uses:						
Operating Transfers Out	35,000	35,000	0	35,000	35,000	0
Total Operating Expenditures and Other Financing Uses	<u>\$437,300</u>	<u>\$361,747</u>	<u>\$75,553</u>	<u>\$1,017,200</u>	<u>\$888,851</u>	<u>\$128,349</u>
Excess of Revenues and Other Sources Over/(Under) Expenditures and Other Uses	\$144,400	\$217,281	\$72,881	\$45,000	\$200,964	\$155,964
Cash Retained Earnings - January 1	4,332,105	4,332,105	0	3,843,745	3,843,745	0
Prior Year's Reserve For Encumbrances Outstanding At December 31	(1,197,401)	(1,197,401)	0	(882,227)	(882,227)	0
Current Year Cash Expenditures Against Prior Year's Cash Fund Balance Reserved For Encumbrance	(65,912)	(62,130)	3,782	(93,690)	(93,690)	0
Cash Fund Balance - December 31 Unreserved	<u>\$3,213,192</u>	<u>\$3,289,855</u>	<u>\$76,663</u>	<u>\$2,912,828</u>	<u>\$3,068,792</u>	<u>\$155,964</u>
Reserved for Encumbrances - All Budget Years		1,201,089			1,263,313	
Total Cash Fund Balance - December 31		<u>\$4,490,944</u>			<u>\$4,332,105</u>	

**CITY OF SHAKER HEIGHTS, OHIO
 SELF-INSURANCE INTERNAL SERVICE FUND
 COMPARATIVE STATEMENT OF CASH FLOWS
 FOR THE FISCAL YEAR ENDED DECEMBER 31, 2001
WITH COMPARATIVE TOTALS FOR THE FISCAL YEAR ENDED DECEMBER 31, 2000**

	<u>2001</u>	<u>2000</u>
OPERATING ACTIVITIES:		
Cash Received From Customers	\$374,200	\$882,231
Cash Payments to Suppliers	(302,797)	(469,396)
Cash Payments to Employees	(82,392)	(97,059)
Other Operating Receipts (Payments)	9,255	7,630
NET CASH PROVIDED (USED) BY OPERATING ACTIVITIES:	<u>(1,734)</u>	<u>323,406</u>
NONCAPITAL FINANCING ACTIVITIES:		
Operating Transfers - In	0	0
Operating Transfers - Out	(35,000)	(35,000)
NET CASH USED BY NON-CAPITAL FINANCING ACTIVITIES	<u>(35,000)</u>	<u>(35,000)</u>
CAPITAL AND RELATED FINANCING ACTIVITIES:		
Purchase of Property, Plant and Equipment	0	0
Contributed Capital	0	0
NET CASH USED BY CAPITAL AND RELATED FINANCING ACTIVITIES	<u>0</u>	<u>0</u>
INVESTING ACTIVITIES:		
Interest Earned on Investments	195,573	199,954
NET CASH PROVIDED BY INVESTING ACTIVITIES	<u>195,573</u>	<u>199,954</u>
NET INCREASE IN CASH AND CASH EQUIVALENTS	158,839	488,360
Cash/Cash Equivalents at Beginning of Year	<u>4,332,105</u>	<u>3,843,745</u>
Cash/Cash Equivalents at End of Year	<u><u>\$4,490,944</u></u>	<u><u>\$4,332,105</u></u>
 RECONCILIATION OF OPERATING INCOME TO NET CASH PROVIDED (USED) BY OPERATING ACTIVITIES:		
Operating Income	\$70,453	\$113,761
Adjustments to Reconcile Operating Income to Net Cash Provided (Used) By Operating Activities:		
Depreciation	0	579
Decrease in Due From Other Funds	0	611,321
(Increase) in Prepaid Items	(1,358)	0
(Decrease) in Vouchers and Accounts Payable	(6,765)	5,122
Increase in Accrued Wages and Benefits Payable	1,460	125
Increase in Compensated Absences Payable	14,296	5,441
(Decrease) in Self-Insurance Claims Payable	(79,820)	(412,943)
Total Adjustments	<u>(72,187)</u>	<u>209,645</u>
NET CASH PROVIDED (USED) BY OPERATING ACTIVITIES	<u><u>(\$1,734)</u></u>	<u><u>\$323,406</u></u>

City of Shaker Heights

TRUST AND AGENCY FUND GROUP

Combining Financial Statements

Trust and Agency Funds are generally used to account for resources received by one governmental unit on behalf of a secondary recipient (*pass through*), governmental or other.

Law Enforcement Trust

To account for the proceeds of property deemed contraband by the courts and ordered forfeited to the City. The Ohio Revised Code permits these funds to be expended only for the cost of protracted or complex investigations or prosecutions, to provide reasonable technical training or expertise or other such law enforcement purposes as determined by Council. The fund may not be used to meet operating costs of the City that are not related to law enforcement.

Obstruction Permit Deposit

To account for the receipt of refundable deposits required of individuals to insure that obstructions or openings in public property created during construction are returned to pre-construction condition.

Excavating Permit Deposit

To account for the receipt of refundable deposits required of individuals who wish to excavate and/or haul material over public property. The deposit is to guarantee that the public property will be cleaned and restored to its original condition and that the excavation, if any, will be properly guarded in accordance with applicable provisions of the City Code.

Unclaimed Monies

Fund required by Ohio Revised Code to account for monies received or collected and not otherwise paid out according to law. Monies that are deemed to be unclaimed and credited to this fund that are not claimed within a five year period revert to the General Fund.

Fund for the Future of Shaker Heights

To account for the assets, held by the City as fiscal agent, of the Fund for the Future of Shaker Heights, Inc. (F.F.S.H.), a non-profit corporation formed to promote pro-integrative housing moves within the City of Shaker Heights.

City of Shaker Heights

TRUST AND AGENCY FUND GROUP, (cont'd)

Combining Financial Statements

Municipal Court	To account for assets received and disbursed by the Shaker Heights Municipal Court as agent or custodian related to civil and criminal court matters.
Contractor Deposit	To account for the receipt of refundable deposits required of individuals who perform construction electrical work, plumbing, sewer or HVAC work. The deposit is to guarantee that the work will be performed and inspected according to City Code.
Recreation Scholarship	To account for funds solicited to be used for the purpose of providing financial aid and/or services to assist disadvantaged youth who otherwise could not afford to participate in various Recreation Department programs. The scholarship program is a non-profit corporation established under the authority of section 501(c) of the Internal Revenue Service Code.
Shaker Family Center At Sussex	To account for assets held by the City as fiscal agent for the Shaker Family Resource Center, Inc. The purpose of this non-profit corporation is to enhance the quality of life for families with young children in the Shaker Heights City School District by providing educational, social, recreational and support programs and services.
Board of Building Standards	To account for state mandated fees collected by the City's Building Department relating to the acceptance, review and approval of building plans and specifications. An amount equal to 3% of fees imposed must be remitted on a monthly basis to the State of Ohio Department of Industrial Relations.
The First Suburbs Consortium Council	To account for assets held by the City as fiscal agent for the First Suburbs Consortium Council. The purpose of this non-profit is to provide organizational status in cooperative efforts between the member-municipalities of the Council in matters of mutual concern, including but not limited to initiation and support of policies and practices which protect, maintain and redevelop mature communities and other matters which affect health, safety, welfare, education, economic conditions and regional development.

CITY OF SHAKER HEIGHTS, OHIO
 FIDUCIARY FUNDS
 COMBINING BALANCE SHEET
 DECEMBER 31, 2001
WITH COMPARATIVE TOTALS FOR DECEMBER 31, 2000

	<u>AGENCY FUNDS</u>						
	Expendable Trust Law Enforcement	Obstruction Permit	Excavating Permit	Unclaimed Monies	Fund for the Future of Shaker Heights	Municipal Court	Contractor Deposits
ASSETS							
Equity In City Treasury Cash	\$133,720	\$37,101	\$5,695	\$148,642	\$287,897	\$345,932	\$141,450
Receivables (Net of Allowance For Uncollectibles)							
Loans	0	0	0	0	713,952	0	0
Due From Other Funds	204,115	0	0	0	0	0	0
Due From Other Governments	0	0	0	0	0	0	0
Due From Non-Profit Agencies	0	0	0	0	0	0	0
TOTAL ASSETS	\$337,835	\$37,101	\$5,695	\$148,642	\$1,001,849	\$345,932	\$141,450
LIABILITIES AND FUND BALANCE							
Liabilities:							
Vouchers and Accounts Payable	\$0	\$0	\$0	\$0	\$0	\$0	\$0
Accrued Wages And Benefits	752	0	0	0	0	0	0
Due To Other Funds	0	0	0	0	0	99,052	0
Due To Other Governments	0	0	0	0	0	45,417	0
Due To Non-Profit Agencies	0	0	0	0	1,001,849	0	0
Refundable Deposits	0	37,101	5,695	148,642	0	0	141,450
Amounts Held as Fiduciary	0	0	0	0	0	201,463	0
Total Liabilities	752	37,101	5,695	148,642	1,001,849	345,932	141,450
Fund Balance:							
Reserved for Encumbrances	0	0	0	0	0	0	0
Unreserved	337,083	0	0	0	0	0	0
Total Fund Balance	337,083	0	0	0	0	0	0
TOTAL LIABILITIES AND FUND BALANCE	\$337,835	\$37,101	\$5,695	\$148,642	\$1,001,849	\$345,932	\$141,450

CITY OF SHAKER HEIGHTS, OHIO
 FIDUCIARY FUNDS
 COMBINING BALANCE SHEET, continued
 DECEMBER 31, 2001
WITH COMPARATIVE TOTALS FOR DECEMBER 31, 2000

	AGENCY FUNDS					Fiduciary Funds Totals	
	Recreation Scholarship	Shaker Family Resource Center	Board of Building Standards	First Suburbs Consortium Council	Total Agency Funds	2001	2000
ASSETS							
Equity In City Treasury Cash	\$26,681	\$5,259	\$53	\$207,545	\$1,206,255	\$1,339,975	\$1,407,624
Receivables (Net of Allowance For Uncollectibles)							
Loans	0	0	0	0	713,952	713,952	605,336
Due From Other Funds	0	0	0	0	0	204,115	66,093
Due From Other Governments	0	0	0	0	0	0	0
Due From Non-Profit Agencies	0	0	0	0	0	0	0
TOTAL ASSETS	\$26,681	\$5,259	\$53	\$207,545	\$1,920,207	\$2,258,042	\$2,079,053
LIABILITIES AND FUND BALANCE							
Liabilities:							
Vouchers and Accounts Payable	\$0	\$0	\$0	\$0	\$0	\$0	\$0
Accrued Wages And Benefits	0	0	0	0	0	752	110
Due To Other Funds	0	0	0	0	99,052	99,052	105,579
Due To Other Governments	0	0	53	207,545	253,015	253,015	75,065
Due To Non-Profit Agencies	26,681	5,259	0	0	1,033,789	1,033,789	1,002,472
Refundable Deposits	0	0	0	0	332,888	332,888	446,133
Amounts Held as Fiduciary	0	0	0	0	201,463	201,463	158,377
Total Liabilities	26,681	5,259	53	207,545	1,920,207	1,920,959	1,787,736
Fund Balance:							
Reserved for Encumbrances	0	0	0	0	0	0	1,780
Unreserved	0	0	0	0	0	337,083	289,537
Total Fund Balance	0	0	0	0	0	337,083	291,317
TOTAL LIABILITIES AND FUND BALANCE	\$26,681	\$5,259	\$53	\$207,545	\$1,920,207	\$2,258,042	\$2,079,053

B-207

City of Shaker Heights



City of Shaker Heights

Law Enforcement Trust



Comparative Financial Statements

To account for the proceeds of property deemed contraband by the courts and ordered forfeited to the City. The Ohio Revised Code permits these funds to be expended only for the cost of protracted or complex investigations or prosecutions, to provide reasonable technical training or expertise or other such law enforcement purposes as determined by Council. The fund may not be used to meet operating costs of the City that are not related to law enforcement.

**CITY OF SHAKER HEIGHTS, OHIO
LAW ENFORCEMENT TRUST FUND
COMPARATIVE BALANCE SHEET
DECEMBER 31, 2001 AND 2000**

<u>ASSETS</u>	<u>2001</u>	<u>2000</u>
Equity In City Treasury Cash	\$133,720	\$225,334
Due From Other Funds	<u>204,115</u>	<u>66,093</u>
TOTAL ASSETS	<u><u>\$337,835</u></u>	<u><u>\$291,427</u></u>
 <u>LIABILITIES AND FUND BALANCE</u>		
Liabilities:		
Accrued Wages and Benefits	\$752	\$0
Due To Other Funds	<u>0</u>	<u>110</u>
Total Liabilities	<u>752</u>	<u>110</u>
 Fund Balance:		
Reserved for Encumbrances	0	1,780
Unreserved	<u>337,083</u>	<u>289,537</u>
Total Fund Balance	<u>337,083</u>	<u>291,317</u>
 TOTAL LIABILITIES AND FUND BALANCE	 <u><u>\$337,835</u></u>	 <u><u>\$291,427</u></u>

**THE CITY OF SHAKER HEIGHTS, OHIO
LAW ENFORCEMENT TRUST FUND
COMPARATIVE STATEMENT OF REVENUES, EXPENDITURES
AND CHANGES IN FUND BALANCE
FOR THE FISCAL YEAR ENDED DECEMBER 31, 2001
WITH COMPARATIVE TOTALS FOR FISCAL YEAR ENDED DECEMBER 31, 2000**

	<u>2001</u>	<u>2000</u>
REVENUES:		
Interest Earnings	\$6,529	\$9,605
Fines and Forfeitures	136,253	232,698
All Other Revenue	<u>8,459</u>	<u>11,925</u>
TOTAL REVENUES	<u>151,241</u>	<u>254,228</u>
EXPENDITURES:		
Security of Persons and Property	90,584	68,538
Capital Outlay	<u>3,250</u>	<u>14,846</u>
TOTAL EXPENDITURES	<u>93,834</u>	<u>83,384</u>
Excess of Revenues Over (Under) Expenditures	<u>57,407</u>	<u>170,844</u>
OTHER FINANCING SOURCES (USES)		
Operating Transfers - In	496	3,031
Operating Transfers - Out	<u>(12,137)</u>	<u>(7,075)</u>
TOTAL OTHER FINANCING SOURCES (USES)	<u>(11,641)</u>	<u>(4,044)</u>
Excess of Revenues and Other Financing Sources Over (Under) Expenditures and Other Financing Uses	45,766	166,800
FUND BALANCE AT BEGINNING OF YEAR	<u>291,317</u>	<u>124,517</u>
FUND BALANCE AT END OF YEAR	<u><u>\$337,083</u></u>	<u><u>\$291,317</u></u>

City of Shaker Heights



City of Shaker Heights

All Agency Fund



**Combining Statement of Changes in
Assets and Liabilities**

**CITY OF SHAKER HEIGHTS, OHIO
ALL AGENCY FUNDS
COMBINING STATEMENT OF CHANGES IN ASSETS AND LIABILITIES
FOR THE FISCAL YEAR ENDED DECEMBER 31, 2000**

	Balance December 31, 2000	Additions	Deductions	Balance December 31, 2001
<u>OBSTRUCTION PERMIT DEPOSIT FUND</u>				
ASSETS				
Equity In City Treasury Cash	\$35,180	\$8,526	\$6,605	\$37,101
LIABILITIES				
Refundable Deposits	\$35,180	\$8,526	\$6,605	\$37,101
 <u>EXCAVATING PERMIT DEPOSIT FUND</u>				
ASSETS				
Equity In City Treasury Cash	\$5,215	\$680	\$200	\$5,695
LIABILITIES				
Refundable Deposits	\$5,215	\$680	\$200	\$5,695
 <u>UNCLAIMED MONIES FUND</u>				
ASSETS				
Equity In City Treasury Cash	\$264,288	\$118,053	\$233,699	\$148,642
LIABILITIES				
Refundable Deposits	\$264,288	\$118,053	\$233,699	\$148,642
 <u>FUND FOR THE FUTURE OF SHAKER HEIGHTS</u>				
ASSETS				
Equity In City Treasury Cash	\$353,399	\$70,406	\$135,908	\$287,897
Mortgage Loans Receivable	605,336	271,614	162,998	713,952
Total Assets	\$958,735	\$342,020	\$298,906	\$1,001,849
LIABILITIES				
Due To Non-Profit Agencies	\$958,735	\$342,020	\$298,906	\$1,001,849
Total Liabilities	\$958,735	\$342,020	\$298,906	\$1,001,849

**CITY OF SHAKER HEIGHTS, OHIO
ALL AGENCY FUNDS
COMBINING STATEMENT OF CHANGES IN ASSETS AND LIABILITIES, continued
FOR THE FISCAL YEAR ENDED DECEMBER 31, 2000**

	Balance December 31, 2000	Additions	Deductions	Balance December 31, 2001
<u>MUNICIPAL COURT FUND</u>				
ASSETS				
Equity In City Treasury Cash	\$310,564	\$2,921,811	\$2,886,443	\$345,932
LIABILITIES				
Due To Other Funds	\$105,579	\$1,597,567	\$1,604,094	\$99,052
Due To Other Governments	46,608	691,074	692,265	45,417
Amounts Held As Fiduciary	158,377	633,170	590,084	201,463
Total Liabilities	\$310,564	\$2,921,811	\$2,886,443	\$345,932
<u>CONTRACTOR DEPOSIT FUND</u>				
ASSETS				
Equity In City Treasury Cash	\$141,450	\$0	\$0	\$141,450
LIABILITIES				
Refundable Deposits	\$141,450	\$0	\$0	\$141,450
<u>RECREATION SCHOLARSHIP FUND</u>				
ASSETS				
Equity In City Treasury Cash	\$30,721	\$10,018	\$14,058	\$26,681
LIABILITIES				
Due To Non-Profit Agencies	\$30,721	\$10,018	\$14,058	\$26,681
<u>SHAKER FAMILY RESOURCE CENTER</u>				
ASSETS				
Equity In City Treasury Cash	\$13,016	\$359,051	\$366,808	\$5,259
Total Assets	\$13,016	\$359,051	\$366,808	\$5,259
LIABILITIES				
Due To Non-Profit Agencies	\$13,016	\$359,051	\$366,808	\$5,259
Total Liabilities	\$13,016	\$359,051	\$366,808	\$5,259

**CITY OF SHAKER HEIGHTS, OHIO
ALL AGENCY FUNDS
COMBINING STATEMENT OF CHANGES IN ASSETS AND LIABILITIES, continued
FOR THE FISCAL YEAR ENDED DECEMBER 31, 2000**

	Balance December 31, 2000	Additions	Deductions	Balance December 31, 2001
<u>BOARD OF BUILDING STANDARDS</u>				
ASSETS				
Equity In City Treasury Cash	\$215	\$1,189	\$1,351	\$53
LIABILITIES				
Due To Other Governments	\$215	\$1,189	\$1,351	\$53
<u>FIRST SUBURBS CONSORTIUM COUNCIL</u>				
ASSETS				
Equity In City Treasury Cash	\$28,242	\$283,443	\$104,140	\$207,545
LIABILITIES				
Due To Other Governments	\$28,242	\$283,443	\$104,140	\$207,545
<u>TOTALS - ALL AGENCY FUNDS</u>				
ASSETS				
Equity In City Treasury Cash	\$1,182,290	\$3,773,177	\$3,749,212	\$1,206,255
Mortgage Loans Receivable	605,336	271,614	162,998	713,952
Total Assets	\$1,787,626	\$4,044,791	\$3,912,210	\$1,920,207
LIABILITIES				
Due To Other Funds	\$105,579	\$1,597,567	\$1,604,094	\$99,052
Due To Other Governments	75,065	975,706	797,756	253,015
Due To Non-Profit Agencies	1,002,472	711,089	679,772	1,033,789
Refundable Deposits	446,133	127,259	240,504	332,888
Amounts Held As Fiduciary	158,377	633,170	590,084	201,463
Total Liabilities	\$1,787,626	\$4,044,791	\$3,912,210	\$1,920,207

City of Shaker Heights

***General Fixed Assets
Account Group***



The General Fixed Assets Account Group accounts for all general fixed assets of the City, except for those fixed assets accounted for in the propriety and trust fund types.

**CITY OF SHAKER HEIGHTS, OHIO
COMPARATIVE SCHEDULE OF GENERAL FIXED ASSETS
BY SOURCE
DECEMBER 31, 2001 AND 2000**

	<u>2001</u>	<u>2000</u>
GENERAL FIXED ASSETS:		
Land	\$12,328,478	\$11,808,903
Buildings	8,083,634	7,555,564
Land Improvements	3,279,531	3,109,337
Machinery and Equipment	14,493,714	13,305,408
Construction in Progress	<u>6,250</u>	<u>17,000</u>
TOTAL GENERAL FIXED ASSETS	<u>\$38,191,607</u>	<u>\$35,796,212</u>
INVESTMENT IN GENERAL FIXED ASSETS BY SOURCE:		
General Fund	\$14,051,654	\$13,999,072
Special Revenue Funds	992,498	701,146
Capital Projects Funds	23,021,473	20,998,866
Trust and Agency Funds	114,257	85,403
Donations	<u>11,725</u>	<u>11,725</u>
TOTAL INVESTMENT IN GENERAL FIXED ASSETS BY SOURCE	<u>\$38,191,607</u>	<u>\$35,796,212</u>

CITY OF SHAKER HEIGHTS, OHIO
SCHEDULE OF GENERAL FIXED ASSETS - BY FUNCTION AND ACTIVITY
December 31, 2001

FUNCTION AND ACTIVITY	LAND	BUILDINGS	IMPROVEMENTS		TOTAL
			OTHER THAN BUILDINGS	EQUIPMENT	
<u>Security of Persons and Property</u>					
Police	\$0	\$1,622,948	\$186,315	\$2,854,580	\$4,663,843
Fire	0	260,162	163,937	2,562,908	2,987,007
Traffic Signs and Signals	0	0	28,781	452,411	481,192
Animal Control	0	0	0	26,554	26,554
Total Security of Persons and Property	0	1,883,110	379,033	5,896,453	8,158,596
<u>Public Health</u>					
Public Health	189,978	0	0	40,242	230,220
Total Public Health	189,978	0	0	40,242	230,220
<u>Culture and Recreation</u>					
Parks and Public Land Maintenance	0	0	534,244	351,160	885,404
Total Culture and Recreation	0	0	534,244	351,160	885,404
<u>Community Environment</u>					
Planning and Development	56,290	160,210	13,995	30,801	261,296
Building Code Enforcement	0	0	0	147,619	147,619
Office of Senior Adults	0	36,529	0	140,018	176,547
Public Information	0	0	0	31,045	31,045
Center for Housing and Community Life	0	48,807	5,625	73,209	127,641
Tree Maintenance	0	0	0	478,740	478,740
Leaf Collection	0	0	0	223,081	223,081
Total Community Environment	56,290	245,546	19,620	1,124,513	1,445,969
<u>Basic Utility Service</u>					
Refuse Collection and Disposal	0	0	1,800	2,549,071	2,550,871
Solid Waste Recycling	0	0	0	161,422	161,422
Storm Sewer Maintenance	0	0	0	210,504	210,504
Sanitary Sewer Maintenance	0	0	0	242,711	242,711
Total Basic Utility Service	0	0	1,800	3,163,708	3,165,508
<u>Transportation</u>					
Street Sweeping	0	0	0	215,263	215,263
Ice and Snow Control	0	0	0	537,639	537,639
Street Maintenance and Repair	0	0	17,356	770,050	787,406
Traffic Signal Maintenance	0	0	0	153,022	153,022
Total Transportation	0	0	17,356	1,675,974	1,693,330
<u>General Government</u>					
Mayor and Council	0	0	0	31,238	31,238
Finance and Administration	0	0	0	65,393	65,393
Legal Administration	0	0	0	22,586	22,586
Service Administration	0	0	0	324,827	324,827
Municipal Court	0	8,100	41,532	197,992	247,624
Public Properties	12,082,210	5,946,878	2,285,946	1,599,628	21,914,662
Total General Government	12,082,210	5,954,978	2,327,478	2,241,664	22,606,330
Construction in Progress	0	6,250	0	0	6,250
Total General Fixed Assets	\$12,328,478	\$8,089,884	\$3,279,531	\$14,493,714	\$38,191,607

CITY OF SHAKER HEIGHTS, OHIO
SCHEDULE OF CHANGES IN GENERAL FIXED ASSETS - BY FUNCTION AND ACTIVITY
FOR THE FISCAL YEAR ENDED DECEMBER 31, 2001

FUNCTION AND ACTIVITY	GENERAL FIXED ASSETS DECEMBER 31, 2000	ADDITIONS	DEDUCTIONS	TRANSFERS	GENERAL FIXED ASSETS DECEMBER 31, 2001
<u>Security of Persons and Property</u>					
Police	\$4,359,960	\$464,780	\$160,897	0	\$4,663,843
Fire	2,712,535	370,467	95,995	0	2,987,007
Traffic Signs and Signals	391,661	89,531	0	0	481,192
Animal Control	26,554	0	0	0	26,554
Total Security of Persons and Property	7,490,710	924,778	256,892	0	8,158,596
<u>Public Health</u>					
Public Health	228,026	2,194	0	0	230,220
Total Public Health	228,026	2,194	0	0	230,220
<u>Culture and Recreation</u>					
<u>Parks and Public</u>					
Land Maintenance	773,652	120,949	9,197	0	885,404
Total Culture and Recreation	773,652	120,949	9,197	0	885,404
<u>Community Environment</u>					
Planning and Development	261,296	0	0	0	261,296
Building Code Enforcement	149,569	15,558	17,508	0	147,619
Office of Senior Adults	167,218	32,212	22,883	0	176,547
Public Information	31,045	0	0	0	31,045
Center for Housing and Community Life	127,641	0	0	0	127,641
Tree Maintenance	417,694	86,898	25,852	0	478,740
Leaf Collection	201,970	21,111	0	0	223,081
Total Community Environment	1,356,433	155,779	66,243	0	1,445,969
<u>Basic Utility Service</u>					
Refuse Collection and Disposal	2,255,302	344,003	48,434	0	2,550,871
Solid Waste Recycling	161,422	0	0	0	161,422
Storm Sewer Maintenance	227,073	0	16,569	0	210,504
Sanitary Sewer Maintenance	237,711	5,000	0	0	242,711
Total Basic Utility Service	2,881,508	349,003	65,003	0	3,165,508
<u>Transportation</u>					
Street Sweeping	215,263	0	0	0	215,263
Ice and Snow Control	487,035	50,604	0	0	537,639
Street Maintenance and Repair	767,174	22,357	2,125	0	787,406
Traffic Signal Maintenance	145,117	7,905	0	0	153,022
Total Transportation	1,614,589	80,866	2,125	0	1,693,330
<u>General Government</u>					
Council and Mayor	29,922	1,316	0	0	31,238
Finance and Administration	65,393	0	0	0	65,393
Legal Administration	22,586	0	0	0	22,586
Service Administration	294,773	30,054	0	0	324,827
Municipal Court	239,213	8,411	0	0	247,624
Public Properties	20,782,407	1,115,255	0	17,000	21,914,662
Total General Government	21,434,294	1,155,036	0	17,000	22,606,330
Construction in Progress	17,000	6,250	0	(17,000)	6,250
Total General Fixed Assets	\$35,796,212	\$2,794,855	\$399,460	\$0	\$38,191,607

City of Shaker Heights

General Long—Term Obligations Account Group



The General Long—Term Obligations Account Group is used to account for all long -term obligations of the City, except for those long—term obligations accounted for in the propriety and trust fund types.

**CITY OF SHAKER HEIGHTS, OHIO
GENERAL LONG-TERM OBLIGATIONS ACCOUNT GROUP
COMPARATIVE BALANCE SHEET
DECEMBER 31, 2001 AND 2000**

<u>ASSETS</u>	<u>2001</u>	<u>2000</u>
Amount Available In Debt Service Fund	\$318,875	\$306,054
Amount To be Provided For Retirement of General Long Term Obligations	<u>2,912,956</u>	<u>2,774,699</u>
TOTAL ASSETS	<u><u>\$3,231,831</u></u>	<u><u>\$3,080,753</u></u>
 <u>LIABILITIES</u>		
Accrued Sick Leave Benefits	\$2,686,769	\$2,495,316
Loans Payable	<u>545,062</u>	<u>585,437</u>
TOTAL LIABILITIES	<u><u>\$3,231,831</u></u>	<u><u>\$3,080,753</u></u>

**CITY OF SHAKER HEIGHTS, OHIO
GENERAL GOVERNMENTAL REVENUES BY SOURCE (1)
LAST TEN FISCAL YEARS
TABLE #1**

Year	Taxes (2)	Inter-Governmental	Charges for Services	Fees Licenses and Permits	Interest	Special Assessments	Fines and Forfeitures	Other Revenue	Total
1992	\$24,142,496	\$629,786	\$1,825,110	\$135,046	\$729,395	\$784,917	\$356,424	\$465,662	\$29,068,836
1993	25,838,211	394,384	2,025,636	148,676	716,969	815,777	382,479	931,215	31,253,347
1994	22,764,635	943,535	2,539,299	207,492	794,856	811,697	487,854	391,184	28,940,552
1995	26,101,290	1,048,624	2,514,435	256,017	978,141	1,092,526	632,205	800,824	33,424,062
1996	27,528,366	1,279,043	2,506,119	345,587	953,514	1,084,156	724,453	1,037,575	35,458,813
1997	24,724,744	1,599,068	2,520,557	290,016	1,071,608	1,055,037	735,334	969,981	32,966,345
1998	31,468,595	1,833,574	3,171,843	323,482	772,261	1,213,146	795,100	1,264,611	40,842,612
1999	27,840,208	2,360,440	3,356,057	385,808	506,874	1,247,115	798,494	1,732,223	38,227,219
2000	28,199,669	2,140,165	3,210,192	363,509	1,780,331	1,239,530	983,715	1,660,238	39,577,349
2001	31,257,033	2,920,659	3,276,315	340,124	1,839,948	1,324,288	854,688	1,487,042	43,300,097

(1) All Governmental Fund Types and Expendable Trust Funds.

(2) Includes Property, Municipal Income, State-Levied and Shared, and Other Local Taxes.

Source: City of Shaker Heights, Finance Department

**CITY OF SHAKER HEIGHTS, OHIO
GENERAL GOVERNMENTAL EXPENDITURES BY FUNCTION (1)
LAST TEN FISCAL YEARS
TABLE #2**

Year	Security of Persons and Property	Public Health	Leisure Time Activities	Community Environment	Basic Utility Services	Transportation	General Government	Capital Outlay	Debt Service	Total
1992	\$10,990,730	\$260,095	\$425,789	\$2,863,632	\$2,588,532	\$1,441,319	\$4,988,851	\$4,313,426	\$3,855,210	\$31,727,584
1993	11,329,023	256,643	480,748	3,240,661	2,528,962	1,672,048	5,245,925	3,127,578	6,152,848	34,034,436
1994	12,034,752	262,191	625,072	3,172,921	2,774,919	1,510,400	5,340,047	3,506,957	337,330	29,564,589
1995	12,808,454	359,446	582,908	3,522,754	2,541,103	1,868,380	5,732,548	4,605,273	461,283	32,482,149
1996	12,796,944	348,235	533,821	3,914,163	2,928,105	2,115,476	5,983,173	4,840,130	418,835	33,878,882
1997	13,198,261	348,387	524,142	3,856,804	2,804,228	1,857,433	6,273,121	3,109,480	350,497	32,322,353
1998	13,456,343	356,838	578,908	3,704,847	2,876,563	1,243,171	6,717,703	4,265,484	287,548	33,487,405
1999	14,434,394	378,668	604,396	4,694,019	3,159,114	1,909,710	6,959,563	4,711,457	2,276,151	39,127,472
2000	15,498,381	375,271	570,420	4,377,913	3,168,986	2,144,245	7,157,255	4,544,652	144,307	37,981,430
2001	16,302,671	397,931	582,860	4,590,959	3,182,130	1,542,087	7,222,763	5,463,532	231,498	39,516,431

(1) All Governmental Fund Types and Expendable Trust Funds.

Source: City of Shaker Heights, Finance Department

**CITY OF SHAKER HEIGHTS, OHIO
MUNICIPAL INCOME TAX COLLECTIONS BY TYPE
LAST TEN FISCAL YEARS
TABLE #3**

Year	Employer Withholding	Individual	Net Profits	Penalties & Interest	Total Revenue
1992	\$3,182,176	\$9,139,462	\$198,332	\$228,688	\$12,748,658
1993	3,426,442	9,590,903	173,914	252,346	13,443,605
1994	3,778,798	9,433,159	262,908	306,020	13,780,885
1995	4,191,481	9,924,539	290,241	363,062	14,769,323
1996	4,380,569	10,585,399	397,200	333,512	15,696,680
1997	4,673,804	10,649,215	298,504	346,740	15,968,263
1998	4,718,786	11,311,885	418,982	333,675	16,783,328
1999	4,899,988	11,900,607	342,527	343,580	17,486,702
2000	5,405,606	11,236,797	348,985	273,409	17,264,797
2001	5,201,142	12,739,568	556,797	429,954	18,927,461

SOURCE: City of Shaker Heights, Finance Department

**CITY OF SHAKER HEIGHTS, OHIO
 ASSESSED AND ESTIMATED ACTUAL VALUE OF TAXABLE PROPERTY
 LAST TEN FISCAL YEARS
 TABLE #4**

Tax Year/ Collection Year	Real Property (1)		General Tangible Personal Property (2)		Public Utilities Tangible Personal Property (3)		Total		Ratio of Total Assessed to Estimated Actual Value
	Assessed Value	Estimated Actual	Assessed Value	Estimated Actual	Assessed Value	Estimated Actual	Assessed Value	Estimated Actual	
1992/1993	\$532,927,160	\$1,522,649,029	\$5,924,839	\$23,699,356	\$26,136,470	\$26,136,470	\$564,988,469	\$1,572,484,855	35.93%
1993/1994	528,590,740	1,510,259,257	7,289,096	29,156,384	27,468,980	27,468,980	563,348,816	1,566,884,621	35.95%
1994/1995	580,236,040	1,657,817,257	8,350,172	33,400,688	27,310,960	27,310,960	615,897,172	1,718,528,905	35.84%
1995/1996	576,319,840	1,646,628,114	9,705,218	38,820,872	25,243,350	27,310,960	611,268,408	1,712,759,946	35.69%
1996/1997	578,333,810	1,652,382,314	11,372,730	45,490,920	24,401,660	24,401,660	614,108,200	1,722,274,894	35.66%
1997/1998	619,672,050	1,770,491,571	11,525,825	46,103,300	23,242,590	24,401,660	654,440,465	1,840,996,531	35.55%
1998/1999	620,808,980	1,773,739,943	10,729,785	42,919,140	23,210,870	26,375,989	654,749,635	1,843,035,072	35.53%
1999/2000	620,415,390	1,772,615,400	11,173,500	44,694,000	21,083,660	23,958,705	652,672,550	1,841,268,105	35.45%
2000/2001	704,415,330	2,012,615,229	12,360,677	49,442,708	20,868,560	23,714,273	737,644,567	2,085,772,210	35.37%
2001/2002	708,065,810	2,023,045,171	14,106,723	56,426,892	16,032,480	18,218,727	738,205,013	2,097,690,790	35.19%

(1) The assessed valuation level for real property in Cuyahoga County is 35% of market value, except for certain agricultural land.

(2) Since 1992, tangible personal property used in business (except for public utilities) was assessed for ad valorem taxation purposes at 25% of its true value.

(3) The true value of tangible personal property of public utilities is based upon composite annual allowances and is assessed at 88%, with some exceptions.

Source: Cuyahoga County Auditor's Office

C-4

**CITY OF SHAKER HEIGHTS, OHIO
PROPERTY TAX RATES - ALL DIRECT AND OVERLAPPING GOVERNMENTS
(PER \$1,000 OF ASSESSED VALUATION)
LAST TEN FISCAL YEARS
TABLE #5**

Tax Year/ Collection Year	City of Shaker Heights				Total City Rate	County	Schools	Library	Total
	General Fund	Debt Service	Police Pension	Fire Pension					
1992/1993	9.30	1.60	0.30	0.30	11.50	16.80	131.00	3.00	162.30
1993/1994	9.30	0.00	0.30	0.30	9.90	16.80	131.20	3.00	160.90
1994/1995	9.30	0.00	0.30	0.30	9.90	16.80	131.00	3.00	160.70
1995/1996	9.30	0.00	0.30	0.30	9.90	16.60	139.70	3.00	169.20
1996/1997	9.30	0.00	0.30	0.30	9.90	16.60	139.80	3.00	169.30
1997/1998	9.30	0.00	0.30	0.30	9.90	16.60	139.60	4.00	170.10
1998/1999	9.30	0.00	0.30	0.30	9.90	15.30	139.80	4.00	169.00
1999/2000	9.30	0.00	0.30	0.30	9.90	15.30	141.00	4.00	170.20
2000/2001	9.30	0.00	0.30	0.30	9.90	16.20	150.50	4.00	180.60
2001/2002	9.30	0.00	0.30	0.30	9.90	16.20	150.50	4.00	180.60

Source: Cuyahoga County Auditor's Office

**CITY OF SHAKER HEIGHTS, OHIO
PROPERTY TAX LEVIES AND COLLECTIONS
REAL AND PUBLIC UTILITY
LAST TEN FISCAL YEARS
TABLE #6**

Tax Year/ Collection Year	Current		Percent of Current Levy Collected	Collections Including Deficiencies	Total Collections As Percent of Current Levy	Accumulated Delinquency
	Levy	Collections				
1991/1992	\$6,785,364	\$6,532,678	96.28%	\$6,629,767	97.71%	\$353,147
1992/1993	6,417,167	6,189,565	96.45%	6,317,543	98.45%	460,773
1993/1994	5,494,611	5,331,225	97.03%	5,511,643	100.31%	350,752
1994/1995	5,999,464	5,813,092	96.89%	5,958,437	99.32%	322,450
1995/1996	6,065,921	5,923,440	97.65%	6,082,444	100.27%	346,309
1996/1997	6,087,228	5,888,637	96.74%	6,057,119	99.51%	350,966
1997/1998	6,336,703	6,127,383	96.70%	6,313,531	99.63%	409,787
1998/1999	6,374,373	6,134,194	96.23%	6,416,944	100.67%	386,184
1999/2000	6,377,232	6,106,668	95.76%	6,375,098	99.97%	371,021
2000/2001	7,178,496	6,827,641	95.11%	7,091,176	98.78%	492,465

Source: Cuyahoga County Auditor's Office

**CITY OF SHAKER HEIGHTS, OHIO
SPECIAL ASSESSMENT BILLINGS AND COLLECTIONS
LAST TEN FISCAL YEARS
TABLE #7**

Fiscal Year	Special Assessment	
	Billings	Collections
1992	\$814,521	\$784,917
1993	814,521	815,777
1994	814,521	811,697
1995	1,075,084	1,092,526
1996	1,075,084	1,084,156
1997	1,075,084	1,055,037
1998	1,270,004	1,198,868
1999	1,265,320	1,191,779
2000	1,240,893	1,186,690
2001	1,413,239	1,308,537

SOURCE: Cuyahoga County Auditor

**CITY OF SHAKER HEIGHTS, OHIO
COMPUTATION OF LEGAL DEBT MARGIN
DECEMBER 31, 2001
TABLE # 8**

TOTAL ASSESSED VALUATION		<u>\$738,205,013</u>
Overall Debt Limitation - 10 1/2% of Assessed Valuation		\$77,511,526
Gross Indebtedness	\$8,145,062	
Less: Debt Outside Limitations		
Ohio Public Works Commission Loan	(545,062)	
Bond Anticipation Note - Police Pension	(955,085)	
Bond Anticipation Note - Fire Pension	(894,915)	
Bond Anticipation Note - Library Project	(1,430,000)	
Bond Anticipation Note - Sussex Area Project	(2,150,000)	
Bond Anticipation Note - Sussex Area Project	<u>(950,000)</u>	
Debt within 10 1/2% Limitation		
Bond Anticipation Note - Fire Truck Acquisition	320,000	
Bond Anticipation Note - Ambulance Acquisition	175,000	
Bond Anticipation Note - Firehouse Project	<u>725,000</u>	
Total Debt within 10 1/2% Limitation	1,220,000	
Add: Debt Service Fund Balance	<u>318,875</u>	
Net Debt within 10 1/2% Limitation		<u>901,125</u>
Legal Debt Margin within 10 1/2% Limitation		<u><u>\$76,610,401</u></u>
Unvoted Debt Limitation - 5 1/2% of Assessed Valuation		\$40,601,276
Gross Indebtedness Authorized by Council	\$8,145,062	
Less: Debt Outside Limitations		
Ohio Public Works Commission Loan	(545,062)	
Bond Anticipation Note - Police Pension	(955,085)	
Bond Anticipation Note - Fire Pension	(894,915)	
Bond Anticipation Note - Library Project	(1,430,000)	
Bond Anticipation Note - Sussex Area Project	(2,150,000)	
Bond Anticipation Note - Sussex Area Project	<u>(950,000)</u>	
Debt within 5 1/2% Limitation		
Bond Anticipation Note - Fire Truck Acquisition	320,000	
Bond Anticipation Note - Ambulance Acquisition	175,000	
Bond Anticipation Note - Firehouse Project	<u>725,000</u>	
Total Debt within 5 1/2% Limitation	1,220,000	
Add: Debt Service Fund Balance	<u>318,875</u>	
Net Debt within 5 1/2% Limitation		<u>901,125</u>
Legal Debt Margin within 5 1/2% Limitation		<u><u>\$39,700,151</u></u>

Source: City of Shaker Heights, Finance Department

**CITY OF SHAKER HEIGHTS, OHIO
 COMPUTATION OF DIRECT AND OVERLAPPING DEBT
 December 31, 2001
 TABLE # 9**

<u>Jurisdiction</u>	<u>Debt Outstanding</u>	<u>Percentage Applicable to City of Shaker Heights</u>	<u>Amount Applicable to City of Shaker Heights</u>
<u>Direct:</u>			
City of Shaker Heights General Obligation Bond Anticipation Notes	<u>\$7,600,000</u>	(a) <u>100.00%</u>	<u>\$7,600,000</u>
<u>Overlapping:</u>			
City of Shaker Heights - School District	<u>16,999,223</u>	(b) <u>93.01%</u>	<u>15,810,977</u>
Cuyahoga County	<u>216,544,636</u>	(b) <u>2.57%</u>	<u>5,565,197</u>
Greater Cleveland Regional Transit	<u>123,915,000</u>	(b) <u>2.57%</u>	<u>3,184,616</u>
Total Overlapping	<u>357,458,859</u>		<u>24,560,790</u>
GRAND TOTAL	<u>#####</u>		<u>\$32,160,790</u>

SOURCE: (a) City of Shaker Heights, Finance Department

(b) Cuyahoga County Auditor's Office

**CITY OF SHAKER HEIGHTS, OHIO
 RATIO OF NET GENERAL BONDED DEBT TO
 ASSESSED VALUATION AND NET BONDED DEBT PER CAPITA
 LAST TEN FISCAL YEARS
 TABLE #10**

Year	Population	Assessed Value (1)	Gross General Bonded Debt (2)	Less Balance In Debt Service Fund	Net Gross General Bonded Debt	Ratio of Net Debt To Assessed Value	Net Bonded Debt Per Capita
1992	30,867	\$564,988,469	\$5,805,000	\$202,944	\$5,602,056	0.992%	\$181.49
1993	30,867	563,348,816	5,295,000	216,274	5,078,726	0.902%	164.54
1994	30,867	615,897,172	6,240,000	219,838	6,020,162	0.977%	195.04
1995	30,867	611,268,408	5,110,000	222,206	4,887,794	0.800%	158.35
1996	30,867	614,108,200	3,890,000	225,195	3,664,805	0.597%	118.73
1997	30,867	654,440,465	3,065,000	263,693	2,801,307	0.428%	90.75
1998	30,867	654,749,635	2,360,000	279,597	2,080,403	0.318%	67.40
1999	30,867	652,672,550	3,845,000	291,224	3,553,776	0.544%	115.13
2000	29,405	737,644,567	3,935,000	306,054	3,628,946	0.492%	123.41
2001	29,405	738,205,013	7,600,000	318,875	7,281,125	0.986%	247.62

(1) SOURCE: Cuyahoga County Auditor

(2) Includes Both Exempt and Non-Exempt Bond Anticipation Notes

Population is from the 1990 and 2000 Federal Census

**CITY OF SHAKER HEIGHTS, OHIO
 RATIO OF ANNUAL DEBT SERVICE EXPENDITURES FOR GENERAL
 BONDED DEBT TO TOTAL GENERAL GOVERNMENTAL EXPENDITURES
 LAST TEN FISCAL YEARS
 TABLE #11**

Year	Principal		Interest (1)	Total Debt Service On General Bonded Debt	General Governmental Expenditures	Ratio of Tax Supported Debt Service to General Governmental Expenditures
	General Obligation Bonds	Short-Term Bond Anticipation Notes				
1992	\$350,000	\$1,385,000	\$126,025	\$1,861,025	\$31,727,584	5.87%
1993	0	1,385,000	179,663	1,564,663	34,034,436	4.60%
1994	0	670,000	178,145	848,145	29,564,589	2.87%
1995	0	1,130,000	281,910	1,411,910	32,482,149	4.35%
1996	0	1,220,000	219,275	1,439,275	33,878,882	4.25%
1997	0	825,000	150,937	975,937	32,322,353	3.02%
1998	0	705,000	87,988	792,988	33,487,405	2.37%
1999	0	675,000	82,335	757,335	39,127,472	1.94%
2000	0	310,000	103,922	413,922	37,981,430	1.09%
2001	0	335,000	191,123	526,123	39,516,431	1.33%

(1) Includes Interest Expense on both Bonds and Short-Term Note Obligations

SOURCE: City of Shaker Heights, Finance Department

**CITY OF SHAKER HEIGHTS, OHIO
DEMOGRAPHIC STATISTICS
DECEMBER 31, 2001
TABLE #12**

	<u>1980</u>	<u>1990</u>	<u>2000</u>
Population	32,487	30,867	29,405
Per capita income	\$15,669	\$32,708	(a)
Number of dwelling units	13,241	13,279	12,982
Persons per nousehold	2.54	2.43	2.39
Median Age	36.5	37.8	39.6
% owner - occupied dwelling units	65.30%	61.40%	(a)
Median Family Income	\$34,241	\$65,913	(a)
Family income distribution:			
\$ 0 - \$ 4,999	609	315	(a)
\$ 5,000 - \$ 9,999	1,057	452	(a)
\$10,000 - \$ 14,999	1,257	457	(a)
\$15,000 - \$ 24,999	2,659	1,464	(a)
over \$25,000	7,197	9,912	(a)
Total families	<u><u>12,779</u></u>	<u><u>12,600</u></u>	
Education distribution/grades years completed:			
0 - 8	3.32%	1.69%	(a)
9 - 11	5.99%	5.67%	(a)
12	19.13%	10.54%	(a)
13 - 15	20.98%	21.09%	(a)
16 or more	50.58%	61.01%	(a)
	<u><u>100.00%</u></u>	<u><u>100.00%</u></u>	

SOURCE: Federal Census and City of Shaker Heights Planning Department

(a) Data has not been released by the Bureau of Census, as of the date of this report.

**CITY OF SHAKER HEIGHTS, OHIO
 EMPLOYMENT DISTRIBUTION BY OCCUPATION
 DECEMBER 31, 2001
 TABLE # 13**

<u>Residents' employment distribution by</u>	<u>Number Employed</u>	<u>% of Total</u>
Managerial, Professional and Specialty	9,073	57.41%
Technical, Sales and Administrative Support	4,623	29.25%
Service	1,015	6.42%
Farming, Fishing and Forestry	20	0.13%
Precision Production, Craft and Repair	436	2.76%
Operators, Fabricators and Laborers	<u>636</u>	<u>4.03%</u>
Total Employment	<u><u>15,803</u></u>	<u><u>100.00%</u></u>

SOURCE: 1990 Federal Census and Cuyahoga County Planning Commission

**CITY OF SHAKER HEIGHTS, OHIO
PRINCIPAL PROPERTY TAXPAYERS
DECEMBER 31, 2001
TABLE # 14**

<u>Taxpayer</u>	<u>Assessed Valuation (1)</u>	<u>Percentage of Total Assessed Valuation</u>
The Cleveland Electric Illuminating Company	\$7,043,620	0.95%
Ohio Bell Telephone Company	6,887,000	0.93%
OfficeMax Incorporated	4,571,350	0.62%
Edens and Avant Properties	3,675,000	0.50%
Community Links Limited Partnership	2,964,540	0.40%
Tower East Operating Association	2,879,870	0.39%
Somerset Point LTD Partnership	2,496,380	0.34%
East End School Association	1,961,190	0.27%
Karrington Acquisition Inc.	1,917,650	0.26%
Deborah Salzberg Trust	<u>1,876,280</u>	<u>0.25%</u>
TOTAL	<u><u>\$36,272,880</u></u>	<u><u>4.91%</u></u>
TOTAL ASSESSED VALUATION OF CITY	<u><u>\$738,205,013</u></u>	

(1) Property assessed at 35% of Fair Market Value

SOURCE: Cuyahoga County Auditor

**CITY OF SHAKER HEIGHTS, OHIO
PROPERTY VALUE, NEW CONSTRUCTION AND BANK DEPOSITS
LAST TEN FISCAL YEARS
TABLE #15**

Tax Year/ Collection Year	Construction (1)		Cuyahoga County Bank Deposits (2) (In Thousands)	Total Assessed Value (1)	
	Commercial/ Industrial	Residential		Commercial	Residential
1992/1993	\$669,590	\$2,015,910	\$19,379,280	\$56,991,020	\$475,936,140
1993/1994	668,570	1,251,620	21,009,421	54,204,110	474,386,630
1994/1995	1,130,860	696,500	20,885,453	58,312,610	521,923,430
1995/1996	671,960	967,500	22,694,304	58,661,040	517,658,800
1996/1997	2,462,770	466,180	27,068,211	60,614,950	517,718,860
1997/1998	10,330	403,540	53,941,971	62,695,010	556,977,040
1998/1999	1,360,940	435,630	58,904,596	64,301,600	556,507,380
1999/2000	280,700	516,010	57,816,942	63,754,230	556,661,160
2000/2001	1,216,100	1,613,690	61,942,764	74,268,190	630,147,140
2001/2002	2,240,210	1,124,710	63,893,769	77,190,760	630,875,050

(1) SOURCE: Cuyahoga County Auditor

(2) SOURCE: Federal Reserve Bank of Cleveland (total demand, time and savings deposits) for Cuyahoga County, Ohio Banks.

**CITY OF SHAKER HEIGHTS, OHIO
OTHER STATISTICS
DECEMBER 31, 2001
TABLE # 16**

Year incorporated as a village	1912
Year incorporated as a city	1931
City Charter adopted	1931
Form of government	Mayor/Council
Area	6.3 square miles
Miles of streets	142
Number of street lights	4,565
Sworn Fire protection:	
Number of stations	2
Number of firemen and officers	64
Sworn Police protection:	
Number of stations	1
Number of policemen and officers	72
Sewers:	
Miles of storm sewers	102
Miles of sanitary sewers	99
Miles of water mains	127
Building:	
2001 Permits issued	3,696
2001 Valuation of construction	\$20,633,259
Parks and Recreation:	
Number of parks	14
Number of pools	1
Number of ice rinks	1
Number of tennis courts	10
Number of baseball diamonds	6

SOURCE: City of Shaker Heights, Public Works, Building and Recreation Departments

City Of Shaker Heights, Ohio

SINGLE AUDIT REPORTS

DECEMBER 31, 2001

CITY OF SHAKER HEIGHTS, OHIO

FOR THE YEAR ENDED DECEMBER 31, 2001

TABLE OF CONTENTS

<u>TITLE</u>	<u>PAGE</u>
Report on Compliance and On Internal Control Over Financial Reporting Based on an Audit of Financial Statements Performed in Accordance With <i>Government Auditing Standards</i>	1-2
Report on Compliance with Requirements Applicable to Each Major Program and Internal Control Over Compliance in Accordance with OMB Circular A-133.....	3-4
Schedule of Expenditures of Federal Awards.....	5-7
Notes to the Schedule of Expenditures of Federal Awards.....	8
Schedule of Findings OMB Circular A-133 Section .505	9
Schedule of Prior Audit Findings OMB Circular A-133 Section .315(b).....	10
Response to Findings Associated with Audit Conducted in Accordance with <i>Government Auditing Standards</i> for the Year Ended December 31, 2001.....	11

REPORT ON COMPLIANCE AND ON INTERNAL CONTROL OVER
FINANCIAL REPORTING BASED ON AN AUDIT OF FINANCIAL STATEMENTS
PERFORMED IN ACCORDANCE WITH *GOVERNMENT AUDITING STANDARDS*

Members of the City Council of the
City of Shaker Heights, Ohio

We have audited the financial statements of the City of Shaker Heights, Ohio, as of and for the year ended December 31, 2001, wherein we noted that the City reclassified certain assets to the General and Special Revenue Fund Types, and have issued our report thereon dated May 3, 2002. We conducted our audit in accordance with auditing standards generally accepted in the United States of America and the standards applicable to financial audits contained in *Government Auditing Standards*, issued by the Comptroller General of the United States.

Compliance

As part of obtaining reasonable assurance about whether the City of Shaker Heights, Ohio's financial statements are free of material misstatement, we performed tests of its compliance with certain provisions of laws, regulations, contracts, and grants, noncompliance with which could have a direct and material effect on the determination of financial statement amounts. However, providing an opinion on compliance with those provisions was not an objective of our audit, and accordingly, we do not express such an opinion. The results of our tests disclosed instances of noncompliance that are required to be reported under *Government Auditing Standards* and which are described in the accompanying schedule of findings as item 01-1.

Internal Control Over Financial Reporting

In planning and performing our audit, we considered the City of Shaker Heights, Ohio's internal control over financial reporting in order to determine our auditing procedures for the purpose of expressing our opinion on the financial statements and not to provide assurance on the internal control over financial reporting. Our consideration of the internal control over financial reporting would not necessarily disclose all matters in the internal control which might be material weaknesses. A material weakness is a condition in which the design or operation of one or more of the internal control components does not reduce to a relatively low level the risk that misstatements in amounts that would be material in relation to the financial statements being audited may occur and not be detected within a timely period by employees in the normal course of performing their assigned functions. We noted no matters involving the internal control over financial reporting and its operation that we consider to be material weaknesses. However, we noted other matters involving the internal control over financial reporting, which we have reported to management of the City of Shaker Heights, Ohio in a separate letter dated May 3, 2002.

Members of the City Council
City of Shaker Heights, Ohio

2

This report is intended solely for the information and use of the City Council, Finance Committee, Audit Committee, Management, Auditor of State's Office, and federal awarding agencies and pass-through entities and is not intended to be and should not be used by anyone other than these specified parties.

Curtis J. Dennis, Inc.

Cleveland, Ohio
May 3, 2002

**REPORT ON COMPLIANCE WITH REQUIREMENTS APPLICABLE TO
EACH MAJOR PROGRAM AND ON INTERNAL CONTROL OVER
COMPLIANCE IN ACCORDANCE WITH OMB CIRCULAR A-133**

Members of the City Council of the
City of Shaker Heights, Ohio

Compliance

We have audited the compliance of the City of Shaker Heights, Ohio with the types of compliance requirements described in the *U.S. Office of Management and Budget (OMB) Circular A-133 Compliance Supplement* that are applicable to each of its major federal programs for the year ended December 31, 2001. The City of Shaker Heights, Ohio's major federal programs are identified in the summary of auditor's results section of the accompanying schedule of findings and questioned costs. Compliance with the requirements of laws, regulations, contracts, and grants applicable to each of its major federal programs is the responsibility of the City of Shaker Heights, Ohio's management. Our responsibility is to express an opinion on the City of Shaker Heights, Ohio's compliance based on our audit.

We conducted our audit of compliance in accordance with auditing standards generally accepted in the United States of America; the standards applicable to financial audits contained in *Government Auditing Standards*, issued by the Comptroller General of the United States; and OMB Circular A-133, *Audits of States, Local Governments, and Non-Profit Organizations*. Those standards and OMB Circular A-133 require that we plan and perform the audit to obtain reasonable assurance about whether noncompliance with the types of compliance requirements referred to above that could have a direct and material effect on a major federal program occurred. An audit includes examining, on a test basis, evidence about the City of Shaker Heights, Ohio's compliance with those requirements and performing such other procedures as we considered necessary in the circumstances. We believe that our audit provides a reasonable basis for our opinion. Our audit does not provide a legal determination of the City of Shaker Heights, Ohio's compliance with those requirements.

In our opinion, the City of Shaker Heights, Ohio complied, in all material respects, with the requirements referred to above that are applicable to each of its major federal programs for the year ended December 31, 2001.

Internal Control Over Compliance

The management of the City of Shaker Heights, Ohio is responsible for establishing and maintaining effective internal control over compliance with the requirements of laws, regulations, contracts, and grants applicable to federal programs. In planning and performing our audit, we considered the City of Shaker Heights, Ohio's internal control over compliance with requirements that could have a direct and material effect on a major federal program in order to determine our auditing procedures for the purpose of expressing our opinion on compliance and to test and report on the internal control over compliance in accordance with OMB Circular A-133.

Our consideration of the internal control over compliance would not necessarily disclose all matters in the internal control which might be material weaknesses. A material weakness is a condition in which the design or operation of one or more of the internal control components does not reduce to a relatively low level the risk of noncompliance with applicable requirements of laws, regulations, contracts, and grants that would be material in relation to a major federal program being audited may occur and not be detected within a timely period by employees in the normal course of performing their assigned functions. We noted no matters involving the internal control over financial reporting and its operation that we consider to be material weaknesses. However, we noted other matters involving the internal control over financial reporting, which we have reported to management of the City of Shaker Heights, Ohio in a separate letter dated May 3, 2002.

Schedule of Expenditures of Federal Awards

We have audited the general-purpose financial statements of the City of Shaker Heights as of and for the year ended December 31, 2001, and have issued our report there dated May 3, 2002. Our audit was performed for the purpose of forming an opinion on the general-purpose financial statements taken as a whole. The accompanying schedule of expenditures of federal awards is presented for purposes of additional analysis as required by OMB Circular A-133 and is not a required part of the general-purpose financial statements. Such information has been subjected to the auditing procedures applied in the audit of the general-purpose financial statements and, in our opinion, is fairly stated, in all material respects, in relation to the general-purpose financial statements taken as a whole.

This report is intended solely for the information and use of the City Council, Finance Committee, Audit Committee, Management, Auditor of State's Office, and federal awarding agencies and pass-through entities and is not intended to be and should not be used by anyone other than these specified parties.



Cleveland, Ohio
May 3, 2002

CITY OF SHAKER HEIGHTS, OHIO

SCHEDULE OF EXPENDITURES OF FEDERAL AWARDS

FOR THE YEAR ENDED DECEMBER 31, 2001

<u>Federal Grantor/Pass-Through Grantor Program Title</u>	<u>Catalog of Federal Domestic Assistance No.</u>	<u>Pass-Through Grantor's Number</u>	<u>Program or Award Amount</u>	<u>Federal Cash Receipts</u>	<u>Federal Cash Disbursements</u>
U.S. Department of Health & Human Services Passed Through the Ohio Department on Aging and the Western Reserve Area Agency on Aging					
Title III B Senior Adults - 2000	93.044	N/A	\$ 48,451	\$ 2,293	\$ 2,293
Title III B Senior Adults - 2001	93.044	N/A	<u>48,451</u>	<u>45,350</u>	<u>48,451</u>
Total Department of Health & Human Services			<u>96,902</u>	<u>47,643</u>	<u>50,744</u>
U.S. Department of Housing & Urban Development					
Direct Program:					
Fair Housing Assistance Program					
State and Local	14.401	FF205K985030	62,205	-	18,035
		FF205K995030	<u>33,495</u>	<u>-</u>	<u>-</u>
Total Direct Programs			<u>95,700</u>	<u>-</u>	<u>18,035</u>
Passed Through Cuyahoga County:					
Community Development Block Grants/Entitlement Grants					
CDBG - 2000 Exterior Maintenance Program	14.218	CE 11516-01	33,000	-	-
CDBG - 2001 Exterior Maintenance Program	14.218	CE-12590-01	50,000	8,430	45,923
CDBG - 1999 Hildana Park Improvements	14.218	CE 10913 01	94,000	40,083	-
CDBG - ADA Compliance for Municipal Service Center	14.218	CE-12811-01	<u>88,200</u>	<u>-</u>	<u>3,286</u>
Total Pass-Through Programs			<u>265,200</u>	<u>48,513</u>	<u>49,209</u>
Total U.S. Department of Housing & Urban Development			<u>360,900</u>	<u>48,513</u>	<u>67,244</u>

CITY OF SHAKER HEIGHTS, OHIO

SCHEDULE OF EXPENDITURES OF FEDERAL AWARDS (CONTINUED)

FOR THE YEAR ENDED DECEMBER 31, 2001

<u>Federal Grantor/Pass-Through Grantor Program Title</u>	<u>Catalog of Federal Domestic Assistance No.</u>	<u>Pass-Through Grantor's Number</u>	<u>Program or Award Amount</u>	<u>Federal Cash Receipts</u>	<u>Federal Cash Disbursements</u>
U.S. Department of Justice Direct Program:					
Public Safety Partnership and Community Policing Grant					
COPS Universal Hiring Supplemental Award	16.710	95CFWX2844	75,000	10,722	3,150
Drug-Free Communities Support Program Grant					
Drug Free Community Grant	16.729	01-JN-FX-0115	100,000	-	-
Local Law Enforcement Block Grants Program					
Local Law Enforcement Block Grants Program - FY 2000	16.592	00LBVX1645	21,095	21,095	-
Local Law Enforcement Block Grants Program - FY 2001	16.592	00LBVX1432	<u>17,648</u>	<u>17,648</u>	<u>-</u>
Total Direct Programs			<u>213,743</u>	<u>49,465</u>	<u>3,150</u>
Passed Through the State of Ohio Office of Criminal Justice Services					
Juvenile Accountability Incentive Block Grant Program					
Volunteer Magistrate - 1999	16.523	99-JB-010-A018	<u>18,384</u>	<u>-</u>	<u>14,521</u>
Total Pass-Through Program			<u>18,384</u>	<u>-</u>	<u>14,521</u>
Total U.S. Department of Justice			<u>232,127</u>	<u>49,465</u>	<u>17,671</u>

CITY OF SHAKER HEIGHTS, OHIO

SCHEDULE OF EXPENDITURES OF FEDERAL AWARDS (CONTINUED)

FOR THE YEAR ENDED DECEMBER 31, 2001

<u>Federal Grantor/Pass-Through Grantor Program Title</u>	<u>Catalog of Federal Domestic Assistance No.</u>	<u>Pass-Through Grantor's Number</u>	<u>Program or Award Amount</u>	<u>Federal Cash Receipts</u>	<u>Federal Cash Disbursements</u>
Executive Office of the President - Office of National Drug Control Policy Direct Program:					
High Intensity Drug Trafficking Area - Ohio - 1999	N/A	I9POHP501	700,000	545,111	380,486
High Intensity Drug Trafficking Area - Ohio - 2000	N/A	I0POHP501	1,301,000	320,065	428,500
High Intensity Drug Trafficking Area - Ohio - 2001	N/A	I1POHP501	<u>2,500,000</u>	<u>590,125</u>	<u>761,630</u>
Total Executive Office of the President			<u>4,501,000</u>	<u>1,455,301</u>	<u>1,570,616</u>
U.S. Department of Transportation Federal Highway Administration					
Passed through the Ohio Department of Transportation Highway Planning and Construction					
Repair and Resurfacing of Fairmount Boulevard	20.205	#9243, PID 15393	304,000	-	32,582
Repair and Resurfacing of Kemper Road	20.205	#9244, PID 15394	<u>121,000</u>	<u>-</u>	<u>3,570</u>
Total U.S. Department of Transportation Federal Highway Administration			<u>425,000</u>	<u>-</u>	<u>36,152</u>
Total Federal Assistance			\$ <u>5,615,929</u>	\$ <u>1,600,922</u>	\$ <u>1,742,427</u>

CITY OF SHAKER HEIGHTS, OHIO

NOTES TO THE SCHEDULE OF EXPENDITURES OF FEDERAL AWARDS

FOR THE YEAR ENDED DECEMBER 31, 2001

NOTE 1 - BASIS OF PRESENTATION

The accompanying Schedule of Expenditures of Federal Awards includes the federal grant activity of the City of Shaker Heights, Ohio and is presented on the cash basis of accounting. The information in this schedule is presented in accordance with the requirements of OMB Circular A-133, *Audits of States, Local Governments, and Non-Profit Organizations*. Therefore, some amounts presented in this schedule may differ from amounts presented in, or used in the preparation of, the general-purpose financial statements.

NOTE 2 - MATCHING REQUIREMENTS

Certain Federal programs require that the City contribute Non-Federal (matching) funds to support the Federally Funded programs. The City has complied with the matching requirements. The expenditure of Non-Federal matching funds is not included on the accompanying Schedule.

N/A - Not Applicable

CITY OF SHAKER HEIGHTS, OHIO

SCHEDULE OF FINDINGS

OMB CIRCULAR A-133, SECTION .505 – (CONTINUED)

DECEMBER 31, 2001

1. SUMMARY OF AUDITOR'S RESULTS

(d)(I)(I)	Type of Financial Statement Opinion	Unqualified
(d)(I)(ii)	Were there any material control weakness conditions reported at the financial statement level (GAGAS)?	No
(d)(I)(ii)	Were there any other reportable control weakness conditions reported at the financial statement level (GAGAS)?	No
(d)(I)(iii)	Was there any material reported noncompliance at the financial statement level (GAGAS)?	Yes
(d)(I)(iv)	Were there any material internal control weakness conditions reported for major federal programs?	No
(d)(I)(iv)	Were there any other reportable internal control weakness conditions reported for major federal programs?	No
(d)(I)(v)	Type of Major Programs' Compliance Opinion	Unqualified
(d)(I)(vi)	Are there any reportable findings under Section .501?	No
(d)(I)(vii)	Major Programs	Office of National Drug Control Policy High Intensity Drug Trafficking Area.
(d)(I)(viii)	Dollar Threshold: Type A/B Programs	Type A: >\$300,000 Type B: All Others
(d)(I)(ix)	Low Risk Auditee?	Yes

2. FINDINGS RELATED TO THE FINANCIAL STATEMENTS REQUIRED TO BE REPORTED IN ACCORDANCE WITH GAGAS

01-1 Per ORC Section 5705.41(D), no orders or contracts involving the expenditure of money are to be made unless there is attached a certificate of the fiscal officer that the amount required for the order or contract has been lawfully appropriated and is in the treasury or in the process of collection to the credit of an appropriated fund free from any encumbrances.

During our review of expenditures, Ciuni & Panichi, Inc. noted several instances where purchase orders were issued after the City received the invoice.

3. FINDINGS FOR FEDERAL AWARDS

There were no findings for federal awards to report in 2001.

CITY OF SHAKER HEIGHTS, OHIO

SCHEDULE OF PRIOR AUDIT FINDINGS
OMB CIRCULAR A-133, SECTION .315(b)

DECEMBER 31, 2001

Item No.	Finding Summary	Fully Corrected?	Explanation
00-01	Purchase orders dated after invoice	No	The City had noncompliance in this area again in year 2001.

CITY OF SHAKER HEIGHTS

**3400 LEE ROAD
SHAKER HEIGHTS, OHIO 44120
(216) 491-1420**

RESPONSE TO FINDINGS ASSOCIATED WITH AUDIT CONDUCTED
IN ACCORDANCE WITH *GOVERNMENT AUDITING STANDARDS*
FOR THE YEAR ENDED DECEMBER 31, 2001

Finding Number	Planned Corrective Action	Anticipated Completion Date	Responsible Contact Person
01-1	The City will monitor the encumbrance procedures to ensure that purchase orders are properly issued to remain in compliance with ORC Section 5705.41(D).	N/A	Frank Brichacek, Finance Director



STATE OF OHIO
OFFICE OF THE AUDITOR

JIM PETRO, AUDITOR OF STATE

88 East Broad Street
P.O. Box 1140
Columbus, Ohio 43216-1140
Telephone 614-466-4514
800-282-0370
Facsimile 614-466-4490

CITY OF SHAKER HEIGHTS

CUYAHOGA COUNTY

CLERK'S CERTIFICATION

This is a true and correct copy of the report which is required to be filed in the Office of the Auditor of State pursuant to Section 117.26, Revised Code, and which is filed in Columbus, Ohio.

Susan Babbitt

CLERK OF THE BUREAU

**CERTIFIED
AUGUST 20, 2002**