

**CITY OF WESTLAKE
CUYAHOGA COUNTY**

SINGLE AUDIT

FOR THE YEAR ENDED DECEMBER 31, 2001



JIM PETRO
AUDITOR OF STATE

STATE OF OHIO

CITY OF WESTLAKE
CUYAHOGA COUNTY

TABLE OF CONTENTS

TITLE	PAGE
Schedule of Federal Awards Expenditures	1
Notes to the Schedule of Federal Awards Expenditures	2
Report on Compliance and on Internal Control Required by <i>Government Auditing Standards</i>	3
Report on Compliance with Requirements Applicable to the Major Federal Program and Internal Control over Compliance in Accordance with <i>OMB Circular A-133</i>	5
Schedule of Findings	7

This page intentionally left blank.

**CITY OF WESTLAKE
CUYAHOGA COUNTY**

**Schedule of Federal Awards Expenditures
For the Year Ended December 31, 2001**

Federal Grantor/ Pass-Through Grantor/Program Title	Pass-Through Entity Number	CFDA Number	Receipts	Non-Cash Receipts	Disbursements	Non-Cash Disbursements
Federal Highway Administration						
<i>Passed Through the Ohio Department of Transportation</i>						
Highway Planning & Construction (Traffic Signalization)	TE21-G990(545)	20.205	\$819,871	\$0	\$596,203	\$0
<i>Passed Through the Ohio Department of Public Safety</i>						
State and Community Highway Safety (Police Traffic Services)	2001-AL-N/1	20.600	29,984	0	29,984	0
Total Federal Highway Administration			<u>849,855</u>	<u>0</u>	<u>626,187</u>	<u>0</u>
U.S. Department of Justice						
Bulletproof Vest Partnership	2001-1007427	16.607	7,180	0	3,975	0
COPS MORE	1999-CM-WX-2135	16.726	168,231	0	168,231	0
Total U.S. Department of Justice			<u>175,411</u>	<u>0</u>	<u>172,206</u>	<u>0</u>
Total Federal Financial Assistance			<u>\$1,025,266</u>	<u>\$0</u>	<u>\$798,393</u>	<u>\$0</u>

**CITY OF WESTLAKE
CUYAHOGA COUNTY**

**Notes to Schedule of Federal Awards Expenditures
For the Year Ended December 31, 2001**

NOTE A - SIGNIFICANT ACCOUNTING POLICIES

The accompanying schedule of federal awards expenditures is a summary of the activity of the City's federal awards programs. The schedule has been prepared on the cash basis of accounting.

**NOTE B - COPS MORE, BULLETPROOF VEST PARTNERSHIP & STATE AND COMMUNITY
HIGHWAY SAFETY GRANTS**

Federal monies received by the City for these programs are commingled with State grants and local revenues. It is assumed that federal monies are expended first.

N/A - Not applicable.

CFDA - Catalog of Federal Domestic Assistance



**STATE OF OHIO
OFFICE OF THE AUDITOR**

JIM PETRO, AUDITOR OF STATE

Lausche Building
615 Superior Avenue, NW.
Twelfth Floor
Cleveland, Ohio 44113-1801
Telephone 216-787-3665
800-626-2297
Facsimile 216-787-3361
www.auditor.state.oh.us

**REPORT ON COMPLIANCE AND ON INTERNAL CONTROL REQUIRED BY
GOVERNMENT AUDITING STANDARDS**

Members of City Council
City of Westlake
Cuyahoga County
27216 Hilliard Boulevard
Westlake, Ohio 44145

We have audited the financial statements of the City of Westlake, Cuyahoga County, Ohio, (the City) as of and for the year ended December 31, 2001, and have issued our report thereon dated June 21, 2002 in which the City adopted Governmental Accounting Standards Board Statements 33, 34, 36, 37, 38 and Interpretation 6. We conducted our audit in accordance with auditing standards generally accepted in the United States of America and the standards applicable to financial audits contained in *Government Auditing Standards*, issued by the Comptroller General of the United States.

Compliance

As part of obtaining reasonable assurance about whether the City's financial statements are free of material misstatement, we performed tests of its compliance with certain provisions of laws, regulations, contracts and grants, noncompliance with which could have a direct and material effect on the determination of financial statement amounts. However, providing an opinion on compliance with those provisions was not an objective of our audit and, accordingly, we do not express such an opinion. The results of our tests disclosed no instances of noncompliance that are required to be reported under *Government Auditing Standards*.

Internal Control Over Financial Reporting

In planning and performing our audit, we considered the City's internal control over financial reporting in order to determine our auditing procedures for the purpose of expressing our opinion on the financial statements and not to provide assurance on the internal control over financial reporting. Our consideration of the internal control over financial reporting would not necessarily disclose all matters in the internal control over financial reporting that might be material weaknesses. A material weakness is a condition in which the design or operation of one or more of the internal control components does not reduce to a relatively low level the risk that misstatements in amounts that would be material in relation to the financial statements being audited may occur and not be detected within a timely period by employees in the normal course of performing their assigned functions. We noted no matters involving the internal control over financial reporting and its operation that we consider to be material weaknesses. However, we noted a matter involving the internal control over financial reporting that did not require inclusion in this report, that we have reported to the management of the City in a separate letter dated June 21, 2002.

This report is intended for the information and use of the audit committee, management, City Council, and federal awarding agencies and pass-through entities, and is not intended to be and should not be used by anyone other than these specified parties.

A handwritten signature in black ink, appearing to read "Jim Petro". The signature is fluid and cursive, with a large loop at the end.

Jim Petro
Auditor of State

June 21, 2002



STATE OF OHIO
OFFICE OF THE AUDITOR
JIM PETRO, AUDITOR OF STATE

Lausche Building
615 Superior Avenue, NW.
Twelfth Floor
Cleveland, Ohio 44113-1801
Telephone 216-787-3665
800-626-2297
Facsimile 216-787-3361
www.auditor.state.oh.us

**REPORT ON COMPLIANCE WITH REQUIREMENTS APPLICABLE TO EACH MAJOR
FEDERAL PROGRAM AND INTERNAL CONTROL OVER COMPLIANCE
IN ACCORDANCE WITH OMB CIRCULAR A-133**

Members of City Council
City of Westlake
Cuyahoga County
27216 Hilliard Boulevard
Westlake, Ohio 44145

Compliance

We have audited the compliance of the City of Westlake, Cuyahoga County, Ohio, (the City) with the types of compliance requirements described in the *U.S. Office of Management and Budget (OMB) Circular A-133, Compliance Supplement* that are applicable to its major federal program for the year ended December 31, 2001. The City's major federal program is identified in the summary of auditor's results section of the accompanying schedule of findings. Compliance with the requirements of laws, regulations, contracts and grants applicable to its major federal program is the responsibility of the City's management. Our responsibility is to express an opinion on the City's compliance based on our audit.

We conducted our audit of compliance in accordance with auditing standards generally accepted in the United States of America; the standards applicable to financial audits contained in *Government Auditing Standards*, issued by the Comptroller General of the United States; and OMB Circular A-133, *Audits of States, Local Governments, and Non-Profit Organizations*. Those standards and OMB Circular A-133 require that we plan and perform the audit to obtain reasonable assurance about whether noncompliance occurred with the types of compliance requirements referred to above that could have a direct and material effect on a major federal program. An audit includes examining, on a test basis, evidence about the City's compliance with those requirements and performing such other procedures as we considered necessary in the circumstances. We believe that our audit provides a reasonable basis for our opinion. Our audit does not provide a legal determination on the City's compliance with those requirements.

In our opinion, the City complied, in all material respects, with the requirements referred to above that are applicable to its major federal program for the year ended December 31, 2001.

Internal Control Over Compliance

The management of the City is responsible for establishing and maintaining effective internal control over compliance with requirements of laws, regulations, contracts and grants applicable to federal programs. In planning and performing our audit, we considered the City's internal control over compliance with requirements that could have a direct and material effect on a major federal program in order to determine our auditing procedures for the purpose of expressing our opinion on compliance and to test and report on internal control over compliance in accordance with OMB Circular A-133.

Our consideration of the internal control over compliance would not necessarily disclose all matters in the internal control that might be material weaknesses. A material weakness is a condition in which the design or operation of one or more of the internal control components does not reduce to a relatively low level the risk that noncompliance with applicable requirements of laws, regulations, contracts and grants that would be material in relation to the major federal program being audited may occur and not be detected within a timely period by employees in the normal course of performing their assigned functions. We noted no matters involving the internal control over compliance and its operation that we consider to be material weaknesses.

Schedule of Federal Awards Expenditures

We have audited the basic financial statements of the City as of and for the year ended December 31, 2001, and have issued our report thereon dated June 21, 2002 in which the City adopted Governmental Accounting Standards Board Statements 33, 34, 36, 37, 38 and Interpretation 6. Our audit was performed for the purpose of forming an opinion on the basic financial statements taken as a whole. The accompanying Schedule of Federal Awards Expenditures is presented for purposes of additional analysis as required by OMB Circular A-133 and is not a required part of the basic financial statements. Such information has been subjected to the auditing procedures applied in the audit of the basic financial statements and, in our opinion, is fairly stated, in all material respects, in relation to the basic financial statements taken as a whole.

This report is intended for the information and use of the audit committee, management, City Council, and federal awarding agencies and pass-through entities, and is not intended to be and should not be used by anyone other than these specified parties.



Jim Petro
Auditor of State

June 21, 2002

**CITY OF WESTLAKE
CUYAHOGA COUNTY**

**SCHEDULE OF FINDINGS
OMB CIRCULAR A -133 § .505
December 31, 2001**

1. SUMMARY OF AUDITOR'S RESULTS
--

<i>(d)(1)(i)</i>	Type of Financial Statement Opinion	Unqualified
<i>(d)(1)(ii)</i>	Were there any material control weakness conditions reported at the financial statement level (GAGAS)?	No
<i>(d)(1)(ii)</i>	Were there any other reportable control weakness conditions reported at the financial statement level (GAGAS)?	No
<i>(d)(1)(iii)</i>	Was there any reported material non-compliance at the financial statement level (GAGAS)?	No
<i>(d)(1)(iv)</i>	Were there any material internal control weakness conditions reported for major federal programs?	No
<i>(d)(1)(iv)</i>	Were there any other reportable internal control weakness conditions reported for major federal programs?	No
<i>(d)(1)(v)</i>	Type of Major Programs' Compliance Opinion	Unqualified
<i>(d)(1)(vi)</i>	Are there any reportable findings under § .510?	No
<i>(d)(1)(vii)</i>	Major Programs (list):	Highway Planning and Construction CFDA #20.205
<i>(d)(1)(viii)</i>	Dollar Threshold: Type A\B Programs	Type A: > \$ 300,000 Type B: all others
<i>(d)(1)(ix)</i>	Low Risk Auditee?	No

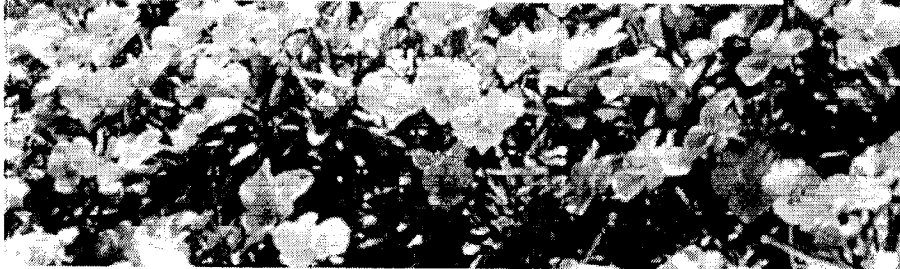



2. FINDINGS RELATED TO THE FINANCIAL STATEMENTS REQUIRED TO BE REPORTED IN ACCORDANCE WITH GAGAS

None

3. FINDINGS FOR FEDERAL AWARDS

None

City of Westlake, Ohio



Comprehensive Annual Financial Report

For the Year Ended December 31, 2001

This page intentionally left blank.

City of Westlake, Ohio
Comprehensive Annual Financial Report
For the Year Ended December 31, 2001
Table of Contents

	<i>Page</i>
I. Introductory Section	
Title Page	i
Table of Contents	ii
Letter of Transmittal	vi
Organizational Chart Departments	xvii
Organizational Chart Commissions	xviii
List of Principal Officials	xix
GFOA Certificate of Achievement	xx
 II. Financial Section	
Report of Independent Accountants	1
Management’s Discussion and Analysis	4
Basic Financial Statements	
Government-wide Financial Statements:	
Statements of Net Assets	17
Statement of Activities	18
Fund Financial Statements:	
Balance Sheet – Governmental Funds	20
Statement of Revenues, Expenditures and Changes in Fund Balances – Governmental Funds	22
Statement of Revenues, Expenditures and Changes in Fund Balances – Budget (Non-GAAP) and Actual:	
General Fund	24
Recreation Fund	25
Statement of Fund Net Assets – Proprietary Funds	26
Statement of Revenues, Expenses and Changes in Fund Net Assets – Proprietary Funds	27
Statement of Cash Flows – Proprietary Funds	28
Statement of Fiduciary Net Assets – Fiduciary Funds	29
Statement of Changes in Fiduciary Net Assets – Fiduciary Funds	30
Notes to the Basic Financial Statements	31

Combining Statements and Individual Fund Schedules:

Combining Statements – Nonmajor Funds:

Fund Descriptions.....	60
Combining Balance Sheet – Nonmajor Governmental Funds.....	62
Combining Statement of Revenues, Expenditures and Changes in Fund Balances – Nonmajor Governmental Funds.....	63
Combining Balance Sheet – Nonmajor Special Revenue Funds.....	64
Combining Statement of Revenues, Expenditures and Changes in Fund Balances – Nonmajor Special Revenue Funds.....	68
Combining Balance Sheet – Nonmajor Debt Service Funds.....	72
Combining Statement of Revenues, Expenditures and Changes in Fund Balances – Nonmajor Debt Service Funds.....	73
Combining Balance Sheet – Nonmajor Capital Projects Funds.....	74
Combining Statement of Revenues, Expenditures and Changes in Fund Balances – Nonmajor Capital Projects Funds.....	76

Combining Statements – Fiduciary Funds:

Fund Descriptions.....	78
Combining Statement of Assets and Liabilities All Agency Funds.....	79
Combining Statement of Changes in Assets and Liabilities All Agency Funds.....	80

Individual Fund Schedules of Revenues, Expenditures/Expenses and Changes in
Fund Balances – Budget (Non-GAAP Basis) and Actual:

Major Funds:

General Fund.....	82
Recreation Fund.....	89
Sanitary Sewer Improvement Fund.....	90
Bradley Sewer Fund.....	91
Issue II Improvements Fund.....	92
Traffic Signalization Fund.....	93
City Hall Construction Fund.....	94
Sewer Fund.....	95

NonMajor Funds:

Street Maintenance Fund.....	96
State Highway Fund.....	97
Permissive Motor Vehicle License Fund.....	98
Police Pension Fund.....	99
Fire Pension Fund.....	100
Police and Fire Operating Fund.....	101

Law Enforcement Fund	102
Mandatory Drug Fines Fund	103
Alcohol Education Fund.....	104
Federal Equitable Fund	105
Swimming Pool Operation Fund.....	106
Senior/Community Service Fund	107
Cemetery Operating Fund	108
Cemetery Investment Fund.....	109
Westlake/Bay Ecological Fund	110
Juvenile Diversion Fund.....	111
Newsletter Fund	112
Reserve for Compensated Absences Fund	113
City Donations Fund	114
General Obligation Bond Retirement Fund.....	115
Special Assessment Bond Retirement Fund.....	116
Issue II Bond Retirement Fund.....	117
Storm Drainage Fund	118
Grants Fund.....	119
Park Improvement Fund.....	120
Impact Fees Fund	121
Sidewalks Fund	122
Recreation Center Construction Fund	123
Recreation Center Bond Construction Fund.....	124
Service Center Construction Fund.....	125
Golf Course Fund	126
Self Insurance Fund.....	127
Unclaimed Monies Fund	128

III. Statistical Section

General Fund Revenues by Source and Expenditures by Function	S1
Property Tax Levies and Collections - Last Ten Years	S3
Assessed Valuation and Estimated True Values of Taxable Property - Last Ten Years	S4
Property Tax Rates - Direct and Overlapping Governments - Last Ten Years	S5
Special Assessment Levies and Collections - Last Ten Years.....	S6
Ratio of Net General Bonded Debt to Assessed Value and Net Bonded Debt per Capita - Last Ten Years	S7
Computation of Legal Debt Margin.....	S8
Computation of Direct and Overlapping General Obligation Bonded Debt.....	S9

Ratio of Annual Debt Principal Expenditures for General Bonded Debt to Total General Fund Expenditures	S10
Demographic Statistics - Last Ten Years.....	S11
Construction and Bank Deposits - Last Ten Years	S12
Principal Taxpayers	S13
Miscellaneous Statistics	S14



City of Westlake

27216 HILLIARD BOULEVARD • WESTLAKE, OHIO 44145 • (216) 871-3300

Dennis M. Clough, Mayor

June 21, 2002

Honorable Mayor Dennis M. Clough
Members of City Council
Citizens of Westlake, Ohio

We are pleased to submit the comprehensive annual financial report of the City of Westlake for the year ended December 31, 2001. Responsibility for both the accuracy of the information contained herein, and the completeness and fairness of the presentation, including all disclosures, rests with the City. To the best of our knowledge and belief, the enclosed data are accurate in all material respects and are reported in a manner designed to present fairly the financial position and results of operations of the various funds and account groups of the City. All disclosures necessary to enable the reader to gain an understanding of the City's financial activities have been included.

The Comprehensive Annual Financial Report is presented in three sections: introductory, financial, and statistical. The introductory section includes a table of contents, the letter of transmittal, the City's organizational charts, a list of principal elected and appointed officials, and the certificate of achievement. The financial section includes the report of independent accountants on the financial statements and schedules, management's discussion and analysis, the basic financial statements, and the combining, individual fund and account group statements and schedules. The statistical section includes selected financial and demographic data that provide users a summarized history of information.

A reporting entity includes the primary government, component units, and other organizations that are included to ensure that the financial statements are not misleading. The primary government of the City includes all funds, departments, and activities that are part of the legal entity. Component units are legally separate organizations for which the City is financially accountable. The City is financially accountable for an organization if the City appoints a voting majority of the organization's governing board and (1) the City is able to significantly influence the programs or services performed or provided by the organization; or (2) the City is legally entitled to or can otherwise access the organization's resources; the City is legally obligated or has otherwise assumed the responsibility to finance the deficits of, or provide financial support to, the organization; or the City is obligated for the debt of the organization. Component units may also include organizations for which the City approves the budget, the issuance of debt, or the levying of taxes. Using these criteria, the City has excluded from this report various autonomous agencies, such as the Westlake City Schools, Westlake Health Campus, Porter Public Library, the Crown Water Filtration Plant operated by the City of Cleveland

Department of Public Utilities, and other various not-for-profit institutions and agencies. The City is affiliated with the Rocky River Waste Water Treatment Plant, a joint venture financed by the cities of Westlake, Rocky River, Bay Village, and Fairview Park, and operated by the City of Rocky River (See Note 9). The City is also associated with four jointly governed organizations, the Westshore Regional Council of Governments, Tri-City Park, S.A.F.E. Council of Governments, and the Westshore Area Rescue Association (See Note 21).

Generally Accepted Accounting Principals (GAAP) require that management provide a narrative introduction, overview, and analysis to accompany the basic financial statements in the form of Management's Discussion and Analysis (MD&A). This letter of transmittal is designed to complement the MD&A and should be read in conjunction with it. The City of Westlake's MD&A can be found immediately following the report of the independent accountants.

HISTORY OF WESTLAKE

In October of 1811, the Porter and Cahoon families settled in an area known as Township 7, Range 15 of the Connecticut Western Reserve. By 1812, enough people resided in the region to make it necessary to elect trustees to oversee the community and the Township of Dover was established. With Lake Erie as the northern boundary, the township grew, reaching a population of over 2,200 by the early 1900s. By 1908, the township split into three communities with Bay Village to the north and North Olmsted to the south. In 1912, the township was incorporated as Dover Village, making Frank Bailey the first mayor. Dover Village was renamed the Village of Westlake in 1940 to avoid confusion with Dover, Ohio located in Tuscarawas County. As the Cleveland suburbs grew following World War II, so did Westlake, reaching a population just under 5,000 by 1950. In 1957, the Village of Westlake became the City of Westlake.

Situated in the western reach of Cuyahoga County, Westlake is 13 miles from downtown Cleveland. Current population per the 2000 Census is 31,719 with a total land area of 16.5 square miles. Proximity to Interstate highways I-80, I-90, and I-480; and to Cleveland Hopkins International Airport makes Westlake a desirable locality for residents and commercial enterprise.

FORM OF GOVERNMENT

Westlake operates and is governed by the laws of the State of Ohio and its own charter that was first adopted by the electorate on November 6, 1956. The charter provides for a mayor-council form of government. Legislative authority is vested in a seven-member council. The Council is composed of a president who is elected at-large and six councilpersons elected by wards for four-year terms. All members of Council serve in a part-time capacity.

The City's chief executive and administrative officer is the Mayor who is elected to a four-year term and serves in a full-time capacity. The Mayor may veto legislation passed by Council. A two-thirds vote of all members of Council will override a veto.

The Rocky River Municipal Court provides judicial services for the City of Westlake. The jurisdiction of the court, as established by the Ohio Revised Code, encompasses the contiguous cities of Westlake, Rocky River, Bay Village, Fairview Park, and North Olmsted.

Established by the charter, the municipal government consists of eleven departments. A director who is appointed by and reports directly to the Mayor heads each department. All directors work closely with the Mayor in providing the citizens of Westlake with the highest quality of services while maintaining efficiency and cost effectiveness.

The **Police Department** enforces local, state, and federal laws in addition to protecting citizens and their property. Most recently, the department has taken a more community oriented policing approach that has met with great success. Numerous programs are offered to citizens and students. The department, which is headed by the Chief of Police, consists of three bureaus. The Field Operations Bureau oversees jail operations, animal control, and the auxiliary police, as well as the staff of patrol officers. Administrative Services consists of secretaries, dispatchers, school guards, park patrol officers, building/vehicle maintenance, and community services. The Criminal Investigations Bureau is responsible for the City's investigative services. The Police Department is located in a separate facility behind City Hall.

The **Fire Department** provides fire protection and emergency medical services to citizens, as well as placing strong emphasis on community involvement and education. A chief and his assistant head the department. A Fire Prevention unit focuses on the reduction of potential fires and loss of property within the City. Two fire facilities located on the east and west sides of the City provide protection.

The **Service Department** is comprised of several divisions administered by a director and an assistant. City Services is responsible for the maintenance of all City vehicles, buildings and signs, and snow and leaf removal. Storm/Sanitary Sewers maintains proper drainage control. Rubbish/Recycling collects waste and processes recyclables. The Parks Division maintains four parks and includes forestry services. The Streets Division is responsible for all non-contractual street repairs. The City also owns and operates two cemeteries.

The **Recreation Department** provides numerous courses and programs throughout the year. During summer months, the department operates the pool at Clague Park where swimming lessons are also offered. The City owns the twenty-seven hole Meadowood Golf Course which operates on a profit/loss basis. The department's main responsibility is the operation of the new Recreation Center that offers numerous programs and classes to residents.

The **Senior and Community Services Department** provides programs and assistance to seniors, and numerous seniors participate and volunteer their time. The department also provides assistance and aid to families in need.

The **Finance Department** is responsible for the accurate recording of all receipts and disbursements. The department issues bi-weekly payrolls and maintains a fixed asset system. The department compiles the Annual Budget, prepares the Comprehensive Annual Financial Report and Popular Annual Financial Report for residents, and assists the Mayor in all financial decisions.

The **Law Department** advises the Mayor, Council, and all departments on legal matters concerning the City. The department prepares all contracts, legislation, and legal documents.

The **Purchasing Department** furnishes the City with the materials, equipment, and supplies needed to maintain operations. The department also handles all personnel matters, including health insurance.

The **Planning Department** is responsible for the implementation of plans and programs that promote the comprehensive and orderly development of the City. The department works in conjunction with the Planning Commission, Board of Zoning Appeals, and Board of Building Appeals and Architectural Standards.

The **Inspections Department** is responsible for interpreting and enforcing all building codes in the City. The department issues permits and citations, conducts site inspections, and licenses all contractors.

The **Engineering Department** must insure that all contractors working in Westlake meet the general engineering requirements of the City. Engineering controls the review and implementation of plans and programs relating to the City's infrastructure.

ECONOMIC CONDITION AND OUTLOOK

"We're #1." The slogan was heard throughout Westlake in 2001 as *Cleveland Magazine* named the City "Cleveland Suburb of the Year". The criteria used to judge the suburbs included: police and fire safety, education, housing, property tax rates, population and diversity, environmental safety, low poverty, and community service. The City Council, Mayor, and Administration are very proud of the award and will strive to maintain the conditions necessary to retain this status.

Residential and commercial expansion has grown considerably over the past years resulting in several new subdivisions, offices, and retail space in Westlake. At present, 26.5 percent of the City's land is available for development.

The City offers numerous office and industrial areas. The King James Office Park, Phases I through V, houses 335,000 square feet of space and the Reserve Office Park was recently completed next to the Gemini Office Towers. Several industrial parks are situated throughout Westlake. In 2001, the National Association of Industrial and Office Parks (NAIOP) awarded the Industrial Development of the Year Award to the new Beacon West Industrial Park. Other industrial parks are located on Sharon Drive, First Street, Clemens/Ranney Parkway and Crocker Road. These industrial parks feature such companies as Bonne Bell, EverReady Battery, Nordson, Scott Fetzer, USG, Travel Centers of America and Viking Husquarna.

The Promenade of Westlake features 240,000 square feet of retail space with an 11-Plex-movie theater and two restaurants. St. John West Shore Hospital is a seventy-acre health campus with 248 beds in 210,000 square feet. University Hospital opened an ambulatory surgical center that also features an emergency treatment unit. Satellites of Lakewood Hospital and the Cleveland Clinic are also located in the City.

In November of 2000, voters approved the construction of Crocker Park, a mixed-use planned development on eighty acres in western Westlake. When completed in 2007, it will create a downtown for Westlake with retail, office, restaurant, and residential spaces. Dave and Buster's, a 57,500 square foot restaurant and game room facility, opened in 2001 to much enthusiasm. Hyland Software will move its headquarters to Westlake in 2002. LaCentre, a banquet, conference, and office center featuring over 100,000 square feet also began construction. The Jamestown office building on Detroit Road and the Clemens Road West office building are currently under construction. The upscale Cotswold Manor subdivision and the second phase of the Glens subdivision are also being built.

To encourage industrial and commercial development, the City offers four financial assistance tools. Industrial Development Revenue Bonds is a program under State law that allows the Westlake Community Improvement Corporation and City Council to approve the issuance of revenue bonds. The principal of these reduced interest bonds can be used for land acquisition, building construction, and equipment purchases.

In 1994, Westlake established an Enterprise Zone under State law. This program offers real and personal property tax abatement for the construction and expansion of commercial facilities located within the designated zone. The State of Ohio and County Commissioners allow up to 75 percent abatement over ten years upon approval.

Westlake received State approval to establish a Community Reinvestment Area in 1996. This program covers enterprises located in most of Westlake's industrial zone north of Detroit Road. New construction and renovation over \$100,000 can receive up to 100 percent real property tax abatement with a ten year maximum for commercial development and fifteen years for industry. This program requires the approval of the City Council and Westlake Tax Incentive Review Council.

The Cuyahoga County Department of Development has also established Improved Target Areas by which local business owners can apply for small grants and low interest loans to renovate commercial buildings. Three ITA areas currently exist in Westlake.

MAJOR INITIATIVES

Current Year Projects. The mission of the City of Westlake, its mayor, council, and employees, is to enhance the quality of life for all residents by providing the highest level of service in an efficient and cost effective manner. In 2001, the City upheld that mission by expanding and improving services, upgrading infrastructure, and enhancing public grounds and facilities.

The Police Department continued its commitment to public safety and awareness. The “Home Firearms Safety” program for adults and the “Eddie Eagle Firearms” course for children promoted gun safety and supervision. Programs such as D.A.R.E. (Drug Abuse Resistance Education) continue on with much success and a D.A.R.E. program for parents was added. The Community Police Academy held spring and fall sessions providing residents with classroom instruction and hands-on police experiences. In 2001, a School Resource Officer was added at the high school to educate and protect students. The “Bike Safety Rodeo” is an annual safety course for elementary students featuring prizes for all participants. Over 270 children attended Safety Town in 2001.

The Fire Department responded to over 3,600 calls in 2001, including over 800 fire emergencies. The successful “Explorers” program continues to offer hands-on training to high school students considering firefighting and emergency medical service careers. Five automatic external defibrillators were placed throughout the City and smoke detectors were installed for senior citizens.

The Service Department is involved in numerous activities such as the maintenance of City streets, sewers, parks, buildings, and vehicles. The department responded to over 5,800 calls and disposed of almost 14,000 tons of refuse and 1,400 tons of recyclables. Five pavilions and gazebos throughout the City were completed. Evergreen Cemetery held its second annual “Planting of the Fences Day” where families plant flowers in memoriam. The department participated with the County in three computer round-up programs. Service crews also completed repairs to sidewalks in quadrant one of the City.

According to the 2000 census, 22 percent of the Westlake population is over sixty years of age. The Department of Senior and Community Services offered education, services, and social programs to meet the need of this expanding population. Over 1,600 seniors participated in the various trips offered by the center, an annual increase of 25 percent. A new program entitled “Legacy” allowed seniors to record and discuss their life histories. As part of the department’s social services, local transportation was provided to older and disabled adults and trips increased by 13 percent. The Westlake Assistance Program provided a year-round food bank, special assistance, and holiday baskets.

The Westlake Recreation Center opened in November of 1998. Situated in an 86 acre park setting, the 82,700 square foot facility offers numerous amenities to residents. The center features five pools, a gymnasium with two full size basketball courts, an overhead track, and exercise and craft rooms. Peterson Pool at Clague Park is an outdoor facility offering swimming lessons throughout the summer season. In addition to the numerous classes and activities held at the Recreation Center, the department organized the Fourth of July party, the Fall Pumpkin Festival and Hunt, the Junior Olympics, and the annual Fishing Derby. The sledding hill at the Recreation Center was also expanded to twice the height and length. A new log cabin design clubhouse was started at Meadowood Golf Course and will open in the spring of 2002.

Construction of a new City Hall directly west of the present building commenced in 2001. The new 44,000 square foot facility is anticipated to be completed in November 2002. The Westlake Board of Education has purchased the existing building.

Improvements to infrastructure occurred throughout the City in 2001. Through the use of a federal grant, a \$3 million traffic signalization upgrade program was completed. This system also interacts with police and fire emergency sirens. The 2001 sidewalk project completed sidewalk installation throughout the City with the exception of a few subdivisions. Parking lots at the Police Station, Senior Center, and Meadowood Golf Course were expanded. Work commenced on the Hall Road culvert and the Detroit Road retaining wall. Improvements along Crocker Road were started. The first phase of the Center Ridge sanitary project was completed and sewers in the Canterbury Manor subdivision were upgraded. Street improvements were also made to Cahoon, Creekwood, and West Hedgewood Roads.

Future Projects. 2002 should prove to be an eventful year. The City anticipates the completion of the new City Hall and the opening of the new Meadowood clubhouse. The Senior Center will receive a grant to expand and refurbish its present facility. In anticipation of the new Crocker Park, improvements will continue along Crocker Road. The City will start the second phase of installing sanitary sewers on Center Ridge Road. Two intersections on Bassett Road will be improved and improvement projects on Lincoln Road and Hilliard Boulevard will also commence. The City will participate in a national program that encourages residents and businesses to plant flowers and beautify outdoor areas.

FINANCIAL INFORMATION

Internal Control. Internal accounting controls are designed to provide reasonable, but not absolute, assurance regarding (1) the safeguarding of assets against loss from unauthorized use or disposition and (2) the reliability of financial records for preparing financial statements and maintaining accountability for assets. The concept of reasonable assurance is based on the assumption that the cost of internal accounting controls should not exceed the benefits expected to be derived from their implementation.

An independent appraisal is done periodically on the fixed assets of the City to value and insure their existence. The Finance Department is committed to strengthening internal controls to assure the safeguarding of assets and to provide reasonable assurance that all financial transactions are properly recorded. A fixed asset software system allows for detailed reporting and analysis. Individual departments perform an annual inventory and work with the Finance Department to assure accuracy and accountability.

Budgetary System. Detailed provisions for the City's budget, tax levies, and appropriations are set forth in the Ohio Revised Code and in the City Charter. With the assistance of the Finance Director, the Mayor is required to submit to Council not less than 120 days before the end of each fiscal year an estimate of revenue and expenditures termed the "budget" for the succeeding fiscal year. The "budget" is accepted and passed by Council at its first meeting in July and forwarded to the Cuyahoga County Budget Commission by July 20th. Council is required to adopt an annual appropriation ordinance within 90 days after the receipt of a Certificate of Estimated Resources from the County Auditor or from the beginning of the fiscal year, whichever shall last occur. Council usually adopts the final appropriation for the succeeding year during its first or second December meeting. The legal level of control has been established by Council at the object level within each department in the general fund and at the object level for all other funds.

The City maintains budgetary control on a cash basis by department for salaries, other expenditures and debt service. Estimated expenditure amounts must be encumbered prior to release of purchase orders to vendors or finalization of other contracts. Encumbrances which would exceed the available appropriation level are identified on an ongoing basis and are not approved or recorded until City Council authorizes additional appropriations or transfers. Unencumbered appropriations lapse at the end of each calendar year. As an additional control over expenditures, the City Charter requires that all contracts in excess of \$15,000 shall be authorized and directed by ordinance of City Council.

The City compiles its Annual Budget in document form. The budget presents anticipated revenues and expenditures by fund and department in line item detail with additional supporting documentation that explains the budgetary process and individual departmental goals. The budget is submitted to the Government Finance Officers Association (GFOA) and has received the Distinguished Budget Presentation Award for 1998 through 2001.

Accounting System. The City uses automated governmental accounting software developed and licensed by Sanderson CMI, Inc. This software controls budgetary accounting, payroll, utility billing, and fixed assets. In 1995, the City purchased an IBM RISC Model 370 computer system utilizing an AIX (UNIX) operating system. That year, the City updated its budgetary software, and in 1996, new versions of payroll and fixed asset reporting were installed. With the opening of the new City Hall in 2002, the Finance Department will purchase a new mainframe computer and possibly upgrade its present software.

The City's accounting system is organized and operated on a fund basis. A fund is defined as a fiscal and accounting entity with a self-balancing set of accounts recording cash and other financial resources, together with all related liabilities and residual equities or balances, and changes therein. These funds are segregated for the purpose of carrying on specific activities or attaining certain objectives in accordance with special regulations, restrictions, or limitations. Generally accepted accounting principles determine the type of funds used. Prudent financial administration determines the number of individual funds established.

The City maintains records on a budgetary basis for all fund types. Prior to year end closing, adjusting entries are prepared for the various funds to convert the budgetary basis records to the modified accrual basis of accounting for all governmental fund types and to the accrual basis of accounting for the proprietary fund types. The fund statements are then converted to entity-wide financial statements, and classified as either governmental or business-type activities, and used the accrual basis of accounting. Modified accrual basis accounting requires that revenues be recognized when both measurable and available. Expenditures are recorded as fund liabilities when incurred, except for interest on long-term debt which is recorded when due. The accrual basis of accounting recognizes revenues when earned and expenses when incurred. A more detailed explanation of the basis of accounting for the various funds is included in the Notes to the General Purpose Financial Statements, located in the Financial Section of this report.

CASH MANAGEMENT

The Finance Department has an aggressive cash management program to maximize the use of the City's cash resources. The primary objectives of the City's investment policy are safety, liquidity, and yield. The protection of investment principal is of prime importance. In addition to protecting investment, the City must plan for short and long-term liabilities. The City currently uses interest bearing checking accounts and certificates of deposit. Cash balances and investment schedules are continually evaluated to ensure both liquidity and maximum yield. In 2001, the City earned \$1,662,857 in interest in the general fund.

Beginning in 1995, the Finance Department requested further contractual requirements to safeguard pledged collateral. These addendums guarantee against the substitution of pledged collateral without the written consent of the Finance Director and the dual pledging of collateral. A designated review board of each depository institution approves pledged collateral. Both the City and the depository institution hold collateral jointly. Currently, all collateral is held at the Federal Reserve Bank of Cleveland and at the Chase Bank of New York.

In 1972, the City established an equipment replacement account within the General Fund. The account is used to create a reserve for major equipment purchases at replacement values. At present, the account is used to purchase vehicles, major equipment and computer hardware purchases.

RISK MANAGEMENT

The City insures all risk, with the exception of health insurance, through private insurance carriers. Property valuations are revised annually to provide insurance companies and the City with an accurate inventory of insurable property and replacement cost values.

In March, 1989, the City entered into a self insurance program for employee health care. Reinsurance for maximum benefit levels is incorporated as part of the plan. Resources are accumulated in the internal service fund to meet current and future claims. The City expects to assume no additional risks in the near future.

OTHER INFORMATION

Independent Audit. Included in this report is an unqualified audit opinion regarding the City's financial statements for the year ended December 31, 2001. The Auditor of the State of Ohio completed this year's audit.

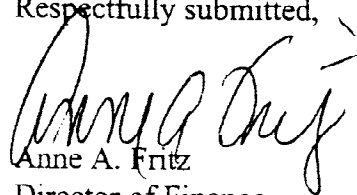
Certificate of Achievement. The Government Finance Officers Association of the United States and Canada (GFOA) awarded a Certificate of Achievement for Excellence in Financial Reporting to the City of Westlake, Ohio, for its comprehensive annual financial report (CAFR) for the year ended December 31, 2000. The Certificate of Achievement is a prestigious national award recognizing conformance with the highest standards for preparation of state and local government financial reports.

In order to be awarded a Certificate of Achievement, a government unit must publish an easily readable and efficiently organized comprehensive annual financial report, whose contents conform to the program standards. The CAFR must satisfy both generally accepted accounting principles and applicable legal requirements.

A Certificate of Achievement is valid for a period of one year only. The City of Westlake has received a Certificate of Achievement for the last eighteen consecutive years. We believe our current report continues to conform to the Certificate of Achievement program requirements, and we are submitting it to GFOA.

Acknowledgments. This comprehensive annual financial report was prepared by the Finance Department with the efficient and dedicated services of its entire staff. This report was prepared in accordance with generally accepted accounting principles (GAAP). Appreciation also is expressed to those other City departments that assisted in preparing supporting documentation. In addition, we would like to thank the Mayor and Members of Council for their continuing support toward the preparation of this report.

Respectfully submitted,

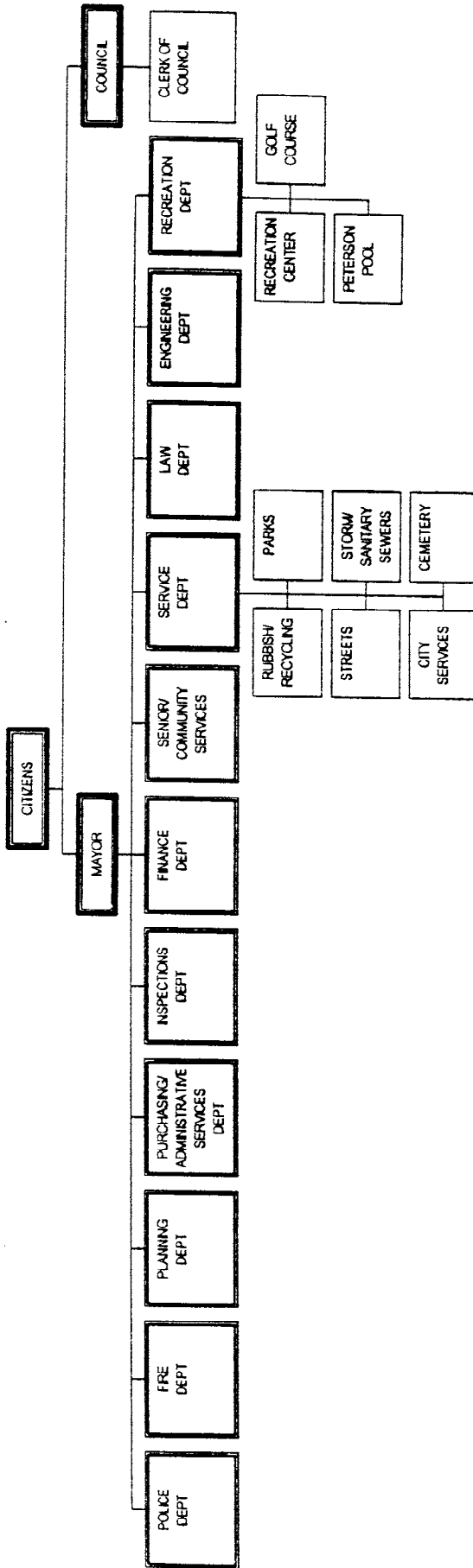


Anne A. Fritz
Director of Finance

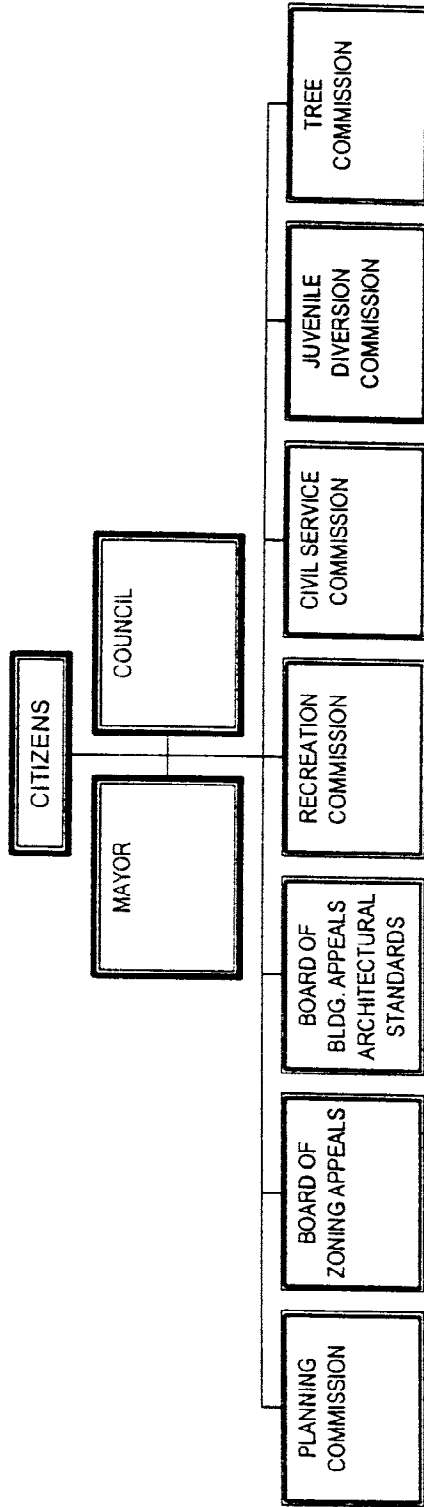


Bonnie L. Freeh
Assistant Director of Finance

CITY OF WESTLAKE ORGANIZATIONAL CHART DEPARTMENTS



CITY OF WESTLAKE ORGANIZATIONAL CHART COMMISSIONS



CITY OF WESTLAKE, OHIO

**PRINCIPAL OFFICIALS
DECEMBER 31, 2001**

ELECTED OFFICIALS

Mayor	Dennis M. Clough
President of Council	Michael F. Killeen
Council Members	
Ward 1	Edward Hack
Ward 2	James Connole
Ward 3	William Sexton
Ward 4	Michael O'Donnell
Ward 5	Kenneth Brady
Ward 6	Nan Baker

APPOINTED OFFICIALS

Director of Engineering.....	Robert Kelly
Director of Finance.....	Anne Fritz
Director of Inspections	Robert Patton
Director of Law	David Harbarger
Director of Planning	Robert Parry
Director of Purchasing.....	Mary Calabrese
Director of Recreation	Stephen Applegate
Director of Senior and Community Services.....	Joyce Able Schroth
Director of Service	John Lehlbach
Chief of Police.....	Richard Wallings
Chief of Fire	Richard Pietrick

Certificate of Achievement for Excellence in Financial Reporting

Presented to

City of Westlake,
Ohio

For its Comprehensive Annual
Financial Report
for the Fiscal Year Ended
December 31, 2000

A Certificate of Achievement for Excellence in Financial Reporting is presented by the Government Finance Officers Association of the United States and Canada to government units and public employee retirement systems whose comprehensive annual financial reports (CAFRs) achieve the highest standards in government accounting and financial reporting.



Imelda Arave
President

Jeffrey L. Esser
Executive Director



STATE OF OHIO
OFFICE OF THE AUDITOR

JIM PETRO, AUDITOR OF STATE

Lausche Building
615 Superior Avenue, NW.
Twelfth Floor
Cleveland, Ohio 44113-1801
Telephone 216-787-3665
800-626-2297
Facsimile 216-787-3361
www.auditor.state.oh.us

REPORT OF INDEPENDENT ACCOUNTANTS

Members of City Council
City of Westlake
Cuyahoga County
27216 Hilliard Boulevard
Westlake, Ohio 44145

We have audited the accompanying basic financial statements of the City of Westlake, Cuyahoga County, Ohio, (the City) as of and for the year ended December 31, 2001, as listed in the table of contents. These financial statements are the responsibility of the City's management. Our responsibility is to express an opinion on these financial statements based on our audit.

We conducted our audit in accordance with auditing standards generally accepted in the United States of America and the standards applicable to financial audits contained in *Government Auditing Standards*, issued by the Comptroller General of the United States. Those standards require that we plan and perform the audit to obtain reasonable assurance about whether the financial statements are free of material misstatement. An audit includes examining, on a test basis, evidence supporting the amounts and disclosures in the financial statements. An audit also includes assessing the accounting principles used and significant estimates made by management, as well as evaluating the overall financial statement presentation. We believe that our audit provides a reasonable basis for our opinion.

In our opinion, the basic financial statements referred to above present fairly, in all material respects, the financial position of the City of Westlake, Cuyahoga County, Ohio, as of December 31, 2001, and the results of its operations and the cash flows of its proprietary funds for the year then ended in conformity with accounting principles generally accepted in the United States of America.

As described in Note 3, during the year ended December 31, 2001, the City adopted Governmental Accounting Standards Board Statements 33, 34, 36, 37, 38 and Interpretation 6.

In accordance with *Government Auditing Standards*, we have also issued our report dated June 21, 2002 on our consideration of the City's internal control over financial reporting and our tests of its compliance with certain provisions of laws, regulations, contracts and grants. That report is an integral part of an audit performed in accordance with *Government Auditing Standards* and should be read in conjunction with this report in considering the results of our audit.

Management's Discussion and Analysis is not a required part of the basic financial statements, but is supplementary information the Governmental Accounting Standards Board requires. We applied limited procedures, consisting principally of inquiries of management regarding the methods of measurement and presentation of the supplementary information. We did not audit the information and express no opinion thereon.

We performed our audit to form an opinion on the basic financial statements of the City, taken as a whole. The combining and individual fund statements and schedules listed in the table of contents are presented for additional analysis and are not a required part of the basic financial statements. We subjected this information to the auditing procedures applied in the audit of the basic financial statements and, in our opinion, is fairly presented in all material respects, in relation to the basic financial statements taken as a whole.

We did not audit the data included in the introductory and statistical sections of this report and therefore express no opinion thereon.

A handwritten signature in black ink, appearing to read "Jim Petro", written in a cursive style.

Jim Petro
Auditor of State

June 21, 2002

(This Page Intentionally Left Blank.)

City of Westlake, Ohio
Management's Discussion and Analysis
For the Year Ended December 31, 2001
Unaudited

The discussion and analysis of The City of Westlake's financial performance provides an overall review of the City's financial activities for the year ended December 31, 2001. The intent of this discussion and analysis is to look at the City's financial performance as a whole; readers should also review the transmittal letter and the basic financial statements to enhance their understanding of the City's financial performance.

Financial Highlights

Key Financial highlights for 2001 are as follows:

- Total assets of the City of Westlake exceeded its liabilities at the close of the most recent year by \$199,686,500 (*net assets*). Of this amount, \$53,180,381 (*unrestricted net assets*) may be used to meet the government's ongoing obligations to citizens and creditors.
- Total Net Assets increased \$13,644,638 or a 7.33 percent increase over 2000. Seventy-seven percent of the increase in net assets resulted from an increase in current and other assets.
- Total Assets of Governmental Activities increased \$15,743,980, which represents an 8.64 percent increase from 2000.
- Total Capital Assets increased by \$4,977,644 or 3.66 percent over 2000.
- As of the close of the current year, the City of Westlake's governmental funds reported combined ending fund balances of \$64,620,538, an increase of \$9,303,093 in comparison with the prior year. Approximately 74 percent is *available for spending* at the government's discretion (*unreserved fund balance*).
- The City of Westlake's total debt increased by \$495,547 (1.4 percent) during the current fiscal year. The key factors in this increase were the issuance of \$4,025,000 in various purpose notes, of which \$3,500,000 was for the construction of the new City Hall. The City also issued \$765,000 in special assessment bonds during 2001. General obligation bonds decreased by \$2,468,550 during 2001.
- On a cash basis, City income tax collections have increased an average of 7.26 percent per year for the last five years. In the last three years, an average 4.87 percent increase has been realized.

Overview of the Financial Statements

This discussion and analysis is intended to serve as an introduction to the City of Westlake's basic financial statements. The City of Westlake's basic financial statements are comprised of three components: 1) government-wide financial statements, 2) fund financial statements, and 3) notes to the financial statements. This report also contains other supplementary information in addition to the basic financial statements themselves.

City of Westlake, Ohio
Management's Discussion and Analysis
For the Year Ended December 31, 2001
Unaudited

Government-wide Financial Statements. The *government-wide financial statements* are designed to provide readers with a broad overview of the City of Westlake's finances, in a manner similar to private-sector businesses. The *statement of net assets* and *statement of activities* provide information about the activities of the whole City, presenting both an aggregate view of the City's finances and a longer-term view of those assets. Major fund financial statements provide the next level of detail. For governmental funds, these statements tell how services were financed in the short term as well as what dollars remain for future spending. The fund financial statement also looks at the City's most significant funds with all other major funds presented in total in one column.

The *statement of net assets* presents information on all of the City of Westlake's assets and liabilities, with the difference between the two reported as *net assets*. Over time, increases or decreases in net assets may serve as a useful indicator of whether the financial position of the City of Westlake is improving or deteriorating.

The *statement of activities* presents information showing how the government's net assets changed during the recent fiscal year. All changes in net assets are reported as soon as the underlying event giving rise to the change occurs, *regardless of the timing of cash flows*. Thus, revenues and expenses are reported in this statement for some items that will only result in cash flows in future fiscal periods (e.g. uncollected taxes and earned but unused vacation leave).

Both of the government-wide financial statements distinguish functions of the City of Westlake that are principally supported by taxes and intergovernmental revenues (governmental activities) from other functions that are intended to recover all or a significant portion of their costs through user fees and charges (business-type activities). The governmental activities of the City of Westlake include general government, security of persons and property, public health services, transportation, community environment, basic utility services and leisure time activities. The business-type activities include sewer and golf course.

The government-wide financial statements can be found starting on page 17 of this report.

Fund financial statements. A *fund* is a grouping of related accounts that is used to maintain control over resources that have been segregated for specific activities or objectives. The City of Westlake, like other state and local governments, uses fund accounting to ensure and demonstrate compliance with finance-related legal requirements. All of the funds of the City of Westlake can be divided into three categories: governmental funds, proprietary funds, and fiduciary funds.

Governmental Funds *Governmental funds* are used to account for essentially the same functions reported as *governmental activities* in the government-wide financial statements. However, unlike the government-wide financial statements, governmental funds financial statements focus on *near-term inflows and outflows of spendable resources*, as well as on balances of spendable resources available at the end of the fiscal year. Such information may be useful in evaluating a government's near term financing requirements.

Because the focus of governmental funds is narrower than that of the government-wide financial statements, it is useful to compare the information presented for governmental funds with similar information presented for governmental activities in the government-wide financial statements. By doing so, readers may better understand the long-term impact of the government's near term financing decisions. Both the governmental fund balance sheet and the governmental fund statement of revenues, expenditures, and changed in fund balances provide a reconciliation to facilitate this comparison between *governmental funds* and *governmental activities*.

City of Westlake, Ohio
Management's Discussion and Analysis
For the Year Ended December 31, 2001
Unaudited

The City of Westlake maintains 37 individual governmental funds. Information is presented separately in the governmental funds balance sheet and in the governmental funds statement of revenues, expenditures, and changes in fund balances, for the General fund, Recreation fund, Sanitary Sewer Improvement Fund, Bradley Sewer Improvement Fund, Issue II Improvements Fund, Traffic Signalization Fund and City Hall Construction Fund; all of which are considered to be major funds. Data from the other 30 governmental funds are combined into single, aggregated presentation. Individual fund data for each of these nonmajor governmental funds is provided in the form of combining statements elsewhere in this report.

The City of Westlake adopts an annual appropriated budget for each of its funds. A budgetary comparison statement (non-GAAP basis) has been provided for each governmental and proprietary fund to demonstrate budgetary compliance.

Proprietary Funds The City of Westlake maintains two different types of proprietary funds. Enterprise funds are used to report the same functions presented as business-type activities in the government-wide financial statements. The City uses enterprise funds to account for its sewer operations and golf course activity. Internal service funds are an accounting device used to accumulate and allocate costs internally among the City's various functions. The City maintains such a fund for its self-insurance of health related employee benefits. Because this predominately benefits governmental rather than business functions, it has been included within governmental activities in the government-wide financial statements.

Proprietary funds provide the same type of information as the government-wide financial statements, only in more detail. The proprietary fund financial statements provide separate information for the sewer operations as it is considered a major fund, while the golf course enterprise fund is a nonmajor fund. The internal service fund is for self-insurance for health benefits.

The basic proprietary fund financial statements can be found on pages 26 through 28 of this report.

Notes to the Financial Statements The notes provide additional information that is essential for a full understanding of the data provided in the government-wide and fund financial statements. The notes to the financial statements can be found on pages 31 through 59 of this report.

Other information In addition to the basic financial statements and accompanying notes, this report also presents certain other information that the City believes readers will find useful. After the notes to the financial statements, the combining statements referred to earlier in connection with nonmajor governmental funds are presented, as well as individual detailed budgetary comparisons for all nonmajor funds. This information can be found on pages 60 through 128 of the report.

Government-Wide Financial Analysis

While this document contains information about the funds used by the City to provide services to our citizens, the view of the City as a whole looks at all financial transactions and asks the question, "How did we do financially during 2001?" The Statement of Net Assets and the Statement of Activities answers this question. These statements include all assets and liabilities using the accrual basis of accounting similar to the accounting used by the private sector. The basis for this accounting takes into account all of the current year's revenues and expenses regardless of when the cash is received or paid.

City of Westlake, Ohio
Management's Discussion and Analysis
For the Year Ended December 31, 2001
Unaudited

These two statements report the City's net assets and the changes in those assets. The change in assets is important because it tells the reader whether, for the City as a whole, the financial position of the City has improved or diminished. However, in evaluating the overall position of the City, non-financial information such as changes in the City's tax base and the condition of City capital assets will also need to be evaluated.

The Statement of Net Assets and the Statement of Activities are divided into the following categories:

- Assets
- Liabilities
- Net Assets (Assets minus Liabilities)
- Program Expenses and Revenues
- General Revenues
- Net Assets Beginning and End of Year

The City of Westlake as a Whole

Recall that the Statement of Net Assets looks at the City as a whole. The following provides a summary of the City's net assets for 2001 compared to 2000.

NET ASSETS
TABLE 1

	Governmental Activities		Business-Type Activities		Total	
	2001	2000	2001	2000	2001	2000
Current and Other Assets	\$89,252,237	\$78,289,812	\$22,988,072	\$23,660,942	\$112,240,309	\$101,950,754
Capital Assets, Net	108,738,601	103,957,046	32,240,318	32,044,229	140,978,919	136,001,275
<i>Total Assets</i>	<u>197,990,838</u>	<u>182,246,858</u>	<u>55,228,390</u>	<u>55,705,171</u>	<u>253,219,228</u>	<u>237,952,029</u>
Current and Other Liabilities	17,332,464	14,795,284	139,727	17,629	17,472,191	14,812,913
Long-Term Liabilities:						
Due within One Year	3,171,671	2,873,178	0	0	3,171,671	2,873,178
Due in More than One Year	32,888,866	34,132,061	0	92,015	32,888,866	34,224,076
<i>Total Liabilities</i>	<u>53,393,001</u>	<u>51,800,523</u>	<u>139,727</u>	<u>109,644</u>	<u>53,532,728</u>	<u>51,910,167</u>
Invested in Capital Assets, Net of Related Debt	76,571,036	69,740,028	32,240,318	32,044,229	108,811,354	101,784,257
Restricted for:					0	0
Capital Projects	27,653,425	19,115,452	0	0	27,653,425	19,115,452
Debt Service	4,016,987	3,393,040	0	0	4,016,987	3,393,040
Other Purpose	6,024,353	5,145,892	0	0	6,024,353	5,145,892
Unrestricted	30,332,036	33,051,923	22,848,345	23,551,298	53,180,381	56,603,221
<i>Total Net Assets</i>	<u>\$144,597,837</u>	<u>\$130,446,335</u>	<u>\$55,088,663</u>	<u>\$55,595,527</u>	<u>\$199,686,500</u>	<u>\$186,041,862</u>

City of Westlake, Ohio
Management's Discussion and Analysis
For the Year Ended December 31, 2001
Unaudited

As noted earlier, net assets may serve over time as a useful indicator of a government's financial position. For the City of Westlake, total assets exceed total liabilities by \$199,686,500 at the close of the most recent year.

The largest portion of the City's net assets (54.7 percent) reflects investments in capital assets (e.g. land, construction in progress, buildings, improvements, machinery and equipment, vehicles, and infrastructure), less any related debt to acquire those assets that is still outstanding. The City uses these capital assets to provide services to its citizens; consequently, these assets are not available for future spending. Although the City's investment in its capital assets is reported net of related debt, it should be noted that resources needed to repay this debt must be provided from other sources, since the capital assets themselves cannot be used to liquidate these liabilities.

Total assets increased by \$15,267,199 from 2000 to 2001, while the City's total liabilities increased by \$1,622,561. The most significant change was an increase in Equity in Pooled Cash and Cash Equivalents, where there was an increase of \$12,430,527 during the year. This increase is due to the City issuing \$4,025,000 in notes, of which none of the proceeds were spent during the year, as well as increases in property taxes, municipal income taxes and intergovernmental revenues. The increase in liabilities was mainly due to the issuance of additional note debt to finance the construction of the new City Hall facility, which is reflected in notes payable where there was an increase of \$2,545,000 during 2001.

At the end of the current year, the City of Westlake is able to report positive balances in all three categories of net assets, both for the government as a whole, as well as for its separate governmental and business-type activities.

Our total net assets of the City's governmental activities increased \$14,151,502 during the current year. Most of this increase is due to the degree in which resources in ongoing revenues have outstripped similar increases in ongoing expenses.

In order to further understand what makes up the changes in net assets for the current year, the following table gives readers further details regarding the results of activities for the current year. However, since this is the first year the City has prepared financial statements following GASB Statement 34, revenue and expense comparisons to 2000 are not available. In future years, when prior year information is available, a comparative analysis of government-wide data will be presented.

CHANGES IN NET ASSETS
TABLE 2

	Governmental Activities	Business-Type Activities	Total
Revenues			
Program Revenues:			
Charges for Services	\$3,388,691	\$2,195,678	\$5,584,369
Operating Grants and Contributions	1,252,164	0	1,252,164
Capital Grants and Contributions	4,290,615	0	4,290,615
General Revenues:			
Property and Other Local Taxes	10,516,098	0	10,516,098
Income Taxes	15,010,714	0	15,010,714
Grants and Entitlements	3,378,432	0	3,378,432
Other	3,966,120	519,086	4,485,206
<i>Total Revenues</i>	<u>\$41,802,834</u>	<u>\$2,714,764</u>	<u>\$44,517,598</u>

(continued)

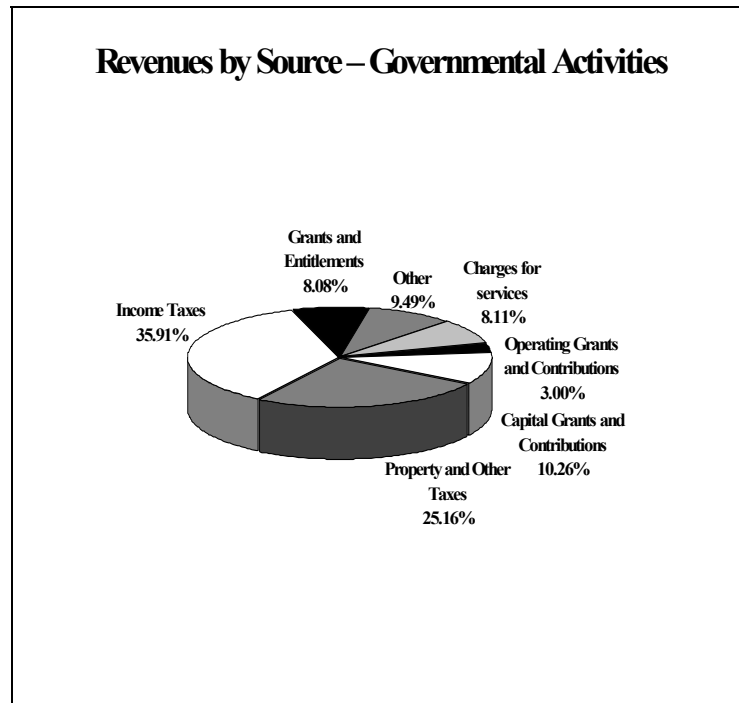
City of Westlake, Ohio
Management's Discussion and Analysis
For the Year Ended December 31, 2001
Unaudited

	Governmental Activities	Business-Type Activities	Total
Program Expenses			
General Government	\$2,347,136	\$0	\$2,347,136
Security of Persons and Property	7,456,998	0	7,456,998
Public Health Services	541,770	0	541,770
Transportation	8,655,363	0	8,655,363
Community Environment	1,141,786	0	1,141,786
Basic Utility Services	2,353,918	0	2,353,918
Leisure Time Activities	3,370,020	0	3,370,020
Interest and Fiscal Charges	1,784,341	0	1,784,341
Sewer (Including Transfers)	0	2,793,860	2,793,860
Golf Course	0	427,768	427,768
Total Expenses	<u>27,651,332</u>	<u>3,221,628</u>	<u>30,872,960</u>
Increase (Decrease) in Net Assets	<u>\$14,151,502</u>	<u>(\$506,864)</u>	<u>\$13,644,638</u>

Governmental Activities

Governmental activities increased the City's net assets by \$14,151,502, thereby accounting for 89.93 percent of the growth in total net assets. The primary reason for the increase in net assets relates to the increases in revenues. Several types of revenues fund our governmental activities, with the City income tax being the biggest contributor. The income tax rate was 1.5 percent for 2001, the same as the prior year. Both residents of the City and non-residents who work inside the City are subject to the income tax. However if residents work in a locality that has a municipal income tax, the City provides 100 percent credit up to 1.5 percent for those who pay income tax to another city. City Council could by Ordinance, choose to vary that income tax credit and create additional revenues for the City.

City of Westlake, Ohio
Management's Discussion and Analysis
For the Year Ended December 31, 2001
Unaudited

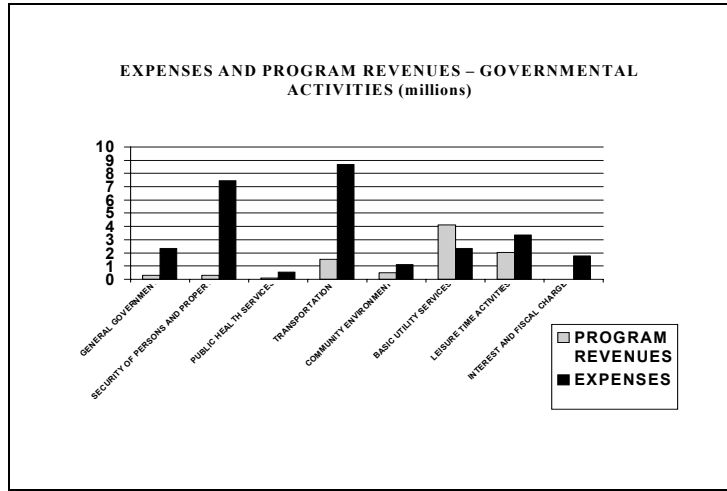


The income tax revenue for 2001 was \$15,010,714. Of the \$41,802,834 in total revenues, income tax accounts for 35.91 of that total. Property taxes of \$10,516,098 account for 25.16 percent of total revenues, and operating grants, capital grants and contributions, general revenues from grants and entitlements account for 21.34 percent of total revenues, and charges for services, and other revenue make up the remaining 17.60 percent.

General revenues from grants and entitlements, such as local government funds, are also revenue generators. With the combination of property tax, income tax and intergovernmental funding all expenses in the governmental activities are funded. The City monitors its source of revenues very closely for fluctuations.

For the most part, increases in expenses closely parallel inflation and growth in the demand for services. The largest program function for the City relates to the transportation system for street and highway maintenance, including snow removal. During 2001, 31.30 percent of program expenses related to transportation. The next largest function was for security of persons and property. In 2001, 26.97 percent of program expenses for governmental activities were for security of persons and property, which include the police and fire departments.

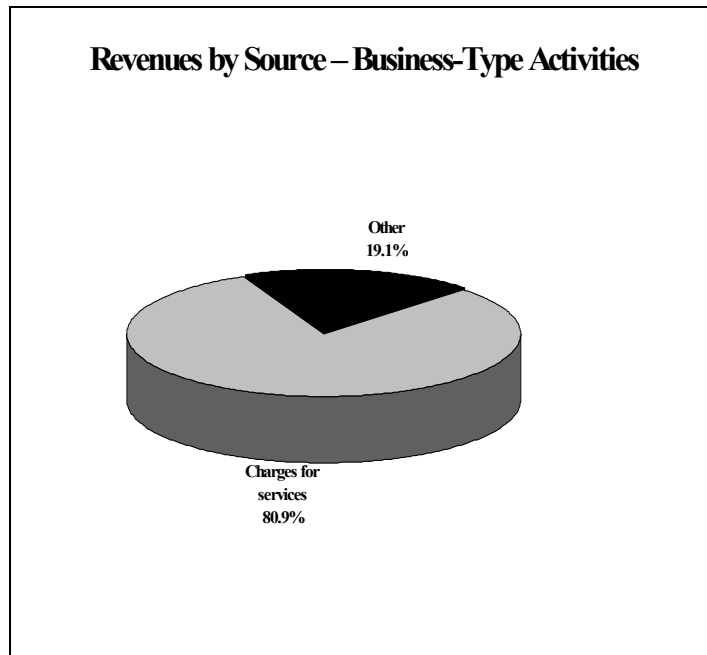
City of Westlake, Ohio
Management's Discussion and Analysis
For the Year Ended December 31, 2001
Unaudited



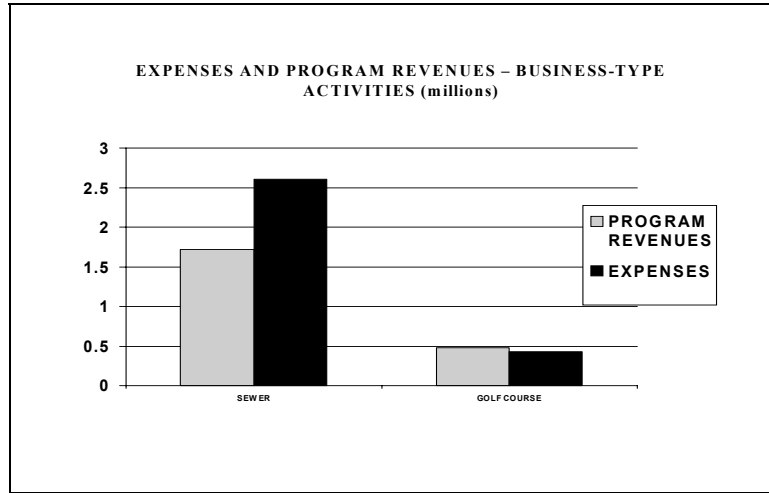
Leisure time activities, primarily the expenses for the recreation center, account for 12.19 percent of total program expenses, and slightly behind is general government at 8.49 percent of total program expenses.

Business-Type Activities

The Business-Type activities of the City, which include the City's sewer operations and golf activities, decreased the City's net assets by \$506,864.



City of Westlake, Ohio
Management's Discussion and Analysis
For the Year Ended December 31, 2001
Unaudited



Net program expense exceeded program revenue in the amount of \$556,601 for the sewer operations for 2001. This is due to increased contributions required to the City's share of operating expenses of the Rocky River Wastewater Treatment Plant. General revenue investment earnings of \$518,911 provided additional funding to the sewer operations.

Revenue exceeded expenses in the Golf Course activity in the amount of \$49,737 for the current fiscal year.

Financial Analysis of the Government's Funds

As noted earlier, the City of Westlake uses fund accounting to ensure and demonstrate compliance with finance-related legal requirements.

Governmental Funds

The focus of the City's governmental funds is to provide information on near-term inflows, outflows, and balances of spendable resources. Such information is useful in assessing the City's financing requirements. In particular, unreserved fund balance may serve as a useful measure of a government's net resources available for spending at the end of the year. Information about the City's governmental funds begins on page 20. These funds are accounted for by using the modified accrual basis of accounting.

As of the end of the current fiscal year, the City of Westlake's governmental funds reported combined ending fund balances of \$64,620,538. Of that amount, \$47,846,785 constitutes unreserved fund balances, which is available for spending at the government's discretion. The remainder of fund balance is reserved to indicate that it is not available for new spending because it has already been committed 1) to liquidate contracts and purchases of the prior period (\$9,323,669), (2) to reflect year-end inventory (\$257,084), and to (3) reflect amounts advanced to other funds (\$7,193,000).

City of Westlake, Ohio
Management's Discussion and Analysis
For the Year Ended December 31, 2001
Unaudited

All governmental funds had total revenues of \$42,593,890 and expenditures of \$34,246,195, leaving an excess of revenues over expenditures of \$8,347,695. The most significant changes in our funds during 2001 were the creation of the reserved for compensated absences special revenue fund to accumulate funds for the payment of sick leave and vacation payouts at the time of an employee's leave from service with the City, and the creation of the service center construction capital projects fund.

The general fund is the chief operating fund of the City. At the end of the current year, total fund balance for the general fund was \$27,823,313, of which \$18,986,782 was unreserved. As a measure of the general fund's liquidity, it may be useful to compare both unreserved fund balance and total fund balance to total fund expenditures. Unreserved fund balance represents 85 percent of total general fund expenditures, while total fund balance represents 124 percent of that same amount. These numbers are an important representation of the City's solid financial performance and condition.

During the current year, the fund balance of the City's general fund decreased by \$2,975,495. The reduction in the general fund balance is due to the transfer for the funding of the reserved for compensated absences special revenue fund for the estimated liability relating to compensated absences in the amount of \$2,300,000, the transfer to city hall construction capital projects fund of \$3,000,000, and the transfer of \$1,000,000 to begin accumulating funds for the new service facility. These transfers reflect the City's desire to accumulate funds over several years so that major capital improvements can be primarily funded with accumulated resources. The excess of revenues over expenditures for the general fund for the current fiscal year is \$3,822,364.

General Fund Budgeting Highlights

The City's budget is prepared according to Ohio law and is based on accounting for certain transactions on a basis of cash receipts, disbursements, and encumbrances. The most significant budgeted fund is the General Fund. During the course of 2001 the City amended its general fund budget on various occasions. All recommendations for budget changes come to the Finance Committee of City Council for review before going to the whole Council for Ordinance enactment on the change. The City does allow small interdepartmental budget changes that modify line items within departments within the same fund. The general fund supports many of our major activities such as our Police Department and Fire Department as well as most legislative and executive activities. The general fund is monitored closely, looking for possible revenue shortfalls or overspending by individual departments.

For the general fund, original budgeted revenues were \$24.9 million. The final budgeted revenue amount was \$24,484,777. The City of Westlake's ending unencumbered cash balance in the general fund was \$6,249,518 above the final budgeted amount.

The differences between the general fund's original budget and the final amended budget were minor, except for the changes as follows:

- The most significant change was \$3,300,000 additional appropriations to increase amounts budgeted for transfers of general fund money to the reserved for compensated absences special revenue fund (\$2,300,000) and to the service center construction capital projects fund (\$1,000,000).
- Additional appropriations to the general fund for miscellaneous departmental expenditures totaled \$328,108.

City of Westlake, Ohio
Management's Discussion and Analysis
For the Year Ended December 31, 2001
Unaudited

- An additional \$460,695 in advances in was added to the original budget as capital projects funds were closed and advances returned to the general fund.
- An increase in estimated revenues as certified by the County Auditor for property taxes in the amount of \$757,917 was recorded due to a reevaluation of property in the City.
- A reduction in estimated revenues as certified by the County Auditor for municipal income taxes in the amount of \$505,880 was recorded to correct original estimates. Final actual municipal income taxes collected exceeded the amended budget amount by \$444,762.

Capital Assets and Debt Administration

CAPITAL ASSETS AT DECEMBER 31
(NET OF DEPRECIATION)

TABLE 3

	Governmental Activities		Business-Type Activities	
	2001	2000	2001	2000
Land	\$5,727,486	\$5,724,986	\$1,499,176	\$1,499,176
Construction in Progress	3,937,268	399,256	645,318	3,168,854
Buildings	19,734,545	20,009,465	1,106,826	236,068
Improvements	1,792,002	1,988,736	123,802	22,055
Machinery and Equipment	918,749	940,031	115,777	159,905
Furniture and Fixtures	222,355	233,815	5,026	5,998
Vehicles	1,806,413	1,929,324	222,718	280,380
Infrastructure				
Roads	40,462,453	40,975,503	0	0
Water Mains	14,043,437	14,068,242	0	0
Storm Sewers	14,575,508	14,713,642	0	0
Sewers	0	0	28,521,675	26,672,893
Culverts	1,411,956	1,520,352	0	0
Traffic Signals	2,687,262	0	0	0
Bridges	1,419,167	1,453,694	0	0
Total	\$108,738,601	\$103,957,046	\$32,240,318	\$32,045,329

Total capital assets for governmental activities of the City of Westlake for the year 2001 were \$108,738,601, \$4,781,555 more than in 2000. The most significant increases in our capital assets came in construction in progress, with many major projects in place including the new City Hall construction and road improvements. During 2001, the City received federal funding for traffic signalization. This included new computerized traffic lights, electrical wiring and poles. Capital assets for business-type activities increased by \$194,989 due to the City's ongoing sewer projects.

The City is committed to a long-term goal of meeting the needs of its infrastructure and facilities. We have a five-year capital plan in place that provides for street improvements and adding additional facilities to complement our current structures.

City of Westlake, Ohio
Management's Discussion and Analysis
For the Year Ended December 31, 2001
Unaudited

Debt

As of December 31, 2001, the City of Westlake had \$36,192,565 in bonds, notes and loans outstanding with \$6,837,206 due within one year.

OUTSTANDING DEBT AT DECEMBER 31

TABLE 4

	Governmental Activities	
	2001	2000
General Obligation Bonds	\$29,714,174	\$32,182,724
Special Assessment Bonds	2,208,000	1,768,453
Notes	4,025,000	1,480,000
OPWC Loan	245,391	265,841
Total	\$36,192,565	\$35,697,018

The General Obligation Bond Retirement bonds are composed of (1) Rocky River Treatment Plant – a 1983 voted debt issue repaid from sewer funds; (2) 1997 Safety Facility voted issue for the construction of police and fire facilities repaid from property taxes, (3) 1997 Recreation Center voted issue for the construction of the City recreation center to be repaid from a dedicated 1/8 percent of the City's municipal income tax; (4) Sewer Construction and Improvement Bonds to be repaid from sewer charges; (5) Issue 11 debt for streets and other infrastructure to be repaid from the proceeds of the Issue II capital improvement dedicated income tax of 3/8 of one percent; and (6) Various purpose other bonds including advance refunding bonds issued in 1997 for the safety facilities debt.

The special assessment bond retirement fund consists of various sewer construction projects, Ranney Parkway, various sidewalk improvements, the Marview Waterline, and various other improvements. The principal and interest for these bonds are paid from the collection of special assessments by the County Auditor from the specific property owners who primarily benefited from the projects.

The OPWC Loan is being paid semi-annually from the debt service fund funded by property taxes.

Of the \$4,025,000 in notes, all are General Obligation Notes, and of which \$3,500,000 are for the City Hall improvements and will be paid through City funds. The additional \$765,000 in bonds was for special assessments to be repaid from the future collection of special assessments through the County Auditor.

State statutes limit the amount of general obligation debt a governmental entity may issue to 10 ½ percent of total assessed valuation. The City's overall legal debt margin was \$86,483,904 on December 31, 2001.

Additional information concerning the City's debt can be found in the notes to the financial statements.

City of Westlake, Ohio
Management's Discussion and Analysis
For the Year Ended December 31, 2001
Unaudited

Current Financial Related Activities

The City of Westlake is both financially strong, as evidenced by Moody's Investors Service and Fitch's affirmation of our Aaa rating, and Standard and Poor's AAA rating awarded to the City in 2001. Westlake remains the only suburb in Ohio to have been awarded the Aaa/AAA ratings.

The Administration and City Council developed a master plan for the acquisition of equipment and the building or upgrading of City facilities. As a result, we have seen a remarkable increase in our capital assets over that period of time and the expansion of all City services. The year 2001 is no different as we broke ground for the new City Hall facility, at an estimated construction cost of \$7,200,000, as well as beginning construction on a new clubhouse for the golf course at a cost of over \$500,000. Plans for the upcoming year include a new City service facility estimated at \$4,400,000, and a renovation and expansion at the Senior Center of approximately \$1,000,000.

The City of Westlake has committed itself to financial excellence and has a history of doing just that. The City has received the Government Finance Officers Award (GFOA) Certificate of Achievement for Excellence since 1984, the year of our first Comprehensive Annual Financial Report. The City has also received the Distinguished Budget Award and the Award for Popular Financial Reporting from the Government Finance Officers' Association. The City of Westlake is also now one of the first cities in Ohio to report using the GASB 34 requirements. Our commitment to our residents has always been one of full disclosure of the financial position of the City. Annually we publish and make available to our residents by mail a complete and total report of our revenues and expenditures, through the City's Popular Annual Financial Report. We also offer information regarding our City through our City's newsletter, mailed to each resident, as well as posting the City's budget and Comprehensive Annual Financial Report on the City's web site.

On behalf of the City of Westlake we personally thank our State Auditor, Mr. Jim Petro and his staff for their involvement and support in putting together the GASB 34 statements. Mr. Petro and his staff certainly exemplify the fact that they seek the State of Ohio to be one of the more respected financial reporting governments and have committed themselves toward leading the way and providing the necessary guidance to enable all communities the opportunity to reach a level of excellence.

Contacting the City's Finance Department

This financial report is designed to provide our citizens, tax payers, creditors and investors with a general overview of the City's finances and show the City's accountability for all money it receives, spends, or invests. If you have any questions about this report or need financial information contact Director of Finance Anne A. Fritz, City of Westlake, 27216 Hilliard Blvd., Westlake, Ohio 44145, telephone 440-871-3300, or web site at www.cityofwestlake.org.

City of Westlake, Ohio*Statement of Net Assets**December 31, 2001*

	Governmental Activities	Business - Type Activities	Total
Assets			
Equity in Pooled Cash and Cash Equivalents	\$68,478,052	\$11,396,008	\$79,874,060
Cash and Cash Equivalents with Fiscal Agents	101,088	0	101,088
Materials and Supplies Inventory	257,084	8,668	265,752
Accrued Interest Receivable	421,833	139,241	561,074
Accounts Receivable	82,917	481,908	564,825
Internal Balances	300,000	(300,000)	0
Intergovernmental Receivable	1,895,179	0	1,895,179
Prepaid Items	115,112	0	115,112
Income Taxes Receivable	4,141,937	0	4,141,937
Property Taxes Receivable	11,251,035	0	11,251,035
Special Assessments Receivable	2,208,000	0	2,208,000
Investment in Joint Venture	0	11,262,247	11,262,247
Nondepreciable Capital Assets	9,664,754	2,144,494	11,809,248
Depreciable Capital Assets, Net	99,073,847	30,095,824	129,169,671
<i>Total Assets</i>	<u>197,990,838</u>	<u>55,228,390</u>	<u>253,219,228</u>
Liabilities			
Accounts Payable	692,522	59,796	752,318
Accrued Wages and Benefits	278,948	7,522	286,470
Intergovernmental Payable	619,895	15,358	635,253
Deferred Revenue	11,052,909	0	11,052,909
Retainage Payable	219,848	57,051	276,899
Matured Bonds and Interest Payable	101,088	0	101,088
Accrued Interest Payable	114,204	0	114,204
Notes Payable	4,025,000	0	4,025,000
Claims Payable	228,050	0	228,050
Long-Term Liabilities:			
Due Within One Year	3,171,671	0	3,171,671
Due In More Than One Year	32,888,866	0	32,888,866
<i>Total Liabilities</i>	<u>53,393,001</u>	<u>139,727</u>	<u>53,532,728</u>
Net Assets			
Invested in Capital Assets, Net of Related Debt	76,571,036	32,240,318	108,811,354
Restricted for:			
Capital Projects	27,653,425	0	27,653,425
Debt Service	4,016,987	0	4,016,987
Other Purposes	6,024,353	0	6,024,353
Unrestricted	30,332,036	22,848,345	53,180,381
<i>Total Net Assets</i>	<u>\$144,597,837</u>	<u>\$55,088,663</u>	<u>\$199,686,500</u>

See accompanying notes to the basic financial statements

City of Westlake, Ohio
Statement of Activities
For the Year Ended December 31, 2001

	Program Revenues			
	Expenses	Charges for Services	Operating Grants and Contributions	Capital Grants and Contributions
Governmental Activities				
General Government	\$2,347,136	\$328,544	\$375	\$0
Security of Persons and Property	7,456,998	315,400	7,707	0
Public Health Services	541,770	102,326		0
Transportation	8,655,363	0	1,170,825	340,720
Community Environment	1,141,786	413,710	73,257	3,703,000
Basic Utility Services	2,353,918	420,401	0	0
Leisure Time Activities	3,370,020	1,808,310	0	246,895
Interest and Fiscal Charges	1,784,341	0	0	0
<i>Total Governmental Activities</i>	<u>27,651,332</u>	<u>3,388,691</u>	<u>1,252,164</u>	<u>4,290,615</u>
Business-Type Activities				
Sewer	2,606,026	1,718,173	0	0
Golf	427,768	477,505	0	0
<i>Total Business-Type Activities</i>	<u>3,033,794</u>	<u>2,195,678</u>	<u>0</u>	<u>0</u>
<i>Totals</i>	<u>\$30,685,126</u>	<u>\$5,584,369</u>	<u>\$1,252,164</u>	<u>\$4,290,615</u>

General Revenues

Property and Other Local Taxes Levied for:

General Purposes

Other Purposes

Debt Service

Municipal Income Taxes Levied for:

General Purposes

Other Purposes

Debt Service

Capital Outlay

Grants and Entitlements not Restricted
to Specific Programs

Investment Earnings

Miscellaneous

Total General Revenues

Transfers

Total General Revenues and Transfers

Change in Net Assets

Net Assets Beginning of Year

- (See Note 3)

Net Assets End of Year

See accompanying notes to the basic financial statements

Net (Expense) Revenue and
Changes in Net Assets

Governmental Activities	Business-Type Activities	Total
(\$2,018,217)	\$0	(\$2,018,217)
(7,133,891)	0	(7,133,891)
(439,444)	0	(439,444)
(7,143,818)	0	(7,143,818)
3,048,181	0	3,048,181
(1,933,517)	0	(1,933,517)
(1,314,815)	0	(1,314,815)
(1,784,341)	0	(1,784,341)
<u>(18,719,862)</u>	<u>0</u>	<u>(18,719,862)</u>
0	(887,853)	(887,853)
0	49,737	49,737
<u>0</u>	<u>(838,116)</u>	<u>(838,116)</u>
<u>(\$18,719,862)</u>	<u>(\$838,116)</u>	<u>(\$19,557,978)</u>
7,779,723	0	7,779,723
1,465,913	0	1,465,913
1,270,462	0	1,270,462
10,021,195	0	10,021,195
254,744	0	254,744
2,623,865	0	2,623,865
2,110,910	0	2,110,910
3,378,432	0	3,378,432
3,216,845	518,911	3,735,756
561,441	175	561,616
<u>32,683,530</u>	<u>519,086</u>	<u>33,202,616</u>
<u>187,834</u>	<u>(187,834)</u>	<u>0</u>
32,871,364	331,252	33,202,616
14,151,502	(506,864)	13,644,638
<u>130,446,335</u>	<u>55,595,527</u>	<u>186,041,862</u>
<u>\$144,597,837</u>	<u>\$55,088,663</u>	<u>\$199,686,500</u>

City of Westlake, Ohio

Balance Sheet

Governmental Funds

December 31, 2001

	<u>General</u>	<u>Recreation</u>	<u>Sanitary Sewer Improvement</u>	<u>Issue II Improvements</u>	<u>Traffic Signalization</u>
Assets					
Equity in Pooled Cash and Cash Equivalents	\$18,615,026	\$575,958	\$2,817,171	\$13,142,917	\$2,957,209
Cash and Cash Equivalents with Fiscal Agents	0	0	0	0	0
Receivables:					
Taxes	10,931,485	69,169	0	591,637	0
Accounts	80,137	2,284	0	0	0
Intergovernmental	1,247,375	0	0	0	0
Special Assessments	0	0	0	0	0
Accrued Interest	159,277	8,630	0	119,807	0
Interfund Receivable	375,000	0	0	0	0
Materials and Supplies Inventory	256,474	610	0	0	0
Prepaid Items	115,112	0	0	0	0
Advances to Other Funds	7,193,000	0	0	0	0
<i>Total Assets</i>	<u>\$38,972,886</u>	<u>\$656,651</u>	<u>\$2,817,171</u>	<u>\$13,854,361</u>	<u>\$2,957,209</u>
Liabilities and Fund Balances					
Liabilities					
Accounts Payable	\$232,439	\$21,547	\$0	\$1,968	\$0
Accrued Wages and Benefits	228,927	22,003	0	0	0
Retainage Payable	219,848	0	0	0	0
Intergovernmental Payable	565,725	36,332	0	0	0
Deferred Revenue	9,902,634	21,469	0	190,900	0
Advances From Other Funds	0	0	3,038,000	0	3,000,000
Interfund Payable	0	0	0	0	0
Matured Bonds and Interest Payable	0	0	0	0	0
Accrued Interest Payable	0	0	0	0	0
Notes Payable	0	0	0	0	0
<i>Total Liabilities</i>	<u>11,149,573</u>	<u>101,351</u>	<u>3,038,000</u>	<u>192,868</u>	<u>3,000,000</u>
Fund Balances					
Reserved for Encumbrances	1,387,057	42,974	77,800	1,076,763	306,303
Reserved for Inventory	256,474	610	0	0	0
Reserved for Advances	7,193,000	0	0	0	0
Undesignated (Deficit), Reported in:					
General Fund	18,986,782	0	0	0	0
Special Revenue Funds	0	511,716	0	0	0
Debt Service Funds	0	0	0	0	0
Capital Projects Funds	0	0	(298,629)	12,584,730	(349,094)
<i>Total Fund Balances (Deficit)</i>	<u>27,823,313</u>	<u>555,300</u>	<u>(220,829)</u>	<u>13,661,493</u>	<u>(42,791)</u>
<i>Total Liabilities and Fund Balances</i>	<u>\$38,972,886</u>	<u>\$656,651</u>	<u>\$2,817,171</u>	<u>\$13,854,361</u>	<u>\$2,957,209</u>

See accompanying notes to the basic financial statements

City of Westlake, Ohio
*Reconciliation of Total Governmental Fund Balances to
 Net Assets of Governmental Activities
 December 31, 2001*

City Hall Construction	Other Governmental Funds	Total Governmental Funds
\$11,366,264	\$16,443,384	\$65,917,929
0	101,088	101,088
0	3,800,681	15,392,972
0	375	82,796
0	647,804	1,895,179
0	2,208,000	2,208,000
35,820	71,554	395,088
0	0	375,000
0	0	257,084
0	0	115,112
0	0	7,193,000
<u>\$11,402,084</u>	<u>\$23,272,886</u>	<u>\$93,933,248</u>
\$389,837	\$46,731	\$692,522
174	27,844	278,948
0	0	219,848
62	17,776	619,895
0	5,985,530	16,100,533
0	1,155,000	7,193,000
0	75,000	75,000
0	101,088	101,088
5,979	897	6,876
<u>3,500,000</u>	<u>525,000</u>	<u>4,025,000</u>
<u>3,896,052</u>	<u>7,934,866</u>	<u>29,312,710</u>
5,876,195	556,577	9,323,669
0	0	257,084
0	0	7,193,000
0	0	18,986,782
0	7,105,201	7,616,917
0	1,435,707	1,435,707
<u>1,629,837</u>	<u>6,240,535</u>	<u>19,807,379</u>
<u>7,506,032</u>	<u>15,338,020</u>	<u>64,620,538</u>
<u>\$11,402,084</u>	<u>\$23,272,886</u>	<u>\$93,933,248</u>

Total Governmental Fund Balances	\$64,620,538
<i>Amounts reported for governmental activities in the statement of net assets are different because</i>	
Capital assets used in governmental activities are not financial resources and therefore are not reported in the funds	108,738,601
Other long-term assets are not available to pay for current-period expenditures and therefore are not deferred in the funds:	
Property and Other Taxes	132,257
Income Tax	1,471,156
Intergovernmental	1,236,211
Special Assessments	<u>2,208,000</u>
Total	5,047,624
An internal service fund is used by management to charge the costs of insurance to individual funds. The assets and liabilities of the internal service fund are included in governmental activities in the statement of net assets.	2,358,939
In the statement of activities, interest is accrued on outstanding bonds, whereas in governmental funds, an interest expenditure is reported when due.	(107,328)
Long-term liabilities, including bonds payable and accrued interest payable, are not due and payable in the current period and therefore are not reported in the funds:	
General Obligation Bonds	(29,714,174)
Special Assessment Bonds	(2,208,000)
OPWC Loan	(245,391)
Landfill Postclosure Costs	(585,905)
Compensated Absences Payable	<u>(3,307,067)</u>
Total	<u>(36,060,537)</u>
<i>Net Assets of Governmental Activities</i>	<u>\$144,597,837</u>

City of Westlake, Ohio
Statement of Revenues, Expenditures and Changes in Fund Balances
Governmental Funds
For the Year Ended December 31, 2001

	General	Recreation	Sanitary Sewer Improvement	Bradley Sewer	Issue II Improvements	Traffic Signalization
Revenues						
Property and Other Local Taxes	\$7,800,679	\$0	\$0	\$0	\$0	\$0
Municipal Income Taxes	10,419,936	267,600	0	0	2,050,616	0
Charges for Services	159,178	1,467,414	0	0	0	0
Licenses and Permits	658,830	6,195	0	0	0	0
Fines and Forfeitures	233,786	0	0	0	0	0
Intergovernmental	3,424,276	0	393,792	2,521,513	340,720	390,246
Special Assessments	0	0	0	0	0	0
Interest	1,662,857	22,674	233	816	680,133	0
Rentals	44,820	44,472	0	0	0	0
Donations	0	0	0	0	0	0
Miscellaneous	501,829	6,987	0	0	1,623	0
<i>Total Revenues</i>	<u>24,906,191</u>	<u>1,815,342</u>	<u>394,025</u>	<u>2,522,329</u>	<u>3,073,092</u>	<u>390,246</u>
Expenditures						
Current:						
General Government	8,349,408	0	0	0	0	0
Security of Persons and Property	7,549,584	0	0	0	0	0
Public Health Services	377,379	0	0	0	0	0
Transportation	1,375,527	0	0	0	0	0
Community Environment	1,014,516	0	0	0	0	0
Basic Utility Services	1,673,545	0	0	0	0	0
Leisure Time Activities	489,555	1,841,660	0	0	0	0
Capital Outlay	219,848	0	19,554	21,859	1,201,277	276,339
Landfill Postclosure Costs	34,465	0	0	0	0	0
Debt Service:						
Principal Retirement	0	0	0	0	0	0
Interest and Fiscal Charges	0	0	3,138	11,885	0	0
<i>Total Expenditures</i>	<u>21,083,827</u>	<u>1,841,660</u>	<u>22,692</u>	<u>33,744</u>	<u>1,201,277</u>	<u>276,339</u>
<i>Excess of Revenues Over (Under) Expenditures</i>	<u>3,822,364</u>	<u>(26,318)</u>	<u>371,333</u>	<u>2,488,585</u>	<u>1,871,815</u>	<u>113,907</u>
Other Financing Sources (Uses)						
Special Assessment Bonds Issued	0	0	101,000	354,000	0	0
Transfers In	0	0	0	0	0	0
Transfers Out	(6,800,000)	0	0	0	0	0
<i>Total Other Financing Sources (Uses)</i>	<u>(6,800,000)</u>	<u>0</u>	<u>101,000</u>	<u>354,000</u>	<u>0</u>	<u>0</u>
<i>Net Change in Fund Balances</i>	(2,977,636)	(26,318)	472,333	2,842,585	1,871,815	113,907
<i>Fund Balances (Deficit) Beginning of Year - Restated (See Note 3)</i>	30,798,808	581,195	(693,162)	(2,842,585)	11,789,678	(156,698)
Increase in Reserve for Inventory	2,141	423	0	0	0	0
<i>Fund Balances (Deficit) End of Year</i>	<u>\$27,823,313</u>	<u>\$555,300</u>	<u>(\$220,829)</u>	<u>\$0</u>	<u>\$13,661,493</u>	<u>(\$42,791)</u>

See accompanying notes to the basic financial statements

City of Westlake, Ohio

*Reconciliation of the Statement of Revenues, Expenditures and Changes
in Fund Balances of Governmental Funds to the Statement of Activities
For the Year Ended December 31, 2001*

City Hall Construction	Other Governmental Funds	Total Governmental Funds		
			Net Change in Fund Balances - Total Governmental Funds	\$9,300,529
			<i>Amounts reported for governmental activities in the statement of activities are different because</i>	
\$0	\$2,744,197	\$10,544,876	Governmental funds report capital outlays as expenditures.	
0	2,877,197	15,615,349	However, in the statement of activities, the cost of those assets is allocated over their estimated useful lives as depreciation expense. This is the amount by which capital outlays exceeded depreciation in the current period.	
0	328,266	1,954,858	Fixed Asset Additions	10,564,700
0	415,607	1,080,632	Current Year Depreciation	<u>(5,745,707)</u>
0	30,123	263,909	Total	4,818,993
0	1,797,056	8,867,603	Governmental funds only report the disposal of fixed assets to the extent proceeds are received from the sale. In the statement of activities, a gain or loss is reported for each disposal.	(37,438)
0	325,453	325,453	Revenues in the statement of activities that do not provide current financial resources are not reported as revenues	
220,061	630,071	3,216,845	Delinquent Property Taxes	(28,776)
0	0	89,292	Municipal Income Taxes	(604,635)
0	73,632	73,632	Special Assessments	439,547
0	51,002	561,441	Intergovernmental	<u>(785,024)</u>
220,061	9,272,604	42,593,890	Total	(978,888)
			Repayment of bond principal is an expenditure in the governmental funds, but the repayment reduces long-term liabilities in the statement of net assets.	2,814,453
0	4,287	8,353,695	In the statement of activities, interest is accrued on outstanding bonds, whereas in governmental funds, an interest expenditure is reported when due.	9,872
0	1,779,045	9,328,629	Other financing sources in the governmental funds that increase long-term liabilities in the statement of net assets are not reported as revenues in the statement of activities.	(765,000)
0	175,015	552,394	Some expenses reported in the statement of activities, such as compensated absences do not require the use of current financial resources and therefore are not reported as expenditures.	
0	955,745	2,331,272	Compensated Absences	(1,139,216)
0	39,824	1,054,340	Landfill	34,465
0	40,477	1,714,022	Change in Inventory	<u>2,564</u>
0	211,059	2,542,274	Total	(1,102,187)
1,424,340	563,221	3,726,438	The internal service fund used by management to charge the the costs of insurance to individual funds is not reported in entity-wide statement of activities. Governmental expenditures and related internal service fund revenues are eliminated. The net revenue (expense) of the internal service fund is allocated among the governmental activities.	\$91,168
0	0	34,465	<i>Change in Net Assets of Governmental Activities</i>	<u>\$14,151,502</u>
0	2,814,453	2,814,453		
5,979	1,773,211	1,794,213		
1,430,319	8,356,337	34,246,195		
(1,210,258)	916,267	8,347,695		
0	310,000	765,000		
3,000,000	3,987,834	6,987,834		
0	0	(6,800,000)		
3,000,000	4,297,834	952,834		
1,789,742	5,214,101	9,300,529		
5,716,290	10,123,919	55,317,445		
0	0	2,564		
<u>\$7,506,032</u>	<u>\$15,338,020</u>	<u>\$64,620,538</u>		

City of Westlake, Ohio
Statement of Revenues, Expenditures and Changes
in Fund Balance - Budget (Non-GAAP Basis) and Actual
General Fund
For the Year Ended December 31, 2001

	<u>Budgeted Amounts</u>			Variance with Final Budget Positive (Negative)
	<u>Original</u>	<u>Budget</u>	<u>Actual</u>	
Revenues				
Property and Other Local Taxes	\$7,163,520	\$7,921,437	\$7,804,943	(\$116,494)
Municipal Income Taxes	9,895,880	9,390,000	9,834,762	444,762
Charges for Services	104,901	116,000	160,546	44,546
Licenses, Permits and Fees	683,667	756,000	723,415	(32,585)
Fines and Forfeitures	207,089	229,000	250,772	21,772
Intergovernmental	3,838,135	2,691,330	3,451,505	760,175
Interest	1,718,209	1,900,000	2,765,683	865,683
Rentals	27,130	30,000	44,820	14,820
Miscellaneous	86,824	96,010	497,167	401,157
<i>Total Revenues</i>	<u>23,725,355</u>	<u>23,129,777</u>	<u>25,533,613</u>	<u>2,403,836</u>
Expenditures				
Current:				
General Government	12,105,380	12,390,989	9,855,408	2,535,581
Security of Persons and Property	7,870,937	7,873,937	7,290,600	583,337
Public Health Services	427,574	427,574	381,665	45,909
Transportation	1,576,868	1,587,768	1,432,446	155,322
Community Environment	1,194,187	1,194,187	1,029,185	165,002
Basic Utility Services	2,022,891	2,046,491	1,792,786	253,705
Leisure Time Activities	627,374	632,373	525,547	106,826
<i>Total Expenditures</i>	<u>25,825,211</u>	<u>26,153,319</u>	<u>22,307,637</u>	<u>3,845,682</u>
<i>Excess of Revenues Over (Under) Expenditures</i>	<u>(2,099,856)</u>	<u>(3,023,542)</u>	<u>3,225,976</u>	<u>6,249,518</u>
Other Financing Sources (Uses)				
Advances - In	4,354,305	4,815,000	4,815,000	0
Advances - Out	(375,000)	(375,000)	(375,000)	0
Transfers - Out	(3,500,000)	(6,800,000)	(6,800,000)	0
<i>Total Other Sources (Uses)</i>	<u>479,305</u>	<u>(2,360,000)</u>	<u>(2,360,000)</u>	<u>0</u>
<i>Net Change in Fund Balance</i>	(1,620,551)	(5,383,542)	865,976	6,249,518
<i>Fund Balance Beginning of Year</i>	15,471,407	15,471,407	15,471,407	0
Prior Year Encumbrances Appropriated	740,419	740,419	740,419	0
<i>Fund Balance End of Year</i>	<u>\$14,591,275</u>	<u>\$10,828,284</u>	<u>\$17,077,802</u>	<u>\$6,249,518</u>

See accompanying notes to the basic financial statements

City of Westlake, Ohio
Statement of Revenues, Expenditures and Changes
in Fund Balance - Budget (Non-GAAP Basis) and Actual
Recreation Fund
For the Year Ended December 31, 2001

	<u>Budgeted Amounts</u>			Variance with Final Budget Positive (Negative)
	<u>Original</u>	<u>Budget</u>	<u>Actual</u>	
Revenues				
Municipal Income Taxes	\$250,000	\$250,000	\$250,000	\$0
Charges for Services	1,685,000	1,685,000	1,466,201	(218,799)
Licenses, Permits and Fees	5,000	5,000	6,195	1,195
Interest	14,500	14,500	26,458	11,958
Rentals	37,500	37,500	44,472	6,972
Miscellaneous	8,000	8,000	6,126	(1,874)
<i>Total Revenues</i>	2,000,000	2,000,000	1,799,452	(200,548)
Expenditures				
Current:				
Leisure Time Activities	2,043,134	2,175,935	1,891,903	284,032
<i>Net Change in Fund Balance</i>	(43,134)	(175,935)	(92,451)	83,484
<i>Fund Balance Beginning of Year</i>	557,496	557,496	557,496	0
Prior Year Encumbrances Appropriated	57,484	57,484	57,484	0
<i>Fund Balance End of Year</i>	<u>\$571,846</u>	<u>\$439,045</u>	<u>\$522,529</u>	<u>\$83,484</u>

See accompanying notes to the basic financial statements

City of Westlake, Ohio

Statement of Net Assets

Proprietary Funds

December 31, 2001

	Business Type Activities		Total	Governmental
	Sewer	Golf		Activities - Internal Service Fund
Assets				
<i>Current Assets</i>				
Equity in Pooled Cash and				
Cash Equivalents	\$11,002,166	\$393,842	\$11,396,008	\$2,560,123
Accounts Receivable	481,908	0	481,908	121
Accrued Interest	139,241	0	139,241	26,745
Materials and Supplies Inventory	0	8,668	8,668	0
<i>Total Current Assets</i>	<u>11,623,315</u>	<u>402,510</u>	<u>12,025,825</u>	<u>2,586,989</u>
<i>Noncurrent Assets</i>				
Investment in Joint Venture	11,262,247	0	11,262,247	0
Capital Assets, Net	<u>30,003,891</u>	<u>2,236,427</u>	<u>32,240,318</u>	<u>0</u>
Total Noncurrent Assets	<u>41,266,138</u>	<u>2,236,427</u>	<u>43,502,565</u>	<u>0</u>
<i>Total Assets</i>	<u>52,889,453</u>	<u>2,638,937</u>	<u>55,528,390</u>	<u>2,586,989</u>
Liabilities				
<i>Current Liabilities</i>				
Accounts Payable	21,386	38,410	59,796	0
Claims Payable	0	0	0	228,050
Accrued Wages and Benefits	3,654	3,868	7,522	0
Intergovernmental Payable	7,251	8,107	15,358	0
Interfund Payable	0	300,000	300,000	0
Retainage Payable	<u>34,439</u>	<u>22,612</u>	<u>57,051</u>	<u>0</u>
<i>Total Liabilities</i>	<u>66,730</u>	<u>372,997</u>	<u>439,727</u>	<u>228,050</u>
Net Assets				
Invested in Capital Assets	30,003,891	2,236,427	32,240,318	0
Unrestricted	<u>22,818,832</u>	<u>29,513</u>	<u>22,848,345</u>	<u>2,358,939</u>
<i>Total Net Assets</i>	<u>\$52,822,723</u>	<u>\$2,265,940</u>	<u>\$55,088,663</u>	<u>\$2,358,939</u>

See accompanying notes to the basic financial statements

City of Westlake, Ohio
*Statement of Revenues, Expenses
and Changes in Fund Net Assets
Proprietary Funds
For the Year Ended December 31, 2001*

	Business Type Activities		Total	Governmental Activities - Internal Service Fund
	Sewer	Golf		Self Insurance
Operating Revenues				
Charges for Services	\$1,718,173	\$477,506	\$2,195,679	\$1,205,081
Other	175	0	175	68,190
<i>Total Operating Revenues</i>	<u>1,718,348</u>	<u>477,506</u>	<u>2,195,854</u>	<u>1,273,271</u>
Operating Expenses				
Personal Services	131,826	201,384	333,210	0
Fringe Benefits	70,480	53,826	124,306	0
Materials and Supplies	9,326	0	9,326	0
Contractual Services	564,839	123,228	688,067	50,546
Depreciation	910,065	34,900	944,965	0
Other	17,788	14,431	32,219	0
Claims	0	0	0	1,277,780
<i>Total Operating Expenses</i>	<u>1,704,324</u>	<u>427,769</u>	<u>2,132,093</u>	<u>1,328,326</u>
<i>Operating Income(Loss)</i>	<u>14,024</u>	<u>49,737</u>	<u>63,761</u>	<u>(55,055)</u>
Non Operating Revenue (Expenses)				
Interest	518,911	0	518,911	146,223
Equity in Loss of Joint Venture	(901,702)	0	(901,702)	0
<i>Total Non Operating Revenues (Expenses)</i>	<u>(382,791)</u>	<u>0</u>	<u>(382,791)</u>	<u>146,223</u>
<i>Income (Loss) Before Transfers</i>	<u>(368,767)</u>	<u>49,737</u>	<u>(319,030)</u>	<u>91,168</u>
Transfers Out	(187,834)	0	(187,834)	0
<i>Change in Net Assets</i>	<u>(556,601)</u>	<u>49,737</u>	<u>(506,864)</u>	<u>91,168</u>
<i>Net Assets Beginning of Year</i>	<u>53,379,324</u>	<u>2,216,203</u>	<u>55,595,527</u>	<u>2,267,771</u>
<i>Net Assets End of Year</i>	<u>\$52,822,723</u>	<u>\$2,265,940</u>	<u>\$55,088,663</u>	<u>\$2,358,939</u>

See accompanying notes to the basic financial statements

City of Westlake, Ohio
Statement of Cash Flows
Proprietary Fund
For the Year Ended December 31, 2001

	Business Type Activities			Governmental Activities- Internal Service Fund
	Sewer	Golf	Total	
<i>Increase (Decrease) In Cash and Cash Equivalents</i>				
Cash Flows from Operating Activities				
Cash Received from Customers	\$1,559,573	\$477,505	\$2,037,078	\$1,205,465
Cash Received from Other Operating Sources	175	0	175	68,190
Cash Received from Tap-In Fees	134,598	0	134,598	0
Cash Payments to Suppliers for Goods and Services	(518,773)	(66,915)	(585,688)	(172,792)
Cash Payments for Claims	0	0	0	(1,240,408)
Cash Payments for Employee Services and Benefits	(264,020)	(275,117)	(539,137)	0
Cash Payments for Other Operating Expenses	(17,788)	(14,431)	(32,219)	0
<i>Net Cash Provided by (Used for) Operating Activities</i>	<u>893,765</u>	<u>121,042</u>	<u>1,014,807</u>	<u>(139,545)</u>
Cash Flows from Noncapital Financing Activities:				
Advance In	0	300,000	300,000	0
Transfer Out	(187,834)	0	(187,834)	0
<i>Net Cash Provided by (Used for) Noncapital Financing Activities</i>	<u>(187,834)</u>	<u>300,000</u>	<u>112,166</u>	<u>0</u>
Cash Flows from Capital and Related Financing Activities				
Acquisition of Capital Assets	(786,646)	(354,408)	(1,141,054)	0
Cash Flows from Investing Activities				
Interest	523,969	0	523,969	121,717
Capital Contributions to Joint Venture	(154,889)	0	(154,889)	0
<i>Net Cash Provided by Investing Activities</i>	<u>369,080</u>	<u>0</u>	<u>369,080</u>	<u>121,717</u>
<i>Net Increase (Decrease) In Cash and Cash Equivalents</i>	288,365	66,634	354,999	(17,828)
<i>Cash and Cash Equivalents Beginning of Year</i>	<u>10,713,801</u>	<u>327,208</u>	<u>11,041,009</u>	<u>2,577,951</u>
<i>Cash and Cash Equivalents End of Year</i>	<u>\$11,002,166</u>	<u>\$393,842</u>	<u>\$11,396,008</u>	<u>\$2,560,123</u>
Reconciliation of Operating Income (Loss) to Net Cash Provided by (Used for) Operating Activities				
<i>Operating Income (Loss)</i>	\$14,024	\$49,737	\$63,761	(\$55,055)
Adjustments:				
Depreciation	910,065	34,900	944,965	0
(Increase) Decrease in Accounts Receivable	(24,002)	0	(24,002)	384
Increase/ (Decrease) in Liabilities:				
Accounts Payable	20,953	33,701	54,654	(122,246)
Accrued Wages	1,260	778	2,038	0
Compensated Absences	(67,101)	(24,914)	(92,015)	0
Retainage Payable	34,439	22,612	57,051	0
Intergovernmental Payable	4,127	4,228	8,355	0
Claims Payable	0	0	0	37,372
<i>Net Cash Provided by (Used for) Operating Activities</i>	<u>\$893,765</u>	<u>\$121,042</u>	<u>\$1,014,807</u>	<u>(\$139,545)</u>

See accompanying notes to the basic financial statements

City of Westlake, Ohio
Statement of Fiduciary Net Assets
Fiduciary Funds
December 31, 2001

	Private Purpose Trust	
	Unclaimed Monies	Agency
Assets		
Equity in Pooled Cash and Cash Equivalents	\$292,265	\$1,798,751
Liabilities		
Undistributed Monies	0	\$120,029
Deposits Held and Due to Others	0	1,678,722
<i>Total Liabilities</i>	0	\$1,798,751
Net Assets		
Held in Trust for Potential Claimants	\$292,265	

See accompanying notes to the basic financial statements

City of Westlake, Ohio
Statement of Changes in Fiduciary Net Assets
Fiduciary Funds
For the Year Ended December 31, 2001

	Private Purpose Trust Unclaimed Monies
Additions	
Miscellaneous	\$50,512
Deductions	
	7,611
<i>Change in Net Assets</i>	42,901
<i>Net Assets Beginning of Year</i>	249,364
<i>Net Assets End of Year</i>	\$292,265

See accompanying notes to the basic financial statements

City of Westlake, Ohio
Notes to the Basic Financial Statements
For the Year Ended December 31, 2001

Note 1 - Reporting Entity

The City of Westlake is a home rule municipal corporation established under the laws of the State of Ohio which operates under its own Charter. The current Charter, which provides for a Council/Mayor form of government, was adopted in 1956.

A reporting entity is comprised of the primary government, component units, and other organizations that are included to ensure that the financial statements are not misleading. This definition of reporting entity is found in GASB Statement No. 14, "The Financial Reporting Entity".

The City of Westlake's primary government consists of all funds and departments which are not legally separate from the City. They include a police force, a fire fighting force, a street maintenance and sanitation force, planning and zoning departments, a parks and recreation system, a sewer system, one golf course, and a staff to provide essential support to these service providers.

Component units are legally separate organizations for which the City is financially accountable. The City is financially accountable for an organization if the City appoints a voting majority of the organization's governing board and (1) the City is able to significantly influence the programs or services performed or provided by the organization; or (2) the City is legally entitled to or can otherwise access the organization's resources; the City is legally obligated or has otherwise assumed the responsibility to finance the deficits of, or provide financial support to, the organization; or the City is obligated for the debt of the organization. Component units may also include organizations which are fiscally dependent on the City in that the City approves the budget, the issuance of debt, or the levying of taxes. The reporting entity of the City does not include any component units.

The Rocky River Waste Water Treatment Plant is a joint venture, owned and operated by the cities of Westlake, Rocky River, Bay Village, and Fairview Park. The mayors of each City serve during their terms in office as members of the Management Board of the Rocky River Waste Water Treatment Plant. Each City is responsible for a percentage of the operating expenses of the plant based on volume of flow into the plant (See Note 9).

The City is associated with four jointly governed organizations, the Westshore Regional Council of Governments, Tri-City Park, Safe Air For Environment (S.A.F.E), and Westshore Area of Rescue. These organizations are presented in Note 21 to the basic financial statements.

The City is also associated with the Westlake Community Improvement Corporation (WCIC). The WCIC is a not-for-profit corporation which was founded in 1976. The seven-member board, which consists of three elected officials of the City and four members appointed by the trustees promotes industrial, commercial, distribution and research activities within the City. The WCIC has been excluded from the reporting entity.

Note 2 - Summary of Significant Accounting Policies

The financial statements of the City of Westlake have been prepared in conformity with generally accepted accounting principles (GAAP) as applied to governmental units. The Governmental Accounting Standards Board (GASB) is the accepted standard-setting body for establishing governmental accounting and financial reporting principles. The City also applies Financial Accounting Standards Board (FASB) statements and interpretations issued on or before November 30, 1989, to its governmental and business-type activities and to its proprietary funds provided they do not conflict with or contradict GASB pronouncements. The more significant of the City's accounting policies are described below.

City of Westlake, Ohio
Notes to the Basic Financial Statements
For the Year Ended December 31, 2001

A. Basis of Presentation

The City's basic financial statements consist of government-wide statements, including a statement of net assets and a statement of activities, and fund financial statements, which provide a more detailed level of financial information.

Government-wide Financial Statements The statement of net assets and the statement of activities display information about the City as a whole. These statements include the financial activities of the primary government, except for fiduciary funds. The activity of the internal service fund is eliminated to avoid "doubling up" revenues and expenses. The statements distinguish between those activities of the City that are governmental and those that are considered business-type.

The statement of net assets presents the financial condition of the governmental and business-type activities of the City at year-end. The statement of activities presents a comparison between direct expenses and program revenues for each program or function of the City's governmental activities and for the business-type activities of the City. Direct expenses are those that are specifically associated with a service, program or department and therefore clearly identifiable to a particular function. Program revenues include charges paid by the recipient of the goods or services offered by the program, grants and contributions that are restricted to meeting the operational or capital requirements of a particular program and interest earned on grants that is required to be used to support a particular program. Revenues which are not classified as program revenues are presented as general revenues of the City, with certain limited exceptions. The comparison of direct expenses with program revenues identifies the extent to which each governmental program or business activity is self-financing or draws from the general revenues of the City.

Fund Financial Statements During the year, the City segregates transactions related to certain City functions or activities in separate funds in order to aid financial management and to demonstrate legal compliance. Fund financial statements are designed to present financial information of the City at this more detailed level. The focus of governmental and enterprise fund financial statements is on major funds. Each major fund is presented in a separate column. Nonmajor funds are aggregated and presented in a single column. The internal service fund is presented in a single column on the face of the proprietary fund statements. Fiduciary funds are reported by type.

B. Fund Accounting

The City uses funds to maintain its financial records during the year. A fund is defined as a fiscal and accounting entity with a self balancing set of accounts. There are three categories of funds: governmental, proprietary and fiduciary.

Governmental Funds Governmental funds are those through which most governmental functions are financed. Governmental fund reporting focuses on the sources, uses and balances of current financial resources. Expendable assets are assigned to the various governmental funds according to the purposes for which they may or must be used. Current liabilities are assigned to the fund from which they will be paid. The difference between governmental fund assets and liabilities is reported as fund balance. The following are the City's major governmental funds:

General Fund The general fund accounts for all financial resources except those required to be accounted for in another fund. The general fund balance is available to the City for any purpose provided it is expended or transferred according to the charter of the City of Westlake and/or the general laws of Ohio.

City of Westlake, Ohio
Notes to the Basic Financial Statements
For the Year Ended December 31, 2001

Recreation Fund The recreation fund accounts for membership and program fees to be used for the operation and maintenance of the recreational center.

Sanitary Sewer Improvement Fund The sanitary sewer improvement fund accounts for State monies and interest revenues to be used for the cost of construction of new sewer lines within the City that will be donated to the sewer enterprise fund.

Bradley Sewer Fund The Bradley sewer fund accounts for State monies to be used for the costs of the new sewer lines on Bradley Road.

Issue II Improvements Fund The Issue II fund accounts for the costs of all capital projects funded by a 3/8 percent increase in the income tax.

Traffic Signalization Fund The traffic signalization fund accounts for grant monies received from the federal highway administration to be used for the costs to replace and upgrade traffic signals within the City.

City Hall Construction Fund The City Hall construction fund accounts for note proceeds to be used to construct a new City Hall.

The other governmental funds of the City account for grants and other resources whose use is restricted to a particular purpose.

Proprietary Funds Proprietary fund reporting focuses on the determination of operating income, changes in net assets, financial position and cash flows. Proprietary funds are classified as either enterprise or internal service.

Enterprise Funds Enterprise funds may be used to account for any activity for which a fee is charged to external users for goods or services. The following are the City's major enterprise funds:

Sewer Fund The sewer fund accounts for the provision of sanitary sewer service to the residents and commercial users located within the City.

Golf Fund - The golf fund accounts for the operations of the City owned golf course.

Internal Service Fund Internal service funds account for the financing of services provided by one department or agency to other departments or agencies of the City on a cost-reimbursement basis. The City's internal service fund reports on a self-insurance program for employee medical benefits.

Fiduciary Funds Fiduciary fund reporting focuses on net assets and changes in net assets. The fiduciary fund category is split into four classifications: pension trust funds, investment trust funds, private-purpose trust funds and agency funds. Trust funds are used to account for assets held by the City under a trust agreement for individuals, private organizations, or other governments and are therefore not available to support the City's own programs. The City's only trust fund is a private purpose trust fund established to account for unclaimed monies. Agency funds are custodial in nature (assets equal liabilities) and do not involve measurement of results of operations. The City's agency funds account for storm drainage collections and deposits held for contractors and developers.

City of Westlake, Ohio
Notes to the Basic Financial Statements
For the Year Ended December 31, 2001

C. Measurement Focus

Government-wide Financial Statements The government-wide financial statements are prepared using a flow of economic resources measurement focus. All assets and all liabilities associated with the operation of the City are included on the Statement of Net Assets.

Fund Financial Statements All governmental funds are accounted for using a flow of current financial resources measurement focus. With this measurement focus, only current assets and current liabilities generally are included on the balance sheet. The statement of revenues, expenditures and changes in fund balances reports on the sources (i.e., revenues and other financing sources) and uses (i.e., expenditures and other financing uses) of current financial resources. This approach differs from the manner in which the governmental activities of the government-wide financial statements are prepared. Governmental fund financial statements therefore include a reconciliation with brief explanations to better identify the relationship between the government-wide statements and the statements for governmental funds.

Like the government-wide statements, all proprietary funds are accounted for on a flow of economic resources measurement focus. All assets and all liabilities associated with the operation of these funds are included on the statement of fund net assets. The statement of revenues, expenses and changes in fund net assets presents increases (i.e., revenues) and decreases (i.e., expenses) in total net assets. The statement of cash flows provides information about how the City finances and meets the cash flow needs of its proprietary activities.

The private purpose trust fund is reported using a flow of economic resources measurement focus.

D. Basis of Accounting

Basis of accounting determines when transactions are recorded in the financial records and reported on the financial statements. Government-wide financial statements are prepared using the accrual basis of accounting; proprietary and fiduciary funds also use the accrual basis of accounting. Governmental funds use the modified accrual basis of accounting. Differences in the accrual and modified accrual basis of accounting arise in the recognition of revenue, the recording of deferred revenue and in the presentation of expenses versus expenditures.

Revenues - Exchange and Nonexchange Transactions Revenue resulting from exchange transactions, in which each party gives and receives essentially equal value, is recorded on the accrual basis when the exchange takes place. On a modified accrual basis, revenue is recorded in the year in which the resources are measurable and become available. Available means that the resources will be collected within the current year or are expected to be collected soon enough thereafter to be used to pay liabilities of the current year. For the City, available means expected to be received within sixty days of year-end.

Nonexchange transactions, in which the City receives value without directly giving equal value in return, include income taxes, property taxes, grants, entitlements and donations. On an accrual basis, revenue from income taxes is recognized in the period in which the income is earned. Revenue from property taxes is recognized in the year for which the taxes are levied (See Note 8). Revenue from grants, entitlements and donations is recognized in the year in which all eligibility requirements have been satisfied. Eligibility requirements include timing requirements, which specify the year when the resources are required to be used or the year when use is first permitted, matching requirements, in which the City must provide local resources to be used for a specified purpose, and expenditure requirements, in which the resources are provided to the City on a reimbursement basis. On the modified accrual basis, revenue from nonexchange transactions must also be available before it can be recognized.

City of Westlake, Ohio
Notes to the Basic Financial Statements
For the Year Ended December 31, 2001

Under the modified accrual basis, the following revenue sources are considered to be both measurable and available at year-end: income tax, state-levied locally shared taxes (including gasoline tax and motor vehicle license fees), fines and forfeitures, interest, grants and entitlements and rentals.

Deferred Revenue Deferred revenue arises when assets are recognized before revenue recognition criteria have been satisfied.

Property taxes for which there is an enforceable legal claim as of December 31, 2001, but which were levied to finance year 2002 operations, have been recorded as deferred revenue. Grants and entitlements received before the eligibility requirements are met are also recorded as deferred revenue.

On governmental fund financial statements, receivables that will not be collected within the available period have also been reported as deferred revenue.

Expenses/Expenditures On the accrual basis of accounting, expenses are recognized at the time they are incurred.

The measurement focus of governmental fund accounting is on decreases in net financial resources (expenditures) rather than expenses. Expenditures are generally recognized in the accounting period in which the related fund liability is incurred, if measurable. Allocations of cost, such as depreciation and amortization, are not recognized in governmental funds.

E. Pooled Cash And Cash Equivalents

To improve cash management, cash received by the City is pooled. Monies for all funds, including proprietary funds, are maintained in this pool. Individual fund integrity is maintained through the City's records. Each fund's interest in the pool is presented as "equity in pooled cash and cash equivalents".

Investments are reported at fair value which is based on quoted market prices, with the exception of nonparticipating certificates of deposit and repurchase agreements, which are reported at cost.

During 2001, investments were limited to repurchase agreements, certificates of deposit, Federal National Mortgage Association Notes, Federal National Credit Notes, U.S. Treasury Notes and the State Treasury Asset Reserve of Ohio (STAROhio).

STAROhio is an investment pool managed by the State Treasurer's Office which allows governments within the State to pool their funds for investment purposes. STAROhio is not registered with the SEC as an investment company, but does operate in a manner consistent with Rule 2a7 of the Investment Company Act of 1940. Investments in STAROhio are valued at STAROhio's share price which is the price the investment could be sold for on December 31, 2001.

Investment procedures are restricted by the provisions of the Ohio Revised Code. Interest revenue credited to the general fund during 2001 amounted to \$1,662,857 which includes \$904,713 assigned from other City funds.

Investments of the cash management pool and investments with original maturities of three months or less at the time they are purchased by the City are presented on the financial statements as cash equivalents.

Cash held for the City by KeyBank, for the payment of debt principal and interest as they come due, is included on the financial statements as "cash and cash equivalents with fiscal agent".

City of Westlake, Ohio
Notes to the Basic Financial Statements
For the Year Ended December 31, 2001

F. Materials And Supplies Inventory

On government-wide financial statements, inventories are presented at the lower of cost or market on a first-in, first-out basis and are expensed when used.

On fund financial statements, inventories of governmental funds are stated at cost while inventories of proprietary funds are stated at the lower of cost or market. For all funds, cost is determined on a first-in, first-out basis. The cost of inventory items is recorded as an expenditure in the governmental fund types when purchased. Inventories of the proprietary funds are expensed when used.

Inventory consists of expendable supplies held for consumption.

G. Prepaid Items

Payments made to vendors for services that will benefit periods beyond December 31, 2001 are recorded as prepaid items using the consumption method by recording a current asset for the prepaid amount and reflecting the expenditure/expense in the year in which services are consumed.

H. Capital Assets

General capital assets are capital assets which are associated with and generally arise from governmental activities. They generally result from expenditures in the governmental funds. General capital assets are reported in the governmental activities column of the government-wide statement of net assets but are not reported in the fund financial statements. Capital assets utilized by the proprietary funds are reported both in the business-type activities column of the government-wide statement of net assets and in the respective funds.

All capital assets are capitalized at cost (or estimated historical cost) and updated for additions and retirements during the year. Donated fixed assets are recorded at their fair market values as of the date received. The City maintains a capitalization threshold of two hundred dollars. The City's infrastructure consists of roads, water mains, storm sewers, culverts, traffic signals and bridges. Improvements are capitalized; the costs of normal maintenance and repairs that do not add to the value of the asset or materially extend an asset's life are not. Interest incurred during the construction of proprietary fund capital assets is also capitalized.

All capital assets are depreciated except for land and construction in progress. Improvements are depreciated over the remaining useful lives of the related capital assets. Useful lives for infrastructure were estimated based on the City's historical records of necessary improvements and replacement. Depreciation is computed using the straight-line method over the following useful lives:

<u>Description</u>	<u>Governmental Activities Estimated Lives</u>	<u>Business-Type Activities Estimated Lives</u>
Buildings and Improvements	50 years	50 years
Land Improvements	20 years	20 years
Machinery and Equipment	5 years	5 years
Furniture and Fixtures	10 years	10 years
Vehicles	5 - 10 years	5 - 10 years
Infrastructure	20 - 50 years	50 years

City of Westlake, Ohio
Notes to the Basic Financial Statements
For the Year Ended December 31, 2001

I. Interfund Balances

On fund financial statements, outstanding interfund loans and unpaid amounts for interfund services are reported as “interfund receivables/payables”. Interfund loans which do not represent available expendable resources are offset by a fund balance reserve account. Interfund balance amounts are eliminated in the statement of net assets, except for any net residual amounts due between governmental and business-type activities, which are presented as internal balances.

On fund financial statements, long-term interfund loans, reported as “advances to/from other funds”, are equally offset by a fund balance reserve account which indicate that they do not constitute “available expendable financial resources” even though it is a component of net current assets.

J. Compensated Absences

Vacation benefits are accrued as a liability as the benefits are earned if the employees' rights to receive compensation are attributable to services already rendered and it is probable that the employer will compensate the employees for the benefits through paid time off or some other means. The City records a liability for all accumulated unused vacation time when earned for all employees with more than one year of service.

Sick leave benefits are accrued as a liability using the vesting method. The liability includes the employees who are currently eligible to receive termination benefits and those that the City has identified as probable of receiving payment in the future (those employees who will be eligible to receive termination payments in the next twenty years). The amount is based on accumulated sick leave and employee wage rates at year end taking into consideration any limits specified in the City's termination policy.

K. Accrued Liabilities And Long-term Obligations

All payables, accrued liabilities and long-term obligations are reported in the government-wide financial statements, and all payables, accrued liabilities and long-term obligations payable from proprietary funds are reported on the proprietary fund financial statements.

In general, governmental fund payables and accrued liabilities that, once incurred, are paid in a timely manner and in full from current financial resources, are reported as obligations of the funds. However, claims and judgments, compensated absences, special termination benefits and contractually required pension contributions that will be paid from governmental funds are reported as a liability in the fund financial statements only to the extent that they are due for payment during the current year. Bonds and long-term loans are recognized as a liability on the governmental fund financial statements when due.

L. Fund Balance Reserves

The City reserves those portions of fund balance which are legally segregated for a specific future use or which do not represent expendable resources and therefore are not available for appropriation or expenditure. Fund balance reserves have been established for encumbrances, inventories and long-term advances.

M. Net Assets

Net assets represent the difference between assets and liabilities. Net assets invested in capital assets, net of related debt consists of capital assets, net of accumulated depreciation, reduced by the outstanding balances of any borrowing used for the acquisition, construction or improvement of those assets. Net assets are reported as restricted when there are limitations imposed on their use either through constitutional provisions or enabling legislation or through external restrictions imposed by creditors, grantors or laws or regulations of other governments.

City of Westlake, Ohio
Notes to the Basic Financial Statements
For the Year Ended December 31, 2001

The City applies restricted resources when an expense is incurred for purposes for which both restricted and unrestricted net assets are available.

N. Operating Revenues and Expenses

Operating revenues are those revenues that are generated directly from the primary activity of the proprietary funds. For the City, these revenues are charges for services for sewer services, golf and self-insurance programs. Operating expenses are necessary costs that have been incurred in order to provide the good or service that is the primary activity of the fund. All revenues and expenses not meeting this definition are reported as nonoperating.

O. Contributions of Capital

Contributions of capital in proprietary fund financial statements arise from outside contributions of fixed assets, tap-in fees to the extent they exceed the cost of the connection to the system, or from grants or outside contributions of resources restricted to capital acquisition and construction.

P. Interfund Activity

Transfers between governmental and business-type activities on the government-wide statements are reported in the same manner as general revenues.

Exchange transactions between funds are reported as revenues in the seller funds and as expenditures/expenses in the purchaser funds. Flows of cash or goods from one fund to another without a requirement for repayment are reported as interfund transfers. Interfund transfers are reported as other financing sources/uses in governmental funds and after nonoperating revenues/expenses in proprietary funds. Repayments from funds responsible for particular expenditures/expenses to the funds that initially paid for them are not presented on the financial statements.

Q. Extraordinary and Special Items

Extraordinary items are transactions or events that are both unusual in nature and infrequent in occurrence. Special items are transactions or events that are within the control of the City Administration and that are either unusual in nature or infrequent in occurrence.

R. Estimates

The preparation of the financial statements in conformity with generally accepted accounting principles requires management to make estimates and assumptions that affect the amounts reported in the financial statements and accompanying notes. Actual results may differ from those estimates.

S. Budgetary Data

All funds, except agency funds, are legally required to be budgeted and appropriated. The major documents prepared are the tax budget, the certificate of estimated resources, and the appropriations resolution, all of which are prepared on the budgetary basis of accounting. The tax budget demonstrates a need for existing or increased tax rates. The certificate of estimated resources establishes a limit on the amount Council may appropriate. The appropriations resolution is Council's authorization to spend resources and sets annual limits on expenditures plus encumbrances at the level of control selected by Council. The legal level of control has been established by Council at the object level within each department in the general fund and at the object level for all other funds. Budgetary modifications may only be made by resolution of the City Council at the legal level of control.

City of Westlake, Ohio
Notes to the Basic Financial Statements
For the Year Ended December 31, 2001

The certificate of estimated resources may be amended during the year if projected increases or decreases in revenue are identified by the Finance Director. The amounts reported as the original budgeted amounts on the budgetary statements reflect the amounts on the certificate of estimated resources when the original appropriations were adopted. The amounts reported as the final budgeted amounts on the budgetary statements reflect the amounts on the final amended certificate of estimated resources issued during 2001.

The appropriation resolution is subject to amendment throughout the year with the restriction that appropriations cannot exceed estimated resources. The amounts reported as the original budgeted amounts reflect the first appropriation resolution for that fund that covered the entire year, including amounts automatically carried forward from prior years. The amounts reported as the final budgeted amounts represent the final appropriation amounts passed by Council during the year.

Note 3 – Change in Accounting Principles and Restatement of Prior Year Fund Equity

A. Changes in Accounting Principles

For 2001, the City has implemented GASB Statement No. 33, “Accounting and Financial Reporting for Nonexchange Transactions”, GASB Statement No. 34, “Basic Financial Statements - and Management’s Discussion and Analysis - for State and Local Governments”, GASB Statement No. 36, “Recipient Reporting for Certain Shared Nonexchange Revenues”, GASB Statement No. 37, “Basic Financial Statements and Management’s Discussion and Analysis for State and Local Governments: Omnibus”, Statement No. 38, “Certain Financial Statement Note Disclosures”, and GASB Interpretation No. 6, “Recognition and Measurement of Certain Liabilities and Expenditures in Governmental Fund Financial Statements.”

GASB Statements No. 33 and 36 establish accounting and financial reporting standards for nonexchange transactions involving financial or capital resources. The timing for the recognition of assets, liabilities, and expenditures/expenses resulting from nonexchange transactions will be the same whether the accrual or modified accrual basis of accounting is required. For revenue recognition to occur on the modified accrual basis, however, the criteria established for accrual basis revenue recognition must be met and the revenue must be available.

GASB 34 creates new basic financial statements for reporting on the City’s financial activities. The financial statements now include government-wide financial statements prepared on an accrual basis of accounting and fund financial statements which present information for individual major funds rather than by fund type. Nonmajor funds are presented in total in one column.

The government-wide financial statements split the City’s programs between business-type and governmental activities. The beginning net asset amount for the business-type activities equals fund equity of the enterprise funds from last year. The beginning net asset amount for governmental activities reflects the change in fund balance for governmental funds at December 31, 2000, caused by the elimination of the internal service fund and the conversion to the accrual basis of accounting.

GASB Statement No. 37 clarifies certain provisions of Statement No. 34, including the required content of the MD&A, the classification of program revenues and the criteria for determining major funds. GASB Statement No. 38 modifies, establishes and rescinds certain financial statement note disclosures.

City of Westlake, Ohio
Notes to the Basic Financial Statements
For the Year Ended December 31, 2001

GASB Interpretation No. 6 clarifies the application of standards for modified accrual recognition of certain liabilities and expenditures in areas where differences have arisen, or potentially could arise, in interpretation and practice.

B. Restatement of Fund Balance

The implementation of these changes, and an overstatement of retainage payable, had the following effects on fund balance of the major and nonmajor funds of the City as they were previously reported. The transition from governmental fund balance to net assets of the governmental activities is also presented.

	General	Recreation	Sanitary Sewer Improvement	Bradley Sewer	Issue II Improvements
Fund Balances (Deficit)					
December 31, 2000	\$30,650,759	\$577,509	(\$693,162)	(\$2,842,585)	\$11,789,678
Fund Reclassification	0	0	0	0	0
Overstatement of Retainage Payable	0	0	0	0	0
GASB 33 Adjustments:					
Intergovernmental Receivable	87,147	0	0	0	0
Implementation of GASB Interpretation 6	60,902	3,686	0	0	0
<i>Adjusted Fund Balances (Deficit)</i> <i>December 31, 2000</i>	<u>\$30,798,808</u>	<u>\$581,195</u>	<u>(\$693,162)</u>	<u>(\$2,842,585)</u>	<u>\$11,789,678</u>

(continued)

	Traffic Signalization	City Hall Construction	Non Major	Total
Fund Balances (Deficit)				
December 31, 2000	(\$156,698)	\$5,716,290	\$9,842,037	\$54,883,828
Fund Reclassification	0	0	126,042	126,042
Overstatement of Retainage Payable	0	0	17,407	17,407
GASB 33 Adjustments:				
Intergovernmental Receivable	0	0	130,680	217,827
Implementation of GASB Interpretation 6	0	0	7,753	72,341
<i>Adjusted Fund Balances (Deficit)</i> <i>December 31, 2000</i>	<u>(\$156,698)</u>	<u>\$5,716,290</u>	<u>\$10,123,919</u>	<u>55,317,445</u>

GASB 34 Adjustments:	
Capital Assets	103,957,046
Internal Service Fund	2,267,771
Long-Term Liabilities	(37,005,239)
Accrued Interest Payable	(117,200)
Long-Term (Deferred) Assets	<u>6,026,512</u>

Governmental Activities Net Assets, December 31, 2000	<u>\$130,446,335</u>
--	----------------------

City of Westlake, Ohio
Notes to the Basic Financial Statements
For the Year Ended December 31, 2001

Note 4 - Fund Deficits

Fund balances at December 31, 2001 included the following individual fund deficits:

Capital Projects Funds	
Sanitary Sewer Improvement	\$220,829
Traffic Signalization	42,791
Sidewalks	479,832

The Traffic Signalization Capital Projects fund deficit is due to the recognition of expenditures on the modified accrual basis of accounting which are substantially greater than expenditures recognized on the cash basis. The general fund is liable for any deficit in this fund and provides operating transfers when cash is required, not when accruals occur.

The Sanitary Sewer Improvement and Sidewalks fund deficits are the result of the issuance of short-term bond anticipation notes which are used to finance the project until bonds are issued.

Note 5 - Deposits and Investments

Active deposits are public deposits necessary to meet current demands on the treasury. Such monies must be maintained either as cash in the City Treasury, in commercial accounts payable or withdrawable on demand, including negotiable order of withdrawal (NOW) accounts, or in money market deposit accounts.

Inactive deposits are public deposits that Council has identified as not required for use within the current five year period of designation of depositories. Inactive deposits must either be evidenced by certificates of deposit maturing not later than the end of the current period of designation of depositories, or by savings or deposit accounts including, but not limited to, passbook accounts.

Interim deposits are deposits of interim monies. Interim monies are those monies which are not needed for immediate use but which will be needed before the end of the current period of designation of depositories. Interim deposits must be evidenced by time certificates of deposit maturing not more than one year from the date of deposit or by savings or deposit accounts including passbook accounts.

Protection of the City's deposits is provided by the Federal Deposit Insurance Corporation, by eligible securities pledged by the financial institution as security for repayment, by surety company bonds deposited with the treasurer by the financial institution or by a single collateral pool established by the financial institution to secure the repayment of all public monies deposited with the institution.

Interim monies can be invested in the following obligations:

1. United States treasury notes, bills, bonds, or any other obligation or security issued by the United States treasury or any other obligation guaranteed as to principal and interest by the United States;

City of Westlake, Ohio
Notes to the Basic Financial Statements
For the Year Ended December 31, 2001

2. Bonds, notes, debentures, or any other obligations or securities issued by any federal government agency or instrumentality, including but not limited to, the Federal National Mortgage Association, Federal Home Loan Bank, Federal Farm Credit Bank, Federal Home Loan Mortgage Corporation, Government National Mortgage Association, and Student Loan Marketing Association. All federal agency securities shall be direct issuances of federal government agencies or instrumentalities;
3. Written repurchase agreements in the securities listed above provided that the market value of the securities subject to the repurchase agreement must exceed the principal value of the agreement by at least two percent and be marked to market daily, and that the term of the agreement must not exceed thirty days;
4. Bonds and other obligations of the State of Ohio;
5. No-load money market mutual funds consisting exclusively of obligations described in (1) or (2) of this and repurchase agreements secured by such obligations, provided that investments in securities described in this division are made only through eligible institutions; and
6. The State Treasurer's investment pool (STAROhio).

The City may also invest any monies not required to be used for a period of six months or more in the following:

1. Bonds of the State of Ohio;
2. Bonds of any municipal corporation, village, county, township, or other political subdivision of this State, as to which there is no default of principal, interest, or coupons.
3. Obligations of the City.

Investments in stripped principal or interest obligations, reverse repurchase agreements, and derivatives are prohibited. The issuance of taxable notes for the purpose of arbitrage, the use of leverage and short selling are also prohibited. An investment must mature within five years from the date of purchase unless matched to a specific obligation or debt of the City, and must be purchased with the expectation that it will be held to maturity.

Investments may only be made through specified dealers and institutions. Payment for investments may be made only upon delivery of the securities representing the investments to the treasurer or qualified trustee or, if the securities are not represented by a certificate, upon receipt of confirmation of transfer from the custodian.

At year end, the carrying amount of the City's deposits was \$66,793,491 and the bank balance was \$82,269,402. Of the bank balance:

1. \$82,188,716 was covered by Federal depository insurance, by collateral held by the City, or by collateral held by the City's agent in the name of the City; and
2. \$80,686 was uninsured and uncollateralized. Although the securities were held by the pledging financial institutions' trust department in the City's name and all statutory requirements for the investment of money had been followed, noncompliance with Federal requirements could potentially subject the City to a successful claim by the FDIC.

City of Westlake, Ohio
Notes to the Basic Financial Statements
For the Year Ended December 31, 2001

GASB Statement No. 3, "Deposits with Financial Institutions, Investments, and Reverse Repurchase Agreements" requires that local governments disclose the market value and carrying amounts of investments, classified by risk. The City's investments are categorized as either (1) insured or registered or for which the securities are held by the City or its agent in the City's name, (2) uninsured and unregistered for which the securities are held by the counterparty's trust department or agent in the City's name or (3) uninsured and unregistered for which the securities are held by the counterparty, or by its trust department or agent but not in the City's name. STAROhio is unclassified since it is not evidenced by securities that exist in physical or book entry form.

	Category 3	Carrying Value	Fair Value
Federal National Mortgage Association Notes	\$686,168	\$686,168	\$686,168
Federal National Credit Notes	2,487,979	2,487,979	2,487,979
U.S. Treasury Notes	2,378,344	2,378,344	2,378,344
STAROhio		9,720,182	9,720,182
<i>Total Investments</i>	<u>\$5,552,491</u>	<u>\$15,272,673</u>	<u>\$15,272,673</u>

The classification of cash and cash equivalents and investments on the combined balance sheet is based on criteria set forth in GASB Statement No. 9 "Reporting Cash Flows of Proprietary and Nonexpendable Trust Funds and Government Entities That Use Proprietary Fund Accounting". Cash and equivalents are defined to include investments with original maturities of three months or less and funds included within the City's cash management pool. A reconciliation between the classification of cash and investments on the combined financial statements and the classifications per GASB Statement No. 3 is as follows:

	Cash and Cash Equivalents	Investments
GASB Statement No. 9	\$82,066,164	\$0
Investments:		
Federal National Mortgage Association Notes	(686,168)	686,168
Federal National Credit Notes	(2,487,979)	2,487,979
U.S. Treasury Notes	(2,378,344)	2,378,344
STAROhio	(9,720,182)	9,720,182
GASB Statement No. 3	<u>\$66,793,491</u>	<u>\$15,272,673</u>

City of Westlake, Ohio
Notes to the Basic Financial Statements
For the Year Ended December 31, 2001

Note 6 - Interfund Transfers and Balances

Transfer To	Transfer From		Total
	General	Sewer	
City Hall Construction	\$3,000,000	\$0	\$3,000,000
Nonmajor Governmental Funds	3,800,000	187,834	3,987,834
Total	\$6,800,000	\$187,834	\$6,987,834

The general fund transfers to the major and nonmajor governmental funds were made to provide additional resources for current operations, and the transfer from the sewer enterprise fund to the general obligation bond retirement fund was made for the payment of debt.

As of December 31, 2001, interfund balances were as follows:

	Receivable		Payable	
	Interfund	Advance	Interfund	Advance
Major Funds				
General Fund	\$375,000	\$7,193,000	\$0	\$0
Sanitary Sewer Improvement	0	0	0	3,038,000
Traffic Signalization	0	0	0	3,000,000
<i>Total Major Funds</i>	375,000	7,193,000	0	6,038,000
Nonmajor Funds	0	0	375,000	1,155,000
Totals	\$375,000	\$7,193,000	\$375,000	\$7,193,000

Interfund balances at December 31, 2001, consisted of a general fund advance of \$300,000 to the golf enterprise fund to pay for the construction of a new clubhouse and \$7,568,000 in advances to major and nonmajor governmental funds to finance capital projects.

Note 7 - Budgetary Basis of Accounting

While the City is reporting financial position, results of operations, and changes in fund balances on the basis of generally accepted accounting principles (GAAP), the budgetary basis as provided by law is based upon accounting for certain transactions on a basis of cash receipts, disbursements, and encumbrances. The Statement of Revenues, Expenditures, and Changes in Fund Balances - Budget (Non-GAAP Basis) and Actual presented for the general fund and the recreation major special revenue fund are presented on the budgetary basis to provide a meaningful comparison of actual results with the budget. The major differences between the budget basis and the GAAP basis are that:

- (a) Revenues are recorded when received in cash (budget basis) as opposed to when susceptible to accrual (GAAP basis).

City of Westlake, Ohio
Notes to the Basic Financial Statements
For the Year Ended December 31, 2001

- (b) Expenditures are recorded when paid in cash (budget basis) as opposed to when the liability is incurred (GAAP basis).
- (c) Encumbrances are treated as expenditures (budget) rather than as a reservation of fund balance (GAAP).
- (d) Advances-In and Advances-Out are operating transactions (budget) as opposed to balance sheet transactions (GAAP).
- (e) Investments are reported at fair value (GAAP) rather than cost (budget).

The following table summarizes the adjustments necessary to reconcile the GAAP basis statements to the budget basis statements for the general fund and the major special revenue funds.

	Net Change in Fund Balance General and Major Special Revenue Funds	
	General	Recreation
GAAP Basis	(\$2,977,636)	(\$26,318)
Net Adjustment for Revenue Accruals	624,645	(15,890)
Advances In	4,815,000	0
Fair Value Adjustment for Investments	2,779	0
Net Adjustment for Expenditure Accruals	316,191	(50,243)
Advances Out	(375,000)	0
Encumbrances	(1,540,003)	0
Budget Basis	\$865,976	(\$92,451)

Note 8 - Receivables

Receivables at December 31, 2001, consisted primarily of municipal income taxes, property and other taxes, intergovernmental receivables arising from entitlements and shared revenues, special assessments, accrued interest on investments, and accounts (billings for utility service).

No allowance for doubtful accounts has been recorded because uncollectible amounts are expected to be insignificant.

Special assessments expected to be collected in more than one year amount to \$1,999,000 in the special assessment bond retirement fund. At December 31, 2001 the amount of delinquent special assessments was \$54,075.

City of Westlake, Ohio
Notes to the Basic Financial Statements
For the Year Ended December 31, 2001

A. Property Taxes

Property taxes include amounts levied against all real, public utility and tangible personal property located in the City. Property tax revenue received during 2001 for real and public property taxes represents collections of 2000 taxes. Property tax payments received during 2001 for tangible personal property (other than public utility property) are for 2001 taxes.

2001 real property taxes are levied after October 1, 2001 on the assessed value as of January 1, 2001 the lien date. Assessed values are established by State law at 35 percent of appraised market value. 2001 real property taxes are collected in and intended to finance 2002.

Public utility tangible personal property currently is assessed at varying percentages of true value; public utility real property is assessed at 35 percent of true value. 2001 public utility property taxes which became a lien December 31, 2000, are levied after October 1, 2001, and are collected in 2002 with real property taxes.

2001 tangible personal property taxes are levied after October 1, 2000, on the value as of December 31, 2000. Collections are made in 2001. Tangible personal property assessments are 25 percent of true value.

The full tax rate for all City operations for the year ended December 31, 2001 was \$10.30 per \$1,000 of assessed value. The assessed values of real and tangible personal property upon which 2001 property tax receipts were based are as follows:

Real Property	\$1,028,659,760
Public Utility Tangible Property	30,491,100
Tangible Personal Property	<u>74,494,491</u>
Total	<u><u>\$1,133,645,351</u></u>

Real property taxes are payable annually or semi-annually. If paid annually, payment is due December 31; if paid semi-annually, the first payment is due December 31, with the remainder payable by June 20. Under certain circumstances, State statute permits later payment dates to be established.

Tangible personal property taxes paid by multi-county taxpayers are due by September 20. Single county taxpayers may pay annually or semi-annually. If paid annually, payment is due April 30; if paid semi-annually, the first payment is due April 30, with the remainder payable at September 20.

The County Treasurer collects property taxes on behalf of all taxing districts in the county, including the City of Westlake. The County Auditor periodically remits to the City its portion of the taxes collected. Property taxes receivable represent real and tangible personal property taxes, public utility taxes and outstanding delinquencies which are measurable as of December 31, 2001 and for which there is an enforceable legal claim. In the general, police pension, fire pension, police and fire operating and general obligation bond retirement funds, the entire receivable has been offset by deferred revenue since the current taxes were not levied to finance 2001 operations and the collection of delinquent taxes during the available period is not subject to reasonable estimation. On a full accrual basis, collectible delinquent property taxes have been recorded as revenue while the remainder of the receivable is deferred.

City of Westlake, Ohio
Notes to the Basic Financial Statements
For the Year Ended December 31, 2001

B. Income Taxes

The City levies an income tax of 1 ½ percent on all income earned within the City as well as income of residents earned outside the City. The City allows a credit of 100 percent of the tax paid to another municipality, not to exceed the amount owed. Employers within the City are required to withhold income tax on employee earnings and remit the tax to the City at least quarterly. Corporations and other individual taxpayers are also required to pay their estimated tax at least quarterly and file a final return annually.

The Regional Income Tax Agency administers and collects income taxes for the City. Payments are remitted monthly net of collection fees of 3 percent.

C. Intergovernmental Receivables

A summary of the principal items of intergovernmental receivables follows:

	<u>Amount</u>
Governmental Activities	
Estate Tax	\$190,077
Gasoline Tax	479,714
Local Government	291,935
Homestead and Rollback	615,120
Grants	<u>318,333</u>
Total	<u><u>\$1,895,179</u></u>

Note 9 - Joint Venture - Rocky River Wastewater Treatment Plant

The Rocky River Wastewater Treatment Plant (the "Plant") is a joint venture among the cities of Fairview Park, Bay Village, Rocky River and Westlake. The plant is governed by a management board consisting of the elected mayors of the four member cities and a fifth person nominated and elected by the mayors. The board has complete authority over all aspects of the Plant's operation. The Plant supplies all participating residents of the member cities with sewer services. Each city owns the sewage lines located in its city and bills its residents for usage. Continued existence of the Plant is dependent on the City's continued participation, and the City has an equity interest in the Plant. The City's equity interest is \$11,262,247 which represents 39.58 percent of the total equity in the Plant. The Plant is not accumulating significant financial resources or experiencing fiscal stress which would cause additional financial benefit to or burden on the City. Complete financial statements can be obtained from the City of Rocky River, 21012 Hilliard, Rocky River, Ohio 44116.

Note 10 - Compensated Absences

Vacation leave is earned at rates which vary depending upon length of service and standard work week. Current policy permits vacation leave to be accumulated up to two years. City employees are paid for earned, unused vacation leave at the time of termination of employment.

Sick leave is earned at the rate of four and six-tenths hours for every eighty hours worked. A maximum of 2,500 hours may be accumulated by each employee. Those employees whose accumulation exceeds 2,500 hours are paid, in December of each year, one-fourth of those hours at their current rate. Each employee with ten or more years of service with the City is paid for one-half of the employee's earned unused sick leave upon termination with the City, transfer to another governmental agency, or retirement, 60 percent after 17 years of service, 68 percent after 20 years of service and 75 percent after 25 years of service.

City of Westlake, Ohio
Notes to the Basic Financial Statements
For the Year Ended December 31, 2001

Note 11 – Capital Assets

A summary of changes in capital assets during 2001 follows:

	Balance 01/01/01	Additions	Deletions	Balance 12/31/01
Governmental Activities				
<i>Capital Assets Not Being Depreciated</i>				
Land	\$5,724,986	\$2,500	\$0	\$5,727,486
Construction in Progress	399,256	8,337,192	(4,799,180)	3,937,268
<i>Total Capital Assets Not Being Depreciated</i>	<u>6,124,242</u>	<u>8,339,692</u>	<u>(4,799,180)</u>	<u>9,664,754</u>
<i>Capital Assets Being Depreciated</i>				
Buildings	22,936,876	0	0	22,936,876
Improvements	3,326,496	152,380	0	3,478,876
Machinery and Equipment	4,143,253	437,783	(188,361)	4,392,675
Furniture and Fixtures	589,228	32,291	(5,736)	615,783
Vehicles	6,792,928	438,662	(269,714)	6,961,876
Infrastructure				
Roads	83,123,254	2,515,855	0	85,639,109
Water Mains	24,159,967	444,360	0	24,604,327
Storm Sewers	22,495,185	315,595	0	22,810,780
Culverts	3,143,490	0	0	3,143,490
Traffic Signals	0	2,687,262	0	2,687,262
Bridges	1,960,511	0	0	1,960,511
<i>Total Capital Assets Being Depreciated</i>	<u>172,671,188</u>	<u>7,024,188</u>	<u>(463,811)</u>	<u>179,231,565</u>
<i>Less Accumulated Depreciation</i>				
Buildings	(2,927,411)	(462,768)	0	(3,390,179)
Improvements	(1,337,760)	(161,266)	0	(1,499,026)
Machinery and Equipment	(3,203,222)	(422,162)	151,458	(3,473,926)
Furniture and Fixtures	(355,413)	(43,215)	5,200	(393,428)
Vehicles	(4,863,604)	(561,574)	269,715	(5,155,463)
Infrastructure				
Roads	(42,147,751)	(3,028,905)	0	(45,176,656)
Water Mains	(10,091,725)	(469,165)	0	(10,560,890)
Storm Sewers	(7,781,543)	(453,729)	0	(8,235,272)
Culverts	(1,623,138)	(108,396)	0	(1,731,534)
Bridges	(506,817)	(34,527)	0	(541,344)
<i>Total Accumulated Depreciation</i>	<u>(74,838,384)</u>	<u>(5,745,707) *</u>	<u>426,373</u>	<u>(80,157,718)</u>
<i>Total Capital Assets Being Depreciated, Net</i>	<u>97,832,804</u>	<u>1,278,481</u>	<u>(37,438)</u>	<u>99,073,847</u>
<i>Governmental Activities Capital Assets, Net</i>	<u>\$103,957,046</u>	<u>\$9,618,173</u>	<u>(\$4,836,618)</u>	<u>\$108,738,601</u>

City of Westlake, Ohio
Notes to the Basic Financial Statements
For the Year Ended December 31, 2001

	Balance 1/1/01	Additions	Deletions	Balance 12/31/01
Business-Type Activities				
<i>Capital Assets Not Being Depreciated</i>				
Land	\$1,499,176	\$0	\$0	\$1,499,176
Construction in Progress	3,168,854	655,980	(3,179,516)	645,318
<i>Total Capital Assets Not Being Depreciated</i>	<u>4,668,030</u>	<u>655,980</u>	<u>(3,179,516)</u>	<u>2,144,494</u>
<i>Capital Assets, Being Depreciated</i>				
Land Improvements	113,709	9,500	0	123,209
Buildings	310,687	884,953	0	1,195,640
Machinery and Equipment	316,822	86,185	(330)	402,677
Furniture and Fixtures	13,572	910	(770)	13,712
Vehicles	716,577	0	0	716,577
Sewer Lines	41,993,948	2,683,042	0	44,676,990
<i>Total Capital Assets, Being Depreciated</i>	<u>43,465,315</u>	<u>3,664,590</u>	<u>(1,100)</u>	<u>47,128,805</u>
Less Accumulated Depreciation				
Land Improvements	(91,654)	(7,753)	0	(99,407)
Buildings	(74,619)	(14,195)	0	(88,814)
Machinery and Equipment	(156,917)	(29,983)	0	(186,900)
Furniture and Fixtures	(7,574)	(1,015)	0	(8,589)
Vehicles	(436,197)	(57,662)	0	(493,859)
Sewer Lines	(15,321,055)	(834,357)	0	(16,155,412)
<i>Total Accumulated Depreciation</i>	<u>(16,088,016)</u>	<u>(944,965)</u>	<u>0</u>	<u>(17,032,981)</u>
<i>Total Capital Assets, Being Depreciated, Net</i>	<u>27,377,299</u>	<u>2,719,625</u>	<u>(1,100)</u>	<u>30,095,824</u>
<i>Total Business-Type Capital Assets, Net</i>	<u>\$32,045,329</u>	<u>\$3,375,605</u>	<u>(\$3,180,616)</u>	<u>\$32,240,318</u>

* Depreciation expense was charged to governmental functions as follows:

General Government	\$76,875
Security of Persons and Property	481,318
Public Health	73,125
Basic Utilities	1,065,817
Leisure Time Activities	542,224
Transportation	<u>3,506,348</u>
Total	<u><u>\$5,745,707</u></u>

City of Westlake, Ohio
Notes to the Basic Financial Statements
For the Year Ended December 31, 2001

Note 12 - Defined Benefit Pension Plans

A. Public Employees Retirement System

All full-time employees, other than non-administrative full-time police officers and firefighters, participate in the Public Employees Retirement System of Ohio (PERS), a cost-sharing multiple-employer public employee retirement system administered by the Public Employees Retirement Board. PERS provides basic retirement and disability benefits, annual cost of living adjustments, and death benefits to plan members and beneficiaries. Benefits are established by Chapter 145 of the Ohio Revised Code. PERS issues a stand-alone financial report which may be obtained by writing to the Public Employees Retirement System, 277 East Town Street, Columbus, Ohio 43215-4642.

Plan members are required to contribute 8.5 percent of their annual covered salary to fund pension obligations. The 2001 employer pension contribution rate for the City was 9.25 percent of covered payroll, increased from 6.54 percent in 2000. For 2000, PERS instituted a temporary employer rate rollback for state and local governments. Contributions are authorized by State statute. The contribution rates are determined actuarially. The City's required contributions to PERS for the years ended December 31, 2001, 2000, and 1999 were \$668,493, \$446,803, and \$599,466, respectively. The full amount has been contributed for 2000 and 1999. 74 percent has been contributed for 2001, with the remainder being presented as "intergovernmental payable" in the governmental activities column of the statement of net assets.

B. Ohio Police and Fire Pension Fund

The City contributes to the Ohio Police and Fire Pension Fund (OP&F), a cost-sharing multiple employer public employee retirement system administered by the OP&F's Board of Trustees. OP&F provides retirement and disability benefits, annual cost-of-living adjustments, and death benefits to plan members and beneficiaries. Benefit provisions are established by the Ohio State Legislature and by Chapter 742 of the Ohio Revised Code. OP&F issues a publicly available financial report that includes financial information and required supplementary information. That report may be obtained by writing to the Ohio Police and Fire Pension Fund, 140 East Town Street, Columbus, Ohio 43215-5164.

Police and firefighters are required to contribute 10 percent of their annual covered salary to fund pension obligations and the City is required to contribute 12 percent for police and 16.5 percent for firefighters. For 2000, the City contributions were 12.25 percent for police and 16.75 percent for firefighters. Contributions are authorized by State statute. The City's contributions to the OP&F for police and firefighters were \$343,742 and \$397,528 for the year ended December 31, 2001, \$331,370 and \$376,681 for the year ended December 31, 2000, and \$312,424 and \$356,821 for the year ended December 31, 1999. The full amount has been contributed for 2000 and 1999. 72 percent has been contributed for 2001, with the remainder being presented as "intergovernmental payable" in the governmental activities column of the statement of net assets.

Note 13 – Postemployment Benefits

A. Public Employees Retirement System

The Public Employees Retirement System of Ohio (PERS) provides postretirement health care coverage to age and service retirees with ten or more years of qualifying Ohio service credit. Health care coverage for disability recipients and primary survivor recipients is available. The health care coverage provided by the retirement system is considered an Other Postemployment Benefit as described in GASB Statement No. 12. A portion of each employer's contribution to PERS is set aside for the funding of postretirement health care

City of Westlake, Ohio
Notes to the Basic Financial Statements
For the Year Ended December 31, 2001

based on authority granted by State statute. The 2001 employer contribution rate was 13.55 percent of covered payroll; 4.30 percent was the portion that was used to fund health care for 2001. For 2000, the contribution rate was 10.84 percent of covered payroll; 4.30 percent was the portion that was used to fund health care.

Benefits are advance-funded using the entry age normal cost method. Significant actuarial assumptions, based on PERS's latest actuarial review performed as of December 31, 2000, include a rate of return on investments of 7.75 percent, an annual increase in active employee total payroll of 4.75 percent compounded annually (assuming no change in the number of active employees) and an additional increase in total payroll of between .54 percent and 5.1 percent based on additional annual pay increases. Health care premiums were assumed to increase 4.75 percent annually.

All investments are carried at market. For actuarial valuation purposes, a smoothed market approach is used. Assets are adjusted to reflect 25 percent of unrealized market appreciation or depreciation on investment assets.

The number of active contributing participants was 411,076. The City's actual contributions for 2001 which were used to fund postemployment benefits were \$310,759. The actual contribution and the actuarially required contribution amounts are the same. PERS's net assets available for payment of benefits at December 31, 2000, (the latest information available) were \$11,735.9 million. The actuarially accrued liability and the unfunded actuarial accrued liability were \$14,364.6 million and \$2,628.7 million, respectively.

B. Ohio Police and Fire Pension Fund

The Ohio Police and Fire Pension Fund (OP&F) provides postretirement health care coverage to any person who receives or is eligible to receive a monthly benefit check or is a spouse or eligible dependent child of such person. An eligible dependent child is any child under the age of 18 whether or not the child is attending school or under the age of 22 if attending school full-time or on a 2/3 basis.

The health care coverage provided by the retirement system is considered an Other Postemployment Benefit (OPEB) as described in GASB Statement No. 12. The Ohio Revised Code provides the authority allowing the Ohio Police and Fire Pension Fund's board of trustees to provide health care coverage and states that health care costs paid from the Ohio Police and Fire Pension Fund shall be included in the employer's contribution rate. Health care funding and accounting is on a pay-as-you-go basis. The total police employer contribution is 19.5 percent of covered payroll and the total firefighter employer contribution rate is 24 percent of covered payroll, of which 7.5 percent of covered payroll was applied to the postemployment health care program during 2001. For 2000 the percent used to fund healthcare was 7.25 percent. In addition, since July 1, 1992, most retirees have been required to contribute a portion of the cost of their health care coverage through a deduction from their monthly benefit payment.

The City's actual contributions for 2001 that were used to fund postemployment benefits were \$214,839 for police and \$180,695 for fire. The OP&F's total health care expense for the year ended December 31, 2000, (the latest information available) was \$106,160,054, which was net of member contributions of \$5,657,431. The number of OP&F participants eligible to receive health care benefits as of December 31, 2001, was 12,853 for police and 10,037 for firefighters.

City of Westlake, Ohio
Notes to the Basic Financial Statements
For the Year Ended December 31, 2001

Note 14 - Construction and Other Significant Commitments

At December 31, 2001, the District's significant contractual commitments consisted of:

Project	Contract Amount	Amount Paid	Remaining on Contract
Police Parking Lot	\$72,369	\$59,212	\$13,157
Meadowood Parking Lot	525,145	372,920	152,225
Road Improvements	1,869,714	1,444,963	424,751
City Hall Construction	7,034,000	1,456,818	5,577,182
Sanitary Sewer Upgrade	336,575	264,674	71,901
Golf Clubhouse Construction	488,244	282,646	205,598
Total	\$10,326,047	\$3,881,233	\$6,444,814

Note 15 - Notes Payable

Note activity for the year ended December 31, 2001, consisted of the following:

	Outstanding 12/31/00	Issued	Retired	Outstanding 12/31/01
Capital Projects Funds				
4.55%				
Sanitary Sewer Improvements	\$120,000	\$99,000	\$219,000	\$0
4.55%				
Bradley Sewer Improvements	510,000	359,000	869,000	0
2.05% Matures on 11/28/02				
City Hall Construction	0	3,500,000	0	3,500,000
4.55% Matures on 11/28/02				
Sidewalk Improvements	850,000	837,000	1,162,000	525,000
Total	\$1,480,000	\$4,795,000	\$2,250,000	\$4,025,000

All the notes are backed by the full faith and credit of the City of Westlake. The note liability is reflected in the fund which received the proceeds.

By Ohio law, notes can be issued in anticipation of bond proceeds, special assessment bond proceeds and levies, or for up to 50 percent of anticipated revenue collections. There are also limitations on the number of times notes can be renewed. All notes outstanding at year-end are bond anticipation notes. The notes will be refinanced until the projects are complete and the City determines it to be advantageous to issue bonds.

City of Westlake, Ohio
Notes to the Basic Financial Statements
For the Year Ended December 31, 2001

Note 16 - Long-term Obligations

The original issue date, maturity date, interest rate and original issuance amount for each of the City's bonds follows:

	Original Issue Date	Maturity Date	Interest Rate	Original Issue Amount
General Obligation Bonds				
Rocky River Treatment Plant	1983	2003	9.25%	\$2,240,000
Recreation Center	1997	2020	3.85-6.90	12,600,000
Sewer Construction	1977	2001	6.13	42,602
Sewer Improvements	1986	2007	6.75	2,250,000
Issue II Streets	1993	2007	3.75-7.00	3,500,000
Issue II Clague Park Dam	1993	2007	3.75-7.00	1,000,000
Issue II Sewers	1993	2007	3.75-7.00	2,150,000
Issue II D.W.A.K.	1993	2007	3.75-7.00	1,500,000
Street Improvements	1994	2004	3.95-5.45	1,050,000
Street Improvements	1994	2007	3.95-5.75	4,100,000
Street Improvements	1994	2014	3.95-6.00	1,540,000
Water Lines	1994	2007	3.95-5.75	600,000
Safety Facility Refunding Bonds	1997	2010	3.85-10.90	1,749,900
Advance Refunding Bonds	1997	2008	3.85-6.40	1,105,000
Advance Refunding Bonds	1997	2008	3.85-10.90	2,298,297
Issue II Various Purpose Bonds	1999	2007	3.15-3.95	4,900,000
Special Assessment Bonds				
Sewer Construction	1976	2001	6.50	520,000
Sewer Construction	1977	2002	5.88	20,000
Sewer Construction	1977	2001	6.13	83,856
Sewer Construction	1978	2003	6.63	300,000
Ranney Parkway	1982	2001	11.63	1,270,000
Sewer Construction	1983	2003	9.88	92,000
Bradley Sewer	1984	2004	10.13	240,000
Clemens Road	1985	2005	9.25	680,000
Sewer System Improvements	1986	2006	6.75	40,000
West Hedgewood Sewer Improvements	1987	2007	7.88	100,000
Issue II Sewers	1993	2013	3.75-7.00	540,000
Issue II D.W.A.K.	1993	2008	3.75-7.00	270,000
Sewer System Phase III	1994	2014	3.95-6.00	305,000
Sidewalks	1995	2004	3.95-5.45	25,000
Marview Waterline	1997	2010	3.30-4.15	88,000
Bradley Sidewalks	1997	2005	3.85-5.00	102,000
Various Purpose Improvements	1999	2009	3.30-4.15	285,000
Various Purpose Improvements	2001	2021	2.65-5.00	765,000
OPWC Loan	1994	2014	0.00	411,308

City of Westlake, Ohio
Notes to the Basic Financial Statements
For the Year Ended December 31, 2001

Changes in long-term obligations during the year ended December 31, 2001, consisted of the following:

	Balance 12/31/00	Increase	Decrease	Balance 12/31/01	Amounts Due in One Year
General Obligation Bonds					
Rocky River Treatment Plant	\$480,000	\$0	\$160,000	\$320,000	\$160,000
Recreation Center	12,435,000	0	135,000	12,300,000	165,000
Sewer Construction	3,550	0	3,550	0	0
Sewer Improvements	875,000	0	125,000	750,000	125,000
Issue II Streets	2,020,000	0	250,000	1,770,000	260,000
Issue II Clague Park Dam	575,000	0	70,000	505,000	75,000
Issue II Sewers	1,615,000	0	90,000	1,525,000	95,000
Issue II D.W.A.K.	920,000	0	95,000	825,000	100,000
Street Improvements	480,000	0	110,000	370,000	115,000
Street Improvements	2,530,000	0	305,000	2,225,000	325,000
Street Improvements	1,235,000	0	60,000	1,175,000	65,000
Water Lines	370,000	0	45,000	325,000	45,000
Safety Facility Refunding Bonds	1,714,457	0	180,000	1,534,457	190,000
Advance Refunding Bonds	910,000	0	95,000	815,000	100,000
Advance Refunding Bonds	2,079,717	0	240,000	1,839,717	245,000
Issue II Various Purpose Bonds	3,940,000	0	505,000	3,435,000	520,000
<i>Total General Obligation Bonds</i>	<u>32,182,724</u>	<u>0</u>	<u>2,468,550</u>	<u>29,714,174</u>	<u>2,585,000</u>
Special Assessment Bonds					
Sewer Construction	40,000	0	40,000	0	0
Sewer Construction	2,000	0	1,000	1,000	1,000
Sewer Construction	6,453	0	6,453	0	0
Sewer Construction	60,000	0	20,000	40,000	20,000
Ranney Parkway	100,000	0	100,000	0	0
Sewer Construction	18,000	0	6,000	12,000	6,000
Bradley Sewer	60,000	0	15,000	45,000	15,000
Clemens Road	200,000	0	40,000	160,000	40,000
Sewer System Improvements	12,000	0	2,000	10,000	2,000
West Hedgewood Sewer Improvements	35,000	0	5,000	30,000	2,756
Issue II Sewers	405,000	0	25,000	380,000	25,000
Issue II D.W.A.K.	165,000	0	15,000	150,000	20,000
Sewer System Phase III	258,000	0	7,000	251,000	12,000
Sidewalks	12,000	0	3,000	9,000	3,000
Marview Waterline	70,000	0	5,000	65,000	5,000
Bradley Sidewalks	65,000	0	10,000	55,000	10,000
Various Purpose Improvements	260,000	0	25,000	235,000	25,000
Various Purpose Improvements	0	765,000	0	765,000	20,000
<i>Total Special Assessment Bonds</i>	<u>1,768,453</u>	<u>765,000</u>	<u>325,453</u>	<u>2,208,000</u>	<u>206,756</u>
OPWC Loan	265,841	0	20,450	245,391	20,450
Compensated Absences Payable	2,167,851	1,131,466	(7,750)	3,307,067	325,000
Landfill Postclosure Costs	620,370	0	34,465	585,905	34,465
Total Governmental Long-Term Liabilities	37,005,239	1,896,466	2,841,168	36,060,537	3,171,671
Business-Type Activities					
Compensated Absences	92,015	0	92,015	0	0
Total Long-Term Liabilities	<u><u>\$37,097,254</u></u>	<u><u>\$1,896,466</u></u>	<u><u>\$2,933,183</u></u>	<u><u>\$36,060,537</u></u>	<u><u>\$3,171,671</u></u>

City of Westlake, Ohio
Notes to the Basic Financial Statements
For the Year Ended December 31, 2001

General obligation bonds General obligation bonds are direct obligations of the City for which its full faith and credit are pledged for repayment. General obligation bonds are to be repaid from both voted and unvoted general property taxes levied on all taxable property located within the City. Tax monies will be received in and the debt will be retired from the General Obligation Bond debt service fund. The 1993 Issue 11 general obligation bonds will be repaid from taxes levied on all taxable income within the City.

Sewer general obligation bonds are paid out of the Sewer enterprise fund to the extent that resources are available.

Special assessment bonds Special assessment bonds are payable from the proceeds of assessments against the specific property owners who primarily benefited from the project. Special assessment monies will be received in and the debt will be retired from the Special Assessment debt service fund. In the event that property owners fail to make their special assessment payments, the City is responsible for providing the resources to meet the annual principal and interest payments.

Other long-term obligations Compensated absences will be paid from the reserve for compensated absences special revenue fund, in accordance with section 5705.13(B), Ohio Revised Code. The Issue 11 Loan liability is payable semiannually from the General Obligation Bond debt service fund. The loan is interest free.

On April 15, 1997, the City issued \$4,048,197 in General Obligation Bonds, for the purpose of advance refunding \$4,050,000 1988 and 1990 safety facility bonds. As of December 31, 2001, the remaining outstanding \$3,530,000 of the refunded safety facility bonds are considered defeased.

On April 15, 1997, the City issued \$13,705,000 of General Obligation Bonds. A portion of these bonds were used for the purpose of advance refunding \$1,065,000 of 1988 park improvement bonds. As of December 31, 2001, the remaining outstanding \$815,000 of the refunded park improvement bonds are considered defeased.

1993 Issue 11 Bonds The 1993 Issue 11 general obligation bond issues have optional redemption provisions which, at the sole option of the City, are callable in reverse order beginning December 1, 2003. The bonds are redeemable at the prices set forth below, plus accrued interest to the redemption date.

Redemption dates	Redemption prices
December 1, 2003 through November 30, 2004	102 percent
December 1, 2004 through November 30, 2005	101 percent
December 1, 2005 and thereafter	100 percent

1994 Bonds The 1994 general obligation bond issues have optional redemption provisions which, at the sole option of the City, are callable in reverse order beginning December 1, 2004. The bonds are redeemable at the prices set forth below, plus accrued interest to the redemption date.

Redemption dates	Redemption prices
December 1, 2004 through November 30, 2005	102 percent
December 1, 2005 through November 30, 2006	101 percent
December 1, 2006 and thereafter	100 percent

City of Westlake, Ohio
Notes to the Basic Financial Statements
For the Year Ended December 31, 2001

1997 Bonds The 1997 general obligation bond issues have optional redemption provisions which, at the sole option of the City, are callable in reverse order beginning December 1, 2008. The bonds are redeemable at the prices set forth below, plus accrued interest to the redemption date.

Redemption dates	Redemption prices
December 1, 2008 through November 30, 2009	101 percent
December 1, 2009 through November 30, 2010	100 ½ percent
December 1, 2010 and thereafter	100 percent

The City's overall legal debt margin was \$86,483,904 at December 31, 2001. Principal and interest requirements to retire the long-term obligations outstanding at December 31, 2001, are as follows:

Year	General Obligation Bonds		Special Assessment Bonds		OPWC	Total
	Principal	Interest	Principal	Interest	Loan	
2002	\$2,585,000	\$1,519,063	\$209,000	\$126,329	\$20,450	\$4,459,842
2003	2,730,000	1,389,996	218,000	104,723	20,450	4,463,169
2004	2,705,000	1,251,775	202,000	91,459	20,450	4,270,684
2005	2,735,000	1,119,395	187,000	79,594	20,450	4,141,439
2006	2,890,000	984,003	137,000	69,092	20,450	4,100,545
2007-2011	6,789,174	3,464,350	650,000	243,707	102,241	11,249,472
2012-2016	4,875,000	2,020,083	360,000	104,900	40,900	7,400,883
2017-2021	4,405,000	626,127	245,000	37,250	0	5,313,377
Total	\$29,714,174	\$12,374,792	\$2,208,000	\$857,054	\$245,391	\$45,399,411

Note 17 - Landfill Closure and Postclosure Care Cost

State and Federal laws and regulations require the City to perform certain maintenance and monitoring functions at the landfill site for thirty years after closure. The City's landfill placed its final cover in 1989. The \$585,905 reported as landfill postclosure costs in the governmental activities column of the statement of net assets at December 31, 2001, represents the estimated cost of maintenance and monitoring through 2018. Actual costs may be higher due to inflation, changes in technology, or changes in regulations. The City is required by State and Federal laws and regulations to provide assurances that financial resources will be available to provide for postclosure care and remediation or containment of environmental hazards at the landfill. Financial assurances may take the form of a financial test and corporate guarantee. The financial test was performed on the 2001 audited financial statements and the City was in compliance.

Note 18 - Risk Management

The City is exposed to various risks of loss related to torts; theft, damage to, and destruction of assets; errors and omissions; injuries to employees; and natural disasters. During the year the City contracted with Jackson, Dieken, and Associates for all their insurance. The coverages and deductibles are as follows:

City of Westlake, Ohio
Notes to the Basic Financial Statements
For the Year Ended December 31, 2001

Carrier	Type of Coverage	Coverage	Deductible
Kemper Insurance	Comprehensive General Liability	\$1-3 Million	\$0
Travelers Insurance	Boiler Coverage	15 Million	0
Specialty National Insurance	Public Officials Liability	1 Million	1,000
	Auto Liability	1 Million	1,000
	Excess Umbrella Liability	10 Million	500

Settled claims have not exceeded this commercial coverage in any of the past three years.

The City has elected to provide employee hospital/medical, prescription, dental, and vision insurance benefits through a partially self insured program. The City established a Self Insurance internal service fund to account for and finance the cost of this program.

The program provides three medical plans with different deductible options for single and family coverage, a dental plan with a \$25 deductible and a \$1,500 limit per person per year, a \$10 co-pay on generic and a \$15 co-pay on name brand prescriptions, and a vision plan providing \$50 every 2 years per individual for exams and up to \$150 for prescription lenses.

A third party administrator reviews and processes the claims which the City then pays. The City purchased stop loss coverage of \$60,000 per individual and \$1,538,270 aggregate per year. For each employee, the City paid monthly into the Self Insurance internal service fund \$200 for single and \$500 for family coverage. These rates are paid by the fund from which the employees' salary is paid.

The claims liability of \$228,050 as estimated by the third party administrator and reported in the Self Insurance internal service fund at December 31, 2001, is based on the requirements of GASB Statement No. 30 which requires a liability for unpaid claims costs, including estimates of costs relating to incurred but not reported claims, be reported if information prior to the issuance of the financial statements indicates that it is probable that a liability has been incurred at the date of the financial statements and the amount of the loss can be reasonably estimated. The estimate was not affected by incremental claims adjustment expenses and does not include other allocated or unallocated claim adjustment expenses. Changes in the funds claims liability amount in 1999 through 2001 were as follows:

	Balance at Beginning of Year	Current Year Claims	Claim Payments	Balance at End of Year
1999	\$162,009	\$1,158,519	\$1,172,181	\$148,347
2000	148,347	1,101,651	1,059,320	190,678
2001	190,678	1,277,780	1,240,408	228,050

Workers' compensation coverage is provided by the State of Ohio. The City pays the State Workers' Compensation System a premium based on a rate per \$100 of salaries. This rate is calculated based on accident history and administrative costs.

City of Westlake, Ohio
Notes to the Basic Financial Statements
For the Year Ended December 31, 2001

Note 19 - Industrial Development Revenue Bonds

The City has issued three issues of industrial development revenue bonds in the aggregate outstanding principal amount of \$3,095,000 at December 31, 2001 for facilities used by private corporations or other entities. The City is not obligated in any way to pay debt related charges on the bonds from any of its funds, and therefore, they have been excluded entirely from the City's debt presentation. There has not been and there is not currently any condition of default under the bonds or the related financing documents.

Note 20 - Contingent Liabilities

The City of Westlake is a party to legal proceedings seeking damages. The City management is of the opinion that ultimate disposition of these claims and legal proceedings will not have a material effect, if any, on the financial condition of the City.

Note 21 - Jointly Governed Organizations

A. Westshore Regional Council of Governments

The Westshore Regional Council of Governments helps foster cooperation between municipalities in areas affecting health, safety, welfare, education, economic conditions, and regional development. The Board is comprised of one member from each of the six participating entities. The Board exercises total control over the operation of the Council including budgeting, appropriating, contracting, and designating management.

Budgets are adopted by the Board. Each City's degree of control is limited to its representation on the Board. In 2001, the City contributed \$55,380 which represented 20 percent of total contributions.

The council has established two subsidiary organizations, the Westshore Hazardous Materials Committee which provides hazardous material protection and assistance, and the Westshore Enforcement Bureau which provides extra assistance to cities in the form of a Swat Team.

B. Tri-City Park

The Tri-City Park provides a recreational park to the cities of Westlake, Rocky River, and Fairview Park. The park is governed by a board consisting of the elected mayors of the three cities. The Board exercises total control over the operation of the park including budgeting, appropriating, contracting, and designating management.

Budgets are adopted by the Board. Each City's degree of control is limited to its representation on the Board. In 2001, the City contributed \$1,000 which represented 33 percent of total contributions.

City of Westlake, Ohio
Notes to the Basic Financial Statements
For the Year Ended December 31, 2001

C. S.A.F.E Council of Governments

The S.A.F.E Council of Governments was formed between municipalities to oppose changes to Cleveland Hopkins International Airport air traffic pattern. The Cities of Rocky River, Bay Village, Fairview Park and Westlake govern by a board consisting of the elected mayors. The board exercises total control over the operation of the Council including budgeting, appropriating, contracting, and designating management. Budgets are adopted by the board. Each City's degree of control is limited to its representation on the board. The City of Westlake did not make any contributions to the S.A.F.E. in 2001.

D. Westshore Area Rescue Association

The Westshore Area Rescue Association (Weshare) helps foster cooperation between municipalities and hospitals to provide optimum emergency medical services. The Board is comprised of one member from each of the nine participating entities. The Board exercises total control over the operation of the Council including budgeting, appropriating, contracting, and designating management.

Budgets are adopted by the Board. Each City's degree of control is limited to its representation on the Board. In 2001, the City contributed \$300 which represented 8.3 percent of total contributions.

Combining Statements and Individual Fund Schedules

Combining Statements – Nonmajor Funds

Nonmajor Special Revenue Funds

To account for revenues from specific sources which legally, or otherwise, are restricted to expenditures for specific purposes.

Street Maintenance Fund – To account for that portion of the State gasoline tax and motor vehicle registration fees designated for street maintenance and repair.

State Highway Fund – To account for that portion of the State gasoline tax and motor vehicle registration fees designated for maintenance of State highways within the City.

Permissive Motor Vehicle License Fund – To account for the additional motor vehicle registration fees designated for maintenance and repair of streets within the City.

Police Pension Fund – To account for accumulated property taxes levied for the payment of current employer contributions for police disability and pension benefits and the accrued liability.

Fire Pension Fund – To account for accumulated property taxes levied for the payment of current employer contributions for police disability and pension benefits and the accrued liability.

Police and Fire Operating Fund – To account for accumulated property taxes levied for the payment of salaries and related expenditures for the safety forces. This is an addition to expenditures made from the general fund.

Law Enforcement Fund – To account for monies seized from criminals by law enforcement officials in the course of their work and restricted, by State statute, for expenditures that would enhance the police department.

Mandatory Drug Fines Fund – To account for the resources obtained from confiscated monies from criminal offenses and designated, by State statute, for expenditures that would enhance the police department.

Alcohol Education Fund – To account for court fees obtained from D.W.I. cases and restricted by State statute for expenditures that would promote education about driving while intoxicated.

Federal Equitable Fund – To account for federal forfeiture monies returned to the City restricted for certain law enforcement purposes.

Swimming Pool Operation Fund – To account for State and Federal monies used for the operation of the public swimming pool.

Senior/Community Service Fund - To account for money paid from participants in the City Office on Aging Programs.

(continued)

Combining Statements – Nonmajor Funds (continued)

Cemetery Operating Fund – To account for the operation and maintenance of two public cemeteries.

Cemetery Investment Fund – To account for proceeds from the sale of cemetery lots.

Westlake/Bay Ecological Fund – To account for proceeds from the sale of humus that is restricted to expenditures that promote recycling of yard waste materials and maintain and improve the appearance of the landfill.

Juvenile Diversion Fund – To account for monies received from Cuyahoga County to be used to establish or expand community policing programs.

Newsletter Fund – To account for donations used to print the City-wide newsletter.

Reserved for Compensated Absences Fund – To account for the accumulation of resources for accumulated sick leave and vacation leave, upon the termination of employment of employees in the City.

City Donations Fund - To account for contributions from private sources whose use is restricted.

Nonmajor Debt Service Funds

General Obligation Bond Retirement Fund – To account for resources used for the payment of principal and interest and fiscal charges on general obligation debt.

Special Assessment Bond Retirement Fund – To account for resources used for the retirement of debt issued to finance public improvements deemed to benefit the properties against which special assessments are levied.

Issue II Bond Retirement Fund – To account for resources from a 3/8 percent increase in the income tax levy to be used for the retirement of debt issued to finance capital projects within the City.

Nonmajor Capital Projects Funds

Storm Drainage Fund – To account for charges to developers which are used to finance the City's cost of installing or cleaning ditches.

Grants Fund – To account for various State and Federal monies which are used for historical site preservation and the construction of recreation facilities.

Park Improvement Fund – To account for the charges to developers for the construction of new park facilities and the acquisition of new park land.

Impact Fees Fund – To account for impact fees charged to developers for new park facilities.

Sidewalks Fund – To account for special assessments used for the construction of sidewalks throughout the City.

Recreation Center Construction Fund – To account for income tax proceeds to be used for improvements to the recreation center.

Recreation Center Bond Construction Fund – To account for interest revenue to be used for the construction of the recreation center. These monies are returned when the work is completed.

Service Center Construction Fund – To account for monies to be used to construct a new service center.

City of Westlake, Ohio
Combining Balance Sheet
Nonmajor Governmental Funds
December 31, 2001

	Nonmajor Special Revenue Funds	Nonmajor Debt Service Funds	Nonmajor Capital Projects Funds	Total Nonmajor Governmental Funds
Assets				
Equity in Pooled Cash and Cash Equivalents	\$7,236,556	\$1,002,407	\$8,204,421	\$16,443,384
Cash and Cash Equivalents with Fiscal Agents	0	101,088	0	101,088
Receivables:				
Taxes	1,628,889	2,124,146	47,646	3,800,681
Accounts	375	0	0	375
Special Assessments	0	2,208,000	0	2,208,000
Accrued Interest	8,929	0	62,625	71,554
Intergovernmental	570,356	77,448	0	647,804
<i>Total Assets</i>	<u>\$9,445,105</u>	<u>\$5,513,089</u>	<u>\$8,314,692</u>	<u>\$23,272,886</u>
Liabilities and Fund Balances				
Liabilities				
Accounts Payable	\$46,556	\$0	\$175	\$46,731
Accrued Wages and Benefits	27,844	0	0	27,844
Intergovernmental Payable	17,776	0	0	17,776
Deferred Revenue	1,999,314	3,976,294	9,922	5,985,530
Advances From Other Funds	0	0	1,155,000	1,155,000
Interfund Payable	0	0	75,000	75,000
Matured Bonds and Interest Payable	0	101,088	0	101,088
Accrued Interest Payable	0	0	897	897
Notes Payable	0	0	525,000	525,000
<i>Total Liabilities</i>	<u>2,091,490</u>	<u>4,077,382</u>	<u>1,765,994</u>	<u>7,934,866</u>
Fund Balances				
Reserved for Encumbrances	248,414	0	308,163	556,577
Unreserved, Undesignated, Reported in:				
Special Revenue Funds	7,105,201	0	0	7,105,201
Debt Service Funds	0	1,435,707	0	1,435,707
Capital Projects Funds	0	0	6,240,535	6,240,535
<i>Total Fund Balances</i>	<u>7,353,615</u>	<u>1,435,707</u>	<u>6,548,698</u>	<u>15,338,020</u>
<i>Total Liabilities and Fund Balances</i>	<u>\$9,445,105</u>	<u>\$5,513,089</u>	<u>\$8,314,692</u>	<u>\$23,272,886</u>

City of Westlake, Ohio
Combining Statement of Revenues, Expenditures and Changes in Fund Balances
Nonmajor Governmental Funds
For the Year Ended December 31, 2001

	Nonmajor Special Revenue Funds	Nonmajor Debt Service Funds	Nonmajor Capital Projects Funds	Total Nonmajor Governmental Funds
Revenues				
Property and Other Local Taxes	\$1,470,104	\$1,274,093	\$0	\$2,744,197
Municipal Income Taxes	0	2,680,384	196,813	2,877,197
Charges for Services	328,266	0	0	328,266
Licenses, Permits and Fees	0	0	415,607	415,607
Fines and Forfeitures	30,123	0	0	30,123
Special Assessments	0	325,453	0	325,453
Intergovernmental	1,372,118	155,348	269,590	1,797,056
Interest	108,084	192,267	329,720	630,071
Donations	73,632	0	0	73,632
Miscellaneous	17,914	0	33,088	51,002
<i>Total Revenues</i>	<u>3,400,241</u>	<u>4,627,545</u>	<u>1,244,818</u>	<u>9,272,604</u>
Expenditures				
Current:				
General Government	4,287	0	0	4,287
Security of Persons and Property	1,779,045	0	0	1,779,045
Public Health Services	175,015	0	0	175,015
Transportation	955,745	0	0	955,745
Community Environment	39,824	0	0	39,824
Basic Utility Services	40,477	0	0	40,477
Leisure Time Activities	211,059	0	0	211,059
Capital Outlay	0	0	563,221	563,221
Debt Service:				
Principal Retirement	0	2,814,453	0	2,814,453
Interest and Fiscal Charges	0	1,755,970	17,241	1,773,211
<i>Total Expenditures</i>	<u>3,205,452</u>	<u>4,570,423</u>	<u>580,462</u>	<u>8,356,337</u>
<i>Excess of Revenues Under Expenditures</i>	<u>194,789</u>	<u>57,122</u>	<u>664,356</u>	<u>916,267</u>
Other Financing Sources (Uses)				
Proceeds of Bonds	0	0	310,000	310,000
Operating Transfers In	2,800,000	187,834	1,000,000	3,987,834
<i>Total Other Financing Sources (Uses)</i>	<u>2,800,000</u>	<u>187,834</u>	<u>1,310,000</u>	<u>4,297,834</u>
<i>Net Change in Fund Balances</i>	2,994,789	244,956	1,974,356	5,214,101
<i>Fund Balances Beginning of Year</i>	<u>4,358,826</u>	<u>1,190,751</u>	<u>4,574,342</u>	<u>10,123,919</u>
<i>Fund Balances End of Year</i>	<u><u>\$7,353,615</u></u>	<u><u>\$1,435,707</u></u>	<u><u>\$6,548,698</u></u>	<u><u>\$15,338,020</u></u>

City of Westlake, Ohio
Combining Balance Sheet
Nonmajor Special Revenue Funds
December 31, 2001

	Street Maintenance	State Highway	Permissive Motor Vehicle License	Police Pension
Assets				
Equity in Pooled Cash and Cash Equivalents	\$1,081,539	\$371,630	\$621,149	\$522,748
Receivables:				
Taxes	0	0	0	936,361
Accounts	0	0	0	0
Accrued Interest	4,251	1,692	0	0
Intergovernmental	351,201	28,380	100,133	17,925
<i>Total Assets</i>	<u>\$1,436,991</u>	<u>\$401,702</u>	<u>\$721,282</u>	<u>\$1,477,034</u>
Liabilities and Fund Balances				
Liabilities				
Accounts Payable	\$40,826	\$0	\$0	\$0
Accrued Wages and Benefits	4,144	0	0	0
Intergovernmental Payable	7,115	0	0	0
Deferred Revenue	204,369	16,569	59,933	954,286
<i>Total Liabilities</i>	<u>256,454</u>	<u>16,569</u>	<u>59,933</u>	<u>954,286</u>
Fund Balances				
Reserved for Encumbrances	194,470	0	50,873	0
Unreserved, Undesignated	986,067	385,133	610,476	522,748
<i>Total Fund Balances</i>	<u>1,180,537</u>	<u>385,133</u>	<u>661,349</u>	<u>522,748</u>
<i>Total Liabilities and Fund Balances</i>	<u>\$1,436,991</u>	<u>\$401,702</u>	<u>\$721,282</u>	<u>\$1,477,034</u>

<u>Fire Pension</u>	<u>Police and Fire Operating</u>	<u>Law Enforcement</u>	<u>Mandatory Drug Fines</u>	<u>Alcohol Education</u>	<u>Federal Equitable</u>	<u>Swimming Pool Operation</u>
\$189,059	\$778,676	\$45,421	\$18,682	\$29,110	\$390,881	\$98,974
325,778	366,750	0	0	0	0	0
0	0	0	0	0	0	0
0	0	0	0	0	384	0
17,924	53,705	0	0	1,088	0	0
<u>\$532,761</u>	<u>\$1,199,131</u>	<u>\$45,421</u>	<u>\$18,682</u>	<u>\$30,198</u>	<u>\$391,265</u>	<u>\$98,974</u>
\$0	\$0	\$0	\$307	\$0	\$0	\$3,249
0	19,178	0	0	0	0	19
0	6,807	0	0	0	0	0
343,702	420,455	0	0	0	0	0
343,702	446,440	0	307	0	0	3,268
0	0	0	0	0	0	11
189,059	752,691	45,421	18,375	30,198	391,265	95,695
189,059	752,691	45,421	18,375	30,198	391,265	95,706
<u>\$532,761</u>	<u>\$1,199,131</u>	<u>\$45,421</u>	<u>\$18,682</u>	<u>\$30,198</u>	<u>\$391,265</u>	<u>\$98,974</u>

(continued)

City of Westlake, Ohio
Combining Balance Sheet
Nonmajor Special Revenue Funds
December 31, 2001 (continued)

	Senior/ Community Service	Cemetery Operating	Cemetery Investment	Westlake/ Bay Ecological
Assets				
Equity in Pooled Cash and Cash Equivalents	\$28,779	\$82,507	\$352,621	\$153,804
Receivables:				
Taxes	0	0	0	0
Accounts	0	375	0	0
Accrued Interest	0	2,602	0	0
Intergovernmental	0	0	0	0
<i>Total Assets</i>	<u>\$28,779</u>	<u>\$85,484</u>	<u>\$352,621</u>	<u>\$153,804</u>
Liabilities and Fund Balances				
Liabilities				
Accounts Payable	\$1,147	\$1,027	\$0	\$0
Accrued Wages and Benefits	0	1,339	0	0
Intergovernmental Payable	0	2,731	0	0
Deferred Revenue	0	0	0	0
<i>Total Liabilities</i>	<u>1,147</u>	<u>5,097</u>	<u>0</u>	<u>0</u>
Fund Balances				
Reserved for Encumbrances	638	2,256	0	141
Unreserved, Undesignated	26,994	78,131	352,621	153,663
<i>Total Fund Balances</i>	<u>27,632</u>	<u>80,387</u>	<u>352,621</u>	<u>153,804</u>
<i>Total Liabilities and Fund Balances</i>	<u>\$28,779</u>	<u>\$85,484</u>	<u>\$352,621</u>	<u>\$153,804</u>

<u>Juvenile Diversion</u>	<u>Newsletter</u>	<u>Reserve for Compensated Absences</u>	<u>City Donations</u>	<u>Total Nonmajor Special Revenue Funds</u>
\$7,800	\$3,701	\$2,300,000	\$159,475	\$7,236,556
0	0	0	0	1,628,889
0	0	0	0	375
0	0	0	0	8,929
0	0	0	0	570,356
<u>\$7,800</u>	<u>\$3,701</u>	<u>\$2,300,000</u>	<u>\$159,475</u>	<u>\$9,445,105</u>
\$0	\$0	\$0	\$0	\$46,556
0	0	3,164	0	27,844
0	0	1,123	0	17,776
0	0	0	0	1,999,314
0	0	4,287	0	2,091,490
25	0	0	0	248,414
<u>7,775</u>	<u>3,701</u>	<u>2,295,713</u>	<u>159,475</u>	<u>7,105,201</u>
<u>7,800</u>	<u>3,701</u>	<u>2,295,713</u>	<u>159,475</u>	<u>7,353,615</u>
<u>\$7,800</u>	<u>\$3,701</u>	<u>\$2,300,000</u>	<u>\$159,475</u>	<u>\$9,445,105</u>

City of Westlake, Ohio
Combining Statement of Revenues, Expenditures and Changes in Fund Balances
Nonmajor Special Revenue Funds
For the Year Ended December 31, 2001

	Street Maintenance	State Highway	Permissive Motor Vehicle License	Police Pension
Revenues				
Property and Other Local Taxes	\$0	\$0	\$0	\$294,021
Charges for Services	0	0	0	0
Fines and Forfeitures	0	0	0	0
Intergovernmental	886,107	71,753	227,306	35,849
Interest	43,410	7,961	25,859	0
Donations	0	0	0	0
Miscellaneous	50	0	0	0
<i>Total Revenues</i>	<u>929,567</u>	<u>79,714</u>	<u>253,165</u>	<u>329,870</u>
Expenditures				
Current:				
General Government	0	0	0	0
Security of Persons and Property	0	0	0	393,074
Public Health Services	0	0	0	0
Transportation	930,882	0	24,863	0
Community Environment	0	0	0	0
Basic Utility Services	0	0	0	0
Leisure Time Activities	0	0	0	0
<i>Total Expenditures</i>	<u>930,882</u>	<u>0</u>	<u>24,863</u>	<u>393,074</u>
<i>Excess of Revenues Over (Under) Expenditures</i>	(1,315)	79,714	228,302	(63,204)
Other Financing Sources				
Transfers In	0	0	0	150,000
<i>Net Change in Fund Balances</i>	(1,315)	79,714	228,302	86,796
<i>Fund Balances Beginning of Year</i>	<u>1,181,852</u>	<u>305,419</u>	<u>433,047</u>	<u>435,952</u>
<i>Fund Balances End of Year</i>	<u>\$1,180,537</u>	<u>\$385,133</u>	<u>\$661,349</u>	<u>\$522,748</u>

Fire Pension	Police and Fire Operating	Law Enforcement	Mandatory Drug Fines	Alcohol Education	Federal Equitable
\$294,021	\$882,062	\$0	\$0	\$0	\$0
0	0	0	0	0	0
0	0	0	18,123	0	0
35,849	107,547	0	0	7,707	0
0	0	0	0	0	12,797
0	0	0	0	0	0
0	0	17,710	0	0	0
<u>329,870</u>	<u>989,609</u>	<u>17,710</u>	<u>18,123</u>	<u>7,707</u>	<u>12,797</u>
0	0	0	0	0	0
399,444	815,166	33,405	19,176	761	113,819
0	0	0	0	0	0
0	0	0	0	0	0
0	0	0	0	0	0
0	0	0	0	0	0
0	0	0	0	0	0
<u>399,444</u>	<u>815,166</u>	<u>33,405</u>	<u>19,176</u>	<u>761</u>	<u>113,819</u>
(69,574)	174,443	(15,695)	(1,053)	6,946	(101,022)
<u>250,000</u>	<u>0</u>	<u>0</u>	<u>0</u>	<u>0</u>	<u>0</u>
180,426	174,443	(15,695)	(1,053)	6,946	(101,022)
<u>8,633</u>	<u>578,248</u>	<u>61,116</u>	<u>19,428</u>	<u>23,252</u>	<u>492,287</u>
<u>\$189,059</u>	<u>\$752,691</u>	<u>\$45,421</u>	<u>\$18,375</u>	<u>\$30,198</u>	<u>\$391,265</u>

(continued)

City of Westlake, Ohio
Combining Statement of Revenues, Expenditures and Changes in Fund Balances
Nonmajor Special Revenue Funds (continued)
For the Year Ended December 31, 2001

	Swimming Pool Operation	Senior/ Community Service	Cemetery Operating	Cemetery Investment
Revenues				
Property and Other Local Taxes	\$0	\$0	\$0	\$0
Charges for Services	164,001	63,326	15,790	15,600
Fines and Forfeitures	0	0	0	0
Intergovernmental	0	0	0	0
Interest	0	0	18,057	0
Donations	0	0	0	0
Miscellaneous	154	0	0	0
<i>Total Revenues</i>	<u>164,155</u>	<u>63,326</u>	<u>33,847</u>	<u>15,600</u>
Expenditures				
Current:				
General Government	0	0	0	0
Security of Persons and Property	0	0	0	0
Public Health Services	0	62,961	111,304	750
Transportation	0	0	0	0
Community Environment	0	0	0	0
Basic Utility Services	0	0	0	0
Leisure Time Activities	211,059	0	0	0
<i>Total Expenditures</i>	<u>211,059</u>	<u>62,961</u>	<u>111,304</u>	<u>750</u>
<i>Excess of Revenues Over (Under) Expenditures</i>	(46,904)	365	(77,457)	14,850
Other Financing Sources				
Transfers In	0	0	100,000	0
<i>Net Change in Fund Balances</i>	(46,904)	365	22,543	14,850
<i>Fund Balances Beginning of Year</i>	<u>142,610</u>	<u>27,267</u>	<u>57,844</u>	<u>337,771</u>
<i>Fund Balances End of Year</i>	<u>\$95,706</u>	<u>\$27,632</u>	<u>\$80,387</u>	<u>\$352,621</u>

Westlake/ Bay Ecological	Juvenile Diversion	Newsletter	Reserve for Compensated Absences	City Donations	Total Nonmajor Special Revenue Funds
\$0	\$0	\$0	\$0	\$0	\$1,470,104
69,549	0	0	0	0	328,266
0	12,000	0	0	0	30,123
0	0	0	0	0	1,372,118
0	0	0	0	0	108,084
0	0	375	0	73,257	73,632
0	0	0	0	0	17,914
<u>69,549</u>	<u>12,000</u>	<u>375</u>	<u>0</u>	<u>73,257</u>	<u>3,400,241</u>
0	0	0	4,287	0	4,287
0	4,200	0	0	0	1,779,045
0	0	0	0	0	175,015
0	0	0	0	0	955,745
0	0	0	0	39,824	39,824
40,477	0	0	0	0	40,477
0	0	0	0	0	211,059
<u>40,477</u>	<u>4,200</u>	<u>0</u>	<u>4,287</u>	<u>39,824</u>	<u>3,205,452</u>
29,072	7,800	375	(4,287)	33,433	194,789
0	0	0	2,300,000	0	2,800,000
29,072	7,800	375	2,295,713	33,433	2,994,789
124,732	0	3,326	0	126,042	4,358,826
<u>\$153,804</u>	<u>\$7,800</u>	<u>\$3,701</u>	<u>\$2,295,713</u>	<u>\$159,475</u>	<u>\$7,353,615</u>

City of Westlake, Ohio
Combining Balance Sheet
Nonmajor Debt Services Funds
December 31, 2001

	General Obligation Bond Retirement	Special Assessment Bond Retirement	Issue II Bond Retirement	Total Nonmajor Debt Service Funds
Assets				
Equity in Pooled Cash and Cash Equivalents	\$695,556	\$173,773	\$133,078	\$1,002,407
Cash and Cash Equivalents with Fiscal Agents	71,300	0	29,788	101,088
Receivables:				
Taxes	1,639,963	0	484,183	2,124,146
Special Assessments	0	2,208,000	0	2,208,000
Intergovernmental	77,448	0	0	77,448
<i>Total Assets</i>	<u>\$2,484,267</u>	<u>\$2,381,773</u>	<u>\$647,049</u>	<u>\$5,513,089</u>
Liabilities and Fund Balances				
Liabilities				
Deferred Revenue	\$1,575,711	\$2,208,000	\$192,583	\$3,976,294
Matured Bonds and Interest Payable	71,300	0	29,788	101,088
<i>Total Liabilities</i>	1,647,011	2,208,000	222,371	4,077,382
Fund Balances				
Unreserved, Undesignated	837,256	173,773	424,678	1,435,707
<i>Total Liabilities and Fund Balances</i>	<u>\$2,484,267</u>	<u>\$2,381,773</u>	<u>\$647,049</u>	<u>\$5,513,089</u>

City of Westlake, Ohio
Combining Statement of Revenues, Expenditures and Changes in Fund Balances
Nonmajor Debt Service Funds
For the Year Ended December 31, 2001

	General Obligation Bond Retirement	Special Assessment Bond Retirement	Issue II Bond Retirement	Total Nonmajor Debt Service Funds
Revenues				
Property and Other Local Taxes	\$1,274,093	\$0	\$0	\$1,274,093
Municipal Income Taxes	861,623	0	1,818,761	2,680,384
Special Assessments	0	325,453	0	325,453
Intergovernmental	155,348	0	0	155,348
Interest	0	192,267	0	192,267
<i>Total Revenues</i>	<u>2,291,064</u>	<u>517,720</u>	<u>1,818,761</u>	<u>4,627,545</u>
Expenditures				
Debt Service:				
Principal Retirement	1,204,000	325,453	1,285,000	2,814,453
Interest and Fiscal Charges	1,179,536	115,980	460,454	1,755,970
<i>Total Expenditures</i>	<u>2,383,536</u>	<u>441,433</u>	<u>1,745,454</u>	<u>4,570,423</u>
<i>Excess of Revenues Over (Under) Expenditures</i>	(92,472)	76,287	73,307	57,122
Other Financing Sources				
Transfers In	187,834	0	0	187,834
<i>Net Change in Fund Balances</i>	95,362	76,287	73,307	244,956
<i>Fund Balances Beginning of Year</i>	<u>741,894</u>	<u>97,486</u>	<u>351,371</u>	<u>1,190,751</u>
<i>Fund Balances End of Year</i>	<u><u>\$837,256</u></u>	<u><u>\$173,773</u></u>	<u><u>\$424,678</u></u>	<u><u>\$1,435,707</u></u>

City of Westlake, Ohio
Combining Balance Sheet
Nonmajor Capital Projects Funds
December 31, 2001

	Storm Drainage	Grants	Park Improvement	Impact Fees
Assets				
Equity in Pooled Cash and Cash Equivalents	\$4,151,244	\$304,804	\$146,821	\$1,210,497
Receivables:				
Taxes	0	0	0	0
Accrued Interest	53,471	0	9,154	0
<i>Total Assets</i>	<u>\$4,204,715</u>	<u>\$304,804</u>	<u>\$155,975</u>	<u>\$1,210,497</u>
 Liabilities and Fund Balances				
Liabilities				
Accounts Payable	\$0	\$0	\$0	\$175
Deferred Revenue	0	0	0	0
Advances From Other Funds	0	0	0	0
Interfund Payable	0	0	0	0
Accrued Interest Payable	0	0	0	0
Notes Payable	0	0	0	0
<i>Total Liabilities</i>	<u>0</u>	<u>0</u>	<u>0</u>	<u>175</u>
 Fund Balances				
Reserved for Encumbrances	47,669	0	0	70,862
Unreserved, Undesignated (Deficit)	4,157,046	304,804	155,975	1,139,460
<i>Total Fund Balances (Deficit)</i>	<u>4,204,715</u>	<u>304,804</u>	<u>155,975</u>	<u>1,210,322</u>
<i>Total Liabilities and Fund Balances</i>	<u>\$4,204,715</u>	<u>\$304,804</u>	<u>\$155,975</u>	<u>\$1,210,497</u>

Sidewalks	Recreation Center Construction	Recreation Center Bond Construction	Service Center Construction	Total Nonmajor Capital Projects Funds
\$1,275,234	\$65,821	\$50,000	\$1,000,000	\$8,204,421
0	47,646	0	0	47,646
0	0	0	0	62,625
\$1,275,234	\$113,467	\$50,000	\$1,000,000	\$8,314,692
\$0	\$0	\$0	\$0	\$175
0	9,922	0	0	9,922
1,155,000	0	0	0	1,155,000
75,000	0	0	0	75,000
897	0	0	0	897
525,000	0	0	0	525,000
1,755,897	9,922	0	0	1,765,994
139,632	0	50,000	0	308,163
(620,295)	103,545	0	1,000,000	6,240,535
(480,663)	103,545	50,000	1,000,000	6,548,698
\$1,275,234	\$113,467	\$50,000	\$1,000,000	\$8,314,692

City of Westlake, Ohio
Combining Statement of Revenues, Expenditures and Changes in Fund Balances
Nonmajor Capital Projects Funds
For the Year Ended December 31, 2001

	Storm Drainage	Grants	Park Improvement	Impact Fees
Revenues				
Municipal Income Taxes	\$0	\$0	\$0	\$0
Licenses, Permits and Fees	289,379	0	0	126,228
Intergovernmental	0	246,895	0	0
Interest	254,970	0	9,154	42,248
Other	355	0	0	0
<i>Total Revenues</i>	<u>544,704</u>	<u>246,895</u>	<u>9,154</u>	<u>168,476</u>
Expenditures				
Capital Outlay	174,517	200,000	0	115,348
Debt Service:				
Interest and Fiscal Charges	<u>0</u>	<u>0</u>	<u>0</u>	<u>0</u>
<i>Total Expenditures</i>	<u>174,517</u>	<u>200,000</u>	<u>0</u>	<u>115,348</u>
<i>Excess of Revenues Over (Under) Expenditures</i>	<u>370,187</u>	<u>46,895</u>	<u>9,154</u>	<u>53,128</u>
Other Financing Sources				
Proceeds of Bonds	0	0	0	0
Transfers In	<u>0</u>	<u>0</u>	<u>0</u>	<u>0</u>
<i>Total Other Financing Sources</i>	<u>0</u>	<u>0</u>	<u>0</u>	<u>0</u>
<i>Net Change in Fund Balances</i>	370,187	46,895	9,154	53,128
<i>Fund Balances (Deficit) Beginning of Year</i>	<u>3,834,528</u>	<u>257,909</u>	<u>146,821</u>	<u>1,157,194</u>
<i>Fund Balances (Deficit) End of Year</i>	<u><u>\$4,204,715</u></u>	<u><u>\$304,804</u></u>	<u><u>\$155,975</u></u>	<u><u>\$1,210,322</u></u>

Sidewalks	Recreation Center Construction	Recreation Center Bond Construction	Service Center Construction	Total Nonmajor Capital Projects Funds
\$0	\$196,813	\$0	\$0	\$196,813
0	0	0	0	415,607
22,695	0	0	0	269,590
817	21,125	1,406	0	329,720
141	32,592	0	0	33,088
<u>23,653</u>	<u>250,530</u>	<u>1,406</u>	<u>0</u>	<u>1,244,818</u>
35,206	38,150	0	0	563,221
<u>17,241</u>	<u>0</u>	<u>0</u>	<u>0</u>	<u>17,241</u>
52,447	38,150	0	0	580,462
<u>(28,794)</u>	<u>212,380</u>	<u>1,406</u>	<u>0</u>	<u>664,356</u>
310,000	0	0	0	310,000
<u>0</u>	<u>0</u>	<u>0</u>	<u>1,000,000</u>	<u>1,000,000</u>
<u>310,000</u>	<u>0</u>	<u>0</u>	<u>1,000,000</u>	<u>1,310,000</u>
281,206	212,380	1,406	1,000,000	1,974,356
<u>(761,869)</u>	<u>(108,835)</u>	<u>48,594</u>	<u>0</u>	<u>4,574,342</u>
<u>(\$480,663)</u>	<u>\$103,545</u>	<u>\$50,000</u>	<u>\$1,000,000</u>	<u>\$6,548,698</u>

Combining Statements – Agency Funds

Fiduciary Funds

Fiduciary fund reporting focuses on net assets and changes in net assets. The fiduciary fund category is split into four classifications: pension trust funds, private purpose trust funds and agency funds. Trust funds are used to account for assets held by the City under a trust agreement for individuals, private organizations, or other governments and are therefore not available to support the City's own programs. The City's only trust fund is the Unclaimed Monies private purpose trust. Agency funds are purely custodial (assets equal liabilities) and thus do not involve measurement of results of operations.

Private Purpose Trust Fund

Unclaimed Monies Fund – To account for monies that have been unclaimed.

Agency Funds

Escrow Storm Drainage Fund – The City serves as the collecting and disbursing agent under a contract to construct a storm drainage ditch for certain properties within the City.

Deposits Fund – This fund accounts for deposits from various contractors, developers or individuals to insure compliance with City Ordinances. These monies are returned when the work is completed.

City of Westlake, Ohio
Combining Statement of Assets and Liabilities
Agency Funds
December 31, 2001

	Escrow Storm Drainage	Deposits	Total
Assets			
Equity in Pooled Cash and Cash Equivalents	\$5,837	\$1,792,914	\$1,798,751
Liabilities			
Undistributed Monies	5,837	114,192	120,029
Deposits Held and Due to Others	0	1,678,722	1,678,722
<i>Total Liabilities</i>	\$5,837	\$1,792,914	\$1,798,751

City of Westlake, Ohio
Combining Statement of Changes in Assets and Liabilities
Agency Funds
For the Year Ended December 31, 2001

	Balance 12/31/00	Additions	Reductions	Balance 12/31/01
<i>Escrow Storm Drainage</i>				
Assets				
Cash and Cash Equivalents	\$5,837	\$0	\$0	\$5,837
Liabilities				
Undistributed Monies	\$5,837	\$0	\$0	\$5,837
 <i>Deposits</i>				
Assets				
Cash and Cash Equivalents	\$1,785,130	\$775,250	\$767,466	\$1,792,914
Liabilities				
Due to Other Funds	\$20,519	\$0	\$20,519	\$0
Undistributed Monies	114,192	0	0	114,192
Deposits Held and Due to Others	1,650,419	795,769	767,466	1,678,722
<i>Total Liabilities</i>	\$1,785,130	\$795,769	\$787,985	\$1,792,914
 <i>Totals - All Agency Funds</i>				
Assets				
Equity in Pooled Cash and Cash Equivalents	\$1,790,967	\$775,250	\$767,466	\$1,798,751
Liabilities				
Due to Other Funds	20,519	0	20,519	0
Undistributed Monies	120,029	0	0	120,029
Deposits Held and Due to Others	1,650,419	795,769	767,466	1,678,722
<i>Total Liabilities</i>	\$1,790,967	\$795,769	\$787,985	\$1,798,751

*Individual Fund Schedules of Revenues, Expenditures/Expenses
and Changes in Fund Balances – Budget (Non-GAAP Basis) and Actual*

City of Westlake, Ohio
Schedule of Revenues, Expenditures and Changes
in Fund Balance - Budget (Non-GAAP Basis) and Actual
General Fund
For the Year Ended December 31, 2001

	Budgeted Amounts		Actual	Variance with Final Budget Positive (Negative)
	Original	Final		
Revenues				
Property and Other Local Taxes	\$7,163,520	\$7,921,437	\$7,804,943	(\$116,494)
Municipal Income Taxes	9,895,880	9,390,000	9,834,762	444,762
Charges for Services	104,901	116,000	160,546	44,546
Licenses, Permits and Fees	683,667	756,000	723,415	(32,585)
Fines and Forfeitures	207,089	229,000	250,772	21,772
Intergovernmental	3,838,135	2,691,330	3,451,505	760,175
Interest	1,718,209	1,900,000	2,765,683	865,683
Rentals	27,130	30,000	44,820	14,820
Miscellaneous	86,824	96,010	497,167	401,157
<i>Total Revenues</i>	<u>23,725,355</u>	<u>23,129,777</u>	<u>25,533,613</u>	<u>2,403,836</u>
Expenditures				
Current:				
General Government				
Council				
Salaries	137,500	137,500	135,972	1,528
Fringe Benefits	35,785	35,785	33,132	2,653
Contractual Services	20,600	20,600	15,638	4,962
Materials and Supplies	7,300	7,300	1,812	5,488
Capital Outlay	4,500	4,500	0	4,500
Other	9,900	9,900	1,332	8,568
Total Council	<u>215,585</u>	<u>215,585</u>	<u>187,886</u>	<u>27,699</u>
Mayor				
Salaries	179,000	179,000	161,279	17,721
Fringe Benefits	38,948	38,948	36,991	1,957
Contractual Services	18,500	18,500	12,020	6,480
Materials and Supplies	5,500	5,500	2,836	2,664
Capital Outlay	6,000	6,000	1,938	4,062
Other	12,574	12,574	11,232	1,342
Total Mayor	<u>260,522</u>	<u>260,522</u>	<u>226,296</u>	<u>34,226</u>
Finance Department				
Salaries	289,500	289,500	265,787	23,713
Fringe Benefits	79,382	84,251	63,332	20,919
Contractual Services	357,324	374,200	373,512	688
Materials and Supplies	15,468	16,202	13,221	2,981
Capital Outlay	2,356	2,500	987	1,513
Other	6,124	6,500	5,737	763
Total Finance Department	<u>\$750,154</u>	<u>\$773,153</u>	<u>\$722,576</u>	<u>\$50,577</u>

(continued)

City of Westlake, Ohio
Schedule of Revenues, Expenditures and Changes
in Fund Balance - Budget (Non-GAAP Basis) and Actual
General Fund (continued)
For the Year Ended December 31, 2001

	Budgeted Amounts			Variance with Final Budget Positive (Negative)
	Original	Final	Actual	
Law Department				
Salaries	\$290,500	\$290,500	\$268,623	\$21,877
Fringe Benefits	60,323	76,821	73,999	2,822
Contractual Services	82,429	113,173	82,861	30,312
Materials and Supplies	2,380	3,100	1,339	1,761
Capital Outlay	2,549	3,500	0	3,500
Other	2,913	4,000	3,684	316
Total Law Department	441,094	491,094	430,506	60,588
Purchasing				
Salaries	133,400	133,400	126,145	7,255
Fringe Benefits	39,347	39,347	31,299	8,048
Contractual Services	8,000	8,000	4,788	3,212
Materials and Supplies	6,370	6,370	4,800	1,570
Capital Outlay	19,542	19,542	16,964	2,578
Total Purchasing	206,659	206,659	183,996	22,663
Civil Service				
Salaries	1,000	1,000	575	425
Fringe Benefits	207	207	93	114
Contractual Services	13,700	13,700	8,236	5,464
Material and Supplies	300	300	236	64
Other	1,500	1,500	693	807
Total Civil Service	16,707	16,707	9,833	6,874
Engineering				
Salaries	553,100	300,400	280,582	19,818
Fringe Benefits	89,526	173,400	147,723	25,677
Contractual Services	138,852	293,100	176,360	116,740
Material and Supplies	7,679	16,191	15,382	809
Capital Outlay	6,462	13,880	13,765	115
Other	2,444	5,202	5,089	113
Total Engineering	798,063	802,173	638,901	163,272
Building Maintenance				
Salaries	79,000	79,000	48,839	30,161
Fringe Benefits	24,266	24,266	11,802	12,464
Contractual Services	237,085	337,085	246,093	90,992
Material and Supplies	27,200	27,200	23,277	3,923
Capital Outlay	10,144	10,144	9,645	499
Other	5,646	5,646	2,566	3,080
Total Building Maintenance	\$383,341	\$483,341	\$342,222	\$141,119

(continued)

City of Westlake, Ohio
Schedule of Revenues, Expenditures and Changes
in Fund Balance - Budget (Non-GAAP Basis) and Actual
General Fund (continued)
For the Year Ended December 31, 2001

	<u>Budgeted Amounts</u>			Variance with Final Budget Positive (Negative)
	<u>Original</u>	<u>Final</u>	<u>Actual</u>	
Miscellaneous				
Salaries	\$128,000	\$68,000	\$45,414	\$22,586
Fringe Benefits	362,981	369,397	279,412	89,985
Contractual Services	4,005,457	4,084,000	3,758,916	325,084
Material and Supplies	29,129	28,842	7,179	21,663
Capital Outlay	88,267	90,000	19,714	70,286
Other	174,466	169,061	68,786	100,275
Total Miscellaneous	4,788,300	4,809,300	4,179,421	629,879
Equipment Replacement				
Salaries	0	9,200	9,168	32
Capital Outlay	2,137,674	2,152,974	1,501,777	651,197
Total Equipment Replacement	2,137,674	2,162,174	1,510,945	651,229
Cable TV				
Capital Outlay	479,954	479,954	51,082	428,872
Charter Review				
Fringe Benefits	91	91	91	0
Contracts				
Contractual Services	1,627,236	1,690,236	1,371,653	318,583
Total General Government	12,105,380	12,390,989	9,855,408	2,535,581
Security of Persons and Property				
Police Department				
Salaries	3,539,100	3,542,100	3,320,488	221,612
Fringe Benefits	663,680	669,446	560,442	109,004
Contractual Services	429,711	427,719	389,965	37,754
Materials and Supplies	22,782	23,123	20,636	2,487
Capital Outlay	64,008	61,266	55,647	5,619
Other	20,791	19,418	18,783	635
Total Police Department	4,740,072	4,743,072	4,365,961	377,111
Fire Department				
Salaries	2,321,800	2,321,800	2,219,371	102,429
Fringe Benefits	346,792	346,792	309,803	36,989
Contractual Services	272,768	272,768	251,437	21,331
Materials and Supplies	35,087	35,087	29,453	5,634
Capital Outlay	141,868	141,868	103,938	37,930
Other	1,750	1,750	1,247	503
Total Fire Department	\$3,120,065	\$3,120,065	\$2,915,249	\$204,816

(continued)

City of Westlake, Ohio
Schedule of Revenues, Expenditures and Changes
in Fund Balance - Budget (Non-GAAP Basis) and Actual
General Fund (continued)
For the Year Ended December 31, 2001

	Budgeted Amounts			Variance with Final Budget Positive (Negative)
	Original	Final	Actual	
Safety Town				
Salaries	\$5,800	\$5,800	\$4,474	\$1,326
Fringe Benefits	700	700	671	29
Other	4,300	4,300	4,245	55
Total Safety Town	10,800	10,800	9,390	1,410
Total Security of Persons and Property	7,870,937	7,873,937	7,290,600	583,337
Public Health Services				
Senior/Community				
Salaries	261,800	261,800	247,215	14,585
Fringe Benefits	61,619	61,619	50,072	11,547
Contractual Services	54,300	54,300	39,279	15,021
Materials and Supplies	13,450	13,450	11,236	2,214
Capital Outlay	30,288	30,288	28,855	1,433
Other	6,117	6,117	5,008	1,109
Total Public Health Services	427,574	427,574	381,665	45,909
Transportation				
Service Director				
Salaries	201,600	201,600	191,011	10,589
Fringe Benefits	49,128	49,128	41,127	8,001
Materials and Supplies	2,100	2,100	1,490	610
Contractual Services	8,030	8,030	3,464	4,566
Capital Outlay	1,800	1,700	1,692	8
Other	1,948	1,948	1,248	700
Total Service Director	264,606	264,506	240,032	24,474
City Service				
Salaries	639,500	650,500	617,501	32,999
Fringe Benefits	215,198	216,082	211,095	4,987
Materials and Supplies	115,743	113,058	109,496	3,562
Contractual Services	111,079	113,077	104,391	8,686
Capital Outlay	35,328	35,571	35,253	318
Other	16,468	16,028	9,433	6,595
Total City Service	1,133,316	1,144,316	1,087,169	57,147
Snow Removal				
Salaries	142,600	142,600	79,410	63,190
Fringe Benefits	25,146	25,146	15,349	9,797
Contractual Services	11,200	11,200	10,486	714
Total Snow Removal	178,946	178,946	105,245	73,701
Total Transportation	\$1,576,868	\$1,587,768	\$1,432,446	\$155,322 (continued)

City of Westlake, Ohio
Schedule of Revenues, Expenditures and Changes
in Fund Balance - Budget (Non-GAAP Basis) and Actual
General Fund (continued)
For the Year Ended December 31, 2001

	Budgeted Amounts			Variance with Final Budget Positive (Negative)
	Original	Final	Actual	
Community Environment				
Planning				
Salaries	\$228,000	\$228,000	\$206,032	\$21,968
Fringe Benefits	59,327	59,327	53,307	6,020
Contractual Services	38,531	38,531	31,340	7,191
Materials and Supplies	13,200	13,200	8,985	4,215
Capital Outlay	6,000	6,000	2,402	3,598
Other	3,061	3,061	437	2,624
Total Planning	348,119	348,119	302,503	45,616
Zoning				
Salaries	600	600	308	292
Fringe Benefits	103	103	45	58
Contractual Services	2,500	2,500	1,695	805
Materials and Supplies	900	900	424	476
Other	200	200	0	200
Total Zoning	4,303	4,303	2,472	1,831
Board of Building Standards				
Salaries	300	300	0	300
Fringe Benefits	100	100	0	100
Contractual Services	500	500	0	500
Materials and Supplies	500	500	3	497
Other	200	200	0	200
Total Board of Building Standards	1,600	1,600	3	1,597
Inspection				
Salaries	567,500	567,500	508,983	58,517
Fringe Benefits	152,526	152,526	139,721	12,805
Contractual Services	25,492	25,492	14,752	10,740
Materials and Supplies	11,100	11,100	8,666	2,434
Capital Outlay	5,000	5,000	1,218	3,782
Other	3,547	3,547	1,185	2,362
Total Inspection	765,165	765,165	674,525	90,640
Architect				
Contractual Services	75,000	75,000	49,682	25,318
<i>Total Community Environment</i>	1,194,187	1,194,187	1,029,185	165,002
Basic Utility Services				
Forester				
Salaries	86,900	86,900	85,836	1,064
Fringe Benefits	31,881	31,881	31,549	332
Contractual Services	2,150	2,150	2,150	0
Materials and Supplies	12,675	12,675	12,482	193
Other	6,595	6,595	5,054	1,541
Total Forester	\$140,201	\$140,201	\$137,071	\$3,130

(continued)

City of Westlake, Ohio
Schedule of Revenues, Expenditures and Changes
in Fund Balance - Budget (Non-GAAP Basis) and Actual
General Fund (continued)
For the Year Ended December 31, 2001

	Budgeted Amounts			Variance with Final Budget Positive (Negative)
	Original	Final	Actual	
Storm Drainage				
Salaries	\$22,000	\$22,000	\$11,950	\$10,050
Fringe Benefits	9,567	9,567	6,386	3,181
Contractual Services	32,400	32,400	20,185	12,215
Materials and Supplies	1,115	1,115	171	944
Capital Outlay	80,682	80,682	57,379	23,303
Other	4,000	4,000	2,609	1,391
Total Storm Drainage	149,764	149,764	98,680	51,084
Rubbish				
Salaries	340,700	340,700	333,468	7,232
Fringe Benefits	124,047	124,047	100,056	23,991
Contractual Services	424,400	424,400	410,847	13,553
Materials and Supplies	62,400	62,400	61,711	689
Capital Outlay	100,460	100,460	94,413	6,047
Other	8,431	8,431	5,419	3,012
Total Rubbish	1,060,438	1,060,438	1,005,914	54,524
Recycling Program				
Salaries	251,900	267,900	249,132	18,768
Fringe Benefits	83,569	85,825	83,470	2,355
Contractual Services	7,110	7,700	274	7,426
Capital Outlay	55,399	60,000	0	60,000
Other	1,847	2,000	506	1,494
Total Recycling Program	399,825	423,425	333,382	90,043
Leaf Pick-Up				
Salaries	130,900	130,900	111,237	19,663
Fringe Benefits	120,188	120,188	85,035	35,153
Contractual Services	21,295	21,295	21,227	68
Other	280	280	240	40
Total Leaf Pick-Up	272,663	272,663	217,739	54,924
<i>Total Basic Utility Services</i>	2,022,891	2,046,491	1,792,786	253,705
Leisure Time Activities				
Ranney Park				
Salaries	5,000	5,000	0	5,000
Fringe Benefits	700	700	0	700
Contractual Services	4,600	4,600	2,574	2,026
Capital Outlay	6,025	6,025	6,014	11
Other	1,775	1,775	1,726	49
Total Ranney Park	\$18,100	\$18,100	\$10,314	\$7,786

(continued)

City of Westlake, Ohio
Schedule of Revenues, Expenditures and Changes
in Fund Balance - Budget (Non-GAAP Basis) and Actual
General Fund (continued)
For the Year Ended December 31, 2001

	Budgeted Amounts			Variance with Final Budget Positive (Negative)
	Original	Final	Actual	
Bradley Road Nature Park				
Salaries	\$1,100	\$1,100	\$0	\$1,100
Fringe Benefits	300	300	0	300
Contractual Services	7,155	7,155	6,755	400
Capital Outlay	3,430	3,430	3,420	10
Other	750	750	670	80
Total Bradley Road Nature Park	12,735	12,735	10,845	1,890
Recreation				
Salaries	141,500	141,500	141,240	260
Fringe Benefits	41,800	41,800	37,577	4,223
Contractual Services	100,500	100,500	94,008	6,492
Materials and Supplies	4,900	4,900	4,321	579
Capital Outlay	2,500	2,500	424	2,076
Total Recreation	291,200	291,200	277,570	13,630
Park				
Salaries	181,000	181,000	136,894	44,106
Fringe Benefits	62,495	64,863	42,808	22,055
Contractual Services	46,450	48,675	34,475	14,200
Materials and Supplies	6,024	5,900	5,158	742
Capital Outlay	5,735	6,125	5,133	992
Other	3,635	3,775	2,350	1,425
Total Park	305,339	310,338	226,818	83,520
<i>Total Leisure Time Activities</i>	<i>627,374</i>	<i>632,373</i>	<i>525,547</i>	<i>106,826</i>
<i>Total Expenditures</i>	<i>25,825,211</i>	<i>26,153,319</i>	<i>22,307,637</i>	<i>3,845,682</i>
<i>Excess of Revenues Over (Under) Expenditures</i>	<i>(2,099,856)</i>	<i>(3,023,542)</i>	<i>3,225,976</i>	<i>6,249,518</i>
Other Financing Sources (Uses)				
Advances - In	4,354,305	4,815,000	4,815,000	0
Advances - Out	(375,000)	(375,000)	(375,000)	0
Operating Transfers - Out	(3,500,000)	(6,800,000)	(6,800,000)	0
<i>Total Other Sources (Uses)</i>	<i>479,305</i>	<i>(2,360,000)</i>	<i>(2,360,000)</i>	<i>0</i>
<i>Net Change in Fund Balance</i>	<i>(1,620,551)</i>	<i>(5,383,542)</i>	<i>865,976</i>	<i>6,249,518</i>
<i>Fund Balance Beginning of Year</i>	<i>15,471,407</i>	<i>15,471,407</i>	<i>15,471,407</i>	<i>0</i>
Prior Year Encumbrances Appropriated	740,419	740,419	740,419	0
<i>Fund Balance End of Year</i>	<i>\$14,591,275</i>	<i>\$10,828,284</i>	<i>\$17,077,802</i>	<i>\$6,249,518</i>

City of Westlake, Ohio
Schedule of Revenues, Expenditures and Changes
in Fund Balance - Budget (Non-GAAP Basis) and Actual
Recreation Fund
For the Year Ended December 31, 2001

	Budgeted Amounts		Actual	Variance with Final Budget Positive (Negative)
	Original	Final		
Revenues				
Municipal Income Taxes	\$250,000	\$250,000	\$250,000	\$0
Charges for Services	1,685,000	1,685,000	1,466,201	(218,799)
Licenses, Permits and Fees	5,000	5,000	6,195	1,195
Interest	14,500	14,500	26,458	11,958
Rentals	37,500	37,500	44,472	6,972
Miscellaneous	8,000	8,000	6,126	(1,874)
<i>Total Revenues</i>	2,000,000	2,000,000	1,799,452	(200,548)
Expenditures				
Current:				
Leisure Time Activities:				
Recreation:				
Salaries	1,001,000	1,001,000	927,406	73,594
Fringe Benefits	237,663	260,746	217,395	43,351
Contractual Services	677,172	770,443	638,064	132,379
Materials and Supplies	64,794	74,718	57,427	17,291
Capital Outlay	25,429	25,717	21,487	4,230
Other	37,076	43,311	30,124	13,187
<i>Total Expenditures</i>	2,043,134	2,175,935	1,891,903	284,032
<i>Net Change in Fund Balance</i>	(43,134)	(175,935)	(92,451)	83,484
<i>Fund Balance Beginning of Year</i>	557,496	557,496	557,496	0
Prior Year Encumbrances Appropriated	57,484	57,484	57,484	0
<i>Fund Balance End of Year</i>	\$571,846	\$439,045	\$522,529	\$83,484

City of Westlake, Ohio
Schedule of Revenues, Expenditures and Changes
in Fund Balance - Budget (Non-GAAP Basis) and Actual
Sanitary Sewer Improvement Fund
For the Year Ended December 31, 2001

	<u>Budgeted Amounts</u>			Variance with Final Budget Positive (Negative)
	<u>Original</u>	<u>Final</u>	<u>Actual</u>	
Revenues				
Intergovernmental	\$336,667	\$785,589	\$393,792	(\$391,797)
Interest	0	0	233	233
<i>Total Revenues</i>	<u>336,667</u>	<u>785,589</u>	<u>394,025</u>	<u>(391,564)</u>
Expenditures				
Capital Outlay:				
Sanitary Sewer Improvement:				
Salaries	130,000	0	0	0
Contractual Services	171,505	190,000	7,552	182,448
Capital Outlay	2,271,505	2,402,692	102,692	2,300,000
Other	67,699	75,000	11,914	63,086
Total Capital Outlay	<u>2,640,709</u>	<u>2,667,692</u>	<u>122,158</u>	<u>2,545,534</u>
Debt Service:				
Principal Retirement	197,682	219,000	219,000	0
Interest and Fiscal Charges	6,770	7,500	4,221	3,279
Total Debt Service	<u>204,452</u>	<u>226,500</u>	<u>223,221</u>	<u>3,279</u>
<i>Total Expenditures</i>	<u>2,845,161</u>	<u>2,894,192</u>	<u>345,379</u>	<u>2,548,813</u>
<i>Excess of Revenues Over (Under) Expenditures</i>	<u>(2,508,494)</u>	<u>(2,108,603)</u>	<u>48,646</u>	<u>2,157,249</u>
Other Financing Sources (Uses)				
Proceeds of Bonds	71,654	87,000	101,000	14,000
Proceeds of Notes	86,479	105,000	99,000	(6,000)
Advances Out	(519,029)	(575,000)	(575,000)	0
<i>Total Other Financing Sources (Uses)</i>	<u>(360,896)</u>	<u>(383,000)</u>	<u>(375,000)</u>	<u>8,000</u>
<i>Net Change in Fund Balance</i>	<u>(2,869,390)</u>	<u>(2,491,603)</u>	<u>(326,354)</u>	<u>2,165,249</u>
<i>Fund Balance Beginning of Year</i>	2,963,034	2,963,034	2,963,034	0
Prior Year Encumbrances Appropriated	<u>102,692</u>	<u>102,692</u>	<u>102,692</u>	<u>0</u>
<i>Fund Balance End of Year</i>	<u>\$196,336</u>	<u>\$574,123</u>	<u>\$2,739,372</u>	<u>\$2,165,249</u>

City of Westlake, Ohio
Schedule of Revenues, Expenditures and Changes
in Fund Balance - Budget (Non-GAAP Basis) and Actual
Bradley Sewer Fund
For the Year Ended December 31, 2001

	Budgeted Amounts			Variance with Final Budget Positive (Negative)
	Original	Final	Actual	
Revenues				
Intergovernmental	\$3,185,398	\$3,185,750	\$2,521,513	(\$664,237)
Interest	0	0	816	816
<i>Total Revenues</i>	<u>3,185,398</u>	<u>3,185,750</u>	<u>2,522,329</u>	<u>(663,421)</u>
Expenditures				
Capital Outlay:				
Bradley Sewer Improvement:				
Contractual Services	17,333	18,815	2,110	16,705
Capital Outlay	555,972	603,493	106,020	497,473
Other	27,638	30,000	20,597	9,403
Total Capital Outlay	<u>600,943</u>	<u>652,308</u>	<u>128,727</u>	<u>523,581</u>
Debt Service:				
Principal Retirement	800,572	869,000	869,000	0
Interest and Fiscal Charges	26,072	28,300	27,484	816
Total Debt Service	<u>826,644</u>	<u>897,300</u>	<u>896,484</u>	<u>816</u>
<i>Total Expenditures</i>	<u>1,427,587</u>	<u>1,549,608</u>	<u>1,025,211</u>	<u>524,397</u>
<i>Excess of Revenues Over Expenditures</i>	<u>1,757,811</u>	<u>1,636,142</u>	<u>1,497,118</u>	<u>(139,024)</u>
Other Financing Sources (Uses)				
Proceeds of Bonds	373,959	374,000	354,000	(20,000)
Proceeds of Notes	199,978	200,000	359,000	159,000
Advances Out	(3,199,647)	(3,200,000)	(3,200,000)	0
<i>Total Other Financing Sources (Uses)</i>	<u>(2,625,710)</u>	<u>(2,626,000)</u>	<u>(2,487,000)</u>	<u>139,000</u>
<i>Net Change in Fund Balance</i>	(867,899)	(989,858)	(989,882)	(24)
<i>Fund Balance Beginning of Year</i>	377,574	377,574	377,574	0
Prior Year Encumbrances Appropriated	612,308	612,308	612,308	0
<i>Fund Balance End of Year</i>	<u>\$121,983</u>	<u>\$24</u>	<u>\$0</u>	<u>(\$24)</u>

City of Westlake, Ohio
*Schedule of Revenues, Expenditures and Changes
in Fund Balance - Budget (Non-GAAP Basis) and Actual
Issue 11 Improvements Fund
For the Year Ended December 31, 2001*

	<u>Budgeted Amounts</u>			Variance with Final Budget Positive (Negative)
	<u>Original</u>	<u>Final</u>	<u>Actual</u>	
Revenues				
Municipal Income Taxes	\$1,923,000	\$1,923,000	\$2,138,374	\$215,374
Intergovernmental	270,000	270,000	340,720	70,720
Interest	600,000	600,000	737,712	137,712
Miscellaneous	0	0	1,623	1,623
<i>Total Revenues</i>	<u>2,793,000</u>	<u>2,793,000</u>	<u>3,218,429</u>	<u>425,429</u>
Expenditures				
Capital Outlay:				
Issue II Improvement:				
Salaries	47,000	47,000	14,661	32,339
Fringe Benefits	5,689	7,634	940	6,694
Contractual Services	5,059,773	5,801,010	2,559,339	3,241,671
Capital Outlay	13,228	17,750	15,690	2,060
Other	56,453	75,750	19,323	56,427
<i>Total Expenditures</i>	<u>5,182,143</u>	<u>5,949,144</u>	<u>2,609,953</u>	<u>3,339,191</u>
<i>Net Change in Fund Balance</i>	(2,389,143)	(3,156,144)	608,476	3,764,620
<i>Fund Balance Beginning of Year</i>	10,723,990	10,723,990	10,723,990	0
Prior Year Encumbrances Appropriated	736,534	736,534	736,534	0
<i>Fund Balance End of Year</i>	<u><u>\$9,071,381</u></u>	<u><u>\$8,304,380</u></u>	<u><u>\$12,069,000</u></u>	<u><u>\$3,764,620</u></u>

City of Westlake, Ohio
Schedule of Revenues, Expenditures and Changes
in Fund Balance - Budget (Non-GAAP Basis) and Actual
Traffic Signalization Fund
For the Year Ended December 31, 2001

	<u>Budgeted Amounts</u>		<u>Actual</u>	<u>Variance with Final Budget Positive (Negative)</u>
	<u>Original</u>	<u>Final</u>		
Revenues				
Intergovernmental	<u>\$1,364,600</u>	<u>\$1,364,600</u>	<u>\$819,871</u>	<u>(\$544,729)</u>
Expenditures				
Capital Outlay:				
Traffic Signalization:				
Salaries	5,000	5,000	3,449	1,551
Fringe Benefits	6	859	553	306
Capital Outlay	887,104	897,282	897,304	(22)
Other	32	5,000	1,200	3,800
<i>Total Expenditures</i>	<u>892,142</u>	<u>908,141</u>	<u>902,506</u>	<u>5,635</u>
<i>Net Change in Fund Balance</i>	472,458	456,459	(82,635)	(539,094)
<i>Fund Balance Beginning of Year</i>	1,852,199	1,852,199	1,852,199	0
Prior Year Encumbrances Appropriated	<u>881,342</u>	<u>881,342</u>	<u>881,342</u>	<u>0</u>
<i>Fund Balance End of Year</i>	<u>\$3,205,999</u>	<u>\$3,190,000</u>	<u>\$2,650,906</u>	<u>(\$539,094)</u>

City of Westlake, Ohio
Schedule of Revenues, Expenditures and Changes
in Fund Balance - Budget (Non-GAAP Basis) and Actual
City Hall Construction Fund
For the Year Ended December 31, 2001

	<u>Budgeted Amounts</u>			Variance with Final Budget Positive (Negative)
	<u>Original</u>	<u>Final</u>	<u>Actual</u>	
Revenues				
Interest	\$0	\$22,309	\$184,241	\$161,932
Expenditures				
Capital Outlay	203,650	7,553,650	7,300,299	6,519,383
<i>Excess of Revenues Under Expenditures</i>	<u>(203,650)</u>	<u>(7,531,341)</u>	<u>(7,116,058)</u>	<u>6,681,315</u>
Other Financing Sources				
Operating Transfers In	3,000,000	3,000,000	3,000,000	0
Proceeds of Notes	0	0	3,500,000	3,500,000
<i>Total Other Financing Sources</i>	<u>3,000,000</u>	<u>3,000,000</u>	<u>6,500,000</u>	<u>3,500,000</u>
<i>Net Change in Fund Balance</i>	2,796,350	(4,531,341)	(616,058)	10,181,315
<i>Fund Balance Beginning of Year</i>	5,632,640	5,632,640	5,632,640	0
Prior Year Encumbrances Appropriated	<u>83,650</u>	<u>83,650</u>	<u>83,650</u>	<u>0</u>
<i>Fund Balance End of Year</i>	<u><u>\$8,512,640</u></u>	<u><u>\$1,184,949</u></u>	<u><u>\$5,100,232</u></u>	<u><u>\$10,181,315</u></u>

City of Westlake, Ohio
Schedule of Revenues, Expenses and Changes
in Fund Equity - Budget (Non-GAAP Basis) and Actual
Sewer Fund
For the Year Ended December 31, 2001

	<u>Budgeted Amounts</u>			Variance with Final Budget Positive (Negative)
	<u>Original</u>	<u>Final</u>	<u>Actual</u>	
Revenues				
Charges for Services	\$1,517,000	\$1,517,000	\$1,559,573	\$42,573
Tap-In Fees	250,000	250,000	134,598	(115,402)
Interest	583,000	583,000	538,868	(44,132)
Miscellaneous	<u>0</u>	<u>0</u>	<u>175</u>	<u>175</u>
<i>Total Revenues</i>	<u>2,350,000</u>	<u>2,350,000</u>	<u>2,233,214</u>	<u>(116,786)</u>
Expenses				
Current:				
Sewer Fund:				
Salaries	228,700	231,700	197,667	34,033
Fringe Benefits	70,416	73,265	72,307	958
Contractual Services	1,552,159	1,612,076	1,425,455	186,621
Materials and Supplies	9,308	9,500	9,326	174
Capital Outlay	1,295,489	1,347,900	1,305,128	42,772
Other	<u>32,762</u>	<u>33,992</u>	<u>18,249</u>	<u>15,743</u>
<i>Total Expenses</i>	<u>3,188,834</u>	<u>3,308,433</u>	<u>3,028,132</u>	<u>280,301</u>
<i>Excess of Revenues</i>				
<i>Under Expenses</i>	(838,834)	(958,433)	(794,918)	163,515
Operating Transfers In	<u>890,000</u>	<u>890,000</u>	<u>875,515</u>	<u>(14,485)</u>
<i>Net Change in Fund Balance</i>	51,166	(68,433)	80,597	149,030
<i>Fund Equity Beginning of Year</i>	10,710,766	10,710,766	10,710,766	0
Prior Year Encumbrances Appropriated	<u>3,035</u>	<u>3,035</u>	<u>3,035</u>	<u>0</u>
<i>Fund Equity End of Year</i>	<u>\$10,764,967</u>	<u>\$10,645,368</u>	<u>\$10,794,398</u>	<u>\$149,030</u>

City of Westlake, Ohio
Schedule of Revenues, Expenditures and Changes
in Fund Balance - Budget (Non-GAAP Basis) and Actual
Street Maintenance Fund
For the Year Ended December 31, 2001

	Budgeted Amounts			Variance with Final Budget Positive (Negative)
	Original	Final	Actual	
Revenues				
Intergovernmental	\$890,000	\$890,000	\$902,349	\$12,349
Interest	45,000	45,000	57,115	12,115
Miscellaneous	0	0	50	50
<i>Total Revenues</i>	<u>935,000</u>	<u>935,000</u>	<u>959,514</u>	<u>24,514</u>
Expenditures				
Current:				
Transportation:				
Street Maintenance and Repair:				
Salaries	261,000	261,111	228,739	32,372
Fringe Benefits	94,343	100,776	73,797	26,979
Contractual Services	61,689	62,109	56,895	5,214
Materials and Supplies	812,255	884,484	750,888	133,596
Other	9,582	10,500	7,984	2,516
<i>Total Expenditures</i>	<u>1,238,869</u>	<u>1,318,980</u>	<u>1,118,303</u>	<u>200,677</u>
<i>Net Change in Fund Balance</i>	(303,869)	(383,980)	(158,789)	225,191
<i>Fund Balance Beginning of Year</i>	1,030,779	1,030,779	1,030,779	0
Prior Year Encumbrances Appropriated	<u>12,469</u>	<u>12,469</u>	<u>12,469</u>	<u>0</u>
<i>Fund Balance End of Year</i>	<u>\$739,379</u>	<u>\$659,268</u>	<u>\$884,459</u>	<u>\$225,191</u>

City of Westlake, Ohio
*Schedule of Revenues, Expenditures and Changes
in Fund Balance - Budget (Non-GAAP Basis) and Actual
State Highway Fund
For the Year Ended December 31, 2001*

	<u>Budgeted Amounts</u>			Variance with Final Budget Positive (Negative)
	<u>Original</u>	<u>Final</u>	<u>Actual</u>	
Revenues				
Intergovernmental	\$71,500	\$71,500	\$73,164	\$1,664
Interest	8,500	8,500	13,872	5,372
<i>Total Revenues</i>	80,000	80,000	87,036	7,036
<i>Total Expenditures</i>	0	0	0	0
<i>Net Change in Fund Balance</i>	80,000	80,000	87,036	7,036
<i>Fund Balance Beginning of Year</i>	284,594	284,594	284,594	0
<i>Fund Balance End of Year</i>	<u>\$364,594</u>	<u>\$364,594</u>	<u>\$371,630</u>	<u>\$7,036</u>

City of Westlake, Ohio
*Schedule of Revenues, Expenditures and Changes
in Fund Balance - Budget (Non-GAAP Basis) and Actual
Permissive Motor Vehicle License Fund
For the Year Ended December 31, 2001*

	<u>Budgeted Amounts</u>			Variance with Final Budget Positive (Negative)
	<u>Original</u>	<u>Final</u>	<u>Actual</u>	
Revenues				
Intergovernmental	\$290,000	\$290,000	\$223,027	(\$66,973)
Interest	20,000	20,000	32,522	12,522
<i>Total Revenues</i>	<u>310,000</u>	<u>310,000</u>	<u>255,549</u>	<u>(54,451)</u>
Expenditures				
Current:				
Transportation:				
Permissive Motor Vehicle License:				
Salaries	5,000	5,000	291	4,709
Contractual Services	117,349	112,563	112,562	1
Other	213	5,000	0	5,000
<i>Total Expenditures</i>	<u>122,562</u>	<u>122,563</u>	<u>112,853</u>	<u>9,710</u>
<i>Net Change in Fund Balance</i>	187,438	187,437	142,696	(44,741)
<i>Fund Balance Beginning of Year</i>	315,018	315,018	315,018	0
Prior Year Encumbrances Appropriated	<u>112,563</u>	<u>112,563</u>	<u>112,563</u>	<u>0</u>
<i>Fund Balance End of Year</i>	<u><u>\$615,019</u></u>	<u><u>\$615,018</u></u>	<u><u>\$570,277</u></u>	<u><u>(\$44,741)</u></u>

City of Westlake, Ohio
Schedule of Revenues, Expenditures and Changes
in Fund Balance - Budget (Non-GAAP Basis) and Actual
Police Pension Fund
For the Year Ended December 31, 2001

	<u>Budgeted Amounts</u>			Variance with Final Budget Positive (Negative)
	<u>Original</u>	<u>Final</u>	<u>Actual</u>	
Revenues				
Property and Other Local Taxes	\$296,749	\$296,696	\$294,021	(\$2,675)
Intergovernmental	36,193	36,187	35,849	(338)
<i>Total Revenues</i>	332,942	332,883	329,870	(3,013)
Expenditures				
Current:				
Security of Persons and Property:				
Police Pension:				
Fringe Benefits	600,000	600,000	551,639	48,361
<i>Excess of Revenues Under Expenditures</i>	(267,058)	(267,117)	(221,769)	45,348
Other Financing Sources				
Operating Transfers In	150,027	150,000	150,000	0
<i>Net Change in Fund Balance</i>	(117,031)	(117,117)	(71,769)	45,348
<i>Fund Balance Beginning of Year</i>	594,516	594,516	594,516	0
<i>Fund Balance End of Year</i>	<u>\$477,485</u>	<u>\$477,399</u>	<u>\$522,747</u>	<u>\$45,348</u>

City of Westlake, Ohio
Schedule of Revenues, Expenditures and Changes
in Fund Balance - Budget (Non-GAAP Basis) and Actual
Fire Pension Fund
For the Year Ended December 31, 2001

	<u>Budgeted Amounts</u>			Variance with Final Budget Positive (Negative)
	<u>Original</u>	<u>Final</u>	<u>Actual</u>	
Revenues				
Property and Other Local Taxes	\$296,740	\$296,696	\$294,021	(\$2,675)
Intergovernmental	36,192	36,187	35,849	(338)
<i>Total Revenues</i>	332,932	332,883	329,870	(3,013)
Expenditures				
Current:				
Security of Persons and Property:				
Fire Pension:				
Fringe Benefits	600,000	600,000	562,519	37,481
<i>Excess of Revenues Under Expenditures</i>	(267,068)	(267,117)	(232,649)	34,468
Other Financing Sources				
Operating Transfers In	250,037	250,000	250,000	0
<i>Net Change in Fund Balance</i>	(17,031)	(17,117)	17,351	34,468
<i>Fund Balance Beginning of Year</i>	171,708	171,708	171,708	0
<i>Fund Balance End of Year</i>	<u>\$154,677</u>	<u>\$154,591</u>	<u>\$189,059</u>	<u>\$34,468</u>

City of Westlake, Ohio
*Schedule of Revenues, Expenditures and Changes
in Fund Balance - Budget (Non-GAAP Basis) and Actual
Police and Fire Operating Fund
For the Year Ended December 31, 2001*

	<u>Budgeted Amounts</u>			Variance with Final Budget Positive (Negative)
	<u>Original</u>	<u>Final</u>	<u>Actual</u>	
Revenues				
Property and Other Local Taxes	\$890,221	\$889,993	\$882,062	(\$7,931)
Intergovernmental	108,686	108,658	107,547	(1,111)
<i>Total Revenues</i>	998,907	998,651	989,609	(9,042)
Expenditures				
Current:				
Security of Persons and Property:				
Police and Fire Operating:				
Salaries	950,000	950,000	808,071	141,929
<i>Net Change in Fund Balance</i>	48,907	48,651	181,538	132,887
<i>Fund Balance Beginning of Year</i>	597,138	597,138	597,138	0
<i>Fund Balance End of Year</i>	<u>\$646,045</u>	<u>\$645,789</u>	<u>\$778,676</u>	<u>\$132,887</u>

City of Westlake, Ohio
*Schedule of Revenues, Expenditures and Changes
in Fund Balance - Budget (Non-GAAP Basis) and Actual
Law Enforcement Fund
For the Year Ended December 31, 2001*

	<u>Budgeted Amounts</u>			Variance with Final Budget Positive (Negative)
	<u>Original</u>	<u>Final</u>	<u>Actual</u>	
Revenues				
Miscellaneous	\$15,000	\$15,000	\$17,710	\$2,710
Expenditures				
Current:				
Security of Persons and Property:				
Police Department:				
Other	25,000	45,000	40,104	4,896
<i>Net Change in Fund Balance</i>	(10,000)	(30,000)	(22,394)	7,606
<i>Fund Balance Beginning of Year</i>	67,815	67,815	67,815	0
<i>Fund Balance End of Year</i>	<u>\$57,815</u>	<u>\$37,815</u>	<u>\$45,421</u>	<u>\$7,606</u>

City of Westlake, Ohio
*Schedule of Revenues, Expenditures and Changes
in Fund Balance - Budget (Non-GAAP Basis) and Actual
Mandatory Drug Fines Fund
For the Year Ended December 31, 2001*

	<u>Budgeted Amounts</u>			Variance with Final Budget Positive (Negative)
	<u>Original</u>	<u>Final</u>	<u>Actual</u>	
Revenues				
Fines and Forfeitures	\$5,000	\$105,000	\$18,323	(\$86,677)
Expenditures				
Current:				
Security of Persons and Property:				
Police Department:				
Contractual Services	<u>15,977</u>	<u>25,977</u>	<u>20,153</u>	<u>5,824</u>
<i>Net Change in Fund Balance</i>	(10,977)	79,023	(1,830)	(80,853)
<i>Fund Balance Beginning of Year</i>	19,227	19,227	19,227	0
Prior Year Encumbrances Appropriated	<u>977</u>	<u>977</u>	<u>977</u>	<u>0</u>
<i>Fund Balance End of Year</i>	<u><u>\$9,227</u></u>	<u><u>\$99,227</u></u>	<u><u>\$18,374</u></u>	<u><u>(\$80,853)</u></u>

City of Westlake, Ohio
*Schedule of Revenues, Expenditures and Changes
in Fund Balance - Budget (Non-GAAP Basis) and Actual
Alcohol Education Fund
For the Year Ended December 31, 2001*

	<u>Budgeted Amounts</u>			Variance with Final Budget Positive (Negative)
	<u>Original</u>	<u>Final</u>	<u>Actual</u>	
Revenues				
Fines and Forfeitures	\$5,000	\$5,000	\$7,316	\$2,316
Expenditures				
Current:				
Security of Persons and Property:				
Police Department:				
Contractual Services	5,000	15,000	761	14,239
<i>Net Change in Fund Balance</i>	0	(10,000)	6,555	16,555
<i>Fund Balance Beginning of Year</i>	22,555	22,555	22,555	0
<i>Fund Balance End of Year</i>	<u>\$22,555</u>	<u>\$12,555</u>	<u>\$29,110</u>	<u>\$16,555</u>

City of Westlake, Ohio
*Schedule of Revenues, Expenditures and Changes
in Fund Balance - Budget (Non-GAAP Basis) and Actual
Federal Equitable Fund
For the Year Ended December 31, 2001*

	<u>Budgeted Amounts</u>			Variance with Final Budget Positive (Negative)
	<u>Original</u>	<u>Final</u>	<u>Actual</u>	
Revenues				
Fines and Forfeitures	\$65,000	\$480,000	\$492,287	\$12,287
Interest	10,000	10,000	12,413	2,413
<i>Total Revenues</i>	<u>75,000</u>	<u>490,000</u>	<u>504,700</u>	<u>14,700</u>
Expenditures				
Current:				
Security of Persons and Property:				
Police Department:				
Capital Outlay	73,761	113,100	112,958	142
Other	1,239	1,900	861	1,039
<i>Total Expenditures</i>	<u>75,000</u>	<u>115,000</u>	<u>113,819</u>	<u>1,181</u>
<i>Net Change in Fund Balance</i>	0	375,000	390,881	15,881
<i>Fund Balance Beginning of Year</i>	<u>0</u>	<u>0</u>	<u>0</u>	<u>0</u>
<i>Fund Balance End of Year</i>	<u>\$0</u>	<u>\$375,000</u>	<u>\$390,881</u>	<u>\$15,881</u>

City of Westlake, Ohio
*Schedule of Revenues, Expenditures and Changes
in Fund Balance - Budget (Non-GAAP Basis) and Actual
Swimming Pool Operation Fund
For the Year Ended December 31, 2001*

	<u>Budgeted Amounts</u>			Variance with Final Budget Positive (Negative)
	<u>Original</u>	<u>Final</u>	<u>Actual</u>	
Revenues				
Charges for Services	\$159,900	\$159,900	\$164,001	\$4,101
Miscellaneous	100	100	154	54
<i>Total Revenues</i>	<u>160,000</u>	<u>160,000</u>	<u>164,155</u>	<u>4,155</u>
Expenditures				
Current:				
Leisure Time Activities:				
Recreation:				
Salaries	99,000	109,000	108,325	675
Fringe Benefits	15,226	16,200	16,130	70
Contractual Services	35,364	37,625	32,508	5,117
Materials and Supplies	37,749	32,775	29,297	3,478
Capital Outlay	17,265	18,369	16,449	1,920
Other	9,939	10,575	7,063	3,512
<i>Total Expenditures</i>	<u>214,543</u>	<u>224,544</u>	<u>209,772</u>	<u>14,772</u>
<i>Net Change in Fund Balance</i>	(54,543)	(64,544)	(45,617)	18,927
<i>Fund Balance Beginning of Year</i>	137,635	137,635	137,635	0
Prior Year Encumbrances Appropriated	<u>6,944</u>	<u>6,944</u>	<u>6,944</u>	<u>0</u>
<i>Fund Balance End of Year</i>	<u><u>\$90,036</u></u>	<u><u>\$80,035</u></u>	<u><u>\$98,962</u></u>	<u><u>\$18,927</u></u>

City of Westlake, Ohio
Schedule of Revenues, Expenditures and Changes
in Fund Balance - Budget (Non-GAAP Basis) and Actual
Senior/Community Service Fund
For the Year Ended December 31, 2001

	<u>Budgeted Amounts</u>			Variance with Final Budget Positive (Negative)
	<u>Original</u>	<u>Final</u>	<u>Actual</u>	
Revenues				
Charges for Services	\$80,000	\$80,000	\$63,326	(\$16,674)
Expenditures				
Current:				
Public Health Services:				
Senior/Community Services:				
Contractual Services	67,679	67,655	63,297	4,358
Materials and Supplies	998	1,000	0	1,000
Capital Outlay	9,981	10,000	0	10,000
Other	1,497	1,500	1,093	407
<i>Total Expenditures</i>	<u>80,155</u>	<u>80,155</u>	<u>64,390</u>	<u>15,765</u>
<i>Net Change in Fund Balance</i>	(155)	(155)	(1,064)	(909)
<i>Fund Balance Beginning of Year</i>	27,903	27,903	27,903	0
Prior Year Encumbrances Appropriated	<u>155</u>	<u>155</u>	<u>155</u>	<u>0</u>
<i>Fund Balance End of Year</i>	<u><u>\$27,903</u></u>	<u><u>\$27,903</u></u>	<u><u>\$26,994</u></u>	<u><u>(\$909)</u></u>

City of Westlake, Ohio
Schedule of Revenues, Expenditures and Changes
in Fund Balance - Budget (Non-GAAP Basis) and Actual
Cemetery Operating Fund
For the Year Ended December 31, 2001

	<u>Budgeted Amounts</u>			Variance with Final Budget Positive (Negative)
	<u>Original</u>	<u>Final</u>	<u>Actual</u>	
Revenues				
Charges for Services	\$20,000	\$20,000	\$15,415	(\$4,585)
Interest	25,000	25,000	21,356	(3,644)
<i>Total Revenues</i>	<u>45,000</u>	<u>45,000</u>	<u>36,771</u>	<u>(8,229)</u>
Expenditures				
Current:				
Public Health Services:				
Cemetery Operations:				
Salaries	67,300	67,300	59,389	7,911
Fringe Benefits	17,098	16,430	15,623	807
Contractual Services	13,088	13,300	10,533	2,767
Materials and Supplies	8,266	8,400	7,924	476
Capital Outlay	17,024	17,300	15,478	1,822
Other	2,854	2,900	2,707	193
<i>Total Expenditures</i>	<u>125,630</u>	<u>125,630</u>	<u>111,654</u>	<u>13,976</u>
<i>Excess of Revenues Under Expenditures</i>	(80,630)	(80,630)	(74,883)	5,747
Other Financing Sources				
Operating Transfers In	100,000	100,000	100,000	0
<i>Net Change in Fund Balance</i>	19,370	19,370	25,117	5,747
<i>Fund Balance Beginning of Year</i>	54,204	54,204	54,204	0
Prior Year Encumbrances Appropriated	930	930	930	0
<i>Fund Balance End of Year</i>	<u>\$74,504</u>	<u>\$74,504</u>	<u>\$80,251</u>	<u>\$5,747</u>

City of Westlake, Ohio
*Schedule of Revenues, Expenditures and Changes
in Fund Balance - Budget (Non-GAAP Basis) and Actual
Cemetery Investment Fund
For the Year Ended December 31, 2001*

	<u>Budgeted Amounts</u>			Variance with Final Budget Positive (Negative)
	<u>Original</u>	<u>Final</u>	<u>Actual</u>	
Revenues				
Charges for Services	\$10,000	\$10,000	\$15,600	\$5,600
Expenditures				
Current:				
Public Health Services:				
Cemetery Operations:				
Other:				
Other	2,000	2,000	750	1,250
<i>Net Change in Fund Balance</i>	8,000	8,000	14,850	6,850
<i>Fund Balance Beginning of Year</i>	337,771	337,771	337,771	0
<i>Fund Balance End of Year</i>	<u>\$345,771</u>	<u>\$345,771</u>	<u>\$352,621</u>	<u>\$6,850</u>

City of Westlake, Ohio
Schedule of Revenues, Expenditures and Changes
in Fund Balance - Budget (Non-GAAP Basis) and Actual
Westlake/Bay Ecological Fund
For the Year Ended December 31, 2001

	<u>Budgeted Amounts</u>			Variance with Final Budget Positive (Negative)
	<u>Original</u>	<u>Final</u>	<u>Actual</u>	
Revenues				
Charges for Services	\$60,000	\$60,000	\$69,549	\$9,549
Expenditures				
Current:				
Basic Utility Services:				
Litter Prevention:				
Contractual Services	28,700	28,700	27,168	1,532
Capital Outlay	2,600	2,600	0	2,600
Other	13,600	13,600	13,450	150
<i>Total Expenditures</i>	<u>44,900</u>	<u>44,900</u>	<u>40,618</u>	<u>4,282</u>
<i>Net Change in Fund Balance</i>	15,100	15,100	28,931	13,831
<i>Fund Balance Beginning of Year</i>	<u>124,732</u>	<u>124,732</u>	<u>124,732</u>	<u>0</u>
<i>Fund Balance End of Year</i>	<u>\$139,832</u>	<u>\$139,832</u>	<u>\$153,663</u>	<u>\$13,831</u>

City of Westlake, Ohio
Schedule of Revenues, Expenditures and Changes
in Fund Balance - Budget (Non-GAAP Basis) and Actual
Juvenile Diversion Fund
For the Year Ended December 31, 2001

	<u>Budgeted Amounts</u>			Variance with Final Budget Positive (Negative)
	<u>Original</u>	<u>Final</u>	<u>Actual</u>	
Revenues				
Fines and Forfeitures	\$4,000	\$10,000	\$12,000	\$2,000
Expenditures				
Current:				
Security of Persons and Property:				
Police Department:				
Salaries	1,000	2,500	1,800	700
Fringe Benefits	20	50	9	41
Other	2,980	7,450	2,391	5,059
<i>Total Expenditures</i>	<u>4,000</u>	<u>10,000</u>	<u>4,200</u>	<u>5,800</u>
<i>Net Change in Fund Balance</i>	0	0	7,800	7,800
<i>Fund Balance Beginning of Year</i>	<u>0</u>	<u>0</u>	<u>0</u>	<u>0</u>
<i>Fund Balance End of Year</i>	<u>\$0</u>	<u>\$0</u>	<u>\$7,800</u>	<u>\$7,800</u>

City of Westlake, Ohio
*Schedule of Revenues, Expenditures and Changes
in Fund Balance - Budget (Non-GAAP Basis) and Actual
Newsletter Fund
For the Year Ended December 31, 2001*

	<u>Budgeted Amounts</u>			Variance with Final Budget Positive (Negative)
	<u>Original</u>	<u>Final</u>	<u>Actual</u>	
Revenues				
Donations	\$0	\$0	\$375	\$375
Expenditures				
Current:				
General Government:				
Contractual Services	<u>2,000</u>	<u>2,000</u>	<u>0</u>	<u>2,000</u>
<i>Net Change in Fund Balance</i>	(2,000)	(2,000)	375	2,375
<i>Fund Balance Beginning of Year</i>	<u>3,326</u>	<u>3,326</u>	<u>3,326</u>	<u>0</u>
<i>Fund Balance End of Year</i>	<u><u>\$1,326</u></u>	<u><u>\$1,326</u></u>	<u><u>\$3,701</u></u>	<u><u>\$2,375</u></u>

City of Westlake, Ohio
*Schedule of Revenues, Expenditures and Changes
in Fund Balance - Budget (Non-GAAP Basis) and Actual
Reserve for Compensated Absences Fund
For the Year Ended December 31, 2001*

	<u>Budgeted Amounts</u>			Variance with Final Budget Positive (Negative)
	<u>Original</u>	<u>Final</u>	<u>Actual</u>	
<i>Total Revenues</i>	0	0	0	0
<i>Total Expenditures</i>	0	0	0	0
<i>Excess of Revenues Over Expenditures</i>	0	0	0	0
Other Financing Sources				
Operating Transfers In	0	0	2,300,000	2,300,000
<i>Net Change in Fund Balance</i>	0	0	2,300,000	2,300,000
<i>Fund Balance Beginning of Year</i>	0	0	0	0
<i>Fund Balance End of Year</i>	<u>\$0</u>	<u>\$0</u>	<u>\$2,300,000</u>	<u>\$2,300,000</u>

City of Westlake, Ohio
Schedule of Revenues, Expenditures and Changes
in Fund Balance - Budget (Non-GAAP Basis) and Actual
City Donations Fund
For the Year Ended December 31, 2001

	<u>Budgeted Amounts</u>			Variance with Final Budget Positive (Negative)
	<u>Original</u>	<u>Final</u>	<u>Actual</u>	
Revenues				
Donations	\$15,000	\$15,000	\$73,257	\$58,257
Expenditures				
Current:				
Community Environment:				
Other:				
Capital Outlay	8,311	10,311	8,759	1,552
Other	48,200	54,200	42,172	12,028
<i>Total Expenditures</i>	<u>56,511</u>	<u>64,511</u>	<u>50,931</u>	<u>13,580</u>
<i>Net Change in Fund Balance</i>	(41,511)	(49,511)	22,326	71,837
<i>Fund Balance Beginning of Year</i>	117,031	117,031	117,031	0
Prior Year Encumbrances Appropriated	<u>9,011</u>	<u>9,011</u>	<u>9,011</u>	<u>0</u>
<i>Fund Balance End of Year</i>	<u><u>\$84,531</u></u>	<u><u>\$76,531</u></u>	<u><u>\$148,368</u></u>	<u><u>\$71,837</u></u>

City of Westlake, Ohio
*Schedule of Revenues, Expenditures and Changes
in Fund Balance - Budget (Non-GAAP Basis) and Actual
General Obligation Bond Retirement Fund
For the Year Ended December 31, 2001*

	<u>Budgeted Amounts</u>			Variance with Final Budget Positive (Negative)
	<u>Original</u>	<u>Final</u>	<u>Actual</u>	
Revenues				
Property and Other Local Taxes	\$1,285,699	\$1,285,491	\$1,274,093	(\$11,398)
Municipal Income Taxes	825,134	825,000	825,000	0
Intergovernmental	157,031	157,006	155,348	(1,658)
<i>Total Revenues</i>	<u>2,267,864</u>	<u>2,267,497</u>	<u>2,254,441</u>	<u>(13,056)</u>
Expenditures				
Debt Service:				
Principal Retirement	1,075,500	1,075,500	1,075,450	50
Interest and Fiscal Charges	1,123,000	1,123,000	1,120,252	2,748
<i>Total Expenditures</i>	<u>2,198,500</u>	<u>2,198,500</u>	<u>2,195,702</u>	<u>2,798</u>
<i>Net Change in Fund Balance</i>	69,364	68,997	58,739	(10,258)
<i>Fund Balance Beginning of Year</i>	<u>636,816</u>	<u>636,816</u>	<u>636,816</u>	<u>0</u>
<i>Fund Balance End of Year</i>	<u><u>\$706,180</u></u>	<u><u>\$705,813</u></u>	<u><u>\$695,555</u></u>	<u><u>(\$10,258)</u></u>

City of Westlake, Ohio
*Schedule of Revenues, Expenditures and Changes
in Fund Balance - Budget (Non-GAAP Basis) and Actual
Special Assessment Bond Retirement Fund
For the Year Ended December 31, 2001*

	<u>Budgeted Amounts</u>			Variance with Final Budget Positive (Negative)
	<u>Original</u>	<u>Final</u>	<u>Actual</u>	
Revenues				
Special Assessments	\$450,000	\$450,000	\$517,720	\$67,720
Expenditures				
Debt Service:				
Principal Retirement	326,000	326,000	325,453	547
Interest and Fiscal Charges	121,000	121,000	115,980	5,020
<i>Total Expenditures</i>	447,000	447,000	441,433	5,567
<i>Net Change in Fund Balance</i>	3,000	3,000	76,287	73,287
<i>Fund Balance Beginning of Year</i>	97,486	97,486	97,486	0
<i>Fund Balance End of Year</i>	<u>\$100,486</u>	<u>\$100,486</u>	<u>\$173,773</u>	<u>\$73,287</u>

City of Westlake, Ohio
*Schedule of Revenues, Expenditures and Changes
in Fund Balance - Budget (Non-GAAP Basis) and Actual
Issue II Bond Retirement Fund
For the Year Ended December 31, 2001*

	<u>Budgeted Amounts</u>			Variance with Final Budget Positive (Negative)
	<u>Original</u>	<u>Final</u>	<u>Actual</u>	
Revenues				
Municipal Income Taxes	\$1,750,000	\$1,750,000	\$1,750,000	\$0
Expenditures				
Debt Service:				
Principal Retirement	1,285,000	1,285,000	1,285,000	0
Interest and Fiscal Charges	465,000	465,000	460,454	4,546
<i>Total Expenditures</i>	<u>1,750,000</u>	<u>1,750,000</u>	<u>1,745,454</u>	<u>4,546</u>
<i>Net Change in Fund Balance</i>	0	0	4,546	4,546
<i>Fund Balance Beginning of Year</i>	<u>128,532</u>	<u>128,532</u>	<u>128,532</u>	<u>0</u>
<i>Fund Balance End of Year</i>	<u>\$128,532</u>	<u>\$128,532</u>	<u>\$133,078</u>	<u>\$4,546</u>

City of Westlake, Ohio
Schedule of Revenues, Expenditures and Changes
in Fund Balance - Budget (Non-GAAP Basis) and Actual
Storm Drainage Fund
For the Year Ended December 31, 2001

	<u>Budgeted Amounts</u>			Variance with Final Budget Positive (Negative)
	<u>Original</u>	<u>Final</u>	<u>Actual</u>	
Revenues				
Licenses, Permits and Fees	\$300,000	\$300,000	\$289,379	(\$10,621)
Interest	225,000	225,000	204,776	(20,224)
Miscellaneous	0	0	355	355
<i>Total Revenues</i>	<u>525,000</u>	<u>525,000</u>	<u>494,510</u>	<u>(30,490)</u>
Expenditures				
Capital Outlay:				
Storm Drainage:				
Salaries	22,500	22,500	447	22,053
Fringe Benefits	72	100	61	39
Contractual Services	145,597	84,509	66,857	17,652
Capital Outlay	795,147	1,100,000	166,198	933,802
Other	16,192	22,400	4,354	18,046
<i>Total Expenditures</i>	<u>979,508</u>	<u>1,229,509</u>	<u>237,917</u>	<u>991,592</u>
<i>Net Change in Fund Balance</i>	(454,508)	(704,509)	256,593	961,102
<i>Fund Balance Beginning of Year</i>	3,762,472	3,762,472	3,762,472	0
Prior Year Encumbrances Appropriated	<u>84,509</u>	<u>84,509</u>	<u>84,509</u>	<u>0</u>
<i>Fund Balance End of Year</i>	<u>\$3,392,473</u>	<u>\$3,142,472</u>	<u>\$4,103,574</u>	<u>\$961,102</u>

City of Westlake, Ohio
Schedule of Revenues, Expenditures and Changes
in Fund Balance - Budget (Non-GAAP Basis) and Actual
Grants Fund
For the Year Ended December 31, 2001

	<u>Budgeted Amounts</u>			Variance with Final Budget Positive (Negative)
	<u>Original</u>	<u>Final</u>	<u>Actual</u>	
Revenues				
Intergovernmental	\$200,000	\$200,000	\$246,895	\$46,895
Expenditures				
Capital Outlay:				
Grants:				
Salaries	10,000	10,000	0	10,000
Contractual Services	10,000	50,000	0	50,000
Other	40,000	200,000	200,000	0
<i>Total Expenditures</i>	<u>60,000</u>	<u>260,000</u>	<u>200,000</u>	<u>60,000</u>
<i>Net Change in Fund Balance</i>	140,000	(60,000)	46,895	106,895
<i>Fund Balance Beginning of Year</i>	<u>257,909</u>	<u>257,909</u>	<u>257,909</u>	<u>0</u>
<i>Fund Balance End of Year</i>	<u><u>\$397,909</u></u>	<u><u>\$197,909</u></u>	<u><u>\$304,804</u></u>	<u><u>\$106,895</u></u>

City of Westlake, Ohio
*Schedule of Revenues, Expenditures and Changes
in Fund Balance - Budget (Non-GAAP Basis) and Actual
Park Improvement Fund
For the Year Ended December 31, 2001*

	<u>Budgeted Amounts</u>			Variance with Final Budget Positive (Negative)
	<u>Original</u>	<u>Final</u>	<u>Actual</u>	
<i>Total Revenues</i>	\$0	\$0	\$0	\$0
<i>Total Expenditures</i>	<u>0</u>	<u>0</u>	<u>0</u>	<u>0</u>
<i>Net Change in Fund Balance</i>	0	0	0	0
<i>Fund Balance Beginning of Year</i>	<u>146,821</u>	<u>146,821</u>	<u>146,821</u>	<u>0</u>
<i>Fund Balance End of Year</i>	<u><u>\$146,821</u></u>	<u><u>\$146,821</u></u>	<u><u>\$146,821</u></u>	<u><u>\$0</u></u>

City of Westlake, Ohio
Schedule of Revenues, Expenditures and Changes
in Fund Balance - Budget (Non-GAAP Basis) and Actual
Impact Fees Fund
For the Year Ended December 31, 2001

	<u>Budgeted Amounts</u>			Variance with Final Budget Positive (Negative)
	<u>Original</u>	<u>Final</u>	<u>Actual</u>	
Revenues				
Licenses, Permits and Fees	\$130,000	\$130,000	\$126,228	(\$3,772)
Interest	150,000	150,000	114,159	(35,841)
<i>Total Revenues</i>	280,000	280,000	240,387	(39,613)
Expenditures				
Capital Outlay:				
Impact Fee:				
Capital Outlay	288,889	443,889	186,866	257,023
<i>Net Change in Fund Balance</i>	(8,889)	(163,889)	53,521	217,410
<i>Fund Balance Beginning of Year</i>	1,059,550	1,059,550	1,059,550	0
Prior Year Encumbrances Appropriated	26,389	26,389	26,389	0
<i>Fund Balance End of Year</i>	<u>\$1,077,050</u>	<u>\$922,050</u>	<u>\$1,139,460</u>	<u>\$217,410</u>

City of Westlake, Ohio
Schedule of Revenues, Expenditures and Changes
in Fund Balance - Budget (Non-GAAP Basis) and Actual
Sidewalks Fund
For the Year Ended December 31, 2001

	Budgeted Amounts			Variance with Final Budget Positive (Negative)
	Original	Final	Actual	
Revenues				
Special Assessments	\$421,817	\$568,325	\$22,695	(\$545,630)
Interest	0	0	817	817
Miscellaneous	0	0	141	141
<i>Total Revenues</i>	<u>421,817</u>	<u>568,325</u>	<u>23,653</u>	<u>(544,672)</u>
Expenditures				
Capital Outlay:				
Sidewalk Improvement:				
Salaries	104,500	53,400	7,013	46,387
Fringe Benefits	2,589	3,250	820	2,430
Materials & Supplies	2,171	2,725	2,544	181
Contractual Services	105,311	132,200	18,653	113,547
Capital Outlay	1,108,967	1,173,865	471,079	702,786
Other	30,848	38,725	18,164	20,561
Total Capital Outlay	<u>1,354,386</u>	<u>1,404,165</u>	<u>518,273</u>	<u>885,892</u>
Debt Service:				
Principal Retirement	925,650	1,162,000	1,162,000	0
Interest and Fiscal Charges	33,935	42,600	42,342	258
Total Debt Service	<u>959,585</u>	<u>1,204,600</u>	<u>1,204,342</u>	<u>258</u>
<i>Total Expenditures</i>	<u>2,313,971</u>	<u>2,608,765</u>	<u>1,722,615</u>	<u>886,150</u>
<i>Excess of Revenues</i> <i>Under Expenditures</i>	<u>(1,892,154)</u>	<u>(2,040,440)</u>	<u>(1,698,962)</u>	<u>341,478</u>
Other Financing Sources (Uses)				
Proceeds of Bonds	321,946	425,093	310,000	(115,093)
Proceeds of Notes	247,655	327,000	837,000	510,000
Advances In	0	0	75,000	75,000
Advances Out	(270,844)	(340,000)	(340,000)	0
Operating Transfers In	0	0	453,908	453,908
<i>Total Other Financing Sources (Uses)</i>	<u>298,757</u>	<u>412,093</u>	<u>1,335,908</u>	<u>923,815</u>
<i>Net Change in Fund Balance</i>	<u>(1,593,397)</u>	<u>(1,628,347)</u>	<u>(363,054)</u>	<u>1,265,293</u>
<i>Fund Balance Beginning of Year</i>	1,464,421	1,464,421	1,464,421	0
Prior Year Encumbrances Appropriated	<u>173,865</u>	<u>173,865</u>	<u>173,865</u>	<u>0</u>
<i>Fund Balance End of Year</i>	<u>\$44,889</u>	<u>\$9,939</u>	<u>\$1,275,232</u>	<u>\$1,265,293</u>

City of Westlake, Ohio
Schedule of Revenues, Expenditures and Changes
in Fund Balance - Budget (Non-GAAP Basis) and Actual
Recreation Center Construction Fund
For the Year Ended December 31, 2001

	<u>Budgeted Amounts</u>			Variance with Final Budget Positive (Negative)
	<u>Original</u>	<u>Final</u>	<u>Actual</u>	
Revenues				
Municipal Income Taxes	\$140,000	\$140,000	\$172,208	\$32,208
Interest	0	0	27,315	27,315
Miscellaneous	0	0	32,592	32,592
<i>Total Revenues</i>	<u>140,000</u>	<u>140,000</u>	<u>232,115</u>	<u>92,115</u>
Expenditures				
Capital Outlay:				
Recreation Center Construction:				
Contractual Services	40,000	40,000	38,150	1,850
<i>Excess of Revenues Over Expenditures</i>	<u>100,000</u>	<u>100,000</u>	<u>193,965</u>	<u>93,965</u>
Other Financing Sources (Uses)				
Proceeds of Bonds	39,459	39,459	0	(39,459)
Advances Out	(700,000)	(700,000)	(700,000)	0
<i>Total Other Financing Sources (Uses)</i>	<u>(660,541)</u>	<u>(660,541)</u>	<u>(700,000)</u>	<u>(39,459)</u>
<i>Net Change in Fund Balance</i>	(560,541)	(560,541)	(506,035)	54,506
<i>Fund Balance Beginning of Year</i>	<u>571,855</u>	<u>571,855</u>	<u>571,855</u>	<u>0</u>
<i>Fund Balance End of Year</i>	<u><u>\$11,314</u></u>	<u><u>\$11,314</u></u>	<u><u>\$65,820</u></u>	<u><u>\$54,506</u></u>

City of Westlake, Ohio
*Schedule of Revenues, Expenditures and Changes
in Fund Balance - Budget (Non-GAAP Basis) and Actual
Recreation Center Bond Construction Fund
For the Year Ended December 31, 2001*

	<u>Budgeted Amounts</u>			Variance with Final Budget Positive (Negative)
	<u>Original</u>	<u>Final</u>	<u>Actual</u>	
Revenues				
Interest	\$5	\$120	\$2,706	\$2,586
Miscellaneous	115	2,586	0	(2,586)
<i>Total Revenues</i>	<u>120</u>	<u>2,706</u>	<u>2,706</u>	<u>0</u>
Expenditures				
Capital Outlay:				
Bond Recreation Construction:				
Capital Outlay	68,161	50,000	50,000	0
Other	11,839	32,593	32,593	0
<i>Total Expenditures</i>	<u>80,000</u>	<u>82,593</u>	<u>82,593</u>	<u>0</u>
<i>Net Change in Fund Balance</i>	(79,880)	(79,887)	(79,887)	0
<i>Fund Balance Beginning of Year</i>	29,887	29,887	29,887	0
Prior Year Encumbrances Appropriated	<u>50,000</u>	<u>50,000</u>	<u>50,000</u>	<u>0</u>
<i>Fund Balance End of Year</i>	<u>\$7</u>	<u>\$0</u>	<u>\$0</u>	<u>\$0</u>

City of Westlake, Ohio
Schedule of Revenues, Expenditures and Changes
in Fund Balance - Budget (Non-GAAP Basis) and Actual
Service Center Construction Fund
For the Year Ended December 31, 2001

	<u>Budgeted Amounts</u>			Variance with Final Budget Positive (Negative)
	<u>Original</u>	<u>Final</u>	<u>Actual</u>	
<i>Total Revenues</i>	\$0	\$0	\$0	\$0
<i>Total Expenditures</i>	<u>0</u>	<u>0</u>	<u>0</u>	<u>0</u>
<i>Excess of Revenues Over (Under) Expenditures</i>	0	0	0	0
Other Financing Sources (Uses)				
Operating Transfers In	<u>0</u>	<u>0</u>	<u>1,000,000</u>	<u>1,000,000</u>
<i>Net Change in Fund Balance</i>	0	0	1,000,000	1,000,000
<i>Fund Balance Beginning of Year</i>	<u>0</u>	<u>0</u>	<u>0</u>	<u>0</u>
<i>Fund Balance End of Year</i>	<u><u>\$0</u></u>	<u><u>\$0</u></u>	<u><u>\$1,000,000</u></u>	<u><u>\$1,000,000</u></u>

City of Westlake, Ohio
Schedule of Revenues, Expenses and Changes
in Fund Equity - Budget (Non-GAAP Basis) and Actual
Golf Course Fund
For the Year Ended December 31, 2001

	<u>Budgeted Amounts</u>			Variance with Final Budget Positive (Negative)
	<u>Original</u>	<u>Final</u>	<u>Actual</u>	
Revenues				
Charges for Services	456,585	520,000	477,506	(42,494)
Advances In	263,415	300,000	300,000	0
<i>Total Revenues</i>	<u>720,000</u>	<u>820,000</u>	<u>777,506</u>	<u>(42,494)</u>
Expenses				
Current:				
Golf Course:				
Salaries	245,000	245,000	225,520	19,480
Fringe Benefits	49,312	58,215	56,331	1,884
Contractual Services	66,642	81,325	71,438	9,887
Materials and Supplies	54,085	68,600	0	68,600
Capital Outlay	505,762	641,500	641,497	3
Other	13,639	17,300	16,524	776
<i>Total Expenses</i>	<u>934,440</u>	<u>1,111,940</u>	<u>1,011,310</u>	<u>100,630</u>
<i>Net Change in Fund Balance</i>	(214,440)	(291,940)	(233,804)	58,136
<i>Fund Equity Beginning of Year</i>	321,267	321,267	321,267	0
Prior Year Encumbrances Appropriated	5,940	5,940	5,940	0
<i>Fund Equity End of Year</i>	<u>\$112,767</u>	<u>\$35,267</u>	<u>\$93,403</u>	<u>\$58,136</u>

City of Westlake, Ohio
*Statement of Revenues, Expenditures and Changes
in Fund Balance - Budget (Non-GAAP Basis) and Actual
Self Insurance Fund
For the Year Ended December 31, 2001*

	<u>Budgeted Amounts</u>			Variance with Final Budget Positive (Negative)
	<u>Original</u>	<u>Final</u>	<u>Actual</u>	
Revenues				
Charges for Services	\$1,100,000	\$1,100,000	\$1,205,465	\$105,465
Interest	190,000	190,000	121,717	(68,283)
Miscellaneous	10,000	10,000	68,190	58,190
<i>Total Revenues</i>	<u>1,300,000</u>	<u>1,300,000</u>	<u>1,395,372</u>	<u>95,372</u>
Expenses				
Contractual Services	210,000	210,000	172,792	37,208
Claims	1,268,000	1,268,000	1,240,408	27,592
<i>Total Expenses</i>	<u>1,478,000</u>	<u>1,478,000</u>	<u>1,413,200</u>	<u>64,800</u>
<i>Net Change in Fund Balance</i>	(178,000)	(178,000)	(17,828)	160,172
<i>Fund Balance Beginning of Year</i>	<u>2,577,951</u>	<u>2,577,951</u>	<u>2,577,951</u>	<u>0</u>
<i>Fund Balance End of Year</i>	<u>\$2,399,951</u>	<u>\$2,399,951</u>	<u>\$2,560,123</u>	<u>\$160,172</u>

City of Westlake, Ohio
*Schedule of Revenues, Expenditures and Changes
in Fund Balance - Budget (Non-GAAP Basis) and Actual
Unclaimed Monies Fund
For the Year Ended December 31, 2001*

	<u>Budgeted Amounts</u>			Variance with Final Budget Positive (Negative)
	<u>Original</u>	<u>Final</u>	<u>Actual</u>	
Revenues				
Miscellaneous	\$30,000	\$30,000	\$50,512	\$20,512
Expenditures				
Current:				
Community Environment:				
Salaries	5,000	5,000	169	4,831
Other	25,000	25,000	7,443	17,557
<i>Total Expenditures</i>	<u>30,000</u>	<u>30,000</u>	<u>7,612</u>	<u>22,388</u>
<i>Net Change in Fund Balance</i>	0	0	42,900	42,900
<i>Fund Balance Beginning of Year</i>	<u>249,365</u>	<u>249,365</u>	<u>249,365</u>	<u>0</u>
<i>Fund Balance End of Year</i>	<u>\$249,365</u>	<u>\$249,365</u>	<u>\$292,265</u>	<u>\$42,900</u>

This Page is Intentionally Left Blank.

City of Westlake, Ohio
*General Fund Revenues by Source
and Expenditures by Function (1)*
Last Ten Years

	2001	2000	1999	1998
All Taxes	\$18,220,615	\$16,661,637	\$15,898,942	\$15,307,088
Charges for Services	159,178	146,222	203,387	182,896
Licenses and Permits	658,830	336,383	590,835	571,357
Fines and Forfeitures	233,786	271,554	223,303	176,548
Intergovernmental	3,424,276	4,139,393	3,737,390	2,682,455
Special Assessments	0	40,702	40,328	0
Interest	1,662,857	2,662,620	1,645,440	1,550,624
Other	546,649	300,778	326,239	532,287
Total	\$24,906,191	\$24,559,289	\$22,665,864	\$21,003,255
Expenditures				
Current:				
General Government	\$8,349,408	\$4,065,105	\$4,412,671	\$3,477,090
Security of Persons and Property	7,549,584	6,903,001	6,183,774	5,750,999
Public Health and Welfare	377,379	386,631	361,219	383,947
Transportation	1,375,527	1,165,188	1,092,536	980,680
Community Environment	1,030,895	1,028,822	988,525	885,620
Basic Utility Services	1,673,545	1,928,567	1,801,041	1,806,866
Leisure Time Activities	489,555	166,454	450,546	564,904
Capital Outlay	219,848	1,160,456	1,128,769	551,931
Landfill Postclosure Costs	18,086	19,777	23,926	23,731
Debt Service	0	47,640	11,903	14,136
Total	\$21,083,827	\$16,871,641	\$16,454,910	\$14,439,904

Source: City financial records

(1) Information is based on modified accrual, information for full accrual for governmental activities will be presented when there are enough years of information to make comparisons.

1997	1996	1995	1994	1993	1992
\$13,669,798	\$12,798,035	\$12,401,880	\$11,270,644	\$10,652,383	\$10,439,081
141,846	93,632	947,238	219,596	235,744	130,255
490,879	411,058	411,707	404,121	468,448	453,076
192,268	156,449	183,342	154,799	179,093	164,968
2,462,644	2,618,335	2,808,875	2,417,602	1,869,981	1,606,171
0	0	0	0	0	0
1,521,286	1,107,436	1,251,593	748,541	621,090	561,490
76,772	120,182	162,502	86,217	50,511	40,854
<u>\$18,555,493</u>	<u>\$17,305,127</u>	<u>\$18,167,137</u>	<u>\$15,301,520</u>	<u>\$14,077,250</u>	<u>\$13,395,895</u>
\$3,432,466	\$4,335,842	\$6,221,006	\$3,508,039	\$2,450,148	\$2,596,565
5,455,855	5,374,378	4,931,966	4,595,814	4,256,601	4,128,797
344,907	330,497	297,437	257,194	200,549	184,764
1,055,479	1,037,921	1,027,271	981,789	914,088	733,338
822,791	746,352	669,228	659,656	636,796	607,274
1,743,188	1,855,194	1,834,506	1,810,993	1,741,365	1,753,680
973,090	511,044	605,021	491,087	439,300	328,447
287,110	673,782	658,189	408,869	1,364,060	1,258,302
13,784	23,034	32,077	25,816	0	0
26,424	374	8,258	8,258	8,258	0
<u>\$14,155,094</u>	<u>\$14,888,418</u>	<u>\$16,284,959</u>	<u>\$12,747,515</u>	<u>\$12,011,165</u>	<u>\$11,591,167</u>

City of Westlake, Ohio

*Property Tax Levies And Collections
Last Ten Years*

Year	Total Tax Levy	Current Tax Collections	Delinquent Tax Collections	Total Tax Collections (1)	Percent of Total Tax Collections To Tax Levy	Accumulated Outstanding Delinquent Taxes	Percentage of Accumulated Delinquent Taxes to Total Tax Levy
2001	\$11,310,839	\$10,922,571	\$250,109	\$10,539,924	93.18%	\$571,223	5.05%
2000	9,908,961	9,338,060	174,345	9,512,405	96.00	328,951	3.32
1999	9,543,649	9,142,265	195,253	9,337,518	97.84	199,981	2.10
1998	9,078,834	8,598,110	113,626	8,711,736	95.96	221,292	2.44
1997	8,896,826	8,445,688	99,814	8,545,502	96.05	357,919	4.02
1996	8,637,861	8,250,402	120,360	8,370,762	96.91	283,256	3.28
1995	8,377,367	8,030,615	140,879	8,171,494	97.54	173,647	2.07
1994	7,674,414	7,327,808	79,760	7,407,568	96.52	212,992	2.78
1993	7,483,956	7,070,569	154,716	7,225,285	96.54	232,807	3.11
1992	7,292,091	6,829,341	154,840	6,984,181	95.78	251,591	3.45

Source: Cuyahoga County, Ohio; County Auditor

(1) State reimbursement of rollback and homestead exemptions are included.

City of Westlake, Ohio

Assessed Valuation and Estimated True Values of Taxable Property

Last Ten Years

<u>Year</u>	<u>Real Property</u>	<u>Public Utility Real Property</u>	<u>Public Utility Tangible Property</u>	<u>Personal Property</u>	<u>Tangible Personal Property</u>	<u>Total</u>	<u>Estimated True Value Real Property</u>
2001	\$1,028,638,660	\$21,100	\$30,491,100	\$74,494,491	\$1,133,645,351	\$2,938,967,600	
2000	893,379,720	16,670	30,889,430	69,493,252	993,779,072	2,552,513,486	
1999	851,890,920	503,290	33,579,300	63,939,231	949,912,741	2,433,974,057	
1998	828,758,170	503,290	34,326,270	64,750,544	928,338,274	2,367,880,486	
1997	761,247,630	503,290	35,417,680	65,660,169	862,828,769	2,174,993,229	
1996	738,267,020	514,810	35,226,690	57,920,927	831,929,447	2,109,334,343	
1995	703,901,450	514,810	36,652,930	56,067,638	797,136,828	2,011,147,000	
1994	630,218,290	352,890	35,396,530	57,067,959	723,035,669	1,800,623,686	
1993	608,318,270	352,890	34,365,670	49,632,336	692,669,166	1,738,052,200	
1992	586,122,230	352,890	33,467,810	53,361,189	673,304,119	1,674,634,943	

Source: Cuyahoga County, Ohio; County Auditor

City of Westlake, Ohio
Property Tax Rates - Direct and Overlapping Governments
(Per \$1,000 of Assessed Valuation)
Last Ten Years

Year	City of Westlake			Westlake City		Cuyahoga County Commissioners	Special (1) Taxing Districts	Total
	General	Special Revenue	Debt Service	Total	School District including Library			
2001	\$7.50	\$1.50	\$1.30	\$10.30	\$62.70	\$11.72	\$4.48	\$89.20
2000	7.38	1.50	1.62	10.50	63.10	10.82	4.48	88.90
1999	7.38	1.50	1.62	10.50	63.10	10.82	4.48	88.90
1998	7.38	1.50	1.32	10.20	63.00	12.12	4.48	89.80
1997	7.24	1.50	2.06	10.80	62.70	12.12	4.48	90.10
1996	7.18	1.50	2.22	10.90	60.30	12.12	4.48	87.80
1995	7.15	1.50	2.35	11.00	55.90	12.32	4.48	83.70
1994	7.25	1.50	2.45	11.20	55.90	12.32	4.48	83.90
1993	7.25	1.50	2.45	11.20	57.90	12.32	4.48	85.90
1992	7.72	1.50	1.98	11.20	57.00	12.32	4.48	85.00

(1) Cleveland Metroparks Park District, Cuyahoga Community College District, and Cleveland-Port Authority

Source: Cuyahoga County Auditor

City of Westlake, Ohio
Special Assessment Levies and Collections (1)
Last Ten Years

Year	Current Assessments Levied	Current Assessments Collected (2)	Percentage of Current Assessments Collected to Levy	Total Outstanding Delinquent
2001	\$611,115	\$325,453	53.26 %	\$54,075
2000	633,836	577,833	91.16	56,323
1999	651,848	600,291	92.09	51,250
1998	672,649	602,931	89.64	70,253
1997	698,329	662,359	94.85	55,588
1996	822,241	766,625	93.24	50,906
1995	824,058	746,751	90.62	78,724
1994	864,200	775,172	89.70	87,980
1993	822,530	723,522	87.96	101,120
1992	843,823	724,473	85.86	121,313

Source: Cuyahoga County, Ohio; County Auditor

(1) These figures represent only amounts certified to and collected by the Cuyahoga County Auditor and does not include prepayments paid directly to the City.

(2) Prior to 2001, special assessments include both principal and interest.

City of Westlake, Ohio
*Ratio of Net General Bonded Debt to Assessed
Value and Net Bonded Debt Per Capita
Last Ten Years*

Year	Population	Assessed (2) Value	Gross (3) Bonded Debt	Debt Service Monies Available	Net Bonded Debt	Ratio of Net Bonded Debt to Assessed Valuation	Net Bonded Debt Per Capita
2001	31,719	\$1,133,645,351	\$29,714,174	\$837,256	\$28,876,918	2.55%	\$910.40
2000	31,719	993,779,072	33,662,724	741,894	32,920,830	3.31	1,026.81
1999	27,018 a	949,911,741	34,652,302	912,383	33,739,919	3.55	1,235.15
1998	27,018 a	928,338,274	32,021,481	854,666	31,166,815	3.36	1,153.56
1997	27,018 a	862,828,769	33,415,628	1,235,350	32,180,278	3.73	1,191.07
1996	27,018 a	831,929,447	22,486,832	889,634	21,597,198	2.60	799.36
1995	27,018 a	797,136,828	24,196,399	285,455	23,910,944	3.00	885.00
1994	27,018 a	723,035,669	25,855,966	426,025	25,429,941	3.52	941.22
1993	27,018 a	692,669,166	19,790,533	172,910	19,617,623	2.83	726.09
1992	12,061 a	673,304,119	12,450,100	168,166	12,281,934	1.82	454.58

(1) Source: U. S. Bureau of Census, Census of Population.
(a) 1990 Federal Census

(2) Source: Cuyahoga County Auditor

(3) Includes all general obligation bonded debt

City of Westlake, Ohio
Computation of Legal Debt Margin
December 31, 2001

Total Assessed Property Value	<u>\$1,133,645,351</u>
Overall Debt Limitation (10 ½ % of Assessed Valuation)	119,032,762
Gross Indebtedness	36,192,565
Less: Special Assessment Bonds	(2,208,000)
General Obligation Bond Retirement Fund Balance	(837,256)
Special Assessment Bond Retirement Fund Balance	(173,773)
Issue II Bond Retirement Fund Balance	<u>(424,678)</u>
Net Debt Within 10 1/2% Limitations	<u>32,548,858</u>
Overall Legal Debt Margin Within 10 1/2% Limitations	<u>\$86,483,904</u>
Unvoted Debt Limitation (5 1/2% of Assessed Valuation)	<u>\$62,350,494</u>
Net Indebtedness Authorized by Council	21,364,565
Less: General Obligation Bond Retirement Fund Balance	(837,256)
Issue II Bond Retirement Fund Balance	<u>(424,678)</u>
Net Debt Within 5 1/2% Limitations	<u>20,102,631</u>
Unvoted Legal Debt Margin Within 5 1/2% Limitations	<u>\$42,247,863</u>

Source: City Financial Records

City of Westlake, Ohio
Computation of Direct and Overlapping General Obligation Bonded Debt
December 31, 2001

Jurisdiction	General Obligation Debt Outstanding	Percentage Applicable to City (1)	Amount Applicable to City of Westlake
Direct			
City of Westlake (1)	\$31,922,174	100.00%	\$31,922,174
Westlake School District	<u>29,500,000</u>	100.00	<u>29,500,000</u>
<i>Total Direct Debt</i>	<u>61,422,174</u>		<u>61,422,174</u>
Overlapping			
Cuyahoga County	216,544,636	4.08	8,835,021
Greater Cleveland Regional Transit Authority	<u>123,915,000</u>	4.08	<u>5,055,732</u>
<i>Total Overlapping Debt</i>	<u>340,459,636</u>		<u>13,890,753</u>
Total	<u><u>\$401,881,810</u></u>		<u><u>\$75,312,927</u></u>

Source: Cuyahoga County, Ohio; County Auditor

(1) Percentages were determined by dividing each overlapping subdivision's assessed valuation within the City by its total assessed valuation.
The debt outstanding includes general obligation bonds and note debt.

City of Westlake, Ohio
*Ratio of Annual Debt Principal Expenditures For
 General Bonded Debt to Total General Fund Expenditures
 Last Ten Years*

Year	Debt (1) Principal	Total General Fund Expenditures	Ratio of Debt Service To Total General Fund Expenditures
2001	\$2,468,550	\$21,083,827	11.71%
2000	2,469,581	16,871,641	14.64
1999	2,319,567	16,454,910	14.10
1998	1,754,567	14,439,904	12.15
1997	1,734,567	14,155,094	12.25
1996	1,709,567	14,888,418	11.48
1995	1,659,567	16,284,959	10.19
1994	1,224,567	12,747,515	9.61
1993	809,567	12,011,165	6.74
1992	799,567	11,591,167	6.90

Source: City financial records

(1) 1997 excludes \$5,115,000 in advance refunding debt payment.

City of Westlake, Ohio

Demographic Statistics

Last Ten Years

<u>Year</u>	<u>Population (1)</u>		<u>School (2) Enrollment</u>
2001	31,719	b	3,734
2000	31,719	b	3,698
1999	27,018	a	3,760
1998	27,018	a	3,674
1997	27,018	a	3,688
1996	27,018	a	3,739
1995	27,018	a	3,764
1994	27,018	a	3,778
1993	27,018	a	3,753
1992	27,018	a	3,713

(1) Source: U. S. Census, Census of population

(a) 1990 Federal Census

(b) 2000 Federal Census

(2) Source: Westlake Board of Education

City of Westlake, Ohio
Construction and Bank Deposits
Last Ten Years

Year	Number of Construction Permits Issued	Residential Construction Value (1)	Commerical Construction Value (1)	Domestic Bank Deposits in the County (2) (in thousands)	Financial Instution Deposits in the City (3)
2001	1,265	\$52,105,345	\$41,894,175	\$63,893,769	\$82,165,173
2000	1,308	52,991,580	30,588,215	61,942,764	69,179,904
1999	1,368	80,928,725	31,395,240	57,816,942	62,367,785
1998	1,254	62,927,295	121,084,840	58,904,596	49,488,362
1997	1,030	37,638,725	42,835,925	53,941,971	(4) 49,034,003
1996	930	43,690,510	12,431,385	27,068,211	36,361,458
1995	928	38,704,215	17,720,195	22,458,573	33,254,182
1994	1,020	37,057,210	10,394,095	20,885,453	33,717,448
1993	984	40,236,882	18,731,377	21,009,421	29,422,077
1992	898	46,885,845	14,345,140	19,379,280	26,278,847

(1) Source: City of Westlake Building Department Reports

(2) Source: Federal Reserve Bank of Cleveland

(3) Total balances per bank for all institutions receiving City of Westlake deposits.

(4) Large increase in deposits due to Key Bank becoming a single charter in 1997.

City of Westlake, Ohio

Principal Taxpayers

December 31, 2001

<u>Taxpayer</u>	<u>Real Property Assessed Valuation (1)</u>	<u>Percentage of Total Assessed Valuation</u>
University Hospital Health Systems	\$20,665,000	1.82%
Cleveland Electric Illuminating Company	13,415,130	1.18
King James Park Ltd.	9,641,680	0.85
Westlake Center Associates	8,853,880	0.78
Eveready Battery Company	7,381,190	0.65
Cleveland Retirement Properties, LLC	6,037,500	0.53
J.G. Westlake Hotel	5,887,390	0.52
Kopf-Newton Venture I	5,728,910	0.51
Metric Institutional Apartment Fund, Ltd	5,713,120	0.50
Ohio Bell Telephone Company	<u>5,633,120</u>	<u>0.50</u>
	<u>\$88,956,920</u>	<u>7.84%</u>
Total Assesses Valuation	<u><u>\$1,133,645,351</u></u>	

(1) Assessed valuation based on the valuation of property for taxes collected in 1999 and a review of the 10 largest parcels for the City. Total valuation listed for each taxpayer does not include all parcels owned by that taxpayer in the County.

Source: Cuyahoga County Auditor

City of Westlake
Miscellaneous Statistics
December 31, 2001

Date of Incorporation	November 19,1957
Form of Government	Mayor/Council
Area	16.5 square miles
Miles of Streets	135 miles
Number of Street Lights (per light bill)	14,288
Fire Protection:	
Number of Stations	2
Number of Fireman and Officers	45
Police Protection:	
Number of Stations	1
Number of Policeman and Officers	49
Hospital	1
Education (K-12) (public ony)	
Attendance Centers	7
Number of Classrooms	205
Numbet of Teachers	258
Number of Students	3,734
Miles of Sanitary Sewer	121 miles
Recreation and Culture:	
Number of Parks	5
Number of Libraries	1
Employees:	
Full-Time	245
Part-time	349



STATE OF OHIO
OFFICE OF THE AUDITOR

JIM PETRO, AUDITOR OF STATE

88 East Broad Street
P.O. Box 1140
Columbus, Ohio 43216-1140
Telephone 614-466-4514
800-282-0370
Facsimile 614-466-4490

CITY OF WESTLAKE

CUYAHOGA COUNTY

CLERK'S CERTIFICATION

This is a true and correct copy of the report which is required to be filed in the Office of the Auditor of State pursuant to Section 117.26, Revised Code, and which is filed in Columbus, Ohio.

Susan Babbitt

CLERK OF THE BUREAU

**CERTIFIED
JULY 18, 2002**