



**Auditor of State
Betty Montgomery**

WARREN COUNTY
TABLE OF CONTENTS

TITLE	PAGE
Independent Accountants' Report..... (Under a Separate Cover)	
Comprehensive Annual Financial Report (Under a Separate Cover)	
Schedule of Federal Awards Expenditures.....	1
Notes to the Schedule of Federal Awards Expenditures	4
Independent Accountants' Report on Compliance and on Internal Control Required by <i>Government Auditing Standards</i>	5
Independent Accounts' Report on Compliance with Requirements Applicable to Each Major Federal Program and Internal Control over Compliance in Accordance with OMB Circular A-133.....	7
Schedule of Findings.....	9
Schedule of Prior Audit Findings	11

This page intentionally left blank.

WARREN COUNTY

SCHEDULE OF FEDERAL AWARDS EXPENDITURES
FOR THE YEAR ENDED DECEMBER 31, 2002

Federal Grantor/ Pass Through Grantor Program Title	Pass Through Entity Number	Federal CFDA Number	Disbursements
U.S. DEPARTMENT OF AGRICULTURE			
<i>Passed Through Ohio Department of Education</i>			
Nutrition Cluster			
National School Breakfast Program	05-PU-2003 05-PU-2002	10.553	\$9,915 9,742
Total National School Breakfast Program			19,657
National School Lunch Program	LL-P4-2003 LL-P4-2002	10.555	14,576 14,363
Total National School Lunch Program			28,939
Total Nutrition Cluster			48,596
<i>Total Passed Through Ohio Department of Education</i>			
			48,596
Total U.S. Department of Agriculture			48,596
U.S. DEPARTMENT OF HOUSING AND URBAN DEVELOPMENT			
<i>Passed Through Ohio Department of Development</i>			
Community Development Block Grant	B-F-02-076-1 B-F-01-076-1 B-F-00-076-1	14.228	8,500 273,367 50,406
Total Community Development Block Grant			332,273
<i>Total Passed Through the Ohio Department of Development</i>			
			332,273
Total U.S. Department of Housing and Urban Development			332,273
U.S. DEPARTMENT OF JUSTICE			
Pubic Safety Partnership and Community Policing Grants	2000SHWX0700	16.710	80,490
<i>Passed Through Ohio Attorney General's Office</i>			
Crime Victim Assistance	2002VAGENE032T	16.575	65,121
<i>Total Passed Through Ohio Attorney General's Office</i>			
			65,121
<i>Passed Through Ohio Office of Criminal Justice Services</i>			
Byrne Formula Grant	2001-DG-A01-7154 2000-DG-C01-7136	16.579	103,275 6,880
Total Byrne Formula Grant			110,155
<i>Total Passed Through Ohio Office of Criminal Justice Services</i>			
			110,155
<i>Passed Through Ohio Office of Youth Services</i>			
Juvenile Accountability Incentive Block Grant		16.523	18,940
<i>Total Passed Through Ohio Office of Youth Services</i>			
			18,940
Total U.S. Department of Justice			274,706

WARREN COUNTY

SCHEDULE OF FEDERAL AWARDS EXPENDITURES
FOR THE YEAR ENDED DECEMBER 31, 2002
(Continued)

U.S. DEPARTMENT OF LABOR

Passed Through Ohio Department of Job and Family Services

Workforce Investment Act Cluster			
JTPA Carryover Youth	N/A	17.246	31,113
One Stop Implementation	N/A	17.257	52,613
Workforce Investment Act-Adult			250,580
Workforce Investment Act-Adult Administration			13,120
Total Workforce Investment Act-Adult	N/A	17.258	<u>263,700</u>
Workforce Investment Act-Youth			259,975
Workforce Investment Act-Youth Administration			11,842
Total Workforce Investment Act-Youth	N/A	17.259	<u>271,817</u>
Workforce Investment Act-Dislocated Worker	N/A	17.260	160,000

Total Passed Through Ohio Department of Job and Family Services

779,243

Total U.S. Department of Labor

779,243

U.S. DEPARTMENT OF TRANSPORTATION

Passed Through Ohio Department of Transportation

Public Transportation for Nonurbanized Areas	RPT-4083-017-002	20.509	266,086
	RPT-0083-021-022		16,569
<i>Total Passed Through Ohio Department of Transportation</i>			<u>282,655</u>

Total U.S. Department of Transportation

282,655

**U.S. DEPARTMENT OF FEDERAL EMERGENCY
MANAGEMENT ASSISTANCE**

Passed Through Ohio Department of Public Safety

Emergency Management Performance Grant	J732	83.552	24,126
	K305		10,896
Total Emergency Management Performance Grant			<u>35,022</u>

Total Passed Through Ohio Department of Public Safety

35,022

Total U.S. Department of Federal Emergency Management Assistance

35,022

U.S. DEPARTMENT OF EDUCATION

Passed Through Ohio Department of Education

Special Education Cluster			
Special Education Grants to States	6B-SF-03P	84.027	19,455
	6B-SF-02P		42,887
Total Special Education Grants to States			<u>62,342</u>

WARREN COUNTY

SCHEDULE OF FEDERAL AWARDS EXPENDITURES
FOR THE YEAR ENDED DECEMBER 31, 2002
(Continued)

Special Education - Preschool Grant	PG-S1-2003P	84.173	5,156
	PG-S1-2002P		<u>23,304</u>
Total Special Education - Preschool Grant			28,460
Total Special Education Cluster			<u>90,802</u>
Innovative Education Program (ESEA Title VI)	C2-S1-2002	84.298	3,925
	C2-S1-2003		<u>734</u>
			4,659
<i>Total Passed Through Ohio Department of Education</i>			<u>95,461</u>
Total U.S. Department of Education			<u>95,461</u>
<u>U.S. DEPARTMENT OF HEALTH AND HUMAN SERVICES</u>			
<i>Passed Through Ohio Department of Job and Family Services</i>			
Promoting Safe and Stable Families	2003	93.556	18,539
Child Welfare Services: State Grants	N/A	93.645	51,497
Independent Living	2003	93.674	9,549
	2002		<u>4,988</u>
			14,537
<i>Total Passed Through Ohio Department of Job and Family Services</i>			<u>84,573</u>
<i>Passed Through Ohio Department of Mental Retardation and Developmental Disabilities</i>			
Title XX Social Service Block Grant	N/A	93.667	97,968
Title XIX Medical Assistance Program	N/A	93.778	2,051,374
<i>Total Passed Through Ohio Department of Mental Retardation and Developmental Disabilities</i>			<u>2,149,342</u>
Total U.S. Department of Health and Human Services			<u>2,233,915</u>
Total			<u><u>\$4,081,871</u></u>

The accompanying notes to this schedule are an integral part of this schedule.

WARREN COUNTY

**FOR THE YEAR ENDED DECEMBER 31, 2002
NOTES TO SCHEDULE OF FEDERAL AWARDS EXPENDITURES**

NOTE A – SIGNIFICANT ACCOUNTING POLICIES

The accompanying Schedule of Federal Awards Expenditures (the schedule) summarizes activity of the County's federal award programs. The schedule has been prepared on the cash basis of accounting.

NOTE B – MATCHING REQUIREMENTS

Certain Federal programs require that the County contribute non-Federal funds (matching funds) to support the Federally-funded programs. The County has complied with the matching requirements. The expenditure of non-Federal matching funds is not included on the Schedule.

NOTE C – LOAN BALANCES

The County has outstanding loans from the HOME Improvement Partnership Program (CFDA #14.239). These loans were made to County residents based on income eligibility. These loans were used to assist with the down payment and closing cost for first-time home buyers and the rehabilitation of private residences. Interest is not assessed on these loans. These loans are collateralized by mortgages. As of December 31, 2002, the balance of loans outstanding is \$177,605. The County will use repayments of loans to make additional loans to assist additional low and moderate income households in the County for HOME eligible activities.

NOTE D – LOAN BALANCES

The County has outstanding loans from recaptured Community Development Block Grant (CDBG) Program (CFDA #14.228) funds with an outstanding balance as of December 31, 2002 of \$96,168. These loans were made to CDBG eligible applicants. These loans were used to assist with the down payment and closing cost for first time home buyers and the rehabilitation of private residences. Interest is not assessed on the loans. These loans are collateralized by mortgages. The County will use repayments of loans to make additional loans to assist low and moderate income households in the County for CDBG eligible activities.

NOTE E – LOAN BALANCES

The total HOME Improvement Partnership Program and Community Development Block Grant Program outstanding loan balances as of December 31, 2002 is \$691,075. These loans are collateralized by mortgages.



**Auditor of State
Betty Montgomery**

**INDEPENDENT ACCOUNTANTS' REPORT ON COMPLIANCE AND ON
INTERNAL CONTROL REQUIRED BY GOVERNMENT AUDITING STANDARDS**

Warren County
406 Justice Drive
Lebanon, Ohio 45036

To the Board of County Commissioners:

We have audited the accompanying financial statements of Warren County, Ohio (the County), as of and for the years ended December 31, 2002, and have issued our report thereon dated June 24, 2003. The financial statements of Production Services Unlimited, Inc., the County's discretely-presented component unit, were audited by other auditors in accordance with auditing standards generally accepted in the United States of America and not in accordance with *Government Auditing Standards* and accordingly this report does not extend to that component unit. We conducted our audit in accordance with auditing standards generally accepted in the United States of America and the standards applicable to financial audits contained in *Government Auditing Standards*, issued by the Comptroller General of the United States.

Compliance

As part of obtaining reasonable assurance about whether the County's financial statements are free of material misstatement, we performed tests of its compliance with certain provisions of laws, regulations, contracts and grants, noncompliance with which could have a direct and material effect on the determination of financial statement amounts. However, providing an opinion on compliance with those provisions was not an objective of our audit and, accordingly, we do not express such an opinion. The results of our tests disclosed no instances of noncompliance that are required to be reported under *Government Auditing Standards*. However, we noted certain immaterial instances of noncompliance that we have reported to management of the County in a separate letter dated June 24, 2003.

Internal Control Over Financial Reporting

In planning and performing our audit, we considered the County's internal control over financial reporting in order to determine our auditing procedures for the purpose of expressing our opinion on the financial statements and not to provide assurance on the internal control over financial reporting. Our consideration of the internal control over financial reporting would not necessarily disclose all matters in the internal control over financial reporting that might be material weaknesses. A material weakness is a condition in which the design or operation of one or more of the internal control components does not reduce to a relatively low level the risk that misstatements in amounts that would be material in relation to the financial statements being audited may occur and not be detected within a timely period by employees in the normal course of performing their assigned functions. We noted no matters involving the internal control over financial reporting and its operation that we consider to be material weaknesses. However, we noted other matters involving the internal controls structure over financial reporting that do not require inclusion in this report that we have reported to management of the County in a separate letter dated June 24, 2003.

This report is intended for the information and use of the audit committee, management, the Board of County Commissioners and federal awarding agencies and pass-through entities, and is not intended to be and should not be used by anyone other than these specified parties.

A handwritten signature in black ink that reads "Betty Montgomery". The signature is written in a cursive, flowing style.

Betty Montgomery
Auditor of State

June 24, 2003



Auditor of State Betty Montgomery

INDEPENDENT ACCOUNTANTS' REPORT ON COMPLIANCE WITH REQUIREMENTS APPLICABLE TO MAJOR FEDERAL PROGRAMS AND INTERNAL CONTROL OVER COMPLIANCE IN ACCORDANCE WITH OMB CIRCULAR A-133

Warren County
406 Justice Drive
Lebanon, Ohio 45036

To the Board of County Commissioners:

Compliance

We have audited the compliance of the County with the types of compliance requirements described in the *U.S. Office of Management and Budget (OMB) Circular A-133, Compliance Supplement* that are applicable to each of its major federal programs for the year ended December 31, 2002. The County's major federal programs are identified in the summary of auditor's results section of the accompanying schedule of findings. Compliance with the requirements of laws, regulations, contracts and grants applicable to each of its major federal programs is the responsibility of the County's management. Our responsibility is to express an opinion on the County's compliance based on our audit.

We conducted our audit of compliance in accordance with auditing standards generally accepted in the United States of America, the standards applicable to financial audits contained in *Government Auditing Standards*, issued by the Comptroller General of the United States; and OMB Circular A-133, *Audits of States, Local Governments, and Non-Profit Organizations*. Those standards and OMB Circular A-133 require that we plan and perform the audit to obtain reasonable assurance about whether noncompliance occurred with the types of compliance requirements referred to above that could have a direct and material effect on a major federal program. An audit includes examining, on a test basis, evidence about the County's compliance with those requirements and performing such other procedures as we considered necessary in the circumstances. We believe that our audit provides a reasonable basis for our opinion. Our audit does not provide a legal determination on the County's compliance with those requirements.

In our opinion, the County complied, in all material respects, with the requirements referred to above that are applicable to each of its major federal programs for the year ended December 31, 2002. We noted certain instances of noncompliance that do not require inclusion in this report that we have reported to management of the County in a separate letter dated June 24, 2003.

Internal Control Over Compliance

The management of the County is responsible for establishing and maintaining effective internal control over compliance with requirements of laws, regulations, contracts and grants applicable to federal programs. In planning and performing our audit, we considered the County's internal control over compliance with requirements that could have a direct and material effect on a major federal program. In order to determine our auditing procedures for the purpose of expressing our opinion on compliance and to test and report on internal control over compliance in accordance with OMB Circular A-133.

Our consideration of the internal control over compliance would not necessarily disclose all matters in the internal control that might be material weaknesses. A material weakness is a condition in which the design or operation of one or more of the internal control components does not reduce to a relatively low level the risk that noncompliance with applicable requirements of laws, regulations, contracts and grants that would be material in relation to a major federal program being audited may occur and not be detected within a timely period by employees in the normal course of performing their assigned functions. We noted no matters involving the internal control over compliance and its operation that we consider to be material weaknesses.

Schedule of Federal Awards Expenditures

We have audited the general purpose financial statements of the County as of and for the year ended December 31, 2002, and have issued our report thereon dated June 24, 2003. Our audit was performed for the purpose of forming an opinion on the general purpose financial statements taken as a whole. The accompanying schedule of federal awards expenditures is presented for purposes of additional analysis as required by OMB Circular A-133 and is not a required part of the general purpose financial statements. Such information has been subjected to the auditing procedures applied in the audit of the general purpose financial statements and, in our opinion, is fairly stated, in all material respects, in relation to the general purpose financial statements taken as a whole.

This report is intended for the information and use of the audit committee, management, the Board of County Commissioners, federal awarding agencies and pass-through entities, and is not intended to be and should not be used by anyone other than these specified parties.



Betty Montgomery
Auditor of State

June 24, 2003

WARREN COUNTY
SCHEDULE OF FINDINGS
OMB CIRCULAR A -133 § .505
DECEMBER 31, 2002

1. SUMMARY OF AUDITOR'S RESULTS

(d)(1)(i)	Type of Financial Statement Opinion	Unqualified
(d)(1)(ii)	Were there any material control weakness conditions reported at the financial statement level (GAGAS)?	No
(d)(1)(ii)	Were there any other reportable control weakness conditions reported at the financial statement level (GAGAS)?	No
(d)(1)(iii)	Was there any reported material non-compliance at the financial statement level (GAGAS)?	No
(d)(1)(iv)	Were there any material internal control weakness conditions reported for major federal programs?	No
(d)(1)(iv)	Were there any other reportable internal control weakness conditions reported for major federal programs?	No
(d)(1)(v)	Type of Major Programs' Compliance Opinion	Unqualified
(d)(1)(vi)	Are there any reportable findings under § .510?	No
(d)(1)(vii)	Major Programs (list):	CFDA #20.509 Public Transportation for Nonurbanized Areas CFDA #93.778: Title XIX: Medical Assistance Program
(d)(1)(viii)	Dollar Threshold: Type A\B Programs	Type A: > \$300,000 Type B: all others
(d)(1)(ix)	Low Risk Auditee?	No

**2. FINDINGS RELATED TO THE FINANCIAL STATEMENTS
REQUIRED TO BE REPORTED IN ACCORDANCE WITH GAGAS**

None.

3. FINDINGS FOR FEDERAL AWARDS

None.

This page intentionally left blank.

WARREN COUNTY

**SCHEDULE OF PRIOR AUDIT FINDINGS
DECEMBER 31, 2002**

Finding Number	Finding Summary	Fully Corrected?	Not Corrected, Partially Corrected; Significantly Different Corrective Action Taken; or Finding No Longer Valid; <i>Explain:</i>
2001-60483-001	Lack of adequate pledged collateral for deposits over \$100,000.	Yes	
2001-60483-002	Super blanket purchase orders issued for amounts under \$5,000.	Yes	Finding no longer valid because super blanket purchase orders may now be issued for any amount.
2001-60483-003	Certification of available funds.	No	Partially corrected, reissued in the management letter.
2001-60483-004	Production Services Unlimited internal control procedures.	Not applicable	Component Unit was audited by Flynn & Company PSC, Inc. See the audit report dated April 4, 2003.
2001-60483-005	Failure to monitor subrecipient of grant funds.	Yes	Finding no longer valid.

WARREN COUNTY
OHIO



COMPREHENSIVE ANNUAL FINANCIAL REPORT

FOR THE YEAR ENDED
DECEMBER 31, 2002

WARREN COUNTY, OHIO

COMPREHENSIVE
ANNUAL FINANCIAL REPORT

FOR THE YEAR ENDED
DECEMBER 31, 2002

Prepared by:
Nick Nelson
County Auditor

This Page is Intentionally Left Blank.

TABLE OF CONTENTS

WARREN COUNTY, OHIO

I INTRODUCTORY SECTION

A	Letter of Transmittal	v
B	Elected Officials	xxiii
C	Organizational Chart	xxiv
D	Certificate of Achievement	xxv

II FINANCIAL SECTION

A	REPORT OF INDEPENDENT ACCOUNTANTS	1
B	GENERAL PURPOSE FINANCIAL STATEMENTS	
	Combined Balance Sheet as of December 31, 2002 All Fund Types, Account Groups and Discretely Presented Component Unit	4
	Combined Statement of Revenues, Expenditures and Changes in Fund Balances for the Year Ended December 31, 2002 All Governmental Fund Types and Expendable Trust Fund	8
	Combined Statement of Revenues, Expenditures and Changes in Fund Balances Budget and Actual (Non-GAAP Budgetary Basis) for the Year Ended December 31, 2002 All Governmental Fund Types	10
	Combined Statement of Revenues, Expenses and Changes in Retained Earnings/Fund Balance for the Year Ended December 31, 2002 All Proprietary Fund Types, Similar Trust Fund and Discretely Presented Component Unit	13
	Combined Statement of Cash Flows for the Year Ended December 31, 2002 All Proprietary Fund Types, Nonexpendable Trust Fund and Discretely Presented Component Unit	14
	Notes to the General Purpose Financial Statements for the Year Ended December 31, 2002	16

C	COMBINING AND INDIVIDUAL FUND AND ACCOUNT GROUP STATEMENTS AND SCHEDULES	
	General Fund	
	Schedule of Revenues, Expenditures and Changes in Fund Balance Budget and Actual (Non-GAAP Budgetary Basis)	55
	Special Revenue Funds	
	Combining Balance Sheet	64
	Combining Statement of Revenues, Expenditures and Changes in Fund Balances	70
	Schedule of Revenues, Expenditures and Changes in Fund Balance Budget and Actual (Non-GAAP Budgetary Basis):	
	Motor Vehicle and Gasoline Tax Fund	76
	Human Services Fund	77
	Board of Mental Retardation Fund	78
	Dog and Kennel Fund	79
	Permissive Tax Fund	80
	Domestic Shelter Fund	81
	Real Estate Assessment Fund	82
	Children's Services Board Fund	83
	Crime Victim Grant Fund	84
	Youth Services Subsidy Fund	85
	Delinquent Real Estate Tax and Assessment Fund	86
	Certificate of Title Administration Fund	87
	County Court Probation Department Fund	88
	Warren County Solid Waste District Fund	89
	Workforce Investment Act Fund	90
	Job Training Partnership Act Fund	91
	Pass Through Grants Fund	92
	Child Support Enforcement Fund	93
	Emergency Management Fund	94
	Community Development Fund	95
	Sheriff Grants Fund	96
	Indigent Guardianship Fund	97
	Indigent Driver Fund	98
	Drug Law Enforcement Fund	99
	Law Enforcement Fund	100
	Court Computerization Fund	101
	County Court Special Projects Fund	102
	Treatment Alternative to Street Crime (TASC) Grant Fund	103
	Hazardous Materials Emergency Fund	104
	Enforcement and Education Fund	105
	Rehabilitation Grants Fund	106
	County Transit Fund	107

Debt Service Funds

Combining Balance Sheet	110
Combining Statement of Revenues, Expenditures and Changes in Fund Balances	112
Schedule of Revenues, Expenditures and Changes in Fund Balance Budget and Actual (Non-GAAP Budgetary Basis):	
East Street Building Fund	114
Court Building Construction Fund	115
Special Assessment Fund	116
Tax Increment Financing Fund	117
State Ohio Public Works Commission (OPWC) Loan Fund	118

Capital Projects Funds

Combining Balance Sheet	120
Combining Statement of Revenues, Expenditures and Changes in Fund Balances	122
Schedule of Revenues, Expenditures and Changes in Fund Balance Budget and Actual (Non-GAAP Budgetary Basis):	
County Road Projects Fund	124
Water Extension Projects Fund	125
Sewer Extension Projects Fund	126
County Construction Projects Fund	127
Airport Construction Fund	128

Enterprise Funds

Combining Balance Sheet	130
Combining Statement of Revenues, Expenses and Changes in Retained Earnings	131
Combining Statement of Cash Flows	132

Internal Service Funds

Combining Balance Sheet	136
Combining Statement of Revenues, Expenses and Changes in Retained Earnings	138
Combining Statement of Cash Flows	140

Fiduciary Funds

Combining Balance Sheet	145
Combining Statement of Changes in Assets and Liabilities - Agency Funds	146

General Fixed Assets Account Group

Schedule of General Fixed Assets by Source	162
Schedule of General Fixed Assets by Category	163
Schedule of Changes in General Fixed Assets by Function and Activity	164

III**STATISTICAL SECTION**

General Governmental Expenditures by Function - Last Ten Years	165
General Governmental Revenues by Source - Last Ten Years	166
Property Tax Levies and Collections - Last Ten Years	167
Assessed Valuations and Estimated True Values of Taxable Property - Last Ten Years	168
Property Tax Rates of all Direct and Overlapping Governments - Last Ten Years	169
Special Assessment Levies and Collections - Last Ten Years	172
Computation of Legal Debt Margin	173
Ratio of Net General Bonded Debt to Assessed Value and Net Bonded Debt per Capita - Last Ten Years	174
Ratio of Annual Debt Service for General Bonded Debt to Total General Governmental Expenditures - Last Ten Years	175
Computation of Direct and Overlapping General Obligation Debt	176
Revenue Bond Coverage - Water - Last Ten Years	177
Revenue Bond Coverage - Sewer - Last Ten Years	178
Demographic Statistics	179
Property Value, Construction and Bank Deposits - Last Ten Years	180
Principal Taxpayers (Property Tax)	181
Miscellaneous Statistics	182

INTRODUCTORY SECTION

WARREN COUNTY AUDITOR

406 JUSTICE DRIVE, LEBANON, OHIO 45036

BILL SCHREINER
Chief Deputy Auditor

bill@co.warren.oh.us

(513) 695-2610

Fax (513) 695-2960

NICK NELSON
AUDITOR

nnelson@co.warren.oh.us

(513) 695-1235

WEB ADDRESS www.co.warren.oh.us

ROBYN CRISENBERY
Director of Financial Operations

robyn@co.warren.oh.us

(513) 695-1219

Fax (513) 695-2606

June 24, 2003

To the Citizens of Warren County, Ohio:

I am pleased to submit the Comprehensive Annual Financial Report (CAFR) for Warren County, Ohio (the "County") for the fiscal year ended December 31, 2002. The report has been prepared in conformity with generally accepted accounting principles (GAAP) and guidelines recommended by the Government Finance Officers Association of the United States and Canada (GFOA).

Introduction

While there is no legal requirement for the preparation of this report, it represents a commitment by Warren County to conform to nationally recognized standards of excellence in financial reporting. Responsibility for both the accuracy of the presented data and the completeness and fairness of the presentation, including all disclosures, rests with the County, especially the County Auditor's Office. To the best of our knowledge and belief, the enclosed data, as presented, is accurate in all material respects, is presented in a manner designed to fairly set forth the financial position and results of operations of the County and includes all disclosures necessary to enable the reader to gain an understanding of the County's financial activity.

The Report:

This Comprehensive Annual Financial Report (CAFR) is designed to assist and guide the reader in understanding its contents. The report is comprised of the following three major sections:

1. *The Introductory Section* includes this letter of transmittal which presents the County's organization, operational structure and accomplishments; an organizational chart; and a list of elected officials.
2. *The Financial Section* contains the County's General Purpose Financial Statements and explanatory notes thereto; the combining and individual fund and account group financial statements and schedules; and the Report of the Independent Accountants.
3. *The Statistical Section* presents social, economic, and historical data in a multi-year format which can be used to identify financial trends and data relative to the fiscal capacity of the County.

The Reporting Entity:

The accompanying general purpose financial statements comply with the provisions of the Governmental Accounting Standards Board (the "GASB") Statement No. 14, "The Financial Reporting Entity," in that the financial statements include all the organizations, activities and functions of the primary government (the County) and legally separate entities (component unit) for which the County is financially accountable. Financial accountability is defined as the appointment of a voting majority of the component unit's board and either, (1) the County's ability to impose its will over the component unit, or (2) the possibility that the component unit will provide financial benefit to, or impose a financial burden on, the County. Therefore, the reporting entity of the County includes the following services: police protection, water and sanitation services, the construction and maintenance of highways, streets and infrastructure, public assistance, health assistance, civil and criminal justice systems, and other general administrative support services. Production Services Unlimited, an adult workshop, has been included as a discretely presented component unit of the County due to its significant relationship with the County.

Certain organizations share some degree of name similarity with Warren County; however, they constitute separate and distinct entities, not only from the County, but also from each other. The County is not financially accountable for these entities. Because of their independent nature, none of the following organizations' financial statements are included in this report:

- Warren County Board of Education
- Warren County Agricultural Extension Office
- Warren County Metropolitan Housing Authority
- Warren County Community Services

A thorough presentation of the County's reporting entity is contained in Note 1 of the general purpose financial statements.

County Organization and Services:

Warren County, Ohio was established by an act of the first General Assembly of Ohio on May 1, 1803. The County was named in honor of General Joseph Warren, a patriot who died in the Battle of Bunker Hill during the Revolutionary War. Six months after the establishment of the County, Lebanon became the County Seat.

Warren County is located in the southwestern part of the state, approximately 20 miles north of Cincinnati and 15 miles south of Dayton. Its 408 square mile area serves a residential population estimated at 158,383 (2000 U.S. Bureau of Census) and is classified as the 14th most populated county in the state. The County includes 11 townships, 11 villages and 6 cities. The County has only those powers conferred upon it by Ohio statutes. A three member Board of County Commissioners is elected at large in even numbered years for overlapping four-year terms. The Board of County Commissioners serves as the taxing authority, the contracting body, and the chief administrator of public services for the County. The Board of County Commissioners prepares and adopts the annual operating budget and makes the annual appropriation measure for expenditures of all County funds. In addition to the Board of County Commissioners, the offices of the County Auditor and County Treasurer are included in the category of general government and are of particular importance to the financial affairs of the County.

The County Auditor is elected to a four-year term and serves as the chief fiscal officer for the County and the tax assessor for all political subdivisions within the County. According to state law, a complete reappraisal must be conducted every six years as well as a triennial update every third year between reappraisals. Upon collection by the County Treasurer, the County Auditor is responsible for distributing certain taxes to various political subdivisions including municipalities, villages, townships, school and library districts, special districts and county agencies. As chief fiscal officer, the County Auditor must certify that funds for all contracts and obligations of the County have been lawfully appropriated and are available or in the process of collection before the contract or obligation is binding upon the County. In addition, the Auditor is also the central disbursing agent, who by the issuance of County warrants distributes funds to creditors in payment of liabilities incurred by the County. The Auditor is also responsible for the County payroll and has other statutory accounting responsibilities. He is, by state law, Secretary of the County Board of Revision and the County Budget Commission and the Administrator and Supervisor of the County Data Processing Board.

The County Treasurer is also elected to a four-year term and is the custodian of all County funds. The Treasurer is responsible for collecting all tax monies, applying payments to the appropriate tax accounts and investing all available idle County funds as specified by Ohio law. The Treasurer is the distributing agent for expenditures authorized by the Board of County Commissioners upon the Auditor's warrant. The Treasurer must submit daily reports showing receipts, payments and balances to the County Auditor. The Treasurer is a member of the County Board of Revision and the County Budget Commission. The Budget Commission plays an important part in the financial administration of the County government, as well as all political subdivisions throughout the County.

The other elected officials serving four year terms are the Prosecuting Attorney who serves as the third and final member of the County Budget Commission, the Clerk of Courts, the Recorder, the Sheriff, the Engineer, the Coroner and two County Court Judges. Four Common Pleas Court Judges are elected to six-year terms.

The County provides its citizens with a wide range of services that include human and social services, health and community assistance related services, law enforcement, civil and criminal justice system services, road and bridge maintenance and other general and administrative support services. The County also operates a water distribution system and a wastewater collection and treatment system which are accounted for as enterprise funds.

The Reporting Standards:

The County's accounts are organized as funds and account groups. Each fund and account group is a separate accounting entity with its own self-balancing set of accounts, assets, liabilities and fund equity. Following are the titles of these funds and account groups with a brief description.

Governmental Funds:

The *General Fund* is the general operating fund of the County. It is used to account for all financial resources traditionally associated with government which are not required to be accounted for in another fund.

The Special Revenue Funds are used to account for revenues derived from specific taxes, grants or other restricted revenue sources. The uses and limitations of each special revenue fund are specified by local legislation or state or federal statutes.

The Debt Service Funds are used to account for the accumulation of resources used for, and the payment of, general long-term principal, interest and related costs.

The Capital Projects Funds are used to account for financial resources used for the acquisition or construction of major capital facilities other than those financed by proprietary funds.

Proprietary Funds:

The Enterprise Funds are used to account for operations that are financed and operated in a manner similar to private business enterprises, where the intent of the governing body is that the costs of providing goods or services to the general public on a continuing basis be financed or recovered primarily through user charges.

The Internal Service Funds are used to account for the financing of goods or services by one division or agency to other divisions or agencies of the government, generally on a cost reimbursement basis.

Fiduciary Funds:

Fiduciary funds include Trust and Agency Funds. Trust funds are used to account for assets held by the County in a trustee capacity. Agency funds are used to account for assets held by the government as an agent for individuals, private organizations, other governments and/or other funds.

General Fixed Assets Account Group:

Fixed assets of the County, other than those accounted for in the proprietary funds, are accounted for in the General Fixed Assets Account Group. General fixed assets reported at \$71,497,128 exclude the County's infrastructure. Infrastructure fixed assets are further explained in Note 1 of the general purpose financial statements.

General Long-Term Obligations Account Group:

All long-term liabilities of the County, except those accounted for in the proprietary funds, are accounted for in this account group. These obligations include bonds payable of \$21,843,000, loans payable of \$6,633,579, accrued vacation and sick leave benefits due to employees in non-proprietary funds of \$3,815,606, and amounts due on capitalized leases of \$40,645. These obligations are further explained in Notes 1, 11, 13, and 14.

Basis of Accounting:

Except for that used for budgetary purposes, the basis of accounting used by the County are in conformity with generally accepted accounting principles (GAAP) as applicable to governmental units and are consistent with GASB Codified Section 1600, "Basis of Accounting." All governmental and expendable trust funds are accounted for using a current financial resources (current assets and current liabilities) measurement focus. The modified accrual basis of accounting is utilized for the governmental, expendable trust and agency funds. Revenues are recognized when they are susceptible to accrual; both measurable and available. Expenditures are recognized when the related liability is incurred, except for interest on long-term debt which is recorded when due.

The measurement focus for the County's proprietary funds and nonexpendable trust fund is on the flow of economic resources (all assets and all liabilities). The accrual basis of accounting is utilized which recognizes revenues when earned and expenses when incurred.

The County's basis of accounting for budgetary purposes differs from generally accepted accounting principles in that revenues are recognized when received, rather than when susceptible to accrual (measurable and available) and encumbrances are recorded as expenditures rather than as reservations of fund balances. A reconciliation of the results of these two methods appears in Note 1. During 2002 all accounting policies were applied consistently with those of 2001.

Economic Outlook

Warren County's location in the southwestern part of Ohio ranks it as one of the top growth areas in the country. Metropolitan Cincinnati's northerly expansion into Warren County, particularly the rapid development along Interstate 71's northeast corridor in the City of Mason and Deerfield Township, has contributed to Warren County's economic development. At the same time, Greater Dayton's expansion south has prompted strong growth along Interstate 75 in Franklin and Clearcreek Townships and particularly in Springboro. Many of the businesses constituting this development in the area are high technology, research and development, and service related industries. A summary of Warren County's growth is demonstrated in the following tables:

<u>Year</u>	<u>Number of County Building Permits Issued</u>	<u>Projected Cost</u>
1993	1,332	\$153,780,880
1994	1,533	178,798,323
1995	1,527	174,742,338
1996	1,542	153,790,226
1997	1,919	196,852,435
1998	2,220	222,905,827
1999	2,356	232,267,756
2000	2,204	210,864,401
2001	2,446	253,755,166
2002	2,414	277,780,036

Source: Warren County Building Inspection Department

During 2002 new construction assessed values overall increased by 2.6%. Residential new construction was up 6.3% while industrial construction declined by 60.9% and commercial construction declined by 18.7% as shown in the following table:

Warren County New Construction Assessed Values				
Tax Year	Residential	Industrial	Commercial	Total
1993	\$50,105,940	\$2,672,550	\$7,175,630	\$59,954,120
1994	65,475,890	1,011,600	6,830,100	73,317,590
1995	69,595,830	922,190	12,227,360	82,745,380
1996	69,591,850	4,843,680	17,950,590	92,386,120
1997	88,417,830	2,778,620	22,863,520	114,059,970
1998	109,634,700	1,414,640	15,925,340	126,974,680
1999	131,663,210	1,956,840	14,448,820	148,068,870
2000	164,996,060	1,788,100	15,204,600	181,988,760
2001	156,540,920	3,086,230	18,040,820	177,667,970
2002	166,345,470	1,205,920	14,659,910	182,211,300

Industrial/Commercial new construction assessed values do not include abated or exempted property

Source: Warren County Auditor's Office

Although new industrial and commercial values were down in 2002, the County's employment rate has been better than both the state and national rate since 1990. The County currently has a 3.6% unemployment rate as compared to a 5.7% national rate for 2002 and a statewide rate of 5.2%.

Tourism is one of Warren County's largest industries, with such attractions as Paramount's Kings Island Amusement Park (known as the Midwest's largest theme park), The Golf Center (home of the Kroger Senior PGA Classics and the Great American Insurance ATP Championship), and the Beach Waterpark all near Mason.

Waynesville, located in the northwest part of the County has been recognized by USA Today as "The Antique Capital of the Midwest". Caesar Creek State Park is also located near Waynesville. The park consists of 7,940 acres of beautiful terrain and a 2,830 acre lake with 5 boat ramps. The park offers an abundance of trails for horseback riding, mountain biking, and hiking. The park also includes a campground with 287 campsites and a 1400' beach.

Lebanon is the home to The Golden Lamb, Ohio's oldest inn, dating from 1803 and boasting an extraordinary guest list of many famous Americans including Henry Clay, Mark Twain, Charles Dickens and ten Presidents of the United States. Lebanon is known for its many antique stores, specialty shops and its quaint historical atmosphere. Walking tours through historical districts are available throughout the year.

Warren County hosts numerous communities that offer an abundance of restaurants, shopping, scenic train rides, and several annual festivals including the Applefest, Sauerkraut Festival, Wine Festival, Heritage Festival and Renaissance Festival. There are bike trails and hiking trails along the Little Miami Scenic River, as well as several canoe liveries offering a variety of canoe trips on the river. There are also several museums depicting the rich history in Shaker and Quaker heritages.

As the economic strength in Ohio and nationally continues to teeter with uncertainty, Warren County's prospects for 2003 and beyond still look promising. Warren County's proximity to the metro area has been a key factor in the population growth that has been experienced in the last two decades. The County will continue to provide the greater metropolitan area with an environment that offers the pleasures of small town and/or country living within minutes of a large urban community.

Warren County's General Fund year-end balance has shown healthy improvements from 1992 through 2001 in spite of increased expenditures and greater demands for services. The reduction in the 2002 General Fund balance of \$4,076,865 or 19.25% is intentional. The General Fund's unreserved and undesignated balance of \$14,103,541 remains twice as large as the targeted 15% carryover balance. The \$14,103,541 represents approximately 32% of General Fund expenditures and other uses.

The state is expected to freeze, if not lower, local government funds in 2003. This would result in reduced intergovernmental revenues for Warren County. Although conservative revenue estimates from the County Budget Commission and conservative appropriations monitoring by the County Commissioners has kept the financial condition of the county strong, the state's fiscal woes and the general economic wariness of the country is expected to eventually influence Warren County.

The County's 1% sales tax revenues had an increase of 2% generating \$20,487,452. Although this sales tax has consistently increased since 1991, it is expected to flatline or decline in the immediate future. The previous growth in sales tax revenues had allowed the County to gradually phase out the County's share of property taxes. The County's inside millage entitlement is 2.57 mills per 1000 dollars of tax value. In 1997, The County reduced their levy to 1.00 mills per 1000. In 1999, the County further reduced it to .75 mills, and in 2000, the County levied zero mills for property taxes. This action saved Warren County taxpayers over \$9.9 million in 2002 alone, and is expected to save the taxpayers over \$10.6 million in 2003. It is expected that the County will levy some of the 2.57 mills of inside millage available to it in the 2003 tax year payable in 2004 to offset any shortfall in revenues from other sources. This action demonstrates the County's responsible attitude towards citizens.

Major Initiatives and Future Outlook

Major initiatives in the county during 2002 focused on infrastructure and county buildings and a Veterans Memorial Park.

The Warren County Engineer's Office resurfaced a total of 14.09 miles of roadway during 2002 at a cost of \$587,971. Four bridges and large culverts were replaced at a cost of \$357,214. In addition, as part of an intersection safety program funded by the County Commissioners to improve hazardous intersections throughout Warren County, the intersection of Stubbs Mill Road and Shawhan Road was reconstructed. In 2003 the reconstruction of Manchester Road and Union Road intersection is slated to begin. The safety program began in 2000 and has now finished reconstruction of seven hazardous intersections.

During the unusually snowy and extremely cold winter of 2002-2003, there were a total of 31 snow/ice events, that resulted in the use of 7,525 tons of salt and 3,979 hours of overtime at a cost of \$335,185. By comparison, the mild winter of 2001-2002 resulted in a total of only six snow/ice events.

In 2002 the county began renovations to the two-story home at 313 East Warren Street in Lebanon. The 3,000 sq. ft. building was originally constructed in 1870. Warren County became the owner of the property in 1974. Over the years the facility has housed numerous departments, such as the Prosecutor's Office, the Coroner's Office, Data Processing, and GIS. The project is expected to be completed the summer of 2003 at a cost of approximately \$160,000 and will house the County's Convention and Visitor's Bureau.

Adjacent to the 313 East Warren Street historical building, the county constructed a "Veteran's Memorial Park" to honor the veterans of Warren County. The centerpiece of this project is a life sized bronze sculpture of a kneeling soldier. The soldier has his hand reaching toward an inscription engraved on a granite wall in front of him that reads "All Gave Some – Some Gave All". The saying is taken from the Billy Ray Cyrus song "Some Gave All". The sculpture, titled "Tears From a Greatful Heart", is the creation of Scott Stearman. The memorial is a nicely landscaped area that also includes bronze plaques of past wars and flags of the United States, the State of Ohio, the Missing In Action and the various branches of the military.

The County also began renovations at the 320 E. Silver Street building in Lebanon. This building previously housed many of the departments that recently moved into the new 2001 county administration building. This renovation is expected to be completed in 2003 at an approximate cost of \$700,000.

Proposed projects being considered by the county include major renovations to the building at 416 South East Street in Lebanon. This building was originally constructed in 1916 and currently houses the offices of Building Services, Human Services, Children's Services, Health Department and the Workforce Investment Act. Initial projections of estimated costs are \$3.8 million. The county is also looking at renovating the Building Services Warehouse at an estimated cost of \$250,000.

Departmental Focus

The Water and Sewer Departments are divisions under the Warren County Commissioners. The Warren County Board of Commissioners is responsible for providing water and sewer services in unincorporated areas of the County, and by contractual agreement to the incorporated areas. As set forth in authorizing legislation by the State of Ohio, the Board has the power to acquire property, operate water and sewer systems, issue debt payable from the water and sewer revenues, and establish rates and charges for water and sewer services.

The Warren County water and sewer systems were created at the request of property owners in need of a water supply or sewer system that would be both safe and reliable. Property owners requesting a new system would first begin by participating in public meetings held by the County Commissioners. If the property owners request for the new system was determined to be feasible, affordable and if the majority of the property owners were committed to participating, the Commissioners would establish a new water or sewer district and construction of the new system would begin.

By the end of 1989, the County was providing water and sanitary sewer service to five separate water and eleven separate sanitary sewer subdistricts. In January of 1990, the water systems were consolidated, combining the five water subdistricts into one district. The sewer systems were also consolidated, combining the eleven sewer subdistricts into three sewer districts. By the year 2005, it is the intent of the sewer department to have the three sewer subdistricts consolidated into one.

As of 2003, water is principally furnished by three water treatment plants all owned and operated by the County. The largest plant holds an EPA rating capacity of 6.0 million gallons of water per day (mgd). The second largest holds a 2.6 mgd capacity and the third with a 1.5 mgd capacity. The County currently has seventeen wells in production and recently entered into a contract for the study and design of 3 additional wells within the north well field.

In addition to the water furnished by the County's systems, the County also purchases approximately 10,000 gpd (gallons per day) of potable water from the City of Springboro, 5,000 gpd from the Village of Waynesville and 3.0 mgd from the City of Cincinnati. The City of Cincinnati has also agreed to supply the County with an additional 8.0 mgd if the need should arise.

The Warren County Water Department has six booster stations that stabilize area pressure, two ground storage facilities, eight elevated storage tanks and one standpipe with a total water storage capacity of 16.5 million gallons. This storage capacity will increase when the newly constructed 3.0 million-gallon elevated storage tank in the Socialville area is put into operation. The County has approximately 400 miles of water mains and approximately 18,000 water customers. In the calendar year 2002, the total water usage was approximately 12 billion gallons.

The Warren County Sewer Department has one major sewage treatment plant; it is designed to accommodate up to 7.2 mgd of raw sewage. There are also two smaller sewage treatment plants with a service range of 16,000 to 80,000 gpd. The Sewer Department also provides sewage treatment for some of the unincorporated areas of the County through agreements with Metropolitan Sewer District, US Filter/Franklin Regional Wastewater Treatment Corporation and the Village of Waynesville. There are approximately 12,000 sewer customers and 225 miles of sewer lines.

The Water and Sewer Department currently has 66 employees. The County Sanitary Engineer, under the authority of the Board of County Commissioners, is responsible for the operation and maintenance of the water and sewer systems. The Department Business Manager is responsible for all financial operations of the districts. In 2002 operating revenues totaled \$7,672,033 for the Water Department and \$6,022,397 for the Sewer Department. In addition to operating revenues, the water department received \$3,576,274 in tap fees and \$3,141,235 in other capital contributions. The Sewer Department received \$2,796,828 in tap fees and \$4,120,348 in other capital contributions. The water and sewer revenues are not intermingled and are only used for their respective systems.

Warren County continues to be one of the top growth areas in Ohio. With this continued growth, much consideration is given to future maintenance, expansion and cost of operations. Anticipating future needs will help to ensure adequate water and sewer service to Warren County customers for many years to come.

Financial Information

Internal Control, Budgetary Control and the Accounting System:

Development of the County's accounting system included substantial consideration of the adequacy of the internal accounting controls. Internal accounting controls are designed to provide reasonable but not absolute assurance that:

1. The County's assets are protected against loss and unauthorized use or disposition; and
2. Reliable financial reports for preparing financial statements and providing accountability for assets are maintained.

The concept of reasonable assurance states that internal controls should be evaluated applying the following criteria:

1. The expense associated with providing the internal controls should not exceed the benefits likely to be derived from their implementation; and
2. The evaluation of the offsetting costs and benefits involves estimates and judgment by the County Administration and members of the Auditor's office.

All internal control evaluations occur within this framework. It is the belief of the administrative and financial management personnel that the County's financial controls adequately safeguard existing assets and provide reasonable assurance of the proper recording of financial transactions.

The Accounting Department of the County Auditor's Office is responsible for the auditing and analysis of all purchase orders and vouchers of the County. Accounting Department personnel review the purchase orders and vouchers to ensure the availability of monies in the proper funds and accounts prior to the certification and payment of approved invoices. The County utilizes a fully automated accounting system as well as an automated system of controls for fixed assets, accounting and payroll. These systems, coupled with the review and examination performed by the County Auditor's Office, ensure that the financial information generated is both accurate and reliable.

Budgetary appropriations for the operation of the County's departments are established through the adoption of the annual appropriation resolution by the Board of County Commissioners. All disbursements and transfers of cash between funds require appropriation authority from the County Commissioners. Budgets are controlled at the object level within the department or organizational unit, by function and by fund. Purchase orders are requested by the department head and encumbered prior to their release to vendors. Those purchase orders, which exceed the available appropriations, are rejected until additional appropriations are secured. A computerized certification system allows the Auditor's Office to ascertain the status of appropriations prior to authorizing purchases.

Budgetary control is maintained at the object level for each department or organizational unit by function (public safety, public works, health, human services, conservation / recreation, general government, debt service and capital outlay) within each fund via legislation approved by the County Commissioners. The various object levels are:

- * Personal Services
- * Contractual Services
- * Other Financing Uses
- * Transfers
- * Materials and Supplies
- * Capital Outlay
- * Debt Service:
Principal
Interest

Lower levels within each object are accounted for and reported internally. Such lower levels are referred to as line items of expenditure. Estimated amounts must be encumbered prior to final approval of purchase orders or other contracts to vendors. Unencumbered appropriations return (lapse) to the unappropriated balances in the individual funds at the end of each fiscal year, which coincides with the calendar year.

The Board of County Commissioners must authorize appropriations, both original and supplemental. Supplemental appropriations occurred numerous times during the year. The original General Fund appropriation for 2002 was \$48,814,244, with additional appropriations from carryover encumbrances of \$1,771,437. During 2002, General Fund total appropriations were impacted by both supplemental appropriations and appropriation decreases. The final General Fund appropriation was \$51,322,830, an increase of \$737,149. Special Revenue Funds appropriations increased by \$1,018,792 from initial appropriations of \$47,866,552 and carryover encumbrances of \$3,319,445 to year end appropriations of \$52,204,789. Debt service funds original appropriations were \$2,123,375 with no carryover encumbrances. Appropriation increases in Debt Service funds totaled \$250,719 during 2002. An increase of \$4,179,425 was the net result of various supplemental appropriations and appropriation decreases throughout the year for capital project funds, which initially included appropriations of \$7,454,600 and carryover encumbrances of \$9,245,770, and ended with final appropriations of \$20,879,795.

Accounting System and Budgetary Control

The County's accounting system is organized on a "fund" basis. Each fund (or account group) is a distinct self-balancing accounting entity. Day-to-day accounting records are maintained on a basis other than GAAP. For financial reporting purposes, the accounting records for all governmental, expendable trust, and agency funds are converted to the modified accrual basis, whereby revenues are recognized when measurable and available within the business cycle (60 days after year end), and expenditures are recognized when the related fund liability is incurred. The accounting records for the proprietary funds and non-expendable trust fund are converted to the accrual basis, whereby revenues are recognized when measurable and earned, and expenses are recognized when goods and services are received.

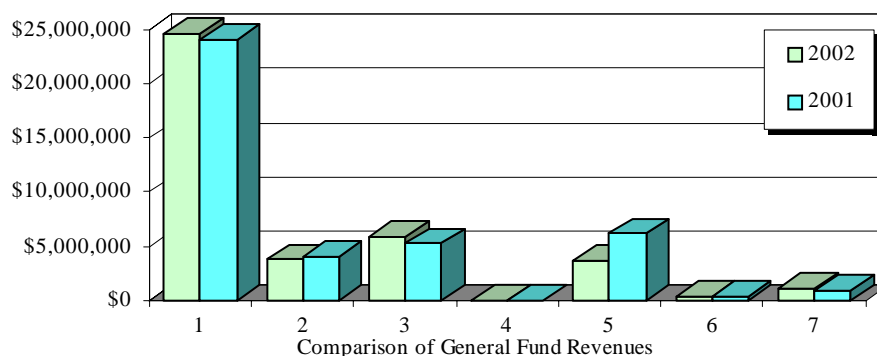
The Board of County Commissioners adopts the annual budget for the County by March 31. All disbursements and transfers of cash between funds require appropriation authority from the Commissioners. Budgets are controlled at the major object level within a department and fund. All purchase orders must be approved by a majority of the Board of Commissioners, then the necessary funds are encumbered and the purchase order released to the vendor. Those purchase orders, which exceed the available appropriation, are rejected until additional funds are secured. The accounting system used by the County provides daily updates to expenditure and encumbrance files making available to all users details on year-to-date expenditures and encumbrances versus the original appropriations plus any additional appropriations made to date. These files are used to ascertain the status of a division's appropriation prior to authorizing additional purchases.

The basis of accounting for the various funds and account groups utilized by Warren County are fully described in Note 1.

General Governmental Functions:

The following schedule presents a summary of General Fund revenues and the percentage of each source to total revenues for the fiscal year ended December 31, 2002, and the amount of increases and decreases in relation to 2001 revenues.

Revenues	2002 Total	Percent of Total	2001 Total	Increase (Decrease) over/under 2001
General Fund:				
1 Taxes	\$24,618,097	62.21%	\$24,010,730	\$607,367
2 Intergovernmental	3,784,290	9.56%	4,077,568	(293,278)
3 Charges for Services	5,899,787	14.91%	5,228,127	671,660
4 Licenses and Permits	17,623	0.04%	15,942	1,681
5 Investment Earnings	3,726,582	9.42%	6,161,549	(2,434,967)
6 Fines and Forfeitures	446,931	1.13%	391,179	55,752
7 All Other Revenues	1,081,062	2.73%	893,332	187,730
	\$39,574,372	100.00%	\$40,778,427	(\$1,204,055)



General Fund revenues and other financing sources totaled \$39,574,372 in 2002. The three largest individual sources to the General Fund, accounting for over 86.7% of this total, were as follows:

Taxes:	
Sales and Use Taxes	\$10,259,195
Additional 1/2% Sales Tax	10,228,257
Property Transfer Tax	4,105,756
All Other Taxes	24,889
Charges for Services:	
Private Sector Receipts	3,953,930
Intergovernmental Receipts	1,945,857
Intergovernmental Revenue	
Local Government	3,016,849
Local Government Revenue Assistance	547,040
All Other Intergovernmental Receipts	220,401
Total	<u>\$34,302,174</u>

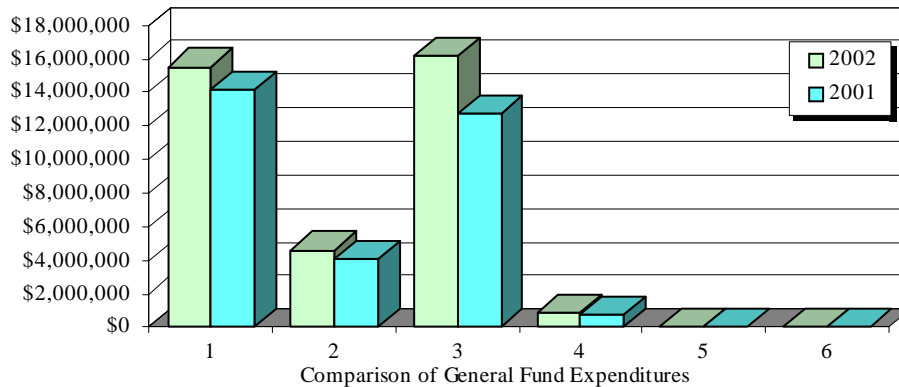
In 2002, overall tax revenue, as the largest source of revenue for the General Fund, generated \$24,618,097, which is an increase of 2.5% from 2001. The County's Sales and Use Tax was up 2.2% from 2001 generating an additional \$219,512. The additional 0.5% sales tax was up 1.9% generating an additional \$191,979. Property Transfer Taxes were up by 5.1% generating an additional \$198,043.

Charges for Services moved to the second largest revenue source for the General Fund. This category generated the largest percentage increase at 12.8%. Charges for Services is comprised of both private sector and intergovernmental receipts. Private Sector receipts were up 17.6%, or \$592,519, in 2002 primarily due to the continuation of low interest rates. Lower interest rates generated a surge in property refinancing and this resulted in the considerable increase of recording fees in the Private Sector category. Intergovernmental receipts in the Charges for Services category remained fairly steady, generating an additional \$79,141 or 4.2% over 2001.

Intergovernmental Revenue, despite an overall 7.2% decrease over 2001, was the third largest revenue source for the General Fund generating \$3,784,290. The General Fund's share of Local Government brought in \$3,016,849, a decrease of 8.8%. Local Government Revenue Assistance generated \$547,040, a decrease of 7.4%. All other Intergovernmental Revenues increased by 23.7% generating \$220,401. Investment earnings generated \$3,726,582 during 2002. This decrease of \$2,434,967, or 39%, from 2001 is primarily due to the decline interest rates during 2002.

The following schedule presents a summary of General Fund expenditures for the fiscal year ended December 31, 2002, the percentages of total expenditures for the current year and increases and decreases in relation to 2001 expenditures.

Expenditures	2002 Total	Percent of Total	2001 Total	Increase (Decrease) over/under 2001
General Fund:				
1 Legislative & Executive	\$15,534,206	41.71%	\$14,166,324	\$1,367,882
2 Judicial	4,604,010	12.37%	4,087,510	516,500
3 Public Safety	16,180,518	43.46%	12,730,411	3,450,107
4 Human Services	897,527	2.41%	790,400	107,127
5 Principal Retirement	13,746	0.04%	12,435	1,311
6 Interest and Fiscal Charges	3,823	0.01%	4,773	(950)
	<u>\$37,233,830</u>	<u>100.00%</u>	<u>\$31,791,853</u>	<u>\$5,441,977</u>



In 2002 General Fund Expenditures increased overall by 17% or \$5,441,977. Personal Services of the General Fund increased by more than \$2.7 million over 2001. Over \$2 million of the personal services increases were attributable to only five general fund departments. Considering the state of our world in 2002 it is not surprising these increases were found in the departments of the Sheriff's Office, Prosecutor's Office, Common Pleas Courts, Telecommunications and Data Processing.

Capital Outlay expenditures overall were up over 79% primarily due the County's replacement of it's existing Computer Aided Dispatch system. The new system is more sophisticated and has mapping capabilities, along with integration into the newly acquired Law Records Management System and Fire Records Management System and in-vehicle mobile data terminals. The new system will allow sharing of data between all first responders, as well as, the development of a common database. This type of system is a first for Warren County and it will ensure our commitment to the safety and well being of the citizens for many years to come.

Other Operating Charges increased by 6.7% as a result of the County Commissioners increased financial support to the Drug Task Force, Soil and Water Conservation, Senior Services, Park District, Historical Society, Convention & Visitors Bureau, OSU Extension, Regional Planning and Local Government Cooperative Agreements.

Materials and Supplies expenses saw a 6.7% decrease and Contractual Services decreased by 1%.

Highlights - Governmental Fund Operations:

- General Fund Balance

General Fund expenditures and other uses exceeded revenues and other sources by \$4,074,693 on a GAAP basis. General Fund revenues and other sources had an overall decrease of 3% over the previous year. General Fund expenditures and other uses had an overall increase of 18.6%. The fund balance of \$21,169,113 at the beginning of the year decreased to \$17,092,248 at year-end.

- Special Revenue Funds

Special revenue funds are used primarily to account for the proceeds of specific revenue sources (other than amounts relating to expendable trusts or for major capital projects) that are legally restricted to expenditures for specified purposes. Some of the specific revenue sources include voter approved property tax levies, grants, fines, child support payments, landfill fees, and court fines.

Revenue and other financing sources for the special revenue funds totaled \$43,425,564. The Intergovernmental Revenues account for 58.5% of this total, generating \$25,394,545. The three largest contributors to intergovernmental revenue are the Motor Vehicle and Gasoline Tax Fund, the Human Services Fund and the Mental Retardation Fund. The Motor Vehicle and Gasoline Tax Fund generated \$4,615,970 and is primarily a result of license and gas tax revenues from the State of Ohio. The Human Services Intergovernmental Revenue generated \$6,498,005 and the Board of Mental Retardation Fund received \$5,738,924 in Intergovernmental Revenue that is mainly from state and federal allocations.

- Debt Service Funds

The debt service funds account for the accumulation of resources for, and payment of, interest and principal on long-term obligations.

The major source of revenue and other financing sources to the Debt Service Fund are special assessment levies. The County has never defaulted on debt obligations.

The debt service funds had fund balances totaling \$2,201,707 at December 31, 2002, available to pay future principal and interest obligations. The fund balance increased by \$197,252 during 2002.

- Capital Projects Funds

In terms of the capital projects funds, the major highlights in 2002 were as follows:

- ◆ Hunter-Dicks Creek Sewer
- ◆ St. Rt. 741 Water Improvement
- ◆ Veterans Memorial
- ◆ Airport Precision Approach Path Indicator

The fund balance in the capital projects funds decreased by \$478,526.

Highlights - Proprietary Funds

- Enterprise Funds

The enterprise funds operated by the County include the Water and Sewer Funds. In 2002 operating revenues and nonoperating revenues for the County enterprise funds totaled \$28,142,004. This is a 2.3% decrease from 2001. The Water and Sewer funds collected \$3,576,274 and \$2,796,828 respectively for total tap-in fees during 2002. If comparing the 2002 taps collected against the 2001 taps the results reflect a 22% decrease for the water tap fees and a 30% decrease in sewer tap fees. However, in 2001 tap fees for both the Water and Sewer funds were impacted by a single water tap fee of \$1,065,600 and a single sewer tap fee of \$763,800. If we omit the one single tap collection, the Water Fund shows an increase in tap fees at 1.4% and the Sewer Fund shows a decrease of 14.3%.

- Internal Service Funds

The internal service funds operated by Warren County include: Vehicle Maintenance, Sheriff, Communications Rotary, Health Insurance, MRDD Health Insurance and Gasoline funds. These funds provide services to County departments and other County entities. Charges are billed as services are used.

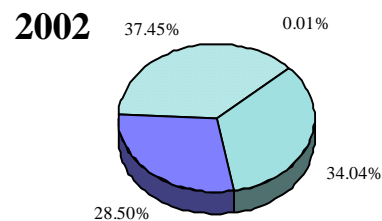
Highlights - Fiduciary Funds

At December 31, 2002, assets held in fiduciary funds totaled \$164,356,576. Liabilities related to agency funds amounted to \$163,836,440.

Cash Management

The County pools its cash to simplify cash management. All idle monies are invested, with the earnings being paid into the Undivided Interest Agency Fund and then allocated to the General Fund and other qualifying funds as prescribed by Ohio law. The County invests in certificates of deposit which vary in length from one to 90 days. The County Treasurer makes such commitments of County resources only with federally insured financial institutions. Interest earnings for the governmental funds of the County (primary government) in 2002 totaled \$3,762,732.

Cash Resources	2002	%
Cash and Cash Equivalents	\$27,100,055	28.50
Government Securities	35,609,083	37.45
Money Market Mutal Fund	13,902	0.01
STAR Ohio	32,364,358	34.04
	<u>\$95,087,398</u>	<u>100.00</u>



Risk Management

Warren County is self-insured for employee health care benefits utilizing a \$200 annual per person deductible (\$400 per family) and an additional 80/20% co-pay for non-network providers (\$600 per person with a \$1,200 per family maximum) or a 90/100% co-pay for network providers (\$400 per person with a \$800 per family maximum). Excess loss coverage, carried through Medical Mutual of Ohio, becomes effective after \$100,000 per year per specific claim. There is a lifetime maximum coverage per person of \$2,000,000.

Each County department makes monthly payments to the self-insurance fund.

The County contracted with County Risk Sharing Authority (CORSA) to provide for general liability, public officials liability, and auto liability coverages. CORSA was established by the County Commissioner's Association of Ohio in 1987 to provide counties with comprehensive property and liability coverage. Warren County's coverage provides liability limits of \$10,000,000, with a \$2,500 per occurrence deductible. Maximum per occurrence liability limit for CORSA is \$500,000, with an additional \$9,500,000 available from excess coverage purchased from Royal Sun Alliance. Any additional liability incurred in excess of the \$10,000,000 coverage is the responsibility of the County.

Debt Administration

At December 31, 2002, gross general obligation bonds outstanding, excluding debt reported in the enterprise funds, totaled \$6,840,000. Ratios related to the County's debt position are presented below:

Net General Obligation Bonded Debt	\$6,840,000
Net Debt Per Capita	\$43.19
Net Debt to Assessed Value	.176%
Net Debt to Estimated Actual Value	.0604%

The outstanding debt is primarily related to repayment of the proceeds of monies used to construct or renovate water and sewer facilities operated by the County, construction of an addition to the County's East Street Building, construction of the County Courts Building Addition, and an extension to Justice Drive.

The County maintains an Aa2 rating from Moody's Investors Service, Inc. All bonds of the County are general obligation debt and are backed by its full faith and credit, except water and sewer bonds which are backed by utility billings.

Other Information

Independent Auditor's Opinion

The County had an independent audit of all funds and account groups performed by the State Auditor for the year ended December 31, 2002. The opinion of the Auditor appears in the financial section of this report.

GFOA Certificate of Achievement

The Government Finance Officers Association of the United States and Canada (GFOA) awarded a Certificate of Achievement for Excellence in Financial Reporting to Warren County for its Comprehensive Annual Financial Report for the fiscal year ended December 31, 2001. The Certificate of Achievement is a prestigious national award recognizing conformance with the highest standards for preparation of state and local government financial reports.

In order to be awarded a Certificate of Achievement, a government unit must publish an easily readable and efficiently organized comprehensive annual financial report whose contents conform to program standards. Such comprehensive annual financial reports must also satisfy both generally accepted accounting principles (GAAP) and applicable legal requirements.

A Certificate of Achievement is valid for one year only. Warren County has received a Certificate of Achievement for the last 11 years (1991 - 2001). We believe our current report continues to conform to the Certificate of Achievement program requirements, and we are submitting it to the GFOA for consideration for a Certificate of Achievement for 2002.

Acknowledgments

The publication of this report is a continuation of the level of professionalism the Warren County Auditor's office has strived to attain, and it significantly increases the accountability of Warren County government to its taxpayers.

The preparation of this comprehensive annual financial report would not have been possible without the cooperation of the County elected officials and their staffs. I would also like to recognize the following people for their exceptional contribution to this effort.

Robyn Crisenbery, Auditor's Office, Director Financial Operations

Patti Taulbee, Auditor's Office

Erica Coffman, Auditor's Office

Debbie Young, Auditor's Office

Vicki J. Warnock, Auditor's Office

Brenda Quillen, Auditor's Office

Gary Browning, Data Processing Director

Donald J. Schonhardt and Associates, Inc.

Sincerely,



Nick Nelson,
Warren County Auditor

WARREN COUNTY, OHIO
LIST OF ELECTED OFFICIALS
DECEMBER 31, 2002

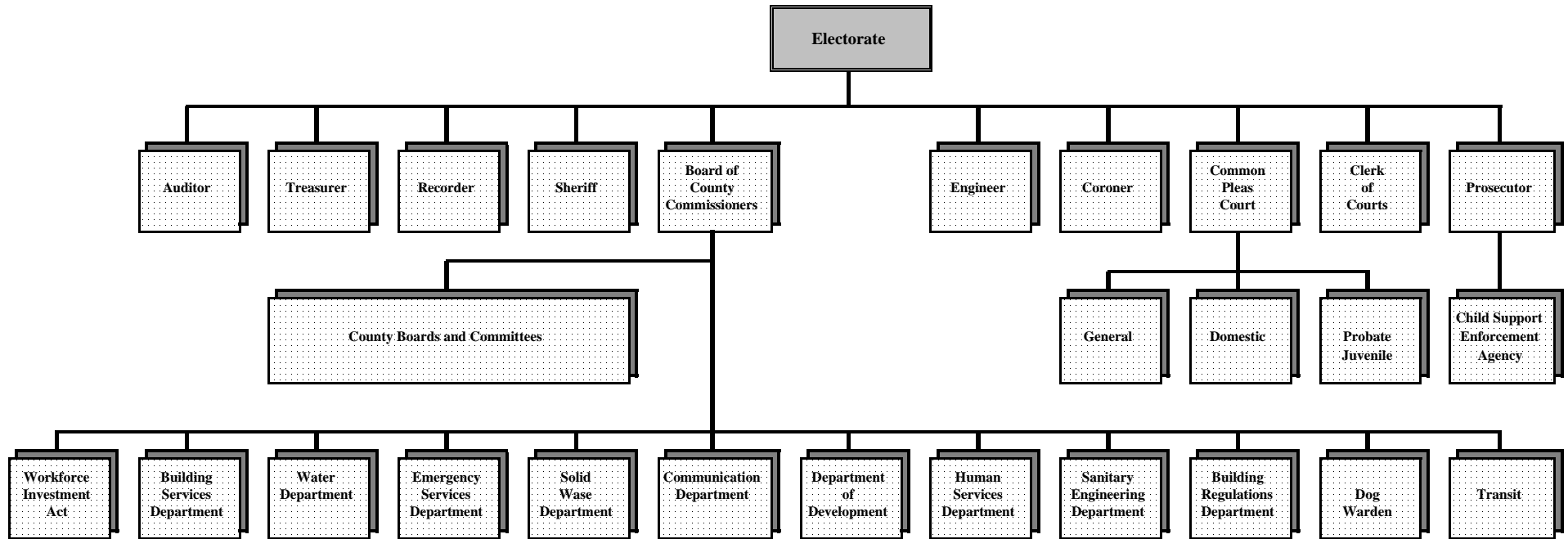
OFFICE HELD	NAME OF OFFICIAL
Auditor	Nick Nelson
Clerk of Courts	James L. Spaeth
Commissioners	Pat Arnold South C. Michael Kilburn Larry Crisenbery
Coroner	Warren C. Young Jr.
Engineer	Neil Tunison
Prosecutor	Timothy Oliver
Recorder	Beth Deckard
Sheriff	William Thomas Ariss
Treasurer	Jim LeFevers

JUDGES

Common Pleas Judges:	
General Division	P. Daniel Fedders Neal Bronson
Domestic Relations	James L. Flannery
Juvenile/Probate	Michael E. Powell
County Court Judges:	Dallas Powers James Heath

Warren County, Ohio

Organizational Chart



County Boards and Committees

County Budget Commission Board
 Record Commission
 Soldiers' Relief Commission
 Planning Commission

Board of Revision
 Mental Health Services Board
 Mental Retardation/Development
 Disabilities Board

Data Processing Board
 Microfilming Board
 Board of Elections

Certificate of Achievement for Excellence in Financial Reporting

Presented to

Warren County,
Ohio

For its Comprehensive Annual
Financial Report
for the Fiscal Year Ended
December 31, 2001

A Certificate of Achievement for Excellence in Financial Reporting is presented by the Government Finance Officers Association of the United States and Canada to government units and public employee retirement systems whose comprehensive annual financial reports (CAFRs) achieve the highest standards in government accounting and financial reporting.



President

Executive Director



FINANCIAL SECTION



**Auditor of State
Betty Montgomery**

INDEPENDENT ACCOUNTANTS' REPORT

Warren County
406 Justice Drive
Lebanon, Ohio 45036

To the Board of County Commissioners:

We have audited the accompanying general-purpose financial statements of Warren County, Ohio (the County), as of and for the year ended December 31, 2002, as listed in the table of contents. These general-purpose financial statements are the responsibility of the County's management. Our responsibility is to express an opinion on these general-purpose financial statements based on our audit. We did not audit the financial statements of the component unit (Production Services Unlimited, Inc.), which represents total assets of \$185,946 as of December 31, 2002 and total revenues of \$269,976 for the year then ended. Those financial statements were audited by other auditors whose report thereon has been furnished to us, and our opinion, insofar as it relates to the amounts included for the component unit (Production Services Unlimited, Inc.), is based on the report of the other auditors.

We conducted our audit in accordance with auditing standards generally accepted in the United States of America and the standards applicable to financial audits contained in *Government Auditing Standards*, issued by the Comptroller General of the United States. Those standards require that we plan and perform the audit to obtain reasonable assurance about whether the financial statements are free of material misstatement. The financial statements of the component unit (Production Services Unlimited, Inc.) were audited by the other auditors in accordance with auditing standards generally accepted in the United States of America and not in accordance with *Government Auditing Standards*. An audit includes examining, on a test basis, evidence supporting the amounts and disclosures in the financial statements. An audit also includes assessing the accounting principles used and significant estimates made by management, as well as evaluating the overall financial statement presentation. We believe that our audit and the report of other auditors provide a reasonable basis for our opinion.

In our opinion, based on our audit and the report of other auditors, the general-purpose financial statements referred to above present fairly, in all material respects, the financial position of Warren County, as of December 31, 2002, and the results of its operations and the cash flows of its proprietary fund types and nonexpendable trust fund for the year then ended in conformity with accounting principles generally accepted in the United States of America.

In accordance with *Government Auditing Standards*, we have also issued our report dated June 24, 2003 on our consideration of the County's internal control over financial reporting and our tests of its compliance with certain provisions of laws, regulations, contracts and grants. That report is an integral part of an audit performed in accordance with *Government Auditing Standards* and should be read in conjunction with this report in considering the results of our audit.

We performed our audit to form an opinion on the general-purpose financial statements of the County, taken as a whole. The combining and individual fund and account group financial statements and schedules listed in the table of contents are presented for additional analysis and are not a required part of the general-purpose financial statements. We subjected this information to the auditing procedures applied in the audit of the general-purpose financial statements. In our opinion, it is fairly stated in all material respects, in relation to the general-purpose financial statements taken as a whole.

We did not audit the data included in the introductory and statistical section of this report and therefore express no opinion thereon.

A handwritten signature in black ink that reads "Betty Montgomery". The signature is written in a cursive, flowing style.

Betty Montgomery
Auditor of State

June 24, 2003

GENERAL PURPOSE FINANCIAL STATEMENTS

THE FOLLOWING GENERAL PURPOSE FINANCIAL STATEMENTS, ALONG WITH THE NOTES TO THE GENERAL PURPOSE FINANCIAL STATEMENTS, PRESENT AN OVERVIEW OF THE COUNTY'S FINANCIAL POSITION AT DECEMBER 31, 2002 AND THE RESULTS OF OPERATIONS AND CASH FLOWS OF ITS PROPRIETARY FUND TYPES AND NONEXPENDABLE TRUST FUND FOR THE YEAR THEN ENDED.

**WARREN COUNTY, OHIO
COMBINED BALANCE SHEET
DECEMBER 31, 2002**

ALL FUND TYPES, ACCOUNT GROUPS AND DISCRETELY PRESENTED COMPONENT UNIT

	<i>Governmental Fund Types</i>			
	General Fund	Special Revenue Funds	Debt Service Funds	Capital Projects Funds
<u>Assets and Other Debits:</u>				
<i>Assets:</i>				
Cash and Cash Equivalents	\$13,925,904	\$24,110,048	\$2,201,962	\$6,731,076
Cash in Segregated Accounts	0	0	0	0
Receivables (net of allowances for doubtful accounts):				
Taxes	3,239,431	20,336,203	0	0
Accounts	199,434	131,368	0	0
Special Assessments	0	0	20,175,616	0
Interest	828,901	2,474	0	85
Due from Other Funds	87,576	42,790	0	0
Intergovernmental Receivables	2,007,482	8,124,334	0	0
Interfund Loans Receivable	347,061	0	0	5,843,340
Inventory of Supplies at Cost	6,954	471,921	0	0
Prepaid Items	165,554	24,098	0	0
Prepaid Water Contract	0	0	0	0
Deferred Loss on Early Retirement of Debt	0	0	0	0
Bond Issuance Costs	0	0	0	0
Restricted Assets:				
Cash with Fiscal Agent	0	0	1,118	0
Fixed Assets (Net of Accumulated Depreciation)	0	0	0	0
<i>Other Debits:</i>				
Amount Available in Debt Service Funds	0	0	0	0
Amount to be Provided For				
General Long-Term Obligations	0	0	0	0
Total Assets and Other Debits	<u>\$20,808,297</u>	<u>\$53,243,236</u>	<u>\$22,378,696</u>	<u>\$12,574,501</u>

**WARREN COUNTY, OHIO
COMBINED BALANCE SHEET
DECEMBER 31, 2002**

ALL FUND TYPES, ACCOUNT GROUPS AND DISCRETELY PRESENTED COMPONENT UNIT

<i>Proprietary Fund Types</i>		<i>Fiduciary Fund Types</i>	<i>Account Groups</i>		Totals Primary	<i>Component Unit</i>
Enterprise Funds	Internal Service Funds	Trust and Agency Funds	General Fixed Assets	General Long-Term Obligations	Government (Memorandum Only)	Production Services Unlimited, Inc.
\$27,821,701	\$2,149,843	\$16,487,904	\$0	\$0	\$93,428,438	\$122,812
0	0	1,298,286	0	0	1,298,286	0
0	0	146,570,359	0	0	170,145,993	0
2,063,313	693	0	0	0	2,394,808	28,922
0	0	0	0	0	20,175,616	0
16,049	0	27	0	0	847,536	0
0	48,749	0	0	0	179,115	0
0	12,484	0	0	0	10,144,300	0
9,075,664	0	0	0	0	15,266,065	0
349,694	10,691	0	0	0	839,260	0
10,120	0	0	0	0	199,772	0
4,069,231	0	0	0	0	4,069,231	0
1,325,294	0	0	0	0	1,325,294	0
622,529	0	0	0	0	622,529	0
359,556	0	0	0	0	360,674	0
133,585,885	0	0	71,497,128	0	205,083,013	34,212
0	0	0	0	2,201,707	2,201,707	0
0	0	0	0	30,131,123	30,131,123	0
<u>\$179,299,036</u>	<u>\$2,222,460</u>	<u>\$164,356,576</u>	<u>\$71,497,128</u>	<u>\$32,332,830</u>	<u>\$558,712,760</u>	<u>\$185,946</u>

(Continued)

**WARREN COUNTY, OHIO
COMBINED BALANCE SHEET
DECEMBER 31, 2002**

ALL FUND TYPES, ACCOUNT GROUPS AND DISCRETELY PRESENTED COMPONENT UNIT

	<i>Governmental Fund Types</i>			
	General Fund	Special Revenue Funds	Debt Service Funds	Capital Projects Funds
Liabilities, Equity and Other Credits:				
<i>Liabilities:</i>				
Accounts Payable	\$1,033,040	\$910,980	\$255	\$257,727
Accrued Wages and Benefits Payable	865,757	740,365	0	0
Due to Other Funds	43,678	112,527	0	0
Intergovernmental Payables	464,444	842,034	0	0
Claims Payable	0	0	0	0
Matured Bonds and Interest Payable	0	0	1,118	0
Accrued Interest Payable	0	0	0	0
Unapportioned Monies	0	0	0	0
Payroll Withholding	0	0	0	0
Deposits Held Due to Others	0	0	0	0
Deferred Revenue	1,243,367	24,769,506	20,175,616	14
Interfund Loans Payable	0	826,949	0	9,152,725
General Obligation Notes Payable	0	0	0	0
Compensated Absences Payable	65,763	38,380	0	0
Obligations Under Capital Leases	0	0	0	0
Long-Term Contract Payable	0	0	0	0
General Obligation Bonds Payable	0	0	0	0
Special Assessment Bonds Payable with Governmental Commitment	0	0	0	0
Ohio Public Works				
Commission Loans Payable	0	0	0	0
Ohio Water Development				
Authority Loans Payable	0	0	0	0
Mortgage Revenue Bonds Payable	0	0	0	0
State Loans Payable	0	0	0	0
Total Liabilities	<u>3,716,049</u>	<u>28,240,741</u>	<u>20,176,989</u>	<u>9,410,466</u>
<i>Equity and Other Credits:</i>				
Investment in General Fixed Assets	0	0	0	0
Contributed Capital	0	0	0	0
Retained Earnings:				
Reserved for Restricted Assets	0	0	0	0
Unreserved	0	0	0	0
Total Retained Earnings	<u>0</u>	<u>0</u>	<u>0</u>	<u>0</u>
Fund Balances:				
Reserved for Encumbrances	2,469,138	2,203,231	0	1,420,549
Reserved for Interfund Loans Receivable	347,061	0	0	5,843,340
Reserved for Supplies Inventory	6,954	471,921	0	0
Reserved for Prepaid Items	165,554	24,098	0	0
Reserved for Debt Service	0	0	2,201,707	0
Unreserved	<u>14,103,541</u>	<u>22,303,245</u>	<u>0</u>	<u>(4,099,854)</u>
Total Equity and Other Credits	<u>17,092,248</u>	<u>25,002,495</u>	<u>2,201,707</u>	<u>3,164,035</u>
Total Liabilities, Equity and Other Credits	<u>\$20,808,297</u>	<u>\$53,243,236</u>	<u>\$22,378,696</u>	<u>\$12,574,501</u>

The notes to the general purpose financial statements are an integral part of this statement.

**WARREN COUNTY, OHIO
COMBINED BALANCE SHEET
DECEMBER 31, 2002**

ALL FUND TYPES, ACCOUNT GROUPS AND DISCRETELY PRESENTED COMPONENT UNIT

<i>Proprietary Fund Types</i>		<i>Fiduciary Fund Types</i>	<i>Account Groups</i>		Totals Primary	<i>Component Unit</i>
Enterprise Funds	Internal Service Funds	Trust and Agency Funds	General Fixed Assets	General Long-Term Obligations	Government (Memorandum Only)	Production Services Unlimited, Inc.
\$980,520	\$33,620	\$0	\$0	\$0	\$3,216,142	\$4,881
113,239	60,004	0	0	0	1,779,365	18,928
22,510	400	0	0	0	179,115	0
414,167	63,401	152,636,216	0	0	154,420,262	0
0	727,188	0	0	0	727,188	0
0	0	0	0	0	1,118	0
109,102	0	0	0	0	109,102	0
0	0	9,115,606	0	0	9,115,606	0
0	0	411,640	0	0	411,640	0
0	0	1,672,978	0	0	1,672,978	0
0	0	0	0	0	46,188,503	0
5,286,391	0	0	0	0	15,266,065	0
465,000	0	0	0	0	465,000	0
410,669	105,237	0	0	3,815,606	4,435,655	0
0	0	0	0	40,645	40,645	0
1,879,048	0	0	0	0	1,879,048	0
0	0	0	0	6,840,000	6,840,000	0
0	0	0	0	15,003,000	15,003,000	0
0	0	0	0	431,322	431,322	0
1,455,575	0	0	0	0	1,455,575	0
27,459,124	0	0	0	0	27,459,124	0
0	0	0	0	6,202,257	6,202,257	0
<u>38,595,345</u>	<u>989,850</u>	<u>163,836,440</u>	<u>0</u>	<u>32,332,830</u>	<u>297,298,710</u>	<u>23,809</u>
0	0	0	71,497,128	0	71,497,128	0
104,463,213	11,084	0	0	0	104,474,297	0
359,556	0	0	0	0	359,556	0
<u>35,880,922</u>	<u>1,221,526</u>	<u>0</u>	<u>0</u>	<u>0</u>	<u>37,102,448</u>	<u>162,137</u>
<u>36,240,478</u>	<u>1,221,526</u>	<u>0</u>	<u>0</u>	<u>0</u>	<u>37,462,004</u>	<u>162,137</u>
0	0	0	0	0	6,092,918	0
0	0	0	0	0	6,190,401	0
0	0	0	0	0	478,875	0
0	0	0	0	0	189,652	0
0	0	0	0	0	2,201,707	0
0	0	520,136	0	0	32,827,068	0
<u>140,703,691</u>	<u>1,232,610</u>	<u>520,136</u>	<u>71,497,128</u>	<u>0</u>	<u>261,414,050</u>	<u>162,137</u>
<u>\$179,299,036</u>	<u>\$2,222,460</u>	<u>\$164,356,576</u>	<u>\$71,497,128</u>	<u>\$32,332,830</u>	<u>\$558,712,760</u>	<u>\$185,946</u>

WARREN COUNTY, OHIO
COMBINED STATEMENT OF REVENUES, EXPENDITURES AND CHANGES IN FUND BALANCES
FOR THE YEAR ENDED DECEMBER 31, 2002
ALL GOVERNMENTAL FUND TYPES AND EXPENDABLE TRUST FUND

	<i>Governmental Fund Types</i>			
	General Fund	Special Revenue Funds	Debt Service Funds	Capital Projects Funds
Revenues:				
Taxes	\$24,618,097	\$9,226,055	\$73,982	\$0
Intergovernmental Revenues	3,784,290	25,394,545	665,834	605,209
Charges for Services	5,899,787	3,831,084	26,968	0
Licenses and Permits	17,623	95	0	0
Investment Earnings	3,726,582	22,657	5,456	8,037
Special Assessments	0	0	1,563,561	7,325
Fines and Forfeitures	446,931	293,944	0	0
All Other Revenues	1,081,062	636,902	0	0
Total Revenues	<u>39,574,372</u>	<u>39,405,282</u>	<u>2,335,801</u>	<u>620,571</u>
Expenditures:				
<i>Current:</i>				
General Government:				
Legislative and Executive	15,534,206	859,798	0	0
Judicial	4,604,010	2,391,020	0	0
Public Safety	16,180,518	1,156,782	0	0
Public Works	0	5,895,132	0	0
Health	0	742,254	0	0
Human Services	897,527	27,370,372	0	0
Community and Economic Development	0	616,826	0	0
Other Expenditures	0	0	0	0
Capital Outlay	0	0	0	4,460,160
<i>Debt Service:</i>				
Principal Retirement	13,746	2,835	1,166,744	0
Interest and Fiscal Charges	3,823	651	1,194,909	36,530
Total Expenditures	<u>37,233,830</u>	<u>39,035,670</u>	<u>2,361,653</u>	<u>4,496,690</u>
Excess (Deficiency) of Revenues Over (Under) Expenditures	2,340,542	369,612	(25,852)	(3,876,119)
Other Financing Sources (Uses):				
Proceeds from Special Assessment Bonds	0	0	0	1,525,000
Operating Transfers In	0	4,020,282	223,104	1,874,005
Operating Transfers Out	<u>(6,415,235)</u>	<u>(350,744)</u>	<u>0</u>	<u>(1,412)</u>
Total Other Financing Sources (Uses)	<u>(6,415,235)</u>	<u>3,669,538</u>	<u>223,104</u>	<u>3,397,593</u>
Excess (Deficiency) of Revenues and Other Financing Sources Over (Under) Expenditures and Other Financing Uses	(4,074,693)	4,039,150	197,252	(478,526)
Restated Balance at Beginning of Year - See Note 2	21,169,113	21,316,734	2,004,455	3,642,561
Decrease in Inventory Reserve	<u>(2,172)</u>	<u>(353,389)</u>	<u>0</u>	<u>0</u>
Fund Balance at End of Year	<u>\$17,092,248</u>	<u>\$25,002,495</u>	<u>\$2,201,707</u>	<u>\$3,164,035</u>

The notes to the general purpose financial statements are an integral part of this statement.

<i>Fiduciary Fund Type</i>		Totals (Memorandum Only)
Expendable Trust Fund		
	\$0	\$33,918,134
	0	30,449,878
	0	9,757,839
	0	17,718
	0	3,762,732
	0	1,570,886
	0	740,875
	146,212	1,864,176
	<u>146,212</u>	<u>82,082,238</u>
	0	16,394,004
	0	6,995,030
	0	17,337,300
	0	5,895,132
	0	742,254
	0	28,267,899
	0	616,826
	3,145	3,145
	0	4,460,160
	0	1,183,325
	0	1,235,913
	<u>3,145</u>	<u>83,130,988</u>
	143,067	(1,048,750)
	0	1,525,000
	0	6,117,391
	<u>0</u>	<u>(6,767,391)</u>
	<u>0</u>	<u>875,000</u>
	143,067	(173,750)
	336,692	48,469,555
	<u>0</u>	<u>(355,561)</u>
	<u>\$479,759</u>	<u>\$47,940,244</u>

WARREN COUNTY, OHIO
COMBINED STATEMENT OF REVENUES, EXPENDITURES
AND CHANGES IN FUND BALANCES
BUDGET AND ACTUAL (NON-GAAP BUDGETARY BASIS)
FOR THE YEAR ENDED DECEMBER 31, 2002
ALL GOVERNMENTAL FUND TYPES

	<i>General Fund</i>			<i>Special Revenue Funds</i>		
	Revised Budget	Actual	Variance: Favorable (Unfavorable)	Revised Budget	Actual	Variance: Favorable (Unfavorable)
Revenues:						
Taxes	\$21,200,200	\$24,674,193	\$3,473,993	\$8,690,000	\$9,221,173	\$531,173
Intergovernmental Revenues	4,002,211	3,763,168	(239,043)	26,459,641	24,096,515	(2,363,126)
Charges for Services	4,344,645	5,857,071	1,512,426	2,904,260	3,814,509	910,249
Licenses and Permits	11,000	17,434	6,434	0	95	95
Investment Earnings	4,511,000	4,948,742	437,742	100,000	29,793	(70,207)
Special Assessments	0	0	0	0	0	0
Fines and Forfeitures	286,910	445,794	158,884	403,370	294,136	(109,234)
All Other Revenues	755,900	1,642,137	886,237	446,211	1,106,754	660,543
Total Revenues	<u>35,111,866</u>	<u>41,348,539</u>	<u>6,236,673</u>	<u>39,003,482</u>	<u>38,562,975</u>	<u>(440,507)</u>
Expenditures:						
<i>Current:</i>						
General Government						
Legislative and Executive	20,284,959	17,678,741	2,606,218	1,973,118	1,029,402	943,716
Judicial	5,318,694	4,858,113	460,581	3,070,426	2,451,237	619,189
Public Safety	17,337,629	16,658,031	679,598	2,166,990	1,863,159	303,831
Public Works	0	0	0	7,964,272	5,867,219	2,097,053
Health	0	0	0	965,102	778,571	186,531
Human Services	1,009,104	883,941	125,163	33,615,881	29,663,412	3,952,469
Community and Economic Development	0	0	0	746,255	718,831	27,424
Capital Outlay	0	0	0	0	0	0
<i>Debt Service:</i>						
Principal Retirement	0	0	0	0	0	0
Interest and Fiscal Charges	0	0	0	0	0	0
Total Expenditures	<u>43,950,386</u>	<u>40,078,826</u>	<u>3,871,560</u>	<u>50,502,044</u>	<u>42,371,831</u>	<u>8,130,213</u>
Excess (Deficiency) of Revenues Over (Under) Expenditures	(8,838,520)	1,269,713	10,108,233	(11,498,562)	(3,808,856)	7,689,706
Other Financing Sources (Uses):						
Proceeds from Notes	0	0	0	0	0	0
Proceeds from Bonds	0	0	0	0	0	0
Operating Transfers In	0	0	0	4,644,039	5,020,282	376,243
Operating Transfers Out	(7,372,443)	(7,211,780)	160,663	(1,702,744)	(1,350,744)	352,000
Construction Advances In	0	0	0	0	0	0
Advances In	0	98,823	98,823	0	70,144	70,144
Advances Out	0	(48,823)	(48,823)	0	(120,144)	(120,144)
Total Other Financing Sources (Uses)	<u>(7,372,443)</u>	<u>(7,161,780)</u>	<u>210,663</u>	<u>2,941,295</u>	<u>3,619,538</u>	<u>678,243</u>
Excess (Deficiency) of Revenues and Other Financing Sources Over (Under) Expenditures and Other Financing Uses	(16,210,963)	(5,892,067)	10,318,896	(8,557,267)	(189,318)	8,367,949
Fund Balance at Beginning of Year	14,445,105	14,445,105	0	17,799,742	17,799,742	0
Prior Year Encumbrances	1,771,437	1,771,437	0	3,319,445	3,319,445	0
Fund Balance at End of Year	<u>\$5,579</u>	<u>\$10,324,475</u>	<u>\$10,318,896</u>	<u>\$12,561,920</u>	<u>\$20,929,869</u>	<u>\$8,367,949</u>

The notes to the general purpose financial statements are an integral part of this statement.

WARREN COUNTY, OHIO
COMBINED STATEMENT OF REVENUES, EXPENDITURES
AND CHANGES IN FUND BALANCES
BUDGET AND ACTUAL (NON-GAAP BUDGETARY BASIS)
FOR THE YEAR ENDED DECEMBER 31, 2002
ALL GOVERNMENTAL FUND TYPES

<i>Debt Service Funds</i>			<i>Capital Projects Funds</i>			<i>Totals (Memorandum Only)</i>		
Revised Budget	Actual	Variance: Favorable (Unfavorable)	Revised Budget	Actual	Variance: Favorable (Unfavorable)	Revised Budget	Actual	Variance: Favorable (Unfavorable)
\$0	\$73,982	\$73,982	\$0	\$0	\$0	\$29,890,200	\$33,969,348	\$4,079,148
545,000	665,834	120,834	9,247,299	939,798	(8,307,501)	40,254,151	29,465,315	(10,788,836)
0	26,968	26,968	0	0	0	7,248,905	9,698,548	2,449,643
0	0	0	0	0	0	11,000	17,529	6,529
0	5,456	5,456	0	11,287	11,287	4,611,000	4,995,278	384,278
1,500,000	1,683,430	183,430	7,325	7,325	0	1,507,325	1,690,755	183,430
0	0	0	0	0	0	690,280	739,930	49,650
0	0	0	400,000	57,979	(342,021)	1,602,111	2,806,870	1,204,759
2,045,000	2,455,670	410,670	9,654,624	1,016,389	(8,638,235)	85,814,972	83,383,573	(2,431,399)
0	0	0	0	0	0	22,258,077	18,708,143	3,549,934
0	0	0	0	0	0	8,389,120	7,309,350	1,079,770
0	0	0	0	0	0	19,504,619	18,521,190	983,429
0	0	0	0	0	0	7,964,272	5,867,219	2,097,053
0	0	0	0	0	0	965,102	778,571	186,531
0	0	0	0	0	0	34,624,985	30,547,353	4,077,632
0	0	0	0	0	0	746,255	718,831	27,424
0	0	0	19,155,560	13,725,117	5,430,443	19,155,560	13,725,117	5,430,443
1,166,744	1,166,744	0	1,650,000	1,650,000	0	2,816,744	2,816,744	0
1,207,350	1,194,909	12,441	42,735	42,735	0	1,250,085	1,237,644	12,441
2,374,094	2,361,653	12,441	20,848,295	15,417,852	5,430,443	117,674,819	100,230,162	17,444,657
(329,094)	94,017	423,111	(11,193,671)	(14,401,463)	(3,207,792)	(31,859,847)	(16,846,589)	15,013,258
0	0	0	3,703,700	0	(3,703,700)	3,703,700	0	(3,703,700)
0	0	0	2,275,000	1,525,000	(750,000)	2,275,000	1,525,000	(750,000)
221,696	223,104	1,408	2,060,484	1,904,092	(156,392)	6,926,219	7,147,478	221,259
0	0	0	(31,499)	(31,499)	0	(9,106,686)	(8,594,023)	512,663
0	0	0	1,200,000	0	(1,200,000)	1,200,000	0	(1,200,000)
0	0	0	0	9,075,664	9,075,664	0	9,244,631	9,244,631
0	0	0	0	(3,300,000)	(3,300,000)	0	(3,468,967)	(3,468,967)
221,696	223,104	1,408	9,207,685	9,173,257	(34,428)	4,998,233	5,854,119	855,886
(107,398)	317,121	424,519	(1,985,986)	(5,228,206)	(3,242,220)	(26,861,614)	(10,992,470)	15,869,144
1,884,841	1,884,841	0	1,095,173	1,095,173	0	35,224,861	35,224,861	0
0	0	0	9,245,770	9,245,770	0	14,336,652	14,336,652	0
\$1,777,443	\$2,201,962	\$424,519	\$8,354,957	\$5,112,737	(\$3,242,220)	\$22,699,899	\$38,569,043	\$15,869,144



WARREN COUNTY, OHIO
COMBINED STATEMENT OF REVENUES, EXPENSES
AND CHANGES IN RETAINED EARNINGS/FUND BALANCE
FOR THE YEAR ENDED DECEMBER 31, 2002
ALL PROPRIETARY FUND TYPES, SIMILAR TRUST FUND
AND DISCRETELY PRESENTED COMPONENT UNIT

	<i>Proprietary Fund Types</i>		<i>Fiduciary Fund Type</i>	Totals	<i>Component Unit</i>
	Enterprise Funds	Internal Service Funds	Nonexpendable Trust Fund	Primary Government (Memorandum Only)	Production Services Unlimited, Inc.
Operating Revenues:					
Charges for Services	\$13,225,261	\$8,290,273	\$0	\$21,515,534	\$256,498
Tap in Fees	435,156	0	0	435,156	0
Investment Earnings	0	0	224	224	0
Other Operating Revenues	34,013	0	0	34,013	10,470
Total Operating Revenues	13,694,430	8,290,273	224	21,984,927	266,968
Operating Expenses:					
Personal Services	3,360,903	1,979,169	0	5,340,072	263,232
Materials and Supplies	1,603,140	329,370	0	1,932,510	14,201
Contractual Services	1,284,855	1,252,237	0	2,537,092	30,047
Utilities	3,950,842	0	0	3,950,842	0
Depreciation	3,641,177	0	0	3,641,177	8,167
Health Insurance Claims	0	5,360,302	0	5,360,302	0
Other Operating Expenses	65,191	1,372	0	66,563	20,510
Total Operating Expenses	13,906,108	8,922,450	0	22,828,558	336,157
Operating Income (Loss)	(211,678)	(632,177)	224	(843,631)	(69,189)
Nonoperating Revenues (Expenses):					
Capital Contributions - Tap-in Fees	6,373,102	0	0	6,373,102	0
Capital Contributions	7,261,583	0	0	7,261,583	0
Intergovernmental Grants	555,317	0	0	555,317	0
Investment Earnings	257,572	0	0	257,572	3,008
Interest and Fiscal Charges	(1,941,575)	0	0	(1,941,575)	0
Loss on Disposal of Fixed Assets	(352)	0	0	(352)	0
Total Nonoperating Revenues (Expenses)	12,505,647	0	0	12,505,647	3,008
Income (Loss) Before Operating Transfers	12,293,969	(632,177)	224	11,662,016	(66,181)
Operating Transfers:					
Operating Transfer In	0	650,000	0	650,000	0
Total Operating Transfers	0	650,000	0	650,000	0
Net Income (Loss)	12,293,969	17,823	224	12,312,016	(66,181)
Add: Depreciation on Contributed Capital	991,591	0	0	991,591	0
Restated Retained Earnings/Fund Balance at Beginning of Year - see Note 2	22,954,918	1,203,703	40,153	24,198,774	228,318
Retained Earnings/ Fund Balance at End of Year	<u>\$36,240,478</u>	<u>\$1,221,526</u>	<u>\$40,377</u>	<u>\$37,502,381</u>	<u>\$162,137</u>

The notes to the general purpose financial statements are an integral part of this statement.

WARREN COUNTY, OHIO
COMBINED STATEMENT OF CASH FLOWS
FOR THE YEAR ENDED DECEMBER 31, 2002
ALL PROPRIETARY FUND TYPES, NONEXPENDABLE TRUST FUND
AND DISCRETELY PRESENTED COMPONENT UNIT

	<i>Proprietary</i>		<i>Fiduciary</i>	Totals	<i>Component</i>
	<i>Fund Types</i>		<i>Fund Type</i>	Primary	<i>Unit</i>
	Enterprise	Internal	Nonexpendable	Government	Production
	Funds	Service	Trust	(Memorandum	Services
		Funds	Fund	Only)	Unlimited
<u>Cash Flows from Operating Activities:</u>					
Cash Received from Customers	\$13,644,760	\$8,411,342	\$0	\$22,056,102	\$275,379
Cash Payments for Goods and Services	(6,874,989)	(7,198,781)	0	(14,073,770)	(78,436)
Cash Payments to Employees	(3,326,055)	(1,961,506)	0	(5,287,561)	(237,509)
Other Operating Revenues	0	0	0	0	9,467
Net Cash Provided (Used) by Operating Activities	3,443,716	(748,945)	0	2,694,771	(31,099)
<u>Cash Flows from Noncapital Financing Activities:</u>					
Transfer In From Other Funds	0	650,000	0	650,000	0
Advances In From Other Funds	324,797	0	0	324,797	0
Advances Out to Other Funds	(5,775,664)	0	0	(5,775,664)	0
Net Cash Provided (Used) for Noncapital Financing Activities	(5,450,867)	650,000	0	(4,800,867)	0
<u>Cash Flows from Capital and Related Financing Activities:</u>					
Cash Received from Tap-in Fees in Excess of Cost	6,373,102	0	0	6,373,102	0
Cash Received from Intergovernmental Grants	555,317	0	0	555,317	0
Proceeds from Refunding Bonds Payable	9,275,000	0	0	9,275,000	0
Proceeds from Notes Payable	465,000	0	0	465,000	0
Defeasance of Revenue Bonds	(9,625,784)	0	0	(9,625,784)	0
Acquisition and Construction of Assets	(6,728,174)	0	0	(6,728,174)	(13,980)
Bond Issuance Costs Paid	(203,005)	0	0	(203,005)	0
Principal Paid on General Obligation Notes Payable	(665,000)	0	0	(665,000)	0
Principal Paid on Revenue Bonds	(880,000)	0	0	(880,000)	0
Principal Paid on Long Term Contracts	(306,150)	0	0	(306,150)	0
Principal Paid on Ohio					
Water Development Authority Loan	(355,910)	0	0	(355,910)	0
Interest Paid on All Debt	(1,649,515)	0	0	(1,649,515)	0
Net Cash Used for Capital and Related Financing Activities	(3,745,119)	0	0	(3,745,119)	(13,980)
<u>Cash Flows from Investing Activities:</u>					
Receipts of Interest	530,729	0	314	531,043	3,008
Net Cash Provided by Investing Activities	530,729	0	314	531,043	3,008
Net Increase (Decrease) in Cash and Cash Equivalents	(5,221,541)	(98,945)	314	(5,320,172)	(42,071)
Cash and Cash Equivalents at Beginning of Year	33,402,798	2,248,788	40,036	35,691,622	164,883
Cash and Cash Equivalents at End of Year	\$28,181,257	\$2,149,843	\$40,350	\$30,371,450	\$122,812
<u>Reconciliation of Cash and</u>					
<u>Cash Equivalents per the Balance Sheet:</u>					
Cash and Cash Equivalents	\$27,821,701	\$2,149,843	\$16,487,904	\$46,459,448	\$122,812
Cash in Segregated Accounts	0	0	1,298,286	1,298,286	0
Restricted Cash with Fiscal Agent	359,556	0	0	359,556	0
Less: Cash and Cash Equivalents in Agency Funds	0	0	(17,266,081)	(17,266,081)	0
Less: Cash and Cash Equivalents in Expendable Trust Fund	0	0	(479,759)	(479,759)	0
Cash and Cash Equivalents at End of Year	\$28,181,257	\$2,149,843	\$40,350	\$30,371,450	\$122,812

WARREN COUNTY, OHIO
COMBINED STATEMENT OF CASH FLOWS
FOR THE YEAR ENDED DECEMBER 31, 2002
ALL PROPRIETARY FUND TYPES, NONEXPENDABLE TRUST FUND
AND DISCRETELY PRESENTED COMPONENT UNIT

	<i>Proprietary Fund Types</i>		<i>Fiduciary Fund Type</i>	Totals Primary Government (Memorandum Only)	<i>Component Unit</i>
	Enterprise Funds	Internal Service Funds	Nonexpendable Trust Fund		Production Services Unlimited
<u>Reconciliation of Operating Income (Loss) to Net Cash</u>					
<u>Provided (Used) by Operating Activities:</u>					
Operating Income (Loss)	(\$211,678)	(\$632,177)	\$224	(\$843,631)	(\$69,189)
Adjustments to Reconcile Operating Income (Loss) to Net Cash Provided (Used) by Operating Activities:					
Interest on Investments	0	0	(224)	(224)	0
Depreciation Expense	3,641,177	0	0	3,641,177	8,167
Changes in Assets and Liabilities:					
(Increase) Decrease in Accounts Receivable	(336,408)	7,743	0	(328,665)	17,878
Increase in Due from Other Funds	0	(7,998)	0	(7,998)	0
Decrease in Intergovernmental Receivables	686	5,710	0	6,396	0
Increase in Inventory	(45,926)	(3,619)	0	(49,545)	0
Increase in Prepaid Items	(3,502)	0	0	(3,502)	0
Decrease in Prepaid Water Contract	176,923	0	0	176,923	0
Increase in Accounts Payable	36,794	5,033	0	41,827	3,658
Increase in Accrued Wages and Benefits	12,136	4,793	0	16,929	8,387
Decrease in Due to Other Funds	(111,169)	(371)	0	(111,540)	0
Increase in Intergovernmental Payables	255,368	46,536	0	301,904	0
Decrease in Claims Payable	0	(193,898)	0	(193,898)	0
Increase in Compensated Absences	29,315	19,303	0	48,618	0
Total Adjustments	<u>3,655,394</u>	<u>(116,768)</u>	<u>(224)</u>	<u>3,538,402</u>	<u>38,090</u>
Net Cash Provided (Used) by Operating Activities	<u>\$3,443,716</u>	<u>(\$748,945)</u>	<u>\$0</u>	<u>\$2,694,771</u>	<u>(\$31,099)</u>

Schedule of Noncash Investing, Capital and Financing Activities:

At December 31, 2002 the Water and Sewer Funds had outstanding liabilities of \$516,990 and \$292,197 respectively for certain capital assets. The Water Fund received \$3,141,235 and the Sewer Fund received \$4,120,348 of capital contributions from other funds, special assessments and developers. During 2002, the fair value of investments decreased by \$24,604 and \$14,215 in the Water and Sewer Funds, respectively.

The notes to the general purpose financial statements are an integral part of this statement.

WARREN COUNTY, OHIO
NOTES TO THE GENERAL PURPOSE FINANCIAL STATEMENTS
DECEMBER 31, 2002

NOTE 1 - SUMMARY OF SIGNIFICANT ACCOUNTING POLICIES

A. Reporting Entity

Warren County is a political subdivision of the State of Ohio. The County was formed by an act of the Ohio General Assembly in 1803. The three member Board of County Commissioners is the legislative and executive body of the County. The County's combined financial statements include accounts for all County operations.

The accompanying general purpose financial statements comply with the provisions of Governmental Accounting Standards Board (GASB) Statement No. 14, "*The Financial Reporting Entity*", in that the financial statements include all organizations, activities and functions of the primary government (the County) and legally separate entities (component units) for which the County is financially accountable. Financial accountability is defined as the appointment of a voting majority of a legally separate organization's governing board and either the County's ability to impose its will over the organization or the possibility that the organization will provide a financial benefit to or impose a financial burden on the County.

The financial activities of all funds, account groups, agencies, boards and commissions for which the County elected officials are financially accountable are reflected in the accompanying financial statements. Based on the foregoing criteria, Warren County (the primary government) has one component unit, Production Services Unlimited, Inc. The reporting entity of the County includes the following services: human and social services, certain health care and community assistance services, civil and criminal justice systems, road and bridge maintenance and general administrative services. In addition, a water supply and sanitary sewer system is operated by the County.

Discretely Presented Component Unit - The component unit column in the combined financial statements includes the financial data of the County's component unit. It is reported in a separate column to emphasize that it is legally separate from the county. The workshops are being presented as a part of the County's reporting entity because it would be misleading to exclude them.

Production Services Unlimited, Inc. (PSU) is an adult workshop for the clients of Warren County's Board of Mental Retardation. Warren County has an annual master operating agreement with PSU to subsidize a portion of the operations. PSU contracts with various companies and individuals including the County to provide janitorial services, assembly work, packaging, clerical, and other activities which are performed by the workshop participants. Separate financial statements for PSU may be obtained by writing to: Production Services Unlimited, Inc., 575 Columbus Avenue, Lebanon, Ohio 45036.

NOTE 1 - SUMMARY OF SIGNIFICANT ACCOUNTING POLICIES (Continued)

A. Reporting Entity (Continued)

Related Organizations - Warren County officials appoint a voting majority of the board for the following organizations. The County's accountability for these organizations does not extend beyond making the appointments.

- *Metropolitan Housing Authority* - The County Commissioners, Probate Court and Common Pleas Court each appoint one member of a five member board.
- *Park District* - The Probate Judge appoints all three members of the Park Board.
- *Warren County Airport Authority* - The County Commissioners appoint all members of a nine member board.
- *Butler/Warren Workforce Policy Board* - The County commissioners appoint all of the Warren County members of the board. The Policy Board is a regional organization developed as a result of the Workforce Investment Act. The role of the Policy Board is to assess the workforce needs of area employers, assess the employment and training needs of job seekers and to identify fiscal and other available resources to meet current and future workforce needs in the region.

Joint Venture without Equity Interest

Warren County is a member of the Warren/Clinton Counties Recovery Services Board, which is a joint venture between Warren and Clinton Counties. The purpose of the board is to provide aid, support and education for alcohol and drug dependent citizens as well as those who are mentally handicapped. See Note 19 "Joint Venture."

B. Basis of Presentation - Fund Accounting

The accounting system is organized and operated on the basis of funds and account groups, each of which is considered a separate accounting entity. The operations of each fund are accounted for with a separate set of self-balancing accounts that comprise its assets, liabilities, fund equity, revenues and expenditures /expenses. The various funds are summarized by type in the general purpose financial statements. The following fund types and account groups are used by the County:

Governmental Funds - are those through which most governmental functions of the County are financed. The acquisition, use and balances of the County's expendable financial resources and the related liabilities (except those accounted for in proprietary funds) are accounted for through governmental funds. The measurement focus is upon determination of changes in "financial flow" (sources, uses and balances of financial resources). The following are the County's governmental fund types:

General Fund - represents the general operating fund of the County. It is used to account for all financial resources except those required to be accounted for in another fund. The primary revenue sources are sales and use taxes, state and local government fund receipts, investment earnings and charges for service. The general fund balance is available to the County for any purpose provided it is expended or transferred according to the laws of Ohio.

NOTE 1 - SUMMARY OF SIGNIFICANT ACCOUNTING POLICIES (Continued)

B. Basis of Presentation - Fund Accounting (Continued)

Special Revenue Funds - monies in these funds are restricted by state and/or federal law to the financing of certain governmental functions (other than those involving major capital projects) for specified purposes.

Debt Service Funds - are used to account for the accumulation of resources for, and the payment of, general obligation and special assessment long-term debt principal and interest.

Capital Projects Funds - are used to account for financial resources to be used for the acquisition or construction of major capital facilities or equipment (other than those financed by proprietary funds).

Proprietary Funds - are accounted for on an "economic resources" measurement focus. This measurement focus provides that all assets and all liabilities associated with the operation of the proprietary funds are included on the balance sheet. Fund equity (i.e. net assets) are segregated into contributed capital and retained earnings components. The proprietary fund operating statements present increases (i.e. revenues) and decreases (i.e. expenses) in net total assets.

Enterprise Funds - are used to account for operations that are financed and operated in a manner similar to private business enterprises where the intent of the governing body is that the costs (expenses, including depreciation) of providing goods or services to the general public on a continuing basis be financed or recovered primarily through user charges.

Internal Service Funds - are used to account for the financing of goods or services by one department or agency to other departments or agencies of the governmental unit, or to other governmental units, on a cost reimbursement basis.

Fiduciary Funds - These funds are used to account for assets held by a government unit in a trustee capacity or as an agent for individuals, private organizations, other governmental units, and/or other funds. The County maintains an expendable trust fund, a nonexpendable trust fund and agency funds. The expendable trust fund is accounted for and reported similarly to governmental funds. The nonexpendable trust fund is accounted for and reported similarly to proprietary funds. Agency funds are custodial in nature (assets equal liabilities) and do not involve measurement or accounts of operations.

Trust and Agency Funds - include property and other taxes, as well as other intergovernmental resources which have been collected and which will be distributed to other taxing districts located in Warren County. The expendable trust fund includes unclaimed funds of the courts.

Account Groups - To make a clear distinction between fixed assets related to specific funds and those of general government, and between long-term liabilities related to specific funds and those of a general nature the following account groups are used:

General Fixed Assets Account Group - is established to account for fixed assets of the County, other than those accounted for in the proprietary funds.

General Long-Term Obligations Account Group - is established to account for all long-term debt of the County except that accounted for in the proprietary funds.

NOTE 1 - SUMMARY OF SIGNIFICANT ACCOUNTING POLICIES (Continued)**C. Basis of Accounting**

Basis of accounting represents the methodology utilized in the recognition of revenues and expenditures or expenses in the accounts and reported in the financial statements and relates to the timing of the measurements made. The accounting and reporting treatment applied to a fund is determined by its measurement focus.

The financial statements of the governmental, expendable trust and agency funds are prepared using the modified accrual basis of accounting. Under this basis, revenues are recorded when susceptible to accrual, i.e., both measurable and available. Available means collectible within the current period or soon enough thereafter to be used to pay liabilities of the current period, which for the County is considered to be 60 days after year end. Expenditures are recognized in the accounting period in which the fund liability is incurred, if measurable, except for unmatured interest on general long-term debt which is recognized when due. Revenues which are measurable, but which are not considered available, such as delinquent real and personal property taxes whose availability is indeterminate, are recorded as deferred revenue. Special assessment installments, including related accrued interest and current property taxes which are measurable at December 31, 2002, but which are not available are also recorded as deferred revenue.

Deferred revenues also arise when resources are received by the government before it has a legal claim to them, such as when grant monies are received prior to the incurrence of qualifying expenditures. In subsequent periods, when both revenue recognition criteria are met, or when the government has a legal claim to the resources, the liability for deferred revenue is removed from the combined balance sheet and revenue is recognized.

Non-exchange transactions, in which the County receives value without directly giving equal value in return, include sales taxes, property taxes, grants, entitlements and donations. Revenues from grants, entitlements and donations are recognized in the fiscal year in which all eligibility requirements have been satisfied and the revenue is available. Eligibility requirements include timing requirements, which specify the year when the resources are required to be used or the year when use is first permitted, matching requirements, in which the County must provide local resources to be used for a specific purpose, and expenditure requirements, in which the resources are provided to the County on a reimbursement basis. In applying the susceptible to accrual concept under the modified accrual basis, the following revenue sources are deemed both measurable and available: earnings on investments, sales tax, federal and state intergovernmental grants, levied fines and forfeitures, state-levied locally shared taxes (including motor vehicle registration fees) and certain charges for current services.

Other revenues, including licenses and permits, certain charges for services, and miscellaneous revenues are recorded as revenue when received in cash because they are generally not measurable until actually received.

All proprietary fund types and the nonexpendable trust fund are accounted for using the accrual basis of accounting. Revenues are recognized when they are earned and expenses are recognized when they are incurred.

NOTE 1 - SUMMARY OF SIGNIFICANT ACCOUNTING POLICIES (Continued)**C. Basis of Accounting (Continued)**

Pursuant to GASB Statement No. 20, "Accounting and Financial Reporting for Proprietary Funds and Other Governmental Entities that use Proprietary Fund Accounting," the County follows GASB guidance as applicable to proprietary funds and FASB Statements and Interpretations, Accounting Principles Board Opinions and Accounting Research Bulletins issued on or before November 30, 1989 that do not conflict with or contradict GASB pronouncements.

D. Budgetary Process

The budgetary process is prescribed by provisions of the Ohio Revised Code and entails the preparation of budgetary documents within an established timetable. The major documents prepared are the tax budget, the certificate of estimated resources and the appropriations resolution, all of which are prepared on the budgetary basis of accounting. The certificate of estimated resources and the appropriations resolution are subject to amendment throughout the year.

All funds, other than agency funds, are legally required to be budgeted and appropriated; however, only governmental funds are required to be reported. The primary level of budget control is at the object level by organizational unit and/or department by function (Public Safety, Public Works, General Government, Debt Service etc.) within a fund. Budgetary modifications may only be made through resolution of the County Commissioners.

1. Tax Budget

By July 15, each County department must submit an annual tax budget for the following fiscal year to the County Commissioners for consideration and passage. The adopted budget is submitted to the County Auditor, as secretary of the County Budget Commission, by July 20th of each year, for the period January 1 to December 31 of the following year.

2. Estimated Resources

The County Budget Commission determines if the budget substantiates a need to levy all or part of previously authorized taxes and reviews estimated revenue. The Budget Commission then certifies its actions to the County by September 1st of each year. As part of the certification process the County receives an official certificate of estimated resources which states the projected receipts by fund. Prior to December 31, the County must revise its budget so that the total contemplated expenditures from any fund during the ensuing fiscal year will not exceed the amount available as stated in the certificate of estimated resources. The revised budget then serves as the basis for the annual appropriations measure. On or about January 1, the certificate of estimated resources is amended to include any unencumbered fund balances from the preceding year. The certificate may be further amended during the year if a new source of revenue is identified or actual receipts exceed current estimates. The amounts reported on the budgetary statement reflect the amounts in the final amended official certificate of estimated resources issued during 2002.

NOTE 1 - SUMMARY OF SIGNIFICANT ACCOUNTING POLICIES (Continued)**D. Budgetary Process** (Continued)**3. Appropriations**

A temporary appropriations resolution to control expenditures may be passed on or about January 1st of each year for the period January 1 through March 31. An annual appropriations resolution must be passed by April 1st of each year for the period January 1st through December 31st. The appropriations resolution establishes spending controls at the fund, function, organizational unit and/or department, and object level. The appropriations resolution may be amended during the year by resolution of the County Commissioners as additional information becomes available, provided that total fund appropriations do not exceed the current estimated resources. During 2002, several supplemental appropriations were necessary to budget for unanticipated expenditures. Expenditures may not legally exceed budgeted appropriations at the object level. Administrative control is maintained through the establishment of more detailed line-item budgets. Management may transfer appropriations within the object level (among line items) for an organizational unit and/or department provided total appropriations for that object and organizational unit and/or department do not exceed amounts established by the County Commissioners. The budgetary figures which appear in the Combined Statement of Revenues, Expenditures, and Changes in Fund Balances--Budget and Actual--All Governmental Fund Types are provided on the budgetary basis to provide a comparison of actual results with the final budget, including all amendments and modifications.

4. Encumbrances

As part of formal budgetary control, purchase orders, contracts and other commitments for expenditures are encumbered and recorded as the equivalent of expenditures (budget basis) in order to reserve that portion of the applicable appropriation and to determine and maintain legal compliance. However, on the GAAP basis of accounting, encumbrances do not constitute expenditures or liabilities and are reported as reservations of fund balances for governmental funds in the accompanying general purpose financial statements.

5. Lapsing of Appropriations

At the close of each fiscal year, the unencumbered balance of each appropriation reverts to the respective fund from which it was appropriated and becomes subject to future appropriations. The encumbered appropriations balance is carried forward to the subsequent fiscal year and need not be reappropriated.

6. Budgetary Basis of Accounting

The County's budgetary process accounts for certain transactions on a basis other than generally accepted accounting principles (GAAP). The major difference between the budgetary basis and the GAAP basis lies in the manner in which revenues and expenditures are recorded. Under the budgetary basis, revenues and expenditures are recognized on the cash basis. Utilizing the cash basis, revenues are recorded when received in cash and expenditures when paid. Under the GAAP basis, revenues and expenditures are recorded on the modified accrual basis of accounting.

NOTE 1 - SUMMARY OF SIGNIFICANT ACCOUNTING POLICIES (Continued)

D. Budgetary Process (Continued)6. Budgetary Basis of Accounting (Continued)

A reconciliation of the results of operations for the year from the GAAP basis to the budgetary basis is shown below:

	Excess (Deficiency) of Revenues and Other Financing Sources Over (Under) Expenditures and Other Financing Uses			
	General Fund	Special Revenue Funds	Debt Service Funds	Capital Projects Funds
GAAP Basis (as reported)	(\$4,074,693)	\$4,039,150	\$197,252	(\$478,526)
Increase (Decrease):				
Accrued Revenues at December 31, 2002 received during 2003	(5,119,457)	(3,867,663)	0	(71)
Accrued Revenues at December 31, 2001 received during 2002	5,395,754	1,973,130	119,869	336,566
Accrued Expenditures at December 31, 2002 paid during 2003	2,472,682	2,644,286	255	257,727
Accrued Expenditures at December 31, 2001 paid during 2002	(1,712,312)	(2,304,278)	(255)	(1,684,452)
Change in Fair Value, 2002	(174,932)	(521)	0	(18)
Change in Fair Value, 2001	707,936	3,970	0	1,362
2002 Prepays for 2003	(165,554)	(24,098)	0	0
2001 Prepays for 2002	155,006	19,417	0	0
Interfund Loans Receivable, 2002	(347,061)	0	0	(5,843,340)
Interfund Loans Receivable, 2001	397,061	0	0	0
Interfund Loans Payable, 2002	0	826,949	0	9,152,725
Interfund Loans Payable, 2001	0	(320,000)	0	(3,701,858)
Note Retirements	0	0	0	(1,650,000)
Outstanding Encumbrances	(3,426,497)	(3,179,660)	0	(1,618,321)
Budget Basis	<u>(\$5,892,067)</u>	<u>(\$189,318)</u>	<u>\$317,121</u>	<u>(\$5,228,206)</u>

NOTE 1 - SUMMARY OF SIGNIFICANT ACCOUNTING POLICIES (Continued)**E. Cash and Cash Equivalents**

Cash and cash equivalents include amounts in demand deposits, the State Treasury Asset Reserve of Ohio (STAR Ohio), short-term certificates of deposit and treasury securities. The STAR Ohio, certificates of deposit and treasury securities are considered cash equivalents because they are highly liquid investments or have original maturity dates of three months or less.

The County Treasurer pools cash for investment and resource management purposes. Each fund's equity in pooled cash and investments represents the balance on hand as if each had maintained its own cash and investment account. For purposes of the statement of cash flows, the proprietary funds consider their share of equity in STAR Ohio and pooled certificates of deposit to be cash equivalents. See Note 4 "Cash, Cash Equivalents and Investments."

F. Investments

Investment procedures and interest allocations are restricted by provisions of the Ohio Constitution and the Ohio Revised Code. In accordance with GASB Statement No. 31, "Accounting and Financial Reporting for Certain Investments and for External Investment Pools", the County records all its investments at fair value, which are based upon quoted market prices, except for nonparticipating investment contracts (certificates of deposit) which are reported at cost. All investment income, including changes in the fair value of investments, are recognized as revenue in the operating statements. The County allocates interest among various funds based upon applicable legal and administrative requirements. See Note 4 "Cash, Cash Equivalents and Investments."

Warren County has invested funds in the STAR Ohio during 2002. STAR Ohio is an investment pool managed by the State Treasurer's Office, which allows governments within the State to pool their funds for investment purposes. STAR Ohio is not registered with the SEC as an investment company, but does operate in a manner consistent with Rule 2a7 of the Investment Company Act of 1940. Investments in STAR Ohio are valued at STAR Ohio's share price, which is the price the investment could be sold for on December 31, 2002.

G. Inventory of Supplies

Inventory is stated at cost (first-in, first-out) in the governmental funds, and at the lower of cost (first-in, first-out) or market in the proprietary funds. The costs of inventory items are recorded as expenditures in the governmental funds when purchased and expenses in the proprietary funds when used.

H. Prepaid Water Contract

The County has entered into a contract with Cincinnati Waterworks to provide water to the County that will benefit periods beginning in 2000 until December 31, 2025. This item is recorded as a prepaid water contract in the Water Fund (enterprise) using the consumption method. This will reflect the current asset amount as a prepaid item and the expense in the year in which it is consumed.

NOTE 1 - SUMMARY OF SIGNIFICANT ACCOUNTING POLICIES (Continued)**I. Fixed Assets and Depreciation**

Fixed assets acquired or constructed for general governmental purposes are recorded as expenditures in the governmental funds and are capitalized at cost (or estimated historical cost for assets not purchased in recent years) in the General Fixed Assets Account Group. Contributed fixed assets are recorded at fair market value at the date received.

Fixed assets consisting of certain improvements other than buildings, including infrastructure such as roads, bridges, curbs and gutters, streets and sidewalks, drainage systems and lighting systems, have not been capitalized. Such assets are normally immovable and of value only to the County. Therefore, the purpose of stewardship for capital expenditures can be satisfied without recording these assets.

General fixed asset values were initially determined at December 31, 1987 by identifying historical costs when such information was available. In cases where information supporting original cost was not obtainable, estimated historical costs were developed. For certain fixed assets, the estimates were arrived at by indexing estimated current costs back to the estimated year of acquisition.

The County has elected not to record depreciation in the General Fixed Asset Account Group.

Property, plant and equipment acquired by the proprietary funds are stated at cost (or estimated historical cost), including interest capitalized during construction, and architectural and engineering fees where applicable. Contributed fixed assets are recorded at fair market value at the date received.

Depreciation has been provided using the straight-line method over the following estimated useful lives:

<u>Description</u>	<u>Estimated Lives (in Years)</u>
Land Improvements (Water and Sewer Lines)	50
Buildings, Structures and Improvements	20 - 40
Furniture, Fixtures and Equipment	5 - 25

A full year of depreciation expense is taken in the year of acquisition and no depreciation expense is recorded in the year of disposal.

J. Capitalization of Interest

The County's policy is to capitalize interest on governmental (capital projects) and proprietary (enterprise) fund construction projects until the project is substantially completed. Capitalized interest on proprietary fund construction is amortized on a straight-line basis over the estimated useful life of the asset. There was no interest capitalized for governmental funds during 2002.

NOTE 1 - SUMMARY OF SIGNIFICANT ACCOUNTING POLICIES (Continued)

K. Long-Term Obligations

Long-Term liabilities are being repaid from the following funds:

Obligation	Fund
General Obligation Bonds	East Street Building Fund Court Building Fund Tax Increment Financing Fund
Mortgage Revenue Bonds	Water Fund Sewer Fund
Special Assessment Bonds	Special Assessment Fund
Capital Leases	General Fund Child Support Enforcement Fund
Ohio Public Works Commission Loan	State OPWC Loan Fund
Ohio Water Development Authority Loan	Sewer Fund
Long-Term Contracts	Water Fund
Compensated Absences	General Fund Motor Vehicle and Gasoline Tax Fund Human Services Fund Board of Mental Retardation Fund Dog and Kennel Fund Real Estate Assessment Fund Children's Services Board Fund Crime Victim Grant Fund Youth Services Subsidy Fund Delinquent Real Estate Tax and Assessment Fund Certificate of Title Administration Fund County Court Probation Department Fund Warren County Solid Waste District Fund Workforce Investment Act Fund Child Support Enforcement Fund Emergency Management Fund Community Development Fund Sheriff Grants Fund TASC Grant Fund Hazardous Materials Emergency Fund Water Fund Sewer Fund Sheriff Revolving Fund Health Insurance Fund

NOTE 1 - SUMMARY OF SIGNIFICANT ACCOUNTING POLICIES (Continued)**L. Contributed Capital**

Contributed capital represents resources received by the Proprietary Funds from other governmental funds, other governments, and private resources, and are not subject to repayment. Proprietary fund tap-in fees, in excess of costs, were recorded as nonoperating revenue capital contributions. Resources restricted for the acquisition or construction of proprietary fixed assets were recorded at cost on the date the asset was acquired. Prior to December 31, 2000 capital contributions were recorded as contributed capital in the equity section of the balance sheet of the proprietary funds. Depreciation on those assets is expensed, and closed to the contributed capital fund equity account and added back to retained earnings.

M. Bond Discounts/Issuance Costs

In governmental fund types, bond discounts, premiums, and issuance costs are recognized in the current period. Bond discounts and issuance costs for proprietary fund types are deferred and amortized over the term of the bonds using the bonds-outstanding method, which approximates the effective interest method. Bond discounts are presented as a reduction of the face amount of bonds payable, bond premiums are recorded as an increase to the face amount of bonds payable, and issuance costs are recorded as deferred charges.

N. Compensated Absences

In accordance with GASB Statement No. 16, "Accounting for Compensated Absences," vacation and compensatory time are accrued as liabilities when an employee's right to receive compensation is attributable to services already rendered and it is probable that the employee will be compensated through paid time off or some other means, such as cash payments, at termination or retirement. Leave time that has been earned but is unavailable for use as paid time off or as some other form of compensation because an employee has not met the minimum service time requirement, is accrued to the extent that it is considered to be probable that the conditions for compensation will be met in the future.

Sick leave is accrued using the vesting method, whereby the liability is recorded on the basis of leave accumulated by employees eligible to receive termination payments as of the balance sheet date, and on leave balances accumulated by other employees expected to become eligible in the future to receive such payments.

For governmental funds, the portion of unpaid compensated absences that is expected to be paid using expendable, available resources is reported as an expenditure in the fund from which the individual earning the leave is paid, and a corresponding liability is reflected in the account "Compensated Absences Payable." The long-term portion of the liability is reported in the General Long-Term Obligations Account Group.

Compensated absences are expensed in the water and sewer enterprise funds and the sheriff and health internal service funds when earned. The related liability is reported within the fund.

NOTE 1 - SUMMARY OF SIGNIFICANT ACCOUNTING POLICIES (Continued)**O. Grants and Other Intergovernmental Revenues**

Local governmental fund revenues are recorded as receivables and revenue when measurable and available. Assistance awards made on the basis of entitlement are recorded as intergovernmental receivables and revenues when entitlement occurs. Federal and State reimbursement-type grants for the acquisition or construction of fixed assets in Proprietary funds are receivables and capital contributions when the related expenses are incurred.

All other Federal and State reimbursement-type grants are recorded as receivables and revenues when the related expenditures/expenses are incurred.

P. Special Assessments

The County reports Special Assessment bonds in the general long-term obligations account group. These bonds are secured by liens on assessed properties and are also backed by the full faith and credit of the County. Special assessment debt service payments are recorded in a Debt Service Fund. Capital outlay financed by special assessments are recorded in the Capital Projects Funds.

Q. Self-Funded Insurance

The County is self-funded for employee health care benefits. The program is administered by Medical Mutual of Ohio which provides claims review and processing services. Each County fund is charged for its proportionate share of covered employees. The County records a liability in claims payable for incurred but unreported claims at year end based upon an analysis of historical claims and expenses.

R. Interfund Transactions

During the course of its operations, the County has numerous transactions between funds, most of which are in the form of transfers of resources to provide services, construct assets, and service debt. Transfers for current operations are recorded as operating transfers. The classification of amounts recorded as operating transfers, advances, or residual equity transfers is determined by County management.

S. Reservations of Fund Balance

Reservations of fund balance or retained earnings indicate that a portion of the balance is not available for expenditure or is legally segregated for a specific future use. Balances are reserved for inventories of materials and supplies, prepaid items, long-term interfund loans, debt service and encumbered amounts that are not accrued at year end in the governmental funds.

T. Total Columns on Combined Financial Statements

Total columns on the Combined Statements are captioned "Memorandum Only" to indicate that they are presented only to facilitate financial analysis. Data in these columns do not present financial position, results of operations or cash flows in conformity with generally accepted accounting principles, nor is such data comparable to a consolidation. Interfund eliminations have not been made in the aggregation of this data.

NOTE 2 - CHANGES IN ACCOUNTING PRINCIPLE AND RESTATEMENT OF FUND BALANCES/RETAINED EARNINGS

A. Prior Period Adjustments

Intergovernmental Receivables and the Unreserved Fund Balance in the Job Training Partnership Act (special revenue) Fund beginning balances at December 31, 2001 have decreased and been restated due to a prior year error in reporting intergovernmental receivables.

Construction in Progress and Retained Earnings in the Water (enterprise) Fund beginning balances at December 31, 2001 have been decreased and restated due to a prior year error in reporting engineering costs for a possible project that did not occur. Construction in Progress decreased from amounts previously reported due to an error in reporting Contractual Services in prior periods.

Cash and Cash Equivalents, Accounts Receivable, Fixed Assets, Accounts Payable and Accrued Wages and Benefits Payable balances for Production Services Unlimited, the component unit, at December 31, 2001 have been restated due to a prior year error. Cash and Cash Equivalents increased from the amounts previously reported due to an outside participant activity account that was not previously reported. Accounts Receivable increased due to the omission of December 2001 services that were not accrued. Fixed Assets decreased due a lease that was previously capitalized that should not have been. Accounts Payable decreased due to previous errors in reporting. Accrued Wages and Benefits Payable increased due to an error in accrued payroll for 2001.

B. Restatement of Fund Balances/Retained Earnings

The changes to the beginning fund balances/retained earnings are as follows:

Description	Special Revenue Funds	Enterprise Water Fund	Component Unit
Fund Balance/Retained Earnings at 12/31/01 (as reported)	\$21,332,544	\$12,584,332	\$249,364
Cash and Cash Equivalents	0	0	4,070
Receivables (net of allowances for doubtful accounts):			
Accounts	0	0	23,152
Intergovernmental Receivables	(15,810)	0	0
Fixed Assets (Net of Accumulated Depreciation)	0	0	(41,225)
Construction in Progress	0	(16,900)	0
Accounts Payable	0	0	165
Accrued Wages and Benefits Payable	0	0	(7,208)
Fund Balance/Retained Earnings at 12/31/01 (as restated)	\$21,316,734	\$12,567,432	\$228,318

NOTE 3 - DEFICIT FUND EQUITIES

At December 31, 2002 the following funds had a deficit in fund balance:

Fund	Deficit
Capital Projects:	
Water Extension Projects Fund	\$163,783
Sewer Extension Projects Fund	3,001,231
Airport Construction Fund	19,120

The fund deficits arise from the recognition of expenditures on the modified accrual basis, which are greater than expenditures recognized on the budgetary/cash basis. Deficits do not exist for any of the above noted funds under the cash basis of accounting. The General Fund provides operating transfers when cash is required, not when accruals occur.

NOTE 4 - CASH, CASH EQUIVALENTS AND INVESTMENTS

The County Treasurer combines a majority of cash resources of the individual funds to form a pool of cash and investments. Each fund type's portion of this pool is displayed on the combined balance sheet as "Cash and Cash Equivalents." Except for nonparticipating investment contracts, investments are reported at fair value, which is based on quoted market prices. Nonparticipating investment contracts such as repurchase agreements and nonnegotiable certificates of deposit are reported at cost. Ohio law requires the classification of funds held by the County into three categories.

Category 1 consists of "active" funds - those funds required to be kept in a "cash" or "cash equivalent" status for immediate use by the County. Such funds must be maintained either as cash in the County treasury or in depository accounts payable or withdrawable on demand, including negotiable order of withdrawal (NOW) accounts.

Category 2 consists of "inactive" funds - those funds not required for use within the current five year period of designation of depositories. Inactive funds may be deposited or invested only as certificates of deposit maturing not later than the end of the current period of designation of depositories.

Category 3 consists of "interim" funds - those funds which are not needed for immediate use but which will be needed before the end of the current period of designation of depositories. Interim funds may be invested or deposited in the following securities:

- United States treasury notes, bills, bonds, or any other obligation or security issued by the United States treasury or any other obligation guaranteed as to principal or interest by the United States;
- Bonds, notes, debentures, or any other obligations or securities issued by any federal government agency or instrumentality, including but not limited to, the federal national mortgage association, federal home loan bank, federal farm credit bank, federal home loan mortgage corporation, government national mortgage association, and student loan marketing association. All federal agency securities shall be direct issuances of federal government agencies or instrumentalities;

NOTE 4 - CASH, CASH EQUIVALENTS AND INVESTMENTS (Continued)

- Written repurchase agreements in the securities listed above provided that the market value of the securities subject to the repurchase agreement must exceed the principal value of the agreement by at least two percent and be marked to market daily, and that the term of the agreement must not exceed thirty days;
- Interim deposits in eligible institutions applying for interim funds;
- Bonds and other obligations of the State of Ohio;
- No-load money market mutual funds consisting exclusively of obligations described in the first two bullets of this section and repurchase agreements secured by such obligations, provided that investments in securities described in this division are made only through eligible institutions, and
- The State Treasury Asset Reserve of Ohio (STAR Ohio).
- Commercial paper notes issued by any corporation for profit that is incorporated under the laws of the United States or any state pursuant to specifications within the Ohio Revised Code.

Ohio law requires that deposits be placed in eligible banks or savings and loan associations located in Ohio. Any public depository in which the County places deposits must pledge as collateral eligible securities of aggregate market value equal to the excess of deposits not insured by the Federal Deposit Insurance Corporation (FDIC). The securities pledged as collateral are pledged to a pool for each individual financial institution in amounts equal to at least 105% of the carrying value of all public deposits held by each institution. Obligations that may be pledged as collateral are limited to obligations of the United States and its agencies and obligations of any state, county, municipal corporation or other legally constituted authority of any other state or any instrumentality of such county, municipal corporation or other authority. Based upon criteria described in GASB Statement No. 3 *"Deposits With Financial Institutions, Investments (including Repurchase Agreements) and Reverse Repurchase Agreements,"* collateral held in single financial collateral pools with securities being held by the pledging financial institutions' agent in the pool's name are classified as Category 3.

The County invests in United States Treasury obligations and eligible guaranteed obligations of the United States, the State Treasury Asset Reserve (STAR Ohio), certificates of deposit, commercial paper and mutual funds which are invested exclusively in United States obligations. All investments comply with the limitations with respect to length of maturities contained in Chapter 135 of the Ohio Revised Code (The Uniform Depository Act). The maximum maturity of any investment of the County will be three years. The County interprets the limit on federal guaranteed investments and all legal investments very conservatively.

At December 31, 2002 the County did not own any derivative type investments, interest only investments, collateralized mortgage obligations, or reverse repurchase agreements. The County Treasurer has attended special training in all of the investment areas to assure compliance with the strictly conservative philosophy of the County. All investments are transacted with banks the County believes to be reputable or other financial institutions operating in the State of Ohio that are well versed in the statutory restrictions Ohio political subdivisions operate under and also have an understanding of the County investment requirements.

NOTE 4 - CASH, CASH EQUIVALENTS AND INVESTMENTS (Continued)

The Governmental Accounting Standards Board has established risk categories for deposits and investments as follows:

Deposits:

- Category 1 Insured or collateralized with securities held by the County or by its agent in the County's name.
- Category 2 Collateralized with securities held by the pledging financial institution's trust department or agent in the County's name.
- Category 3 Uninsured and uncollateralized.

Investments:

- Category 1 Insured or registered, or securities held by the County or its agent in the County's name.
- Category 2 Uninsured and unregistered, with securities held by the counterparty's trust department or agent in the County's name.
- Category 3 Uninsured and unregistered, with securities held by the counterparty or by its trust department or agent but not in the County's name.

A. Deposits

At year end the carrying amount of the County's deposits was \$27,100,055 and the bank balance was \$30,252,221. Federal depository insurance covered \$1,457,104 of the bank balance and remaining deposits were collateralized as follows: pooled collateral in the amount of \$17,291,104 (category 3), pledged collateral in the amount of \$6,544,013 (category 1), surety bonds in the amount of \$4,800,000 (category 1) and \$160,000 was uncollateralized. The County had \$657,979 in undeposited cash on hand at December 31, 2002 which is included as Cash and Cash Equivalents on the balance sheet.

B. Investments

The County's investments are detailed below and are categorized to give an indication of the level of risk assumed as of year end.

<u>Categorized Investments</u>	<u>Category 3</u>	<u>Carrying Amount/ Fair Value</u>
Government Securities	\$35,609,083	\$35,609,083
 <u>Non-Categorized Investments</u>		
STAR Ohio	N/A	32,364,358
Money Market Mutual Funds	N/A	13,902
Total Non-Categorized	<u>N/A</u>	<u>32,378,260</u>
Total Investments	<u>\$35,609,083</u>	<u>\$67,987,343</u>

NOTE 4 - CASH, CASH EQUIVALENTS AND INVESTMENTS (Continued)

C. Reconciliation of Cash, Cash Equivalents and Investments

The classification of cash, cash equivalents and investments on the combined financial statements is based on criteria set forth in GASB Statement No. 9. Highly liquid investments with an original maturity of three months or less are treated as cash equivalents. The classification of cash and cash equivalents (deposits) for purposes of this note are based on criteria set forth in GASB Statement No. 3.

A reconciliation between classifications of cash and investments on the combined financial statements and the classifications per items A, B and C of this note are as follows:

	<u>Cash and Cash Equivalents *</u>	<u>Investments</u>
Per Combined Balance Sheet	\$95,087,398	\$0
Investments:		
STAR Ohio	(32,364,358)	32,364,358
Government Securities	(35,609,083)	35,609,083
Money Market Mutual Funds	(13,902)	13,902
Per GASB Statement No. 3	<u>\$27,100,055</u>	<u>\$67,987,343</u>

* Includes Cash in Segregated Accounts, Cash with Fiscal Agent and undeposited cash on hand.

D. Component Unit

Cash and cash equivalents in the amount of \$122,812 for the component unit, Production Services Unlimited, Inc. (PSU), are classified as Category 1, active funds for immediate use maintained either as cash or in depository accounts payable or withdrawable on demand. At year end the carrying amount of PSU deposits was \$122,812 and the bank balance was \$125,211. Federal depository insurance covered \$125,211 of the bank balance.

NOTE 5- TAXES

A. Property Taxes

Property taxes include amounts levied against all real, public utility, and tangible personal property located in the County. Taxes from real property (other than public utility) collected during 2002 were levied after October 1, 2001 on assessed values as of January 1, 2001, the lien date. Assessed values are established by the County Auditor at 35% of appraised market value. All property is required to be revalued sexennially with a triennial update. Real property taxes are payable annually or semi-annually. If paid annually, payment is due February 26; if paid semi-annually, the first payment is due February 26, with the remainder payable by July 15. In certain circumstances, state statute permits earlier or later payment dates to be established.

NOTE 5- TAXES (Continued)**A. Property Taxes** (Continued)

Taxpayers become liable for tangible personal property taxes (other than public utility) on January 1 of the current calendar year. Beginning with tax year 2002, the rate of valuation of tangible personal property constituting inventory (currently 25%) is to be reduced by one percentage point per year until the assessment rate equals zero. This reduction may be delayed if there is a shortfall in the statewide collection of tangible personal property taxes, however the assessment rate of inventory must be reduced to zero by no later than tax year 2031. Taxes are based on the assessed value of the property and the current tax rate for the taxing district where the property is located. Amounts paid by multi-county taxpayers are due September 20th. Single county taxpayers may pay annually or semi-annually. If paid annually, payment is due April 30th, if paid semi-annually, the first payment is due April 30th with the remainder payable by September 20th. Under Ohio law, personal property taxes do not attach as a lien on the personal property.

Public utility tangible personal property taxes collected in one calendar year are levied in the preceding year on assessed values as of January 1 of that preceding year, the lien date. Public utility tangible personal property currently is generally assessed at 100% of its true value. Public utility property taxes are payable on the same dates as real property taxes described previously.

Beginning in the tax year 2001, the percentages used to determine the assessed value of electric company personal property used in the production of electricity was reduced from 100% to 25% of true value; taxable transmission and distribution property will continue to be assessed at 88% of true value (50% of true value for rural electric companies). The state is to reimburse local taxing districts for a portion of the revenues lost due to this reduction in tax valuation with proceeds of a new kilowatt-hour excise tax imposed on electricity consumers. For tax levies which are to produce a given dollar amount each year (such as debt service levies), the reimbursement is to be generally the amount that would have otherwise been collected from the utility property less an amount equal to one-fourth of a mill. For all other non school district tax levies, the State reimbursement is to be, in general, a percentage of the amount that would have otherwise been collected from the utility property, which percentage is to decline from 100% in 2002 to 0% in 2017 and thereafter; all such school district tax levies are to be reimbursed at generally an amount sufficient to produce the same revenues that would have otherwise been collected but taking into account State education aid. Tax levies which were (i) not in effect for the 1998 tax year or (ii) approved by the voters after June 30, 1999 are not eligible for reimbursement by the State.

The County Treasurer collects property taxes on behalf of all taxing districts in the County. The County Auditor periodically remits to the taxing districts their portion of the taxes collected with final settlement in June and December for taxes payable in the first and second halves of the year, respectively. The full tax rate of all County operations for the year ended December 31, 2002 was \$0 per \$1,000 of assessed value. The assessed values of real and tangible personal property upon which the 2002 property tax levy was based totaled \$3,875,437,488 which was comprised of \$3,316,879,100 in real property, and \$558,558,388 in public utility and tangible personal property.

NOTE 5- TAXES (Continued)**A. Property Taxes** (Continued)

Ohio Law prohibits taxation of property from all taxing authorities in excess of 10 mills of assessed value without a vote of the people. Under current procedure, the County's share is 2.57 mills of assessed value. However, because sales tax revenues have been significant, the County, at this time, has temporarily eliminated the levy of this tax.

B. Other Taxes

In addition to property taxes, certain other taxes are recognized as revenue by the County. These taxes include the additional 0.5% County levied sales tax, gasoline taxes, inheritance taxes and miscellaneous other taxes which have various lien, levy and collection dates.

NOTE 6 - RECEIVABLES

Receivables at December 31, 2002, consisted of taxes, interfund, accounts receivable, special assessments, interest, and intergovernmental receivables arising from shared revenues. All receivables are considered collectible in full.

NOTE 7 - INTERFUND RECEIVABLES AND PAYABLES

The following balances at December 31, 2002 represent interfund loans receivable and payable:

	<u>Interfund Loans</u>	
	<u>Receivables</u>	<u>Payables</u>
General Fund	\$347,061	\$0
Special Revenue Funds:		
Motor Vehicle and Gasoline Tax	0	556,949
Youth Services Subsidy	0	250,000
Sheriff Grants	<u>0</u>	<u>20,000</u>
Total Special Revenue Funds	0	826,949
Capital Projects Funds:		
Water Extension Projects	307,837	471,664
Sewer Extension Projects	5,535,503	8,604,000
Airport Construction	<u>0</u>	<u>77,061</u>
Total Capital Projects Funds	5,843,340	9,152,725
Enterprise Funds:		
Water	471,664	307,837
Sewer	<u>8,604,000</u>	<u>4,978,554</u>
Total Enterprise Funds	<u>9,075,664</u>	<u>5,286,391</u>
Total Interfund Loans	<u>\$15,266,065</u>	<u>\$15,266,065</u>

NOTE 7 - INTERFUND RECEIVABLES AND PAYABLES (Continued)

The following balances at December 31, 2002, represent interfund receivables and payables:

	Interfund	
	Due From Other Funds	Due To Other Funds
General Fund	\$87,576	\$43,678
Special Revenue Funds:		
Motor Vehicle and Gasoline Tax	0	1,421
Human Services	0	31,225
Board of Mental Retardation	0	9,808
Dog and Kennel	0	1,230
Children's Services Board	42,370	5,146
Youth Services Subsidy	0	40,320
Certificate of Title Administration	0	688
Warren County Solid Waste District	420	11,779
Workforce Investment Act	0	963
Child Support Enforcement	0	4,107
Emergency Management	0	560
Community Development	0	420
Sheriff Grants	0	4,306
Hazardous Materials Emergency	0	554
Total Special Revenue Funds	42,790	112,527
Enterprise Funds:		
Water	0	14,664
Sewer	0	7,846
Total Enterprise Funds	0	22,510
Internal Service Funds:		
Vehicle Maintenance	25,063	0
Communications	1,569	0
Health Insurance	0	400
Gasoline	22,117	0
Total Internal Service Funds	48,749	400
Total Interfund Receivables and Payables	\$179,115	\$179,115

NOTE 8 - OPERATING TRANSFERS

The following balances at December 31, 2002 represent operating transfers in and transfers out:

Fund	Transfer In	Transfer Out
General Fund	\$0	\$6,415,235
Special Revenue Funds:		
Motor Vehicle and Gasoline Tax	0	50,744
Human Services	273,348	0
Board of Mental Retardation	0	300,000
Dog and Kennel	200,000	0
Children's Services Board	1,850,000	0
Crime Victim Grant	28,927	0
Youth Services Subsidy	698,866	0
Child Support Enforcement	365,776	0
Emergency Management	31,225	0
Community Development	524	0
Sheriff Grants	21,500	0
Hazardous Materials Emergency	83,204	0
County Transit	466,912	0
Total Special Revenue Funds	4,020,282	350,744
Debt Service Funds:		
East Street Building Improvement	56,750	0
Court Building Construction	114,198	0
Special Assessment	1,412	0
State OPWC Loan	50,744	0
Total Debt Service Funds	223,104	0
Capital Projects Fund:		
County Road Projects	0	1,412
County Construction Projects	1,874,005	0
Total Capital Projects Funds	1,874,005	1,412
Internal Service Fund:		
Health Insurance	350,000	0
MRDD Health Insurance	300,000	0
Total Internal Service Funds	650,000	0
Totals	<u>\$6,767,391</u>	<u>\$6,767,391</u>

NOTE 9 - FIXED ASSETS**A. General Fixed Assets**

A summary of changes for the year ended December 31, 2002, in the General Fixed Assets Account Group follows:

Category	January 1, 2002	Additions	Deletions	December 31, 2002
Land and Land Improvements	\$1,868,700	\$0	\$0	\$1,868,700
Buildings, Structures and Improvements	44,194,509	4,021,149	(36,632)	48,179,026
Furniture, Fixtures and Equipment	19,861,613	2,022,994	(924,198)	20,960,409
Construction in Progress	3,405,901	376,417	(3,293,325)	488,993
Totals	\$69,330,723	\$6,420,560	(\$4,254,155)	\$71,497,128

Construction in Progress:

County governmental construction projects in progress as of December 31, 2002 total \$488,993.

This amount is comprised of the following projects:

Airport Precision Approach Path Indicator	\$106,797
Irrigation & Landscape Project	89,576
Veteran's Memorial E. Warren	66,116
Renovations 313 E Warren.	64,539
Justice Drive Signage	56,999
Rehab Old Admin Bldg 320 E. Silver	47,200
Various Other Projects	57,766
Total Construction in Progress	\$488,993

B. Proprietary Fund Type Fixed Assets

A summary of proprietary fund type property, plant, and equipment at December 31, 2002 follows:

Category	Enterprise	Internal Service	Total
Land	\$1,540,821	\$0	\$1,540,821
Land Improvements	101,341,039	0	101,341,039
Buildings, Structures and Improvements	36,759,711	0	36,759,711
Furniture, Fixtures and Equipment	6,286,188	2,493	6,288,681
Property, Plant and Equipment	145,927,759	2,493	145,930,252
Accumulated Depreciation	(37,500,982)	(2,493)	(37,503,475)
Construction in Progress	25,159,108	0	25,159,108
Property, Plant and Equipment	\$133,585,885	\$0	\$133,585,885

NOTE 9 - FIXED ASSETS (Continued)

B. Proprietary Fund Type Fixed Assets (Continued)Construction in Progress:

Construction in progress in the enterprise funds for costs incurred as of December 31, 2002 total \$25,159,108. This amount is comprised of the following projects:

Hunter Dicks Creek Sewer	\$9,866,081
1999 Elevated Storage Tanks	4,585,877
Deerfield Hamilton Water System Phase II	3,689,829
Socialville Elevated Water Storage	2,132,324
Sewage Lift Station Improvements	2,036,612
Various Other Water Projects	1,955,658
Various Other Sewer Projects	892,727
Total Construction in Progress	<u>\$25,159,108</u>

The Hunter Dick's Creek Sanitary Sewer Project will provide sanitary sewer service to approximately 850 new customers in Franklin Township and will have the capacity to serve an additional 6,000 units. This project consists of approximately 66,000 linear feet of pipe and 4 sewage lift stations. Construction began in July of 2001 with an estimated completion date of July, 2003.

The 1999 Elevated Storage Tanks Project includes construction of three new elevated storage tanks in Warren County. Two of the elevated storage tanks each have a 1.5 million gallon capacity. These tanks are located in Deerfield and Turtlecreek Townships. The third tank has a 1 million gallon capacity and is located in Hamilton Township. This project also includes the removal of an existing half million gallon standpipe and two 300,000 gallon standpipes. Construction is expected to be completed in 2003. This project will increase water storage capacity by 2.9 million gallons at a cost of approximately \$4,587,786.

The Deerfield-Hamilton Water System Phase II Upgrades will include a new chemical feed building, rehabilitation to the existing wellfield facilities and the addition of four new production wells. The project costs are estimated at 4.0 million dollars.

In 1994, a 1.5 million gallon (mg) elevated storage tank was constructed at the intersection of Socialville-Foster Road and Snider Road to provide storage capacity for water customers in Deerfield Township, west of I-71, as well as the Kings Automall-Waterstone areas.

Ohio EPA requires elevated storage capacity to exceed one day's water usage. Therefore, with the development that has taken place in the area, and in order to ensure continued adequate water service to future development in the area, the 3.0 mg Socialville Elevated Storage Tank is being constructed on the same property, immediately adjacent to the existing 1.5 mg tank.

NOTE 9 - FIXED ASSETS (Continued)**B. Proprietary Fund Type Fixed Assets** (Continued)

When completed, both tanks will remain in operation, bringing the total elevated storage capacity in the area to 4.5 mg. This should be sufficient elevated storage to provide for the water requirements of the service area at ultimate build-out. The estimated costs for this project are 2.6 million dollars.

One of the above "Various Other Water Projects" is the North Wellfield Project. It is located in Franklin Township, on a 165 acre site bounded on the north by Franklin-Trenton Road, the south by the Great Miami River, the east by Martin Marietta Aggregates and the west by Castlebrook Estates Subdivision. The wellfield is divided into approximately equal east-west portions by the southward flowing Twin Creek. The site is underlain by the Great Miami buried valley aquifer. The aquifer ranges in depth from approximately 35 to 75 feet.

The north wellfield consists of three wells, with an Ohio EPA rated capacity of 3 million gallons per day (mgd). The groundwater meets Safe Drinking Water Standards and the only treatment required is chlorination and fluoridation. In 1995, a groundwater flow model of the entire wellfield was prepared to confirm a wellfield capacity of at least 11 mgd.

On September 19, 2002, an engineering agreement was entered into with Tetra Tech Engineers of Ohio for professional engineering services associated with the study, design and construction of an expansion of the north wellfield from 3.0 mgd to 6.0 mgd. The study phase is currently underway and should be completed by the end of the year. The cost for this project is totally dependent upon the results of the study.

NOTE 10 - DEFINED BENEFIT PENSION PLANS

All of the County's full-time employees participate in one of two separate retirement systems which are cost-sharing multiple employer defined benefit pension plans.

A. Ohio Public Employees Retirement System (the "OPERS")

The following information was provided by the OPERS to assist the County in complying with GASB Statement No. 27, "Accounting for Pensions by State and Local Government Employers."

All employees of the County, except teachers at the Mental Retardation and Developmental Disabilities Board, participate in the OPERS, a cost-sharing multiple employer defined benefit pension plan. The OPERS provides retirement and disability benefits, annual cost-of-living adjustments and death benefits to plan members and beneficiaries. Chapter 145 of the Ohio Revised Code provides statutory authority to establish and amend benefits. The Ohio Public Employees Retirement System issues a stand-alone financial report that includes financial statements and required supplementary information for the OPERS. Interested parties may obtain a copy by making a written request to 277 East Town Street, Columbus, Ohio 43215-4642 or by calling (614) 466-2085 or 1-800-222-7377.

NOTE 10 – DEFINED BENEFIT PENSION PLANS (Continued)**A. Ohio Public Employees Retirement System (the “OPERS”) (Continued)**

The Ohio Revised Code provides statutory authority for employee and employer contributions. The employee contribution rate for employees other than law enforcement is 8.5%. Law enforcement officers in the County Sheriff's department contribute 10.10% of covered salary. The 2002 employer contribution rate for local government employer units was 13.55% of covered payroll, 8.55% to fund the pension and 5.0% to fund health care. For law enforcement, the employer rate was 16.7% of covered payroll, 11.70% to fund the pension fund and 5.0% to fund health care. The 2001 employer contribution rate for local government employer units was 13.55% of covered payroll and 16.7% of covered payroll for law enforcement divisions. For the 2000 calendar year, the Retirement Board instituted a temporary employer contribution rate rollback. The rate rollback was 20% for state and local governments and 6% for law enforcement divisions. Therefore, the 2000 employer contribution rate for local government employer units was 10.84% of covered payroll and the 2000 employer contribution rate for law enforcement divisions was 15.7% of covered payroll. The contribution requirements of plan members and the County are established and may be amended by the Public Employees Retirement Board. The County's contribution to the OPERS for the years ending December 31, 2002, 2001, and 2000 were \$4,753,333, \$4,379,939, and \$3,311,612 respectively, for employees of the County and \$662,706, \$573,744, and \$494,636 respectively, for law enforcement officers, which were equal to the required contributions for each year.

The OPERS provides postemployment health care benefits to age and service retirees with ten or more years of qualifying Ohio service credit and to primary survivor recipients of such retirees. Health care coverage for disability recipients is also available. The health care coverage provided by the OPERS is considered an Other Postemployment Benefit (OPEB) as described in GASB Statement No. 12. A portion of each employer's contribution to the OPERS is set aside for the funding of post retirement health care. The Ohio Revised Code provides statutory authority requiring public employers to fund postemployment health care through their contributions to the OPERS. The portion of the 2002 employer contribution rate (identified above) that was used to fund health care for the year 2002 was 5.0% of covered payroll which amounted to \$1,753,997 for employees other than law enforcement and \$198,415 for law enforcement employees.

The significant actuarial assumptions and calculations relating to postemployment health care benefits were based on the OPERS latest actuarial review performed as of December 31, 2001. An entry age normal actuarial cost method of valuation is used in determining the present value of OPEB. The difference between assumed and actual experience (actuarial gains and losses) becomes part of unfunded actuarial accrued liability. All investments are carried at market value. For actuarial valuation purposes, a smoothed market approach is used. Under this approach assets are adjusted annually to reflect 25% of unrealized market appreciation or depreciation on investment assets. The investment assumption rate for 2001 was 8.0%. An annual increase of 4.0% compounded annually, is the base portion of the individual pay increase assumption. This assumes no change in the number of active employees. Additionally, annual pay increases, over and above the 4.0% base increase, were assumed to range from 0.50% to 6.3%. Health care costs were assumed to increase 4.0% annually.

NOTE 10 – DEFINED BENEFIT PENSION PLANS (Continued)**A. Ohio Public Employees Retirement System (the “OPERS”) (Continued)**

Benefits are advanced-funded on an actuarially determined basis. The number of active contributing participants was 402,041. The actuarial value of the OPERS net assets available for OPEB at December 31, 2001 is \$11.6 billion. The actuarially accrued liability and the unfunded actuarial accrued liability, based on the actuarial cost method used, were \$16.4 billion and \$4.8 billion, respectively.

B. State Teachers Retirement System of Ohio (STRS of Ohio)

The teachers who work for the Mental Retardation and Developmental Disabilities Board participate in the State Teachers Retirement System of Ohio (the "STRS"), a cost-sharing multiple employer defined benefit pension plan.

The STRS of Ohio provides retirement and disability benefits, annual cost-of-living adjustments and death benefits to plan members and beneficiaries. Benefits are established by Chapter 3307 of the Ohio Revised Code. The STRS of Ohio issues a stand-alone financial report that includes financial statements and required supplementary information for the STRS of Ohio. Interested parties may obtain a copy by making a written request to STRS, 300 East Broad Street, Suite 100, Columbus, Ohio 43215-3746 or by calling (614) 222-5853.

The Ohio Revised Code provides statutory authority for County and employee contributions of 14% and 9.3%, respectively. The contribution requirements of plan members and the County are established and may be amended by the State Teachers Retirement Board, upon recommendation of its consulting actuary, not to exceed statutory maximum rates of 10% for members and 14% for employers. The County's contributions to the STRS of Ohio for the years ending December 31, 2002, 2001 and 2000 were \$156,192, 142,675, and \$120,183, respectively, which were equal to the required contributions for each year.

STRS provides postemployment health care benefits to retirees and their dependents. Coverage includes hospitalization, physicians' fees, prescription drugs, and partial reimbursement of monthly Medicare premiums. All benefit recipients and sponsored dependents are eligible for health care coverage. Pursuant to the Revised Code, the State Teachers Retirement Board has discretionary authority over how much, if any, of the health care cost will be absorbed by STRS. All benefit recipients are required to pay a portion of the health care cost in the form of a monthly premium.

Benefits are funded on a pay-as-you-go basis through an allocation of employer contributions to a health care reserve fund equal to 4.5% of covered payroll for the first half of 2002, and equal to 1% of covered payroll for the second half of 2002. The balance of the Health Care Reserve Fund was \$3,011 billion at June 30, 2002. For the fiscal year ended June 30, 2002, the net health care costs paid by STRS were \$354,697,000. There were 105,300 eligible benefit recipients. The portion of the 2002 employer contribution rate (identified above) that was used to fund health care for fiscal year 2002 was 4.5% of covered payroll which amounted to \$24,621 for the first half of the year and 1% of covered payroll which amounted to \$5,685 for the second half of the 2002 year.

NOTE 11 - COMPENSATED ABSENCES

For governmental funds, the County records a liability for accumulated unused vacation time when earned, for all employees with more than one year of service. The county records a liability for accumulated unused sick leave owed to eligible employees in the period the employee becomes eligible to receive payment and accumulated sick leave for employees who are expected to become eligible in the future. The current portion of unpaid absences is the amount expected to be paid using expendable available resources. These amounts are recorded in the account "Compensated Absences Payable" in the fund from which the employees who have accumulated unpaid leave are paid. The remainder is reported in the general long-term obligations account group. In proprietary funds, compensated absences are expensed when earned. The entire amount of compensated absences is reported as a fund liability.

At December 31, 2002, the County's accumulated, unpaid compensated absences amounted to \$4,435,655. Of this amount \$3,815,606 is recorded in the General Long-Term Obligations Account Group, \$515,906 is recorded in the proprietary funds and the following are current liabilities recorded in each fund: \$65,763 for the General Fund, \$21,958 for the Motor Vehicle Fund, \$2,224 for the Human Services Fund, \$6,540 for the Board of Mental Retardation Fund, and \$7,658 for the Child Support Enforcement Fund.

At December 31, 2002 the liability recorded in the General Long-Term Obligations Account Group representing unpaid vacation time, sick leave and compensatory time was as follows:

	<u>Hours</u>	<u>Amount</u>
Vacation Time	87,487	\$1,709,956
Sick Time	96,788	2,029,111
Compensatory Time	<u>2,805</u>	<u>76,539</u>
Total	<u>187,080</u>	<u>\$3,815,606</u>

This space intentionally left blank.

NOTE 12 - NOTES PAYABLE

The County has pledged its full faith and credit as collateral for the general obligation notes. All notes have been issued in anticipation of long-term bond financing. Ohio law permits the issuance and renewal of bond anticipation notes such that the notes may remain outstanding for twenty years consecutively before such notes must be retired either from available funds of the County or from the proceeds of bonds issued to redeem the anticipation notes. If such notes and renewal of such notes remain outstanding for a period in excess of five years, any such period in excess of five years must be deducted from the permitted maximum maturity of the bonds anticipated. Furthermore, a certain portion of the principal amount of such notes must be retired in the amounts and at the times that would have been required for the payment of principal maturities on the bonds anticipated as if the bonds had been issued at the expiration of the initial five year period.

	Balance January 1, 2002	Issued	(Retired)	Balance December 31, 2002
Capital Projects General Obligation Notes:				
2.59% Road Improvement (Striker Rd.), 1st renewal	\$1,650,000	\$0	(\$1,650,000)	\$0
Enterprise General Obligation Notes:				
2.59% Sewer System (Hoff Run North)	365,000	0	(365,000)	0
2.59% Sewer System (Hoff Run South)	300,000	0	(300,000)	0
2.01% Sewer System (Hoff Run North)	0	265,000	0	265,000
2.01% Sewer System (Hoff Run South)	0	200,000	0	200,000
Total Enterprise General Obligation Notes:	<u>665,000</u>	<u>465,000</u>	<u>(665,000)</u>	<u>465,000</u>
Total Notes Payable	<u>\$2,315,000</u>	<u>\$465,000</u>	<u>(\$2,315,000)</u>	<u>\$465,000</u>

This space intentionally left blank.

NOTE 13 - LONG-TERM DEBT AND OTHER LONG-TERM OBLIGATIONS

General long-term debt issued for the East Street Building Improvement will be retired from the Debt Service Fund using rental payments received from the Warren County Welfare Department through a 25 year contract from the State of Ohio. General long-term debt issued for various county building improvements will also be retired from the Debt Service Fund utilizing a portion of the 1/2% additional sales tax levied in 1992. An Ohio Public Works Commission interest-free loan will be retired from the Debt Service Fund over ten years by funding provided by the County Engineer. Tax Increment Financing (TIF) Bonds have been issued as general obligation bonds and a State 166 Loan has been issued in lieu of additional TIF bonds to provide for additional security of the full faith and credit of the County. The TIF Bonds and the State Loan will be retired from the Debt Service Fund utilizing payments in lieu of taxes received from Proctor & Gamble. The State Loan accrues interest monthly and the annual interest amount is added to the long term State Loans Payable and the Amount to be Provided for General Long-Term Obligations. The first payments on the debt will begin in March of 2008. A service agreement with Proctor & Gamble provides for minimum annual payments sufficient to satisfy the TIF Bond and the State Loan debt service requirements. Revenue bonds issued for water and sewer improvements, as well as, loans from the Ohio Water Development Authority (OWDA) and the long term contract with Cincinnati Waterworks will be retired from the related revenues generated by the water or sewer fund. Special assessment bonds will be retired with proceeds of collections of special assessment receivables in the related debt service funds.

General obligation bonds are secured by the County's ability to levy a voted or unvoted property tax within limitations of Ohio law. Revenue bonds and OWDA loans are secured by future enterprise fund revenues generated through user charges or enterprise fund assets.

Special assessment debt service is financed by assessments to affected property owners. However, the County is ultimately responsible for the debt service if the assessments are not collected. Delinquent special assessments related to outstanding special assessment bonded debt at year end was \$132,561.

Revenue bond trust indentures require the County Water and Sewer Funds to maintain minimum debt service coverage ratios. The minimum coverage ratio required for the fiscal year 2002 was 120%. The bond coverage ratio for the fiscal year based upon operating revenue and investment income and operating expenses excluding depreciation was 1.66% for the Water Fund and 2.16% for the Sewer Fund. These ratios increase to 4.58% for the Water Fund and 5.81% for the Sewer Fund when the calculation includes the tap-in fees collected from customers connecting to the existing water and sewer systems.

NOTE 13 - LONG-TERM DEBT AND OTHER LONG-TERM OBLIGATIONS (Continued)

Under the Uniform Bond Act of the Ohio Revised Code, the County has the capacity to issue \$32.11 million of additional unvoted general obligation debt.

Year Issued	Maturity		Balance	Issued	Balance	
	Date	Interest Rate	January 1, 2002	(Retired)	December 31, 2002	
General Long-Term Debt:						
Unvoted General Obligation Bonds:						
1988	East Street Building Improvement	2008	7.500%	\$290,000	(\$35,000)	\$255,000
1991	General Obligation Building Project	2011	5.95 - 8.850%	815,000	(60,000)	755,000
1995	TIF Water	2016	4.05 - 5.500%	3,530,000	(165,000)	3,365,000
1995	TIF Sewer	2016	4.00 - 5.450%	2,525,000	(60,000)	2,465,000
Total Unvoted General Obligation Bonds				<u>7,160,000</u>	<u>(320,000)</u>	<u>6,840,000</u>
Special Assessment Bonds:						
1982	Waterline	2002	11.750%	1,000	(1,000)	0
1988	Waterline	2008	7.750%	59,000	(8,000)	51,000
1983	Water and Sewer	2003	9.750%	25,000	(15,000)	10,000
1982	Sewer Plan	2002	11.750%	4,000	(4,000)	0
1986	Sewer	2006	6.340%	390,000	(75,000)	315,000
1989	Water and Sewer	2010	7.35 - 7.450%	340,000	(30,000)	310,000
1990	Waterline	2001	5.95 - 8.850%	85,000	(5,000)	80,000
1991	Water System	2011	5.95 - 8.850%	490,000	(35,000)	455,000
1992	Morrow-Rochester Sewer	2012	6.100%	2,553,200	(171,700)	2,381,500
1992	Vivian Drive Sewer	2012	6.100%	16,100	(1,100)	15,000
1992	Shaker Road Water	2012	6.100%	87,500	(5,900)	81,600
1992	Roult Lane Water	2012	6.100%	38,300	(2,600)	35,700
1992	Sherman Terrace Water	2012	6.100%	180,700	(12,100)	168,600
1992	Hathaway Road Water	2012	6.100%	24,200	(1,600)	22,600
1993	Water and Sewer	2013	2.80 - 5.850%	740,000	(45,000)	695,000
1994	Water	2014	6.550%	1,335,000	(70,000)	1,265,000
1996	Water and Sewer	2016	6.125 - 6.200%	250,000	(18,000)	232,000
1997	Waterstone	2017	4.150 - 5.500%	2,990,000	(130,000)	2,860,000
1998	Drake Road Waterline	2018	4.975%	21,790	(885)	20,905
1998	Eagle Hill Waterline	2018	4.975%	38,060	(1,540)	36,520
1998	Turtlecreek Union Waterline	2018	4.975%	957,500	(39,525)	917,975
1998	Duke Drive Road	2008	4.212%	182,650	(23,050)	159,600
2000	Water and Sewer	2020	4.40 - 4.850%	1,145,000	(40,000)	1,105,000
2001	Water and Sewer	2021	3.30 - 5.350%	2,320,000	(60,000)	2,260,000
2002	Striker Rd (Road SA)_	2022	2.00 - 5.100%	0	1,525,000	1,525,000
Total Special Assessment Bonds (with governmental commitment)				<u>14,274,000</u>	<u>729,000</u>	<u>15,003,000</u>
1994	State 166 Loan	2017	4.000%	6,023,397	178,860	6,202,257
2000	OPWC Loan	2011	0.000%	482,066	(50,744)	431,322
Total Loans				<u>6,505,463</u>	<u>128,116</u>	<u>6,633,579</u>
Total General Long-Term Debt				<u>27,939,463</u>	<u>537,116</u>	<u>28,476,579</u>

(Continued)

NOTE 13 - LONG-TERM DEBT AND OTHER LONG-TERM OBLIGATIONS (Continued)

Year Issued	Maturity Date	Interest Rate	Balance January 1, 2002	Issued (Retired)	Balance December 31, 2002
Other Long-Term Obligations:					
			3,659,086	156,520	3,815,606
			57,226	(16,581)	40,645
			<u>3,716,312</u>	<u>139,939</u>	<u>3,856,251</u>
			<u>\$31,655,775</u>	<u>\$677,055</u>	<u>\$32,332,830</u>

Year Issued	Maturity Date	Interest Rate	Balance January 1, 2002	Issued (Retired)	Balance December 31, 2002	
Enterprise Funds Long-Term Debt:						
Mortgage Revenue Bonds:						
1992	Sewer	2016	3.600% - 6.700%	\$1,143,072	(\$44,535)	\$1,098,537
1993	Sewer	2015	2.580% - 5.450%	3,915,331	(193,228)	3,722,103
1993	Water	2015	2.550% - 5.450%	4,904,115	(247,781)	4,656,334
1994	Water	2019	3.900% - 5.750%	8,737,156	(8,737,156)	0
1995	Sewer	2020	3.800% - 5.450%	2,710,955	(88,464)	2,622,491
1998	Water	2016	3.750% - 4.750%	6,181,630	(297,092)	5,884,538
2002	Water	2019	2.000% - 5.000%	0	9,475,121	9,475,121
			<u>27,592,259</u>	<u>(133,135)</u>	<u>27,459,124</u>	
			1,811,485	(355,910)	1,455,575	
			2,185,198	(306,150)	1,879,048	
			<u>\$31,588,942</u>	<u>(\$795,195)</u>	<u>\$30,793,747</u>	

The principal amount of the County's special assessment debt outstanding at December 31, 2002 of \$15,003,000, is general obligation debt (backed by the full faith and credit of the County). This debt is being retired with the proceeds from special assessments levied against benefited property owners. The County is obligated to repay the debt irrespective of the amount of special assessments collected from property owners. The fund balance of \$1,772,227 in the Special Assessment Debt Service Fund at December 31, 2002 is reserved for the retirement of outstanding special assessment bonds.

NOTE 13 - LONG-TERM DEBT AND OTHER LONG-TERM OBLIGATIONS (Continued)

A summary of the County's future debt service requirements including principal and interest at December 31, 2002 follows:

A. Bonded Debt

Years	General Obligation Bonds	Water Revenue Bonds	Sewer Revenue Bonds	Special Assessment Bonds	A Subtotals
2003	\$712,466	\$1,890,733	\$769,935	\$1,718,916	\$5,092,050
2004	719,302	1,885,752	766,855	1,695,420	5,067,329
2005	709,468	1,899,453	767,645	1,692,508	5,069,074
2006	713,850	1,885,497	767,050	1,672,513	5,038,910
2007	801,210	1,882,503	770,008	1,596,677	5,050,398
2008-2012	3,668,381	9,437,617	3,855,520	7,546,866	24,508,384
2013-2017	2,554,550	7,821,483	2,905,907	4,311,238	17,593,178
2018-2022	0	1,565,000	713,732	1,713,960	3,992,692
Totals	<u>\$9,879,227</u>	<u>\$28,268,038</u>	<u>\$11,316,652</u>	<u>\$21,948,098</u>	<u>\$71,412,015</u>

B. Long-Term Loans, Contracts and Capital Leases

Years	OWDA Loans	OPWC Loan	State 166 Loan	Long- Term Contracts	Capital Leases	B Subtotals	A & B Totals
2003	\$486,166	\$50,744	\$0	\$395,662	\$21,055	\$953,627	\$6,045,677
2004	486,166	50,744	0	395,661	15,206	947,777	6,015,106
2005	486,166	50,744	0	395,662	8,161	940,733	6,009,807
2006	243,084	50,744	0	395,661	879	690,368	5,729,278
2007	0	50,744	0	395,662	0	446,406	5,496,804
2008-2012	0	177,602	4,634,964	131,887	0	4,944,453	29,452,837
2013-2017	0	0	3,836,554	0	0	3,836,554	21,429,732
2018-2021	0	0	0	0	0	0	3,992,692
Totals	<u>\$1,701,582</u>	<u>\$431,322</u>	<u>\$8,471,518</u>	<u>\$2,110,195</u>	<u>\$45,301</u>	<u>\$12,759,918</u>	<u>\$84,171,933</u>

C. Defeased Debt

In prior years, the County defeased certain Water Revenue Bonds (see Table). At the time of the defeasance, funds were deposited with the County's trustee. The principal and interest on the investments in these escrow funds are used solely to pay the principal and interest requirements on the original issue bonds as they come due. The monies with the trustee have been invested in obligations guaranteed as to both principal and interest by the United States and placed in irrevocable escrow accounts which, including interest earned, will be used to pay the principal and interest on the refunded bonds. In 2002 there was a call on the defeased Water Revenue Bonds (1992). The remaining debt was satisfied and the trustee accounts were closed. As of December 31, 2002, the principal balance of these issues was \$8,532,000 and there was \$9,174,717 of principal and interest on deposit with the trustee.

NOTE 13 - LONG-TERM DEBT AND OTHER LONG-TERM OBLIGATIONS (Continued)**C. Defeased Debt** (Continued)

During 2002, the County issued water revenue refunding bonds (2002 Water Revenue Refunding Bond) in the amount of \$9,275,000 to advance refund a water revenue issue of the Enterprise Funds, (1994 Waterworks System Revenue Bonds). These bonds were issued at a premium in the amount of \$205,050. The proceeds were used to purchase securities that were placed in an irrevocable trust, which will provide resources for all future debt service payments on the refunded debt. The refunded debt is considered defeased and the applicable liabilities have been removed from the Water Fund (enterprise fund) Revenue Bonds Payable. The advance refunds reduced cash flows required for debt service by \$414,045 over the next 17 years. The refunding resulted in economic gains (difference between the present values of the debt service payments on the old and new debt) in the Water Fund of \$383,102. The Water Fund recorded a deferred loss of \$825,784, which represents the difference between the acquisition price and the net carrying amount of the old debt. This amount will amortized over the life of the new debt.

<u>Water Revenue Issues</u>	<u>Date Defeased</u>	<u>Balance (at time of defeasance)</u>	<u>Balance Outstanding at December 31, 2002</u>
Pennyroyal Area	December 1988	\$108,000	\$27,000
Water Revenue Bonds (1992)	July 1998	6,535,000	0
Water Revenue Bonds (1994)	August 2002	8,800,000	8,505,000

D. Conduit Debt Obligations

In order to provide financial assistance to private sector entities for the acquisition and construction of commercial and industrial facilities deemed to be in the public interest, the County has, from time to time, issued conduit debt. This debt is secured by the property financed and are payable solely from payments received on the underlying mortgage loans. Ownership of the acquired facilities transfers to the private sector entity served by the bond issuance upon repayment of the bonds. Neither the County, the State nor any other political subdivision thereof is obligated in any manner for the repayment of the bonds. Accordingly, the conduit debt is not reported as liabilities in the accompanying financial statements.

As of December 31, 2002 there were twenty-one (21) series of conduit debt outstanding. The aggregate principal amount payable for these series issued prior to January 1, 1996, could not be determined; however, their original issue amounts totaled \$37,865,000. Issue amounts for conduit debt issued after January 1, 1996 are monitored and currently have an outstanding principal debt totaling \$76,605,000 which brings the total conduit debt to \$114,470,000.

NOTE 14 - CAPITAL LEASES

The County has entered into agreements to lease office equipment. Certain agreements are, in substance, lease purchases (capital leases) and are classified as capital lease obligations in the financial statements.

The County's future minimum lease payments under lease obligations which have been capitalized as of December 31, 2002, are as follows:

<u>Year Ending December 31,</u>	<u>Capital Leases</u>
2003	\$21,055
2004	15,206
2005	8,161
2006 *	879
Minimum Lease Payments	<u>45,301</u>
Less amount representing interest at the County's incremental borrowing rate of interest	<u>(4,656)</u>
Present value of minimum lease payments	<u><u>\$40,645</u></u>

* No payment required past 2006

NOTE 15 - CONSTRUCTION AND OTHER SIGNIFICANT COMMITMENTS

As of December 31, 2002, the County had the following significant construction projects that will be financed through water and sewer surplus revenues:

<u>Projects</u>	<u>Remaining Construction Commitment</u>	<u>Expected Date of Completion</u>
Sewage Lift Stations	\$ 2,250,867	2003
Socialville Elevated Water Storage	598,626	2003
Deerfield Hamilton Water System Phase II	<u>447,077</u>	2003
Total	<u><u>\$3,296,570</u></u>	

NOTE 16 - RELATED PARTY TRANSACTION

Warren County provided salaries for administration, supervision, and facilities to Production Services Unlimited, Inc. (PSU), a discretely presented component unit of Warren County. PSU reported \$916,741 for these contributions, recording revenue and expenses at cost or fair market value, as applicable.

NOTE 17 - CONTINGENCIES

The County is a party to various legal proceedings which seek damages or injunctive relief generally incidental to its operations and pending projects. The County's management is of the opinion that the ultimate disposition of the various claims and legal proceedings will not have a material, adverse effect on the County's financial position.

The County participates in a number of Federal and State assisted grant programs. The major programs are the Food Stamp Program, Social Service Block Grant, Temporary Assistance to Needy Families (TANF), Community Development Block Grant and the Workforce Investment Act. These programs are subject to financial and compliance audits by grantors or representatives. The County believes that disallowed claims, if any, will not have material adverse effect on the County's financial position.

NOTE 18 - RISK MANAGEMENT

The County is exposed to various risks of loss related to torts; theft of, damage to and destruction of assets; errors and omissions; injuries to employees and natural disasters.

The County Risk Sharing Authority, Inc. (CORSA) is a risk sharing pool made up of fifty-three counties in Ohio. CORSA was formed as an Ohio nonprofit corporation for the purpose of establishing the CORSA Insurance/Self-Insurance Program, a group primary and excess insurance/self-insurance and risk management program. Member counties agree to jointly participate in coverage of losses and pay all contributions necessary for the specified insurance coverages provided by CORSA. These coverages include comprehensive general liability, automobile liability, certain property insurance and public officials' errors and omissions liability insurance.

Each member county has one vote on all matters requiring a vote, to be cast by a designated representative. The affairs of the Corporation are managed by an elected board of not more than nine trustees. Only county commissioners of member counties are eligible to serve on the board. No county may have more than one representative on the board at any time. Each member county's control over the budgeting and financing of CORSA is limited to its voting authority and any representation it may have on the board of trustees. CORSA has issued certificates of participation in order to provide adequate cash reserves. The certificates are secured by the member counties' obligations to make coverage payments to CORSA. The participating counties have no responsibility for the payment of certificates. The County does not have an equity interest in CORSA.

Insurance coverages stayed the same as coverages in the prior year. Settled claims during 2000, 2001 and 2002 did not exceed commercial insurance coverage.

The County has a group health insurance program for employees and their eligible dependents. Premiums are paid into an internal service fund by all funds having compensated employees, based upon an analysis of historical claims experience, the desired fund balance and the number of active participating employees. The monies paid into the Health Insurance Fund (internal service fund) are available to pay claims and administrative costs. The plan is administered by a third party administrator, Medical Mutual of Ohio, who monitors all claim payments. Excess loss coverage, carried through Medical Mutual of Ohio., becomes effective after \$100,000 per year per specific claim. There is a lifetime maximum coverage per person of \$2,000,000.

NOTE 18 - RISK MANAGEMENT (Continued)

The total claims liability of \$727,188 comprised of County and MRDD health insurance, reported (at face value) in the fund at December 31, 2002 is based on the requirements of Governmental Accounting Standards Board Statement No. 10 which requires that a liability for claims be reported if information prior to the issuance of the financial statements indicates that it is probable that a liability has been incurred at the date of the financial statements and the amount of the loss can be reasonably estimated.

Changes in each of the fund's claims liability amount in 2002 were:

	<u>Balance at December 31, 2001</u>	<u>Current Year Claims</u>	<u>Claim Payments</u>	<u>Balance at December 31, 2002</u>
County:				
2001	\$735,089	\$5,441,239	(\$5,264,878)	\$911,450
2002	911,450	5,209,226	(5,407,393)	713,283
MRDD:				
2001	\$83,649	\$127,328	(\$201,341)	\$9,636
2002	9,636	151,076	(146,807)	13,905

NOTE 19 - JOINT VENTURE

Warren/Clinton Counties Recovery Services Board

Warren County is a member of Mental Health Recovery Services of Warren & Clinton Counties (MHRS), a joint venture between the two county entities and is the local Alcohol, Drug Addiction, and Mental Health Services (ADAMHS) Board as defined by the Ohio Revised Code. The mission of MHRS is to share hope and caring to achieve recovery from mental illness, alcoholism, and drug addiction.

MHRS is governed by an 18-member board of directors, four of which are appointed by the Ohio Department of Mental Health (ODMH) and four by the Ohio Department of Alcohol and Drug Addiction Services (ODADAS). The remaining ten members are appointed by the Warren County Commissioners and the Clinton County Commissioners. MHRS' main sources of revenue are grants from the two state departments previously named and a property tax levy in both counties.

MHRS contracts with independent, nonprofit agencies to provide services and programs. The Warren County Auditor and Treasurer maintain MHRS's financial records. Financial statements and the Single Audit Report of Examination are on file and can be obtained by writing to the Warren County Auditor's Office, 406 Justice Drive, Lebanon, Ohio 45036. Pursuant to Section 340.016 of the Ohio Revised Code, any withdrawing county would be required to submit a comprehensive plan that provides for the equitable adjustment and division of debts and obligations of the Joint County District to the State Director of Mental Health.

A summary of the unaudited cash basis financial information for the year ended December 31, 2002 is presented below:

<u>Warren/Clinton Counties Recovery Services</u>			
Assets	\$3,349,966	Revenues	11,214,546
Fund Equity	3,349,966	Expenses	<u>11,856,571</u>
		Net Income	(642,025)

NOTE 20 - SEGMENT INFORMATION FOR ENTERPRISE FUNDS

The County maintains two enterprise funds which provide water and sewer services. Financial information for the year ended December 31, 2002, is summarized as follows:

	<u>Water</u>	<u>Sewer</u>	<u>Total</u>
Operating Revenues	\$7,672,033	\$6,022,397	\$13,694,430
Depreciation	1,618,073	2,023,104	3,641,177
Operating Income (Loss)	244,773	(456,451)	(211,678)
Net Income	5,934,288	6,359,681	12,293,969
Current Capital Contributions	6,717,509	6,917,176	13,634,685
Property, Plant and Equipment:			
Additions	3,594,627	2,999,671	6,594,298
Deletions	(27,659)	(27,623)	(55,282)
Net Working Capital	21,141,253	18,195,288	39,336,541
Total Assets	87,750,753	91,548,283	179,299,036
Bonds, Notes, Loans and Contracts Payable	22,202,878	14,342,260	36,545,138
Total Equity	64,500,091	76,203,600	140,703,691

The following is a reconciliation of the changes to contributed capital in the County's enterprise funds for the year ended December 31, 2002:

	<u>Water Fund</u>	<u>Sewer Fund</u>	<u>Total</u>
Balance at Beginning of Year	\$45,998,371	\$59,456,433	\$105,454,804
Depreciation on Contributed Capital	(241,131)	(750,460)	(991,591)
Balance at End of Year	<u>\$45,757,240</u>	<u>\$58,705,973</u>	<u>\$104,463,213</u>

***C*OMBINING AND *I*NDIVIDUAL *F*UND AND *A*CCOUNT *G*ROUP
*S*TATEMENTS AND *S*CHEDULES**

***T*HE FOLLOWING COMBINING STATEMENTS AND SCHEDULES INCLUDE THE
GENERAL FUND, SPECIAL REVENUE FUNDS, DEBT SERVICE FUNDS,
CAPITAL PROJECTS FUNDS, ENTERPRISE FUNDS, INTERNAL SERVICE
FUNDS, FIDUCIARY FUNDS AND THE GENERAL FIXED ASSETS ACCOUNT
GROUP.**

GENERAL FUND

The General Fund is used to account for government resources which are not accounted for in any other fund. The General Fund balance is available to the County for any purpose provided it is expended or transferred according to the general laws of the State of Ohio.

WARREN COUNTY, OHIO
SCHEDULE OF REVENUES, EXPENDITURES AND CHANGES IN FUND BALANCE
BUDGET AND ACTUAL (NON-GAAP BUDGETARY BASIS)
FOR THE YEAR ENDED DECEMBER 31, 2002

GENERAL FUND

	Revised Budget	Actual	Variance: Favorable (Unfavorable)
<u>Revenues:</u>			
Taxes	\$21,200,200	\$24,674,193	\$3,473,993
Intergovernmental Revenues	4,002,211	3,763,168	(239,043)
Charges for Services	4,344,645	5,857,071	1,512,426
Licenses and Permits	11,000	17,434	6,434
Investment Earnings	4,511,000	4,948,742	437,742
Fines and Forfeitures	286,910	445,794	158,884
All Other Revenues	755,900	1,642,137	886,237
Total Revenue	<u>35,111,866</u>	<u>41,348,539</u>	<u>6,236,673</u>
<u>Expenditures:</u>			
General Government -			
Legislative and Executive:			
Commissioners:			
Personal Services	1,002,598	692,512	310,086
Contractual Services	1,156,295	928,785	227,510
Materials and Supplies	158,381	105,414	52,967
Other Expenditures	3,874,922	3,569,110	305,812
Capital Outlay	1,358,965	1,144,160	214,805
Total Commissioners	<u>7,551,161</u>	<u>6,439,981</u>	<u>1,111,180</u>
Auditor:			
Personal Services	634,193	596,710	37,483
Contractual Services	51,600	28,696	22,904
Materials and Supplies	29,132	18,594	10,538
Other Expenditures	13,000	2,943	10,057
Capital Outlay	38,384	4,166	34,218
Total Auditor	<u>766,309</u>	<u>651,109</u>	<u>115,200</u>
Auditor - Personal Property:			
Personal Services	81,004	77,898	3,106
Materials and Supplies	3,500	2,832	668
Other Expenditures	400	0	400
Total Auditor - Personal Property	<u>84,904</u>	<u>80,730</u>	<u>4,174</u>
Auditor - Real Property Valuation:			
Personal Services	36,371	36,000	371
Other Expenditures	500	0	500
Total Auditor - Real Property Valuation	<u>36,871</u>	<u>36,000</u>	<u>871</u>
Treasurer:			
Personal Services	313,692	299,661	14,031
Contractual Services	9,500	2,479	7,021
Materials and Supplies	17,500	14,686	2,814
Other Expenditures	11,244	7,857	3,387
Capital Outlay	7,927	4,184	3,743
Total Treasurer	<u>359,863</u>	<u>328,867</u>	<u>30,996</u>

(Continued)

WARREN COUNTY, OHIO
SCHEDULE OF REVENUES, EXPENDITURES AND CHANGES IN FUND BALANCE
BUDGET AND ACTUAL (NON-GAAP BUDGETARY BASIS)
FOR THE YEAR ENDED DECEMBER 31, 2002

GENERAL FUND

	Revised Budget	Actual	Variance: Favorable (Unfavorable)
Prosecutor:			
Personal Services	1,621,368	1,519,906	101,462
Contractual Services	85,240	65,604	19,636
Materials and Supplies	12,000	11,847	153
Other Expenditures	65,824	51,667	14,157
Capital Outlay	44,379	40,304	4,075
Total Prosecutor	<u>1,828,811</u>	<u>1,689,328</u>	<u>139,483</u>
Recorder:			
Personal Services	546,534	526,921	19,613
Contractual Services	45,914	37,300	8,614
Materials and Supplies	11,600	11,255	345
Other Expenditures	4,175	3,823	352
Capital Outlay	33,012	18,881	14,131
Total Recorder	<u>641,235</u>	<u>598,180</u>	<u>43,055</u>
Board of Elections:			
Personal Services	532,658	431,892	100,766
Contractual Services	44,766	34,312	10,454
Materials and Supplies	102,300	75,182	27,118
Other Expenditures	23,293	11,730	11,563
Capital Outlay	35,751	22,137	13,614
Total Board of Elections	<u>738,768</u>	<u>575,253</u>	<u>163,515</u>
Data Processing:			
Personal Services	1,995,012	1,816,614	178,398
Contractual Services	888,788	755,029	133,759
Materials and Supplies	43,994	24,103	19,891
Other Expenditures	24,968	6,910	18,058
Capital Outlay	1,148,918	1,033,357	115,561
Total Data Processing	<u>4,101,680</u>	<u>3,636,013</u>	<u>465,667</u>
Microfilming Process:			
Personal Services	211,515	208,070	3,445
Contractual Services	27,549	20,343	7,206
Materials and Supplies	15,586	10,995	4,591
Other Expenditures	3,100	914	2,186
Capital Outlay	22,477	22,144	333
Total Microfilming Process	<u>280,227</u>	<u>262,466</u>	<u>17,761</u>
Building and Grounds:			
Personal Services	1,880,279	1,686,656	193,623
Contractual Services	1,235,359	1,038,649	196,710
Materials and Supplies	308,000	233,281	74,719
Other Expenditures	12,000	5,124	6,876
Capital Outlay	78,500	64,142	14,358
Total Building and Grounds	<u>3,514,138</u>	<u>3,027,852</u>	<u>486,286</u>

(Continued)

WARREN COUNTY, OHIO
SCHEDULE OF REVENUES, EXPENDITURES AND CHANGES IN FUND BALANCE
BUDGET AND ACTUAL (NON-GAAP BUDGETARY BASIS)
FOR THE YEAR ENDED DECEMBER 31, 2002

GENERAL FUND

	Revised Budget	Actual	Variance: Favorable (Unfavorable)
Rural Zoning:			
Personal Services	143,507	133,300	10,207
Contractual Services	4,000	1,648	2,352
Materials and Supplies	8,500	5,217	3,283
Other Expenditures	2,600	504	2,096
Capital Outlay	8,000	326	7,674
Total Rural Zoning	<u>166,607</u>	<u>140,995</u>	<u>25,612</u>
Tax Maps:			
Personal Services	207,237	206,828	409
Materials and Supplies	6,448	4,490	1,958
Capital Outlay	700	649	51
Total Tax Maps	<u>214,385</u>	<u>211,967</u>	<u>2,418</u>
Total Legislative and Executive	<u>20,284,959</u>	<u>17,678,741</u>	<u>2,606,218</u>
Governmental - Judicial			
Common Pleas Court:			
Personal Services	796,590	766,220	30,370
Contractual Services	354,540	350,743	3,797
Materials and Supplies	17,015	14,807	2,208
Other Expenditures	18,650	15,383	3,267
Capital Outlay	24,779	16,144	8,635
Total Common Pleas Court	<u>1,211,574</u>	<u>1,163,297</u>	<u>48,277</u>
Domestic Relations Court:			
Personal Services	584,778	579,085	5,693
Contractual Services	17,450	16,821	629
Materials and Supplies	6,800	6,204	596
Other Expenditures	13,600	10,461	3,139
Capital Outlay	5,487	2,016	3,471
Total Domestic Relations Court	<u>628,115</u>	<u>614,587</u>	<u>13,528</u>
Juvenile Court:			
Personal Services	891,102	811,479	79,623
Contractual Services	229,500	170,485	59,015
Materials and Supplies	23,500	20,560	2,940
Other Expenditures	31,500	19,923	11,577
Capital Outlay	7,930	3,818	4,112
Total Juvenile Court	<u>1,183,532</u>	<u>1,026,265</u>	<u>157,267</u>

(Continued)

WARREN COUNTY, OHIO
SCHEDULE OF REVENUES, EXPENDITURES AND CHANGES IN FUND BALANCE
BUDGET AND ACTUAL (NON-GAAP BUDGETARY BASIS)
FOR THE YEAR ENDED DECEMBER 31, 2002

GENERAL FUND

	Revised Budget	Actual	Variance: Favorable (Unfavorable)
Probate Court:			
Personal Services	347,825	337,080	10,745
Contractual Services	23,300	20,787	2,513
Materials and Supplies	37,300	35,492	1,808
Other Expenditures	11,500	5,435	6,065
Capital Outlay	13,500	8,577	4,923
Total Probate Court	433,425	407,371	26,054
Clerk of Courts:			
Personal Services	588,837	582,774	6,063
Contractual Services	34,005	33,408	597
Materials and Supplies	112,800	110,529	2,271
Other Expenditures	13,992	11,721	2,271
Capital Outlay	10,577	10,139	438
Total Clerk of Courts	760,211	748,571	11,640
Municipal Court:			
Personal Services	231,905	174,174	57,731
Contractual Services	36,500	12,160	24,340
Other Expenditures	25,000	10,424	14,576
Total Municipal Court	293,405	196,758	96,647
Criminal Prosecutors:			
Personal Services	39,364	38,719	645
Total Criminal Prosecutors	39,364	38,719	645
County Court:			
Personal Services	571,881	534,526	37,355
Contractual Services	67,317	52,021	15,296
Materials and Supplies	15,000	11,735	3,265
Other Expenditures	16,500	8,189	8,311
Capital Outlay	26,189	6,507	19,682
Total County Court	696,887	612,978	83,909
Law Library:			
Personal Services	72,181	49,567	22,614
Total Law Library	72,181	49,567	22,614
Total Judicial	5,318,694	4,858,113	460,581
Public Safety:			
Coroner:			
Personal Services	105,607	104,864	743
Contractual Services	74,350	70,666	3,684
Materials and Supplies	1,500	337	1,163
Other Expenditures	3,350	2,702	648
Capital Outlay	800	99	701
Total Coroner	185,607	178,668	6,939

(Continued)

WARREN COUNTY, OHIO
SCHEDULE OF REVENUES, EXPENDITURES AND CHANGES IN FUND BALANCE
BUDGET AND ACTUAL (NON-GAAP BUDGETARY BASIS)
FOR THE YEAR ENDED DECEMBER 31, 2002

GENERAL FUND

	Revised Budget	Actual	Variance: Favorable (Unfavorable)
Sheriff:			
Personal Services	7,410,143	7,242,768	167,375
Contractual Services	1,064,209	1,028,989	35,220
Materials and Supplies	309,298	298,001	11,297
Other Expenditures	80,727	77,189	3,538
Capital Outlay	359,430	353,817	5,613
Total Sheriff	9,223,807	9,000,764	223,043
Building Regulation:			
Personal Services	645,628	624,019	21,609
Contractual Services	13,950	7,595	6,355
Materials and Supplies	28,500	24,274	4,226
Other Expenditures	10,450	7,394	3,056
Capital Outlay	27,500	18,355	9,145
Total Building Regulation	726,028	681,637	44,391
Juvenile Probation:			
Personal Services	716,492	663,535	52,957
Contractual Services	2,000	1,375	625
Materials and Supplies	9,000	3,367	5,633
Other Expenditures	6,200	4,677	1,523
Capital Outlay	1,500	700	800
Total Juvenile Probation	735,192	673,654	61,538
Juvenile Detention:			
Personal Services	935,419	832,646	102,773
Contractual Services	138,170	88,482	49,688
Materials and Supplies	27,000	13,219	13,781
Other Expenditures	7,000	2,047	4,953
Capital Outlay	24,400	14,266	10,134
Total Juvenile Detention	1,131,989	950,660	181,329
Communication Dispatch:			
Personal Services	1,491,113	1,470,963	20,150
Contractual Services	25,835	25,550	285
Materials and Supplies	8,934	8,203	731
Other Expenditures	5,850	5,850	0
Capital Outlay	1,734,976	1,734,881	95
Total Communication Dispatch	3,266,708	3,245,447	21,261
Telecommunications:			
Personal Services	572,204	558,286	13,918
Contractual Services	543,922	476,514	67,408
Materials and Supplies	50,853	49,721	1,132
Other Expenditures	5,041	3,563	1,478
Capital Outlay	896,278	839,117	57,161
Total Telecommunications	2,068,298	1,927,201	141,097
Total Public Safety	17,337,629	16,658,031	679,598

(Continued)

WARREN COUNTY, OHIO
SCHEDULE OF REVENUES, EXPENDITURES AND CHANGES IN FUND BALANCE
BUDGET AND ACTUAL (NON-GAAP BUDGETARY BASIS)
FOR THE YEAR ENDED DECEMBER 31, 2002

GENERAL FUND

	Revised Budget	Actual	Variance: Favorable (Unfavorable)
Human Services:			
Health:			
Other Expenditures	700	515	185
Total Health	700	515	185
Veterans' Services:			
Personal Services	307,499	297,412	10,087
Contractual Services	53,805	22,011	31,794
Materials and Supplies	16,500	13,172	3,328
Other Expenditures	547,835	473,316	74,519
Capital Outlay	82,765	77,515	5,250
Total Veterans' Services	1,008,404	883,426	124,978
Total Human Services	1,009,104	883,941	125,163
Total Expenditures	43,950,386	40,078,826	3,871,560
Excess (Deficiency) of Revenues Over (Under) Expenditures	(8,838,520)	1,269,713	10,108,233
<u>Other Financing Sources (Uses):</u>			
Operating Transfers Out	(7,372,443)	(7,211,780)	160,663
Advances In	0	98,823	98,823
Advances Out	0	(48,823)	(48,823)
Total Other Financing Sources (Uses):	(7,372,443)	(7,161,780)	210,663
Excess (Deficiency) of Revenues and Other Financing Sources Over (Under) Expenditures and Other Financing Uses	(16,210,963)	(5,892,067)	10,318,896
Fund Balance at Beginning of Year	14,445,105	14,445,105	0
Prior Year Encumbrances	1,771,437	1,771,437	0
Fund Balance at End of Year	<u>\$5,579</u>	<u>\$10,324,475</u>	<u>\$10,318,896</u>

Special Revenue Funds are used to account for the proceeds of specific revenue sources (other than amounts relating to expendable trusts or for major capital projects) that are legally restricted to expenditures for specified purposes.

Senior Citizens Service Levy Fund

To account for tax levy proceeds which provide the source of funding for senior citizen services. (The Statement of Revenues, Expenditures and Changes in Fund Balances is not presented because there was no activity during the year. This fund only exists on a GAAP basis and is not part of the County's appropriated budget, therefore no budgetary schedule is presented.)

Motor Vehicle and Gasoline Tax Fund

To account for monies received by the County for state gasoline tax and vehicle registration fees used for County road and bridge repair and improvements programs. Expenditures for township road and bridge work are reimbursed by the townships.

Human Services Fund

To account for various Federal and State grants and reimbursements as well as transfers from the General Fund used for human services programs.

Board of Mental Retardation Fund

To account for a County-wide property tax levy, Federal and State grants and reimbursements used for care and services for the mentally handicapped and retarded.

Dog and Kennel Fund

This fund is used to account for fees collected for defraying the cost of administering the registration program, for compensation of the county dog wardens, deputy pound keepers and staff and for the payments of animal claims.

Permissive Tax Fund

To account for municipal motor vehicle permissive tax revenues from the State used for County road and bridge repair and improvement programs.

Real Estate Assessment Fund

To account for State mandated County-wide tax assessing expenses that are funded by charges to the political subdivisions located within the County.

Children's Services Board Fund

To account for various Federal and State grants and reimbursements used for County child care and adoption programs.

(Continued)

Youth Services Subsidy Fund

To account for revenues from the State for the purpose of maintaining a restitution program for juvenile offenders administered by the juvenile court.

Delinquent Real Estate Tax and Assessment Fund

This fund accounts for five percent (5%) of all certified delinquent taxes and assessments collected by the County Treasurer. These funds are used for the collection of delinquent property taxes and assessments and are appropriated one half to the County Treasurer and one half to the County Prosecuting Attorney.

Certificate of Title Administration Fund

To account for revenues and expenditures of the Clerk of Courts vehicle title registration operations.

Warren County Solid Waste District Fund

To account for assessed disposal fees from a privately owned and operated landfill and to implement reduction, reuse and recycling techniques.

Workforce Investment Act Fund

To account for grants from the Federal Government for employment and training needs of area job seekers.

Child Support Enforcement Fund

To account for revenues from 2% poundage fees, fines, Federal and State grants and other similar revenue sources, and to account for legally restricted expenditures used for the collection and protection of support payments made and owed to parents and children.

Community Development Fund

To account for Federal and State grants and expenditures as prescribed under the Community Development Block Grant Program.

Court Computerization Fund

To account for additional fees which could be charged by the different courts for computerization of the court and the office of the clerk of each court.

County Transit Fund

To account for Federal and State grant proceeds used for capital and operating expenditures of the County's transit system.

(Continued)

Other Special Revenue Funds

To account for revenues from: fees, taxes, fines, Federal and State grants, licenses and other similar revenue sources, and to account for legally restricted expenditures for specific purposes. The following funds, when compared to combined Special Revenue Fund totals, comprise less than 10% in each of the categories of assets, liabilities, revenues and expenditures:

- Domestic Shelter Fund**
- Crime Victim Grant Fund**
- County Court Probation Department Fund**
- Job Training Partnership Act Fund**
- Pass Through Grants Fund**
- Emergency Management Fund**
- Sheriff Grants Fund**
- Indigent Guardianship Fund**
- Indigent Driver Fund**
- Drug Law Enforcement Fund**
- Law Enforcement Fund**
- County Court Special Projects Fund**
- Treatment Alternative to Street Crime (TASC) Grant Fund**
- Hazardous Materials Emergency Fund**
- Enforcement and Education Fund**
- Rehabilitation Grants Fund**

WARREN COUNTY, OHIO
COMBINING BALANCE SHEET
DECEMBER 31, 2002

SPECIAL REVENUE FUNDS

	Senior Citizens Service Levy Fund	Motor Vehicle and Gasoline Tax Fund	Human Services Fund	Board of Mental Retardation Fund	Dog and Kennel Fund
Assets:					
Cash and Cash Equivalents	\$0	\$3,688,682	\$716,222	\$7,428,781	\$120,010
Receivables (net of allowances for doubtful accounts):					
Taxes	3,923,497	64,644	0	16,348,062	0
Accounts	0	19,575	0	7,062	3,355
Interest	0	2,352	0	0	0
Due from Other Funds	0	0	0	0	0
Intergovernmental Receivables	0	2,796,768	1,316,553	894,685	0
Inventory of Supplies at Cost	0	471,921	0	0	0
Prepaid Items	0	11,288	294	11,255	521
Total Assets	<u>\$3,923,497</u>	<u>\$7,055,230</u>	<u>\$2,033,069</u>	<u>\$24,689,845</u>	<u>\$123,886</u>
Liabilities and Fund Equity:					
<i>Liabilities:</i>					
Accounts Payable	\$0	\$100,130	\$180,932	\$175,170	\$635
Accrued Wages and Benefits	0	90,087	68,591	324,635	5,856
Due to Other Funds	0	1,421	31,225	9,808	1,230
Intergovernmental Payables	0	420,673	30,986	240,109	3,282
Deferred Revenue	3,923,497	2,204,861	0	16,515,756	0
Interfund Loans Payable	0	556,949	0	0	0
Compensated Absences Payable	0	21,958	2,224	6,540	0
Total Liabilities	<u>3,923,497</u>	<u>3,396,079</u>	<u>313,958</u>	<u>17,272,018</u>	<u>11,003</u>
<i>Fund Equity:</i>					
Fund Balance:					
Reserved for Encumbrances	0	199,042	1,058,706	303,053	0
Reserved for Supplies Inventory	0	471,921	0	0	0
Reserved for Prepaid Items	0	11,288	294	11,255	521
Unreserved	0	2,976,900	660,111	7,103,519	112,362
Total Fund Equity	<u>0</u>	<u>3,659,151</u>	<u>1,719,111</u>	<u>7,417,827</u>	<u>112,883</u>
Total Liabilities and Fund Equity	<u>\$3,923,497</u>	<u>\$7,055,230</u>	<u>\$2,033,069</u>	<u>\$24,689,845</u>	<u>\$123,886</u>

**WARREN COUNTY, OHIO
COMBINING BALANCE SHEET
DECEMBER 31, 2002**

SPECIAL REVENUE FUNDS

Permissive Tax Fund	Domestic Shelter Fund	Real Estate Assessment Fund	Children's Services Board Fund	Crime Victim Grant Fund	Youth Services Subsidy Fund	Delinquent Real Estate Tax and Assessment Fund
\$572,179	\$21,213	\$3,971,357	\$222,944	\$24,861	\$1,752,666	\$505,272
0	0	0	0	0	0	0
0	4,889	26	1,976	0	6,940	0
0	0	0	0	0	0	0
0	0	0	42,370	0	0	0
32,277	0	0	417,500	42,754	633,024	0
0	0	0	0	0	0	0
0	0	0	249	0	164	0
<u>\$604,456</u>	<u>\$26,102</u>	<u>\$3,971,383</u>	<u>\$685,039</u>	<u>\$67,615</u>	<u>\$2,392,794</u>	<u>\$505,272</u>
\$0	\$21,213	\$2,409	\$186,274	\$0	\$14,858	\$1,626
0	0	9,528	68,694	3,102	45,214	4,874
0	0	0	5,146	0	40,320	0
0	0	1,385	43,896	465	30,312	731
0	0	0	170,873	37,410	463,049	0
0	0	0	0	0	250,000	0
0	0	0	0	0	0	0
<u>0</u>	<u>21,213</u>	<u>13,322</u>	<u>474,883</u>	<u>40,977</u>	<u>843,753</u>	<u>7,231</u>
177,048	0	16,012	10,156	0	32,119	0
0	0	0	0	0	0	0
0	0	0	249	0	164	0
427,408	4,889	3,942,049	199,751	26,638	1,516,758	498,041
<u>604,456</u>	<u>4,889</u>	<u>3,958,061</u>	<u>210,156</u>	<u>26,638</u>	<u>1,549,041</u>	<u>498,041</u>
<u>\$604,456</u>	<u>\$26,102</u>	<u>\$3,971,383</u>	<u>\$685,039</u>	<u>\$67,615</u>	<u>\$2,392,794</u>	<u>\$505,272</u>

(Continued)

WARREN COUNTY, OHIO
COMBINING BALANCE SHEET
DECEMBER 31, 2002

SPECIAL REVENUE FUNDS

	Certificate of Title Administration Fund	County Court Probation Department Fund	Warren County Solid Waste District Fund	Workforce Investment Act Fund
Assets:				
Cash and Cash Equivalents	\$582,790	\$234,488	\$2,061,991	\$128,668
Receivables (net of allowances for doubtful accounts):				
Taxes	0	0	0	0
Accounts	58,709	15,537	0	0
Interest	0	0	0	58
Due from Other Funds	0	0	420	0
Intergovernmental Receivables	0	0	14,968	543,754
Inventory of Supplies at Cost	0	0	0	0
Prepaid Items	0	0	0	0
	<u>0</u>	<u>0</u>	<u>0</u>	<u>0</u>
Total Assets	<u>\$641,499</u>	<u>\$250,025</u>	<u>\$2,077,379</u>	<u>\$672,480</u>
Liabilities and Fund Equity:				
<i>Liabilities:</i>				
Accounts Payable	\$2,497	\$0	\$3,868	\$16,149
Accrued Wages and Benefits	17,900	5,664	4,476	10,145
Due to Other Funds	688	0	11,779	963
Intergovernmental Payables	2,578	849	672	39,223
Deferred Revenue	0	0	14,968	355,524
Interfund Loans Payable	0	0	0	0
Compensated Absences Payable	0	0	0	0
	<u>0</u>	<u>0</u>	<u>0</u>	<u>0</u>
Total Liabilities	<u>23,663</u>	<u>6,513</u>	<u>35,763</u>	<u>422,004</u>
<i>Fund Equity:</i>				
Fund Balance:				
Reserved for Encumbrances	28	0	18,319	116,568
Reserved for Supplies Inventory	0	0	0	0
Reserved for Prepaid Items	0	0	0	0
Unreserved	617,808	243,512	2,023,297	133,908
	<u>617,836</u>	<u>243,512</u>	<u>2,041,616</u>	<u>250,476</u>
Total Fund Equity	<u>617,836</u>	<u>243,512</u>	<u>2,041,616</u>	<u>250,476</u>
Total Liabilities and Fund Equity	<u>\$641,499</u>	<u>\$250,025</u>	<u>\$2,077,379</u>	<u>\$672,480</u>

WARREN COUNTY, OHIO
COMBINING BALANCE SHEET
DECEMBER 31, 2002

SPECIAL REVENUE FUNDS

Job Training Partnership Act Fund	Pass Through Grants Fund	Child Support Enforcement Fund	Emergency Management Fund	Community Development Fund	Sheriff Grants Fund	Indigent Guardianship Fund
\$4,687	\$0	\$300,898	\$56,031	\$146,621	\$66,666	\$64,604
0	0	0	0	0	0	0
0	0	0	0	0	50	1,220
0	0	0	0	0	0	0
0	0	0	0	0	0	0
0	0	113,085	10,896	996,407	55,931	0
0	0	0	0	0	0	0
0	0	0	293	0	0	0
<u>\$4,687</u>	<u>\$0</u>	<u>\$413,983</u>	<u>\$67,220</u>	<u>\$1,143,028</u>	<u>\$122,647</u>	<u>\$65,824</u>
\$36	\$0	\$2,744	\$2,784	\$5,427	\$1,120	\$2,228
0	0	64,967	1,820	3,514	2,856	0
0	0	4,107	560	420	4,306	0
0	0	15,155	273	527	4,782	0
0	0	0	0	957,000	36,941	0
0	0	0	0	0	20,000	0
0	0	7,658	0	0	0	0
<u>36</u>	<u>0</u>	<u>94,631</u>	<u>5,437</u>	<u>966,888</u>	<u>70,005</u>	<u>2,228</u>
0	28,875	17,981	41,048	103,691	102	0
0	0	0	0	0	0	0
0	0	0	293	0	0	0
<u>4,651</u>	<u>(28,875)</u>	<u>301,371</u>	<u>20,442</u>	<u>72,449</u>	<u>52,540</u>	<u>63,596</u>
<u>4,651</u>	<u>0</u>	<u>319,352</u>	<u>61,783</u>	<u>176,140</u>	<u>52,642</u>	<u>63,596</u>
<u>\$4,687</u>	<u>\$0</u>	<u>\$413,983</u>	<u>\$67,220</u>	<u>\$1,143,028</u>	<u>\$122,647</u>	<u>\$65,824</u>

(Continued)

WARREN COUNTY, OHIO
COMBINING BALANCE SHEET
DECEMBER 31, 2002

SPECIAL REVENUE FUNDS

	Indigent Driver Fund	Drug Law Enforcement Fund	Law Enforcement Fund	Court Computerization Fund
<u>Assets:</u>				
Cash and Cash Equivalents	\$36,996	\$66,630	\$128,866	\$757,169
Receivables (net of allowances for doubtful accounts):				
Taxes	0	0	0	0
Accounts	0	0	0	7,664
Interest	0	0	64	0
Due from Other Funds	0	0	0	0
Intergovernmental Receivables	817	290	0	0
Inventory of Supplies at Cost	0	0	0	0
Prepaid Items	0	0	0	0
Total Assets	\$37,813	\$66,920	\$128,930	\$764,833
<u>Liabilities and Fund Equity:</u>				
<i>Liabilities:</i>				
Accounts Payable	\$0	\$0	\$0	\$7,651
Accrued Wages and Benefits	0	0	0	0
Due to Other Funds	0	0	0	0
Intergovernmental Payables	0	4,870	0	0
Deferred Revenue	0	0	10	0
Interfund Loans Payable	0	0	0	0
Compensated Absences Payable	0	0	0	0
Total Liabilities	0	4,870	10	7,651
<i>Fund Equity:</i>				
<i>Fund Balance:</i>				
Reserved for Encumbrances	0	0	0	21,867
Reserved for Supplies Inventory	0	0	0	0
Reserved for Prepaid Items	0	0	0	0
Unreserved	37,813	62,050	128,920	735,315
Total Fund Equity	37,813	62,050	128,920	757,182
Total Liabilities and Fund Equity	\$37,813	\$66,920	\$128,930	\$764,833

WARREN COUNTY, OHIO
COMBINING BALANCE SHEET
DECEMBER 31, 2002

SPECIAL REVENUE FUNDS

County Court Special Projects Fund	TASC Grant Fund	Hazardous Materials Emergency Fund	Enforcement and Education Fund	Rehabilitation Grants Fund	County Transit Fund	Totals
\$105,286	\$14,821	\$24,085	\$20,762	\$133,930	\$149,872	\$24,110,048
0	0	0	0	0	0	20,336,203
4,365	0	0	0	0	0	131,368
0	0	0	0	0	0	2,474
0	0	0	0	0	0	42,790
0	110,627	0	293	0	143,705	8,124,334
0	0	0	0	0	0	471,921
0	0	34	0	0	0	24,098
<u>\$109,651</u>	<u>\$125,448</u>	<u>\$24,119</u>	<u>\$21,055</u>	<u>\$133,930</u>	<u>\$293,577</u>	<u>\$53,243,236</u>
\$0	\$2,390	\$1,060	\$0	\$0	\$179,779	\$910,980
556	5,798	2,088	0	0	0	740,365
0	0	554	0	0	0	112,527
83	870	313	0	0	0	842,034
0	55,313	0	0	0	34,304	24,769,506
0	0	0	0	0	0	826,949
0	0	0	0	0	0	38,380
<u>639</u>	<u>64,371</u>	<u>4,015</u>	<u>0</u>	<u>0</u>	<u>214,083</u>	<u>28,240,741</u>
0	150	102	0	25,000	33,364	2,203,231
0	0	0	0	0	0	471,921
0	0	34	0	0	0	24,098
<u>109,012</u>	<u>60,927</u>	<u>19,968</u>	<u>21,055</u>	<u>108,930</u>	<u>46,130</u>	<u>22,303,245</u>
<u>109,012</u>	<u>61,077</u>	<u>20,104</u>	<u>21,055</u>	<u>133,930</u>	<u>79,494</u>	<u>25,002,495</u>
<u>\$109,651</u>	<u>\$125,448</u>	<u>\$24,119</u>	<u>\$21,055</u>	<u>\$133,930</u>	<u>\$293,577</u>	<u>\$53,243,236</u>

WARREN COUNTY, OHIO
COMBINING STATEMENT OF REVENUES, EXPENDITURES AND CHANGES IN FUND BALANCES
FOR THE YEAR ENDED DECEMBER 31, 2002

SPECIAL REVENUE FUNDS

	Motor Vehicle and Gasoline Tax Fund	Human Services Fund	Board of Mental Retardation Fund	Dog and Kennel Fund
<u>Revenues:</u>				
Taxes	\$905,077	\$0	\$8,320,978	\$0
Intergovernmental Revenues	4,615,970	6,498,005	5,738,924	0
Charges for Services	73,833	0	11,073	249,064
Licenses and Permits	0	0	0	0
Investment Earnings	21,233	0	0	0
Fines and Forfeitures	222,961	0	0	25,674
All Other Revenues	3,694	2,251	200,768	17,999
Total Revenues	<u>5,842,768</u>	<u>6,500,256</u>	<u>14,271,743</u>	<u>292,737</u>
<u>Expenditures:</u>				
General Government:				
Legislative and Executive	0	0	0	0
Judicial	0	0	0	0
Public Safety	0	0	0	0
Public Works	5,675,935	0	0	0
Health	0	0	0	469,628
Human Services	0	5,550,613	13,642,867	0
Community and Economic Development	0	0	0	0
Debt Service:				
Principal Retirement	0	0	0	0
Interest and Fiscal Charges	0	0	0	0
Total Expenditures	<u>5,675,935</u>	<u>5,550,613</u>	<u>13,642,867</u>	<u>469,628</u>
Excess (Deficiency) of Revenues Over (Under) Expenditures	166,833	949,643	628,876	(176,891)
<u>Other Financing Sources (Uses):</u>				
Operating Transfers In	0	273,348	0	200,000
Operating Transfers Out	(50,744)	0	(300,000)	0
Total Other Financing Sources (Uses)	<u>(50,744)</u>	<u>273,348</u>	<u>(300,000)</u>	<u>200,000</u>
Excess (Deficiency) of Revenues and Other Financing Sources Over (Under) Expenditures and Other Financing Uses	116,089	1,222,991	328,876	23,109
Restated Fund Balance (Deficit) at Beginning of Year	3,896,451	496,120	7,088,951	89,774
Decrease in Inventory Reserve	(353,389)	0	0	0
Fund Balance at End of Year	<u><u>\$3,659,151</u></u>	<u><u>\$1,719,111</u></u>	<u><u>\$7,417,827</u></u>	<u><u>\$112,883</u></u>

WARREN COUNTY, OHIO
COMBINING STATEMENT OF REVENUES, EXPENDITURES AND CHANGES IN FUND BALANCES
FOR THE YEAR ENDED DECEMBER 31, 2002

SPECIAL REVENUE FUNDS

Permissive Tax Fund	Domestic Shelter Fund	Real Estate Assessment Fund	Children's Services Board Fund	Crime Victim Grant Fund	Youth Services Subsidy Fund	Delinquent Real Estate Tax and Assessment Fund
\$0	\$0	\$0	\$0	\$0	\$0	\$0
451,938	0	0	1,891,329	64,130	1,336,873	0
0	42,274	1,570,171	0	0	4,045	278,230
0	0	95	0	0	0	0
0	0	0	0	0	0	0
0	0	410	0	0	813	0
0	0	0	103,457	0	85,010	0
<u>451,938</u>	<u>42,274</u>	<u>1,570,676</u>	<u>1,994,786</u>	<u>64,130</u>	<u>1,426,741</u>	<u>278,230</u>
0	0	715,901	0	0	0	143,897
0	0	0	0	0	1,562,460	0
0	0	0	0	88,900	268,432	0
219,197	0	0	0	0	0	0
0	39,849	0	0	0	0	0
0	0	0	3,591,438	0	0	0
0	0	0	0	0	0	0
0	0	0	0	0	0	0
<u>219,197</u>	<u>39,849</u>	<u>715,901</u>	<u>3,591,438</u>	<u>88,900</u>	<u>1,830,892</u>	<u>143,897</u>
232,741	2,425	854,775	(1,596,652)	(24,770)	(404,151)	134,333
0	0	0	1,850,000	28,927	698,866	0
<u>0</u>	<u>0</u>	<u>0</u>	<u>0</u>	<u>0</u>	<u>0</u>	<u>0</u>
0	0	0	1,850,000	28,927	698,866	0
232,741	2,425	854,775	253,348	4,157	294,715	134,333
371,715	2,464	3,103,286	(43,192)	22,481	1,254,326	363,708
<u>0</u>	<u>0</u>	<u>0</u>	<u>0</u>	<u>0</u>	<u>0</u>	<u>0</u>
<u>\$604,456</u>	<u>\$4,889</u>	<u>\$3,958,061</u>	<u>\$210,156</u>	<u>\$26,638</u>	<u>\$1,549,041</u>	<u>\$498,041</u>

(Continued)

WARREN COUNTY, OHIO
COMBINING STATEMENT OF REVENUES, EXPENDITURES AND CHANGES IN FUND BALANCES
FOR THE YEAR ENDED DECEMBER 31, 2002

SPECIAL REVENUE FUNDS

	Certificate of Title Administration Fund	County Court Probation Department Fund	Warren County Solid Waste District Fund	Workforce Investment Act Fund
<u>Revenues:</u>				
Taxes	\$0	\$0	\$0	\$0
Intergovernmental Revenues	0	0	80,882	1,189,779
Charges for Services	761,176	183,483	0	0
Licenses and Permits	0	0	0	0
Investment Earnings	0	0	0	835
Fines and Forfeitures	0	0	0	0
All Other Revenues	0	0	472	0
Total Revenues	<u>761,176</u>	<u>183,483</u>	<u>81,354</u>	<u>1,190,614</u>
<u>Expenditures:</u>				
General Government:				
Legislative and Executive	0	0	0	0
Judicial	598,953	118,914	0	0
Public Safety	0	0	0	0
Public Works	0	0	0	0
Health	0	0	232,777	0
Human Services	0	0	0	1,236,808
Community and Economic Development	0	0	0	0
Debt Service:				
Principal Retirement	0	0	0	0
Interest and Fiscal Charges	0	0	0	0
Total Expenditures	<u>598,953</u>	<u>118,914</u>	<u>232,777</u>	<u>1,236,808</u>
Excess (Deficiency) of Revenues Over (Under) Expenditures	162,223	64,569	(151,423)	(46,194)
<u>Other Financing Sources (Uses):</u>				
Operating Transfers In	0	0	0	0
Operating Transfers Out	0	0	0	0
Total Other Financing Sources (Uses)	<u>0</u>	<u>0</u>	<u>0</u>	<u>0</u>
Excess (Deficiency) of Revenues and Other Financing Sources Over (Under) Expenditures and Other Financing Uses	162,223	64,569	(151,423)	(46,194)
Restated Fund Balance (Deficit) at Beginning of Year	455,613	178,943	2,193,039	296,670
Decrease in Inventory Reserve	0	0	0	0
Fund Balance at End of Year	<u><u>\$617,836</u></u>	<u><u>\$243,512</u></u>	<u><u>\$2,041,616</u></u>	<u><u>\$250,476</u></u>

WARREN COUNTY, OHIO
COMBINING STATEMENT OF REVENUES, EXPENDITURES AND CHANGES IN FUND BALANCES
FOR THE YEAR ENDED DECEMBER 31, 2002

SPECIAL REVENUE FUNDS

Job Training Partnership Act Fund	Pass Through Grants Fund	Child Support Enforcement Fund	Emergency Management Fund	Community Development Fund	Sheriff Grants Fund	Indigent Guardianship Fund
\$0	\$0	\$0	\$0	\$0	\$0	\$0
1,222	30,880	1,699,841	121,848	639,293	124,861	0
0	0	337,476	0	13,924	8,880	16,360
0	0	0	0	0	0	0
0	0	0	0	0	0	0
0	0	750	0	0	0	0
0	0	74,526	104	46,412	36,839	0
<u>1,222</u>	<u>30,880</u>	<u>2,112,593</u>	<u>121,952</u>	<u>699,629</u>	<u>170,580</u>	<u>16,360</u>
0	0	0	0	0	0	0
0	0	0	0	0	0	10,623
0	30,880	0	129,964	0	277,915	0
0	0	0	0	0	0	0
0	0	0	0	0	0	0
431	0	2,278,407	0	0	0	0
0	0	0	0	616,826	0	0
0	0	2,835	0	0	0	0
0	0	651	0	0	0	0
<u>431</u>	<u>30,880</u>	<u>2,281,893</u>	<u>129,964</u>	<u>616,826</u>	<u>277,915</u>	<u>10,623</u>
791	0	(169,300)	(8,012)	82,803	(107,335)	5,737
0	0	365,776	31,225	524	21,500	0
<u>0</u>	<u>0</u>	<u>0</u>	<u>0</u>	<u>0</u>	<u>0</u>	<u>0</u>
<u>0</u>	<u>0</u>	<u>365,776</u>	<u>31,225</u>	<u>524</u>	<u>21,500</u>	<u>0</u>
791	0	196,476	23,213	83,327	(85,835)	5,737
3,860	0	122,876	38,570	92,813	138,477	57,859
<u>0</u>	<u>0</u>	<u>0</u>	<u>0</u>	<u>0</u>	<u>0</u>	<u>0</u>
<u>\$4,651</u>	<u>\$0</u>	<u>\$319,352</u>	<u>\$61,783</u>	<u>\$176,140</u>	<u>\$52,642</u>	<u>\$63,596</u>

(Continued)

WARREN COUNTY, OHIO
COMBINING STATEMENT OF REVENUES, EXPENDITURES AND CHANGES IN FUND BALANCES
FOR THE YEAR ENDED DECEMBER 31, 2002

SPECIAL REVENUE FUNDS

	Indigent Driver Fund	Drug Law Enforcement Fund	Law Enforcement Fund	Court Computerization Fund
<u>Revenues:</u>				
Taxes	\$0	\$0	\$0	\$0
Intergovernmental Revenues	0	0	0	0
Charges for Services	0	0	0	221,068
Licenses and Permits	0	0	0	0
Investment Earnings	0	0	589	0
Fines and Forfeitures	18,519	16,299	0	0
All Other Revenues	0	0	0	0
Total Revenues	<u>18,519</u>	<u>16,299</u>	<u>589</u>	<u>221,068</u>
<u>Expenditures:</u>				
General Government:				
Legislative and Executive	0	0	0	0
Judicial	0	0	0	82,928
Public Safety	26,917	9,338	3,382	0
Public Works	0	0	0	0
Health	0	0	0	0
Human Services	0	0	0	0
Community and Economic Development	0	0	0	0
Debt Service:				
Principal Retirement	0	0	0	0
Interest and Fiscal Charges	0	0	0	0
Total Expenditures	<u>26,917</u>	<u>9,338</u>	<u>3,382</u>	<u>82,928</u>
Excess (Deficiency) of Revenues Over (Under) Expenditures	(8,398)	6,961	(2,793)	138,140
<u>Other Financing Sources (Uses):</u>				
Operating Transfers In	0	0	0	0
Operating Transfers Out	0	0	0	0
Total Other Financing Sources (Uses)	<u>0</u>	<u>0</u>	<u>0</u>	<u>0</u>
Excess (Deficiency) of Revenues and Other Financing Sources Over (Under) Expenditures and Other Financing Uses	(8,398)	6,961	(2,793)	138,140
Restated Fund Balance (Deficit) at Beginning of Year	46,211	55,089	131,713	619,042
Decrease in Inventory Reserve	0	0	0	0
Fund Balance at End of Year	<u><u>\$37,813</u></u>	<u><u>\$62,050</u></u>	<u><u>\$128,920</u></u>	<u><u>\$757,182</u></u>

WARREN COUNTY, OHIO
COMBINING STATEMENT OF REVENUES, EXPENDITURES AND CHANGES IN FUND BALANCES
FOR THE YEAR ENDED DECEMBER 31, 2002

SPECIAL REVENUE FUNDS

County Court Special Projects Fund	TASC Grant Fund	Hazardous Materials Emergency Fund	Enforcement and Education Fund	Rehabilitation Grants Fund	County Transit Fund	Totals
\$0	\$0	\$0	\$0	\$0	\$0	\$9,226,055
0	276,569	22,185	0	0	610,016	25,394,545
54,731	0	5,296	0	0	0	3,831,084
0	0	0	0	0	0	95
0	0	0	0	0	0	22,657
0	0	0	8,518	0	0	293,944
0	0	0	0	61,265	4,105	636,902
<u>54,731</u>	<u>276,569</u>	<u>27,481</u>	<u>8,518</u>	<u>61,265</u>	<u>614,121</u>	<u>39,405,282</u>
0	0	0	0	0	0	859,798
17,142	0	0	0	0	0	2,391,020
0	218,601	102,453	0	0	0	1,156,782
0	0	0	0	0	0	5,895,132
0	0	0	0	0	0	742,254
0	0	0	0	68,855	1,000,953	27,370,372
0	0	0	0	0	0	616,826
0	0	0	0	0	0	2,835
0	0	0	0	0	0	651
<u>17,142</u>	<u>218,601</u>	<u>102,453</u>	<u>0</u>	<u>68,855</u>	<u>1,000,953</u>	<u>39,035,670</u>
37,589	57,968	(74,972)	8,518	(7,590)	(386,832)	369,612
0	0	83,204	0	0	466,912	4,020,282
<u>0</u>	<u>0</u>	<u>0</u>	<u>0</u>	<u>0</u>	<u>0</u>	<u>(350,744)</u>
0	0	83,204	0	0	466,912	3,669,538
37,589	57,968	8,232	8,518	(7,590)	80,080	4,039,150
71,423	3,109	11,872	12,537	141,520	(586)	21,316,734
0	0	0	0	0	0	(353,389)
<u>\$109,012</u>	<u>\$61,077</u>	<u>\$20,104</u>	<u>\$21,055</u>	<u>\$133,930</u>	<u>\$79,494</u>	<u>\$25,002,495</u>

WARREN COUNTY, OHIO
SCHEDULE OF REVENUES, EXPENDITURES AND CHANGES IN FUND BALANCE
BUDGET AND ACTUAL (NON-GAAP BUDGETARY BASIS)
FOR THE YEAR ENDED DECEMBER 31, 2002

SPECIAL REVENUE FUNDS

MOTOR VEHICLE AND GASOLINE TAX FUND

	Revised Budget	Actual	Variance: Favorable (Unfavorable)
<u>Revenues:</u>			
Taxes	\$880,000	\$900,341	\$20,341
Intergovernmental Revenues	4,550,000	4,617,577	67,577
Charges for Services	12,000	72,623	60,623
Investment Earnings	100,000	27,397	(72,603)
Fines and Forfeitures	350,000	223,116	(126,884)
All Other Revenues	0	44,273	44,273
Total Revenues	5,892,000	5,885,327	(6,673)
<u>Expenditures:</u>			
<u>Public Works:</u>			
Personal Services	2,561,393	2,347,496	213,897
Contractual Services	1,539,122	902,088	637,034
Materials and Supplies	2,102,000	1,836,743	265,257
Other Expenditures	25,776	13,728	12,048
Capital Outlay	1,248,733	299,045	949,688
Total Expenditures	7,477,024	5,399,100	2,077,924
Excess (Deficiency) of Revenues Over (Under) Expenditures	(1,585,024)	486,227	2,071,251
<u>Other Financing Sources (Uses):</u>			
Operating Transfers Out	(402,744)	(50,744)	352,000
Total Other Financing Sources (Uses)	(402,744)	(50,744)	352,000
Excess (Deficiency) of Revenues and Other Financing Sources Over (Under) Expenditures and Other Financing Uses	(1,987,768)	435,483	2,423,251
Fund Balance at Beginning of Year	2,145,981	2,145,981	0
Prior Year Encumbrances	416,796	416,796	0
Fund Balance at End of Year	\$575,009	\$2,998,260	\$2,423,251

WARREN COUNTY, OHIO
SCHEDULE OF REVENUES, EXPENDITURES AND CHANGES IN FUND BALANCE
BUDGET AND ACTUAL (NON-GAAP BUDGETARY BASIS)
FOR THE YEAR ENDED DECEMBER 31, 2002

SPECIAL REVENUE FUNDS

HUMAN SERVICES FUND

	Revised Budget	Actual	Variance: Favorable (Unfavorable)
<u>Revenues:</u>			
Intergovernmental Revenues	\$6,740,224	\$5,182,370	(\$1,557,854)
All Other Revenues	0	2,368	2,368
Total Revenues	6,740,224	5,184,738	(1,555,486)
<u>Expenditures:</u>			
Human Services:			
Personal Services	2,074,356	1,942,820	131,536
Contractual Services	4,836,703	4,344,256	492,447
Materials and Supplies	102,229	81,679	20,550
Other Expenditures	522,722	426,293	96,429
Capital Outlay	23,889	12,117	11,772
Total Expenditures	7,559,899	6,807,165	752,734
Excess (Deficiency) of Revenues Over (Under) Expenditures	(819,675)	(1,622,427)	(802,752)
<u>Other Financing Sources (Uses):</u>			
Operating Transfers In	259,841	273,348	13,507
Total Other Financing Sources (Uses)	259,841	273,348	13,507
Excess (Deficiency) of Revenues and Other Financing Sources Over (Under) Expenditures and Other Financing Uses	(559,834)	(1,349,079)	(789,245)
Fund Deficit at Beginning of Year	(265,927)	(265,927)	0
Prior Year Encumbrances	1,117,363	1,117,363	0
Fund Balance (Deficit) at End of Year	\$291,602	(\$497,643)	(\$789,245)

WARREN COUNTY, OHIO
SCHEDULE OF REVENUES, EXPENDITURES AND CHANGES IN FUND BALANCE
BUDGET AND ACTUAL (NON-GAAP BUDGETARY BASIS)
FOR THE YEAR ENDED DECEMBER 31, 2002

SPECIAL REVENUE FUNDS

BOARD OF MENTAL RETARDATION FUND

	Revised Budget	Actual	Variance: Favorable (Unfavorable)
<u>Revenues:</u>			
Taxes	\$7,810,000	\$8,320,832	\$510,832
Intergovernmental Revenues	4,966,512	5,619,357	652,845
Charges for Services	0	11,073	11,073
All Other Revenues	209,700	494,786	285,086
Total Revenues	12,986,212	14,446,048	1,459,836
<u>Expenditures:</u>			
Human Services:			
Personal Services	11,154,493	9,628,900	1,525,593
Contractual Services	4,769,478	4,039,465	730,013
Materials and Supplies	380,125	278,416	101,709
Other Expenditures	220,771	119,860	100,911
Capital Outlay	319,387	239,558	79,829
Total Expenditures	16,844,254	14,306,199	2,538,055
Excess (Deficiency) of Revenues Over (Under) Expenditures	(3,858,042)	139,849	3,997,891
<u>Other Financing Sources (Uses):</u>			
Operating Transfers In	1,081,000	1,000,000	(81,000)
Operating Transfers Out	(1,300,000)	(1,300,000)	0
Advances In	0	21,321	21,321
Advances Out	0	(21,321)	(21,321)
Total Other Financing Sources (Uses)	(219,000)	(300,000)	(81,000)
Excess (Deficiency) of Revenues and Other Financing Sources Over (Under) Expenditures and Other Financing Uses	(4,077,042)	(160,151)	3,916,891
Fund Balance at Beginning of Year	6,546,082	6,546,082	0
Prior Year Encumbrances	617,797	617,797	0
Fund Balance at End of Year	\$3,086,837	\$7,003,728	\$3,916,891

WARREN COUNTY, OHIO
SCHEDULE OF REVENUES, EXPENDITURES AND CHANGES IN FUND BALANCE
BUDGET AND ACTUAL (NON-GAAP BUDGETARY BASIS)
FOR THE YEAR ENDED DECEMBER 31, 2002

SPECIAL REVENUE FUNDS

DOG AND KENNEL FUND

	Revised Budget	Actual	Variance: Favorable (Unfavorable)
<u>Revenues:</u>			
Charges for Services	\$217,000	\$249,564	\$32,564
Fines and Forfeitures	22,500	26,059	3,559
All Other Revenues	6,650	18,219	11,569
Total Revenues	246,150	293,842	47,692
<u>Expenditures:</u>			
<u>Health:</u>			
Personal Services	188,291	184,137	4,154
Contractual Services	213,500	209,042	4,458
Materials and Supplies	36,000	29,457	6,543
Other Expenditures	12,187	10,274	1,913
Capital Outlay	43,817	43,427	390
Total Expenditures	493,795	476,337	17,458
Excess (Deficiency) of Revenues Over (Under) Expenditures	(247,645)	(182,495)	65,150
<u>Other Financing Sources (Uses):</u>			
Operating Transfers In	200,000	200,000	0
Total Other Financing Sources (Uses)	200,000	200,000	0
Excess (Deficiency) of Revenues and Other Financing Sources Over (Under) Expenditures and Other Financing Uses	(47,645)	17,505	65,150
Fund Balance at Beginning of Year	102,048	102,048	0
Prior Year Encumbrances	457	457	0
Fund Balance at End of Year	\$54,860	\$120,010	\$65,150

WARREN COUNTY, OHIO
SCHEDULE OF REVENUES, EXPENDITURES AND CHANGES IN FUND BALANCE
BUDGET AND ACTUAL (NON-GAAP BUDGETARY BASIS)
FOR THE YEAR ENDED DECEMBER 31, 2002

SPECIAL REVENUE FUNDS

PERMISSIVE TAX FUND

	Revised Budget	Actual	Variance: Favorable (Unfavorable)
<u>Revenues:</u>			
Intergovernmental Revenues	\$450,000	\$448,522	(\$1,478)
Total Revenues	450,000	448,522	(1,478)
<u>Expenditures:</u>			
Public Works:			
Capital Outlay	487,248	468,119	19,129
Total Expenditures	487,248	468,119	19,129
Excess (Deficiency) of Revenues Over (Under) Expenditures	(37,248)	(19,597)	17,651
Fund Balance at Beginning of Year	377,480	377,480	0
Prior Year Encumbrances	37,248	37,248	0
Fund Balance at End of Year	<u>\$377,480</u>	<u>\$395,131</u>	<u>\$17,651</u>

WARREN COUNTY, OHIO
SCHEDULE OF REVENUES, EXPENDITURES AND CHANGES IN FUND BALANCE
BUDGET AND ACTUAL (NON-GAAP BUDGETARY BASIS)
FOR THE YEAR ENDED DECEMBER 31, 2002

SPECIAL REVENUE FUNDS

DOMESTIC SHELTER FUND

	Revised Budget	Actual	Variance: Favorable (Unfavorable)
<u>Revenues:</u>			
Charges for Services	\$36,000	\$39,849	\$3,849
Total Revenues	36,000	39,849	3,849
<u>Expenditures:</u>			
Health:			
Contractual Services	44,988	44,988	0
Total Expenditures	44,988	44,988	0
Excess (Deficiency) of Revenues Over (Under) Expenditures	(8,988)	(5,139)	3,849
Fund Balance at Beginning of Year	26,352	26,352	0
Fund Balance at End of Year	\$17,364	\$21,213	\$3,849

WARREN COUNTY, OHIO
SCHEDULE OF REVENUES, EXPENDITURES AND CHANGES IN FUND BALANCE
BUDGET AND ACTUAL (NON-GAAP BUDGETARY BASIS)
FOR THE YEAR ENDED DECEMBER 31, 2002

SPECIAL REVENUE FUNDS

REAL ESTATE ASSESSMENT FUND

	Revised Budget	Actual	Variance: Favorable (Unfavorable)
<u>Revenues:</u>			
Charges for Services	\$1,101,500	\$1,570,169	\$468,669
Licenses and Permits	0	95	95
Fines and Forfeitures	0	410	410
All Other Revenues	0	495	495
Total Revenues	1,101,500	1,571,169	469,669
<u>Expenditures:</u>			
Legislative and Executive:			
Personal Services	437,352	315,377	121,975
Contractual Services	1,239,983	524,259	715,724
Materials and Supplies	24,490	12,665	11,825
Other Expenditures	32,000	6,707	25,293
Capital Outlay	29,128	23,433	5,695
Total Expenditures	1,762,953	882,441	880,512
Excess (Deficiency) of Revenues Over (Under) Expenditures	(661,453)	688,728	1,350,181
Fund Balance at Beginning of Year	2,956,360	2,956,360	0
Prior Year Encumbrances	308,613	308,613	0
Fund Balance at End of Year	\$2,603,520	\$3,953,701	\$1,350,181

WARREN COUNTY, OHIO
SCHEDULE OF REVENUES, EXPENDITURES AND CHANGES IN FUND BALANCE
BUDGET AND ACTUAL (NON-GAAP BUDGETARY BASIS)
FOR THE YEAR ENDED DECEMBER 31, 2002

SPECIAL REVENUE FUNDS

CHILDREN'S SERVICES BOARD FUND

	Revised Budget	Actual	Variance: Favorable (Unfavorable)
<u>Revenues:</u>			
Intergovernmental Revenues	\$1,814,255	\$1,818,764	\$4,509
All Other Revenues	97,360	210,003	112,643
Total Revenues	1,911,615	2,028,767	117,152
<u>Expenditures:</u>			
Human Services:			
Personal Services	1,935,054	1,912,909	22,145
Contractual Services	1,476,942	1,472,558	4,384
Materials and Supplies	41,400	39,230	2,170
Other Expenditures	312,970	299,473	13,497
Capital Outlay	8,940	7,808	1,132
Total Expenditures	3,775,306	3,731,978	43,328
Excess (Deficiency) of Revenues Over (Under) Expenditures	(1,863,691)	(1,703,211)	160,480
<u>Other Financing Sources (Uses):</u>			
Operating Transfers In	1,800,000	1,850,000	50,000
Advances Out	0	(50,000)	(50,000)
Total Other Financing Sources (Uses)	1,800,000	1,800,000	0
Excess (Deficiency) of Revenues and Other Financing Sources Over (Under) Expenditures and Other Financing Uses	(63,691)	96,789	160,480
Fund Balance at Beginning of Year	115,999	115,999	0
Fund Balance at End of Year	\$52,308	\$212,788	\$160,480

WARREN COUNTY, OHIO
SCHEDULE OF REVENUES, EXPENDITURES AND CHANGES IN FUND BALANCE
BUDGET AND ACTUAL (NON-GAAP BUDGETARY BASIS)
FOR THE YEAR ENDED DECEMBER 31, 2002

SPECIAL REVENUE FUNDS

CRIME VICTIM GRANT FUND

	Revised Budget	Actual	Variance: Favorable (Unfavorable)
<u>Revenues:</u>			
Intergovernmental Revenues	\$64,130	\$69,474	\$5,344
Total Revenues	<u>64,130</u>	<u>69,474</u>	<u>5,344</u>
<u>Expenditures:</u>			
Public Safety:			
Personal Services	93,057	88,720	4,337
Total Expenditures	<u>93,057</u>	<u>88,720</u>	<u>4,337</u>
Excess (Deficiency) of Revenues Over (Under) Expenditures	(28,927)	(19,246)	9,681
<u>Other Financing Sources (Uses):</u>			
Operating Transfers In	28,927	28,927	0
Total Other Financing Sources (Uses)	<u>28,927</u>	<u>28,927</u>	<u>0</u>
Excess (Deficiency) of Revenues and Other Financing Sources Over (Under) Expenditures and Other Financing Uses	0	9,681	9,681
Fund Balance at Beginning of Year	15,180	15,180	0
Fund Balance at End of Year	<u>\$15,180</u>	<u>\$24,861</u>	<u>\$9,681</u>

WARREN COUNTY, OHIO
SCHEDULE OF REVENUES, EXPENDITURES AND CHANGES IN FUND BALANCE
BUDGET AND ACTUAL (NON-GAAP BUDGETARY BASIS)
FOR THE YEAR ENDED DECEMBER 31, 2002

SPECIAL REVENUE FUNDS

YOUTH SERVICES SUBSIDY FUND

	Revised Budget	Actual	Variance: Favorable (Unfavorable)
<u>Revenues:</u>			
Intergovernmental Revenues	\$1,727,055	\$1,868,773	\$141,718
Charges for Services	0	4,045	4,045
Fines and Forfeitures	0	588	588
All Other Revenues	70,000	78,141	8,141
Total Revenues	<u>1,797,055</u>	<u>1,951,547</u>	<u>154,492</u>
<u>Expenditures:</u>			
Judicial:			
Personal Services	1,455,942	1,199,436	256,506
Contractual Services	370,430	332,865	37,565
Materials and Supplies	52,950	18,049	34,901
Other Expenditures	7,900	2,857	5,043
Capital Outlay	38,605	16,108	22,497
Total Judicial	<u>1,925,827</u>	<u>1,569,315</u>	<u>356,512</u>
Public Safety:			
Personal Services	728,914	693,295	35,619
Contractual Services	247,899	170,705	77,194
Materials and Supplies	6,000	2,840	3,160
Other Expenditures	5,000	0	5,000
Total Public Safety	<u>987,813</u>	<u>866,840</u>	<u>120,973</u>
Total Expenditures	<u>2,913,640</u>	<u>2,436,155</u>	<u>477,485</u>
Excess (Deficiency) of Revenues Over (Under) Expenditures	(1,116,585)	(484,608)	631,977
<u>Other Financing Sources (Uses):</u>			
Operating Transfers In	698,866	698,866	0
Total Other Financing Sources (Uses)	<u>698,866</u>	<u>698,866</u>	<u>0</u>
Excess (Deficiency) of Revenues and Other Financing Sources Over (Under) Expenditures and Other Financing Uses	(417,719)	214,258	631,977
Fund Balance at Beginning of Year	1,262,116	1,262,116	0
Prior Year Encumbrances	230,090	230,090	0
Fund Balance at End of Year	<u><u>\$1,074,487</u></u>	<u><u>\$1,706,464</u></u>	<u><u>\$631,977</u></u>

WARREN COUNTY, OHIO
SCHEDULE OF REVENUES, EXPENDITURES AND CHANGES IN FUND BALANCE
BUDGET AND ACTUAL (NON-GAAP BUDGETARY BASIS)
FOR THE YEAR ENDED DECEMBER 31, 2002

SPECIAL REVENUE FUNDS

DELINQUENT REAL ESTATE TAX AND ASSESSMENT FUND

	Revised Budget	Actual	Variance: Favorable (Unfavorable)
<u>Revenues:</u>			
Charges for Services	\$275,000	\$278,230	\$3,230
All Other Revenues	0	540	540
Total Revenues	275,000	278,770	3,770
<u>Expenditures:</u>			
Legislative and Executive:			
Personal Services	135,313	131,065	4,248
Contractual Services	37,000	13,857	23,143
Materials and Supplies	5,000	173	4,827
Other Expenditures	6,000	20	5,980
Capital Outlay	26,852	1,846	25,006
Total Expenditures	210,165	146,961	63,204
Excess (Deficiency) of Revenues Over (Under) Expenditures	64,835	131,809	66,974
Fund Balance at Beginning of Year	371,611	371,611	0
Prior Year Encumbrances	1,852	1,852	0
Fund Balance at End of Year	\$438,298	\$505,272	\$66,974

WARREN COUNTY, OHIO
SCHEDULE OF REVENUES, EXPENDITURES AND CHANGES IN FUND BALANCE
BUDGET AND ACTUAL (NON-GAAP BUDGETARY BASIS)
FOR THE YEAR ENDED DECEMBER 31, 2002

SPECIAL REVENUE FUNDS

CERTIFICATE OF TITLE ADMINISTRATION FUND

	Revised Budget	Actual	Variance: Favorable (Unfavorable)
<u>Revenues:</u>			
Charges for Services	\$600,000	\$752,047	\$152,047
All Other Revenues	11,630	11,050	(580)
Total Revenues	611,630	763,097	151,467
<u>Expenditures:</u>			
Judicial:			
Personal Services	537,338	536,915	423
Contractual Services	53,581	49,799	3,782
Materials and Supplies	13,200	9,130	4,070
Other Expenditures	9,996	8,411	1,585
Capital Outlay	19,909	3,954	15,955
Total Expenditures	634,024	608,209	25,815
Excess (Deficiency) of Revenues Over (Under) Expenditures	(22,394)	154,888	177,282
Fund Balance at Beginning of Year	425,172	425,172	0
Prior Year Encumbrances	2,703	2,703	0
Fund Balance at End of Year	\$405,481	\$582,763	\$177,282

WARREN COUNTY, OHIO
SCHEDULE OF REVENUES, EXPENDITURES AND CHANGES IN FUND BALANCE
BUDGET AND ACTUAL (NON-GAAP BUDGETARY BASIS)
FOR THE YEAR ENDED DECEMBER 31, 2002

SPECIAL REVENUE FUNDS

COUNTY COURT PROBATION DEPARTMENT FUND

	Revised Budget	Actual	Variance: Favorable (Unfavorable)
<u>Revenues:</u>			
Charges for Services	\$142,000	\$176,882	\$34,882
All Other Revenues	0	22,317	22,317
Total Revenues	142,000	199,199	57,199
<u>Expenditures:</u>			
Judicial:			
Personal Services	142,920	131,749	11,171
Contractual Services	3,500	732	2,768
Materials and Supplies	7,500	4,275	3,225
Other Expenditures	4,000	864	3,136
Capital Outlay	6,000	949	5,051
Total Expenditures	163,920	138,569	25,351
Excess (Deficiency) of Revenues Over (Under) Expenditures	(21,920)	60,630	82,550
Fund Balance at Beginning of Year	173,858	173,858	0
Fund Balance at End of Year	\$151,938	\$234,488	\$82,550

WARREN COUNTY, OHIO
SCHEDULE OF REVENUES, EXPENDITURES AND CHANGES IN FUND BALANCE
BUDGET AND ACTUAL (NON-GAAP BUDGETARY BASIS)
FOR THE YEAR ENDED DECEMBER 31, 2002

SPECIAL REVENUE FUNDS

WARREN COUNTY SOLID WASTE DISTRICT FUND

	Revised Budget	Actual	Variance: Favorable (Unfavorable)
<u>Revenues:</u>			
Intergovernmental Revenues	\$84,900	\$80,882	(\$4,018)
All Other Revenues	0	2,591	2,591
Total Revenues	84,900	83,473	(1,427)
<u>Expenditures:</u>			
Health:			
Personal Services	122,866	120,204	2,662
Contractual Services	229,878	123,561	106,317
Materials and Supplies	20,600	11,869	8,731
Other Expenditures	49,400	1,612	47,788
Capital Outlay	3,575	0	3,575
Total Expenditures	426,319	257,246	169,073
Excess (Deficiency) of Revenues Over (Under) Expenditures	(341,419)	(173,773)	167,646
Fund Balance at Beginning of Year	2,113,773	2,113,773	0
Prior Year Encumbrances	89,897	89,897	0
Fund Balance at End of Year	\$1,862,251	\$2,029,897	\$167,646

WARREN COUNTY, OHIO
SCHEDULE OF REVENUES, EXPENDITURES AND CHANGES IN FUND BALANCE
BUDGET AND ACTUAL (NON-GAAP BUDGETARY BASIS)
FOR THE YEAR ENDED DECEMBER 31, 2002

SPECIAL REVENUE FUNDS

WORKFORCE INVESTMENT ACT FUND

	Revised Budget	Actual	Variance: Favorable (Unfavorable)
<u>Revenues:</u>			
Intergovernmental Revenues	\$1,789,662	\$1,073,273	(\$716,389)
Investment Earnings	0	1,531	1,531
All Other Revenues	0	434	434
Total Revenues	1,789,662	1,075,238	(714,424)
<u>Expenditures:</u>			
Human Services:			
Personal Services	301,513	294,419	7,094
Contractual Services	1,289,299	1,008,671	280,628
Materials and Supplies	11,500	6,509	4,991
Other Expenditures	9,000	1,344	7,656
Capital Outlay	75,932	55,983	19,949
Total Expenditures	1,687,244	1,366,926	320,318
Excess (Deficiency) of Revenues Over (Under) Expenditures	102,418	(291,688)	(394,106)
Fund Balance at Beginning of Year	42,586	42,586	0
Prior Year Encumbrances	249,243	249,243	0
Fund Balance at End of Year	\$394,247	\$141	(\$394,106)

WARREN COUNTY, OHIO
SCHEDULE OF REVENUES, EXPENDITURES AND CHANGES IN FUND BALANCE
BUDGET AND ACTUAL (NON-GAAP BUDGETARY BASIS)
FOR THE YEAR ENDED DECEMBER 31, 2002

SPECIAL REVENUE FUNDS

JOB TRAINING PARTNERSHIP ACT FUND

	Revised Budget	Actual	Variance: Favorable (Unfavorable)
<u>Revenues:</u>			
Intergovernmental Revenues	\$1,410	\$1,222	(\$188)
Total Revenues	1,410	1,222	(188)
<u>Expenditures:</u>			
Human Services:			
Other Expenditures	5,575	745	4,830
Total Expenditures	5,575	745	4,830
Excess (Deficiency) of Revenues Over (Under) Expenditures	(4,165)	477	4,642
Fund Balance at Beginning of Year	4,210	4,210	0
Fund Balance at End of Year	\$45	\$4,687	\$4,642

WARREN COUNTY, OHIO
SCHEDULE OF REVENUES, EXPENDITURES AND CHANGES IN FUND BALANCE
BUDGET AND ACTUAL (NON-GAAP BUDGETARY BASIS)
FOR THE YEAR ENDED DECEMBER 31, 2002

SPECIAL REVENUE FUNDS

PASS THROUGH GRANTS FUND

	Revised Budget	Actual	Variance: Favorable (Unfavorable)
<u>Revenues:</u>			
Intergovernmental Revenues	\$59,775	\$30,880	(\$28,895)
Total Revenues	<u>59,775</u>	<u>30,880</u>	<u>(28,895)</u>
<u>Expenditures:</u>			
Public Safety:			
Other Expenditures	59,775	59,755	20
Total Expenditures	<u>59,775</u>	<u>59,755</u>	<u>20</u>
Excess (Deficiency) of			
Revenues Over (Under) Expenditures	0	(28,875)	(28,875)
Fund Balance at Beginning of Year	0	0	0
Fund Deficit at End of Year	<u>\$0</u>	<u>(\$28,875)</u>	<u>(\$28,875)</u>

WARREN COUNTY, OHIO
SCHEDULE OF REVENUES, EXPENDITURES AND CHANGES IN FUND BALANCE
BUDGET AND ACTUAL (NON-GAAP BUDGETARY BASIS)
FOR THE YEAR ENDED DECEMBER 31, 2002

SPECIAL REVENUE FUNDS

CHILD SUPPORT ENFORCEMENT FUND

	Revised Budget	Actual	Variance: Favorable (Unfavorable)
<u>Revenues:</u>			
Intergovernmental Revenues	\$1,810,850	\$1,590,742	(\$220,108)
Charges for Services	200,000	337,476	137,476
Fines and Forfeitures	0	750	750
All Other Revenues	0	70,625	70,625
Total Revenues	2,010,850	1,999,593	(11,257)
<u>Expenditures:</u>			
Human Services:			
Personal Services	2,112,527	1,982,322	130,205
Contractual Services	259,845	174,947	84,898
Materials and Supplies	50,000	47,058	2,942
Other Expenditures	89,500	72,180	17,320
Capital Outlay	22,312	12,830	9,482
Total Expenditures	2,534,184	2,289,337	244,847
Excess (Deficiency) of Revenues Over (Under) Expenditures	(523,334)	(289,744)	233,590
<u>Other Financing Sources (Uses):</u>			
Operating Transfers In	375,900	365,776	(10,124)
Total Other Financing Sources (Uses)	375,900	365,776	(10,124)
Excess (Deficiency) of Revenues and Other Financing Sources Over (Under) Expenditures and Other Financing Uses	(147,434)	76,032	223,466
Fund Balance at Beginning of Year	184,586	184,586	0
Prior Year Encumbrances	17,028	17,028	0
Fund Balance at End of Year	\$54,180	\$277,646	\$223,466

WARREN COUNTY, OHIO
SCHEDULE OF REVENUES, EXPENDITURES AND CHANGES IN FUND BALANCE
BUDGET AND ACTUAL (NON-GAAP BUDGETARY BASIS)
FOR THE YEAR ENDED DECEMBER 31, 2002

SPECIAL REVENUE FUNDS

EMERGENCY MANAGEMENT FUND

	Revised Budget	Actual	Variance: Favorable (Unfavorable)
<u>Revenues:</u>			
Intergovernmental Revenues	\$110,351	\$110,952	\$601
All Other Revenues	0	104	104
Total Revenues	110,351	111,056	705
<u>Expenditures:</u>			
Public Safety:			
Personal Services	94,234	87,327	6,907
Contractual Services	13,765	13,579	186
Materials and Supplies	18,110	16,504	1,606
Other Expenditures	4,515	4,241	274
Capital Outlay	54,268	50,846	3,422
Total Expenditures	184,892	172,497	12,395
Excess (Deficiency) of Revenues Over (Under) Expenditures	(74,541)	(61,441)	13,100
<u>Other Financing Sources (Uses):</u>			
Operating Transfers In	74,332	31,225	(43,107)
Total Other Financing Sources (Uses)	74,332	31,225	(43,107)
Excess (Deficiency) of Revenues and Other Financing Sources Over (Under) Expenditures and Other Financing Uses	(209)	(30,216)	(30,007)
Fund Balance at Beginning of Year	31,434	31,434	0
Prior Year Encumbrances	11,598	11,598	0
Fund Balance at End of Year	\$42,823	\$12,816	(\$30,007)

WARREN COUNTY, OHIO
SCHEDULE OF REVENUES, EXPENDITURES AND CHANGES IN FUND BALANCE
BUDGET AND ACTUAL (NON-GAAP BUDGETARY BASIS)
FOR THE YEAR ENDED DECEMBER 31, 2002

SPECIAL REVENUE FUNDS

COMMUNITY DEVELOPMENT FUND

	Revised Budget	Actual	Variance: Favorable (Unfavorable)
	<u> </u>	<u> </u>	<u> </u>
<u>Revenues:</u>			
Intergovernmental Revenues	\$696,291	\$675,968	(\$20,323)
Charges for Services	13,924	13,924	0
All Other Revenues	0	46,412	46,412
Total Revenues	<u>710,215</u>	<u>736,304</u>	<u>26,089</u>
<u>Expenditures:</u>			
Community and Economic Development:			
Personal Services	71,052	67,701	3,351
Contractual Services	69,981	65,634	4,347
Materials and Supplies	14,456	14,247	209
Other Expenditures	4,650	4,400	250
Capital Outlay	568,816	566,849	1,967
Total Expenditures	<u>728,955</u>	<u>718,831</u>	<u>10,124</u>
Excess (Deficiency) of Revenues Over (Under) Expenditures	(18,740)	17,473	36,213
<u>Other Financing Sources (Uses):</u>			
Operating Transfers In	<u>0</u>	<u>524</u>	<u>524</u>
Total Other Financing Sources (Uses)	<u>0</u>	<u>524</u>	<u>524</u>
Excess (Deficiency) of Revenues and Other Financing Sources Over (Under) Expenditures and Other Financing Uses	(18,740)	17,997	36,737
Fund Deficit at Beginning of Year	(96,151)	(96,151)	0
Prior Year Encumbrances	<u>115,866</u>	<u>115,866</u>	<u>0</u>
Fund Balance at End of Year	<u><u>\$975</u></u>	<u><u>\$37,712</u></u>	<u><u>\$36,737</u></u>

WARREN COUNTY, OHIO
SCHEDULE OF REVENUES, EXPENDITURES AND CHANGES IN FUND BALANCE
BUDGET AND ACTUAL (NON-GAAP BUDGETARY BASIS)
FOR THE YEAR ENDED DECEMBER 31, 2002

SPECIAL REVENUE FUNDS

SHERIFF GRANTS FUND

	Revised Budget	Actual	Variance: Favorable (Unfavorable)
<u>Revenues:</u>			
Intergovernmental Revenues	\$216,932	\$126,371	(\$90,561)
Charges for Services	25,000	8,880	(16,120)
All Other Revenues	33,571	36,789	3,218
Total Revenues	275,503	172,040	(103,463)
<u>Expenditures:</u>			
Public Safety:			
Personal Services	123,488	52,192	71,296
Contractual Services	180,959	180,488	471
Materials and Supplies	730	117	613
Other Expenditures	3,000	2,530	470
Capital Outlay	45,509	45,243	266
Total Expenditures	353,686	280,570	73,116
Excess (Deficiency) of Revenues Over (Under) Expenditures	(78,183)	(108,530)	(30,347)
<u>Other Financing Sources (Uses):</u>			
Operating Transfers In	11,500	21,500	10,000
Advances In	0	33,823	33,823
Advances Out	0	(33,823)	(33,823)
Total Other Financing Sources (Uses)	11,500	21,500	10,000
Excess (Deficiency) of Revenues and Other Financing Sources Over (Under) Expenditures and Other Financing Uses	(66,683)	(87,030)	(20,347)
Fund Balance at Beginning of Year	141,669	141,669	0
Prior Year Encumbrances	10,805	10,805	0
Fund Balance at End of Year	\$85,791	\$65,444	(\$20,347)

WARREN COUNTY, OHIO
SCHEDULE OF REVENUES, EXPENDITURES AND CHANGES IN FUND BALANCE
BUDGET AND ACTUAL (NON-GAAP BUDGETARY BASIS)
FOR THE YEAR ENDED DECEMBER 31, 2002

SPECIAL REVENUE FUNDS

INDIGENT GUARDIANSHIP FUND

	Revised Budget	Actual	Variance: Favorable (Unfavorable)
<u>Revenues:</u>			
Charges for Services	\$13,300	\$15,140	\$1,840
Total Revenues	13,300	15,140	1,840
<u>Expenditures:</u>			
Judicial:			
Contractual Services	27,000	9,564	17,436
Total Expenditures	27,000	9,564	17,436
Excess (Deficiency) of Revenues Over (Under) Expenditures	(13,700)	5,576	19,276
Fund Balance at Beginning of Year	59,028	59,028	0
Fund Balance at End of Year	\$45,328	\$64,604	\$19,276

WARREN COUNTY, OHIO
SCHEDULE OF REVENUES, EXPENDITURES AND CHANGES IN FUND BALANCE
BUDGET AND ACTUAL (NON-GAAP BUDGETARY BASIS)
FOR THE YEAR ENDED DECEMBER 31, 2002

SPECIAL REVENUE FUNDS

INDIGENT DRIVER FUND

	Revised Budget	Actual	Variance: Favorable (Unfavorable)
<u>Revenues:</u>			
Fines and Forfeitures	\$18,870	\$18,352	(\$518)
Total Revenues	<u>18,870</u>	<u>18,352</u>	<u>(518)</u>
<u>Expenditures:</u>			
Public Safety:			
Contractual Services	65,000	61,829	3,171
Total Expenditures	<u>65,000</u>	<u>61,829</u>	<u>3,171</u>
Excess (Deficiency) of Revenues Over (Under) Expenditures	(46,130)	(43,477)	2,653
Fund Balance at Beginning of Year	<u>80,473</u>	<u>80,473</u>	<u>0</u>
Fund Balance at End of Year	<u><u>\$34,343</u></u>	<u><u>\$36,996</u></u>	<u><u>\$2,653</u></u>

WARREN COUNTY, OHIO
SCHEDULE OF REVENUES, EXPENDITURES AND CHANGES IN FUND BALANCE
BUDGET AND ACTUAL (NON-GAAP BUDGETARY BASIS)
FOR THE YEAR ENDED DECEMBER 31, 2002

SPECIAL REVENUE FUNDS

DRUG LAW ENFORCEMENT FUND

	Revised Budget	Actual	Variance: Favorable (Unfavorable)
<u>Revenues:</u>			
Fines and Forfeitures	\$10,000	\$16,459	\$6,459
Total Revenues	10,000	16,459	6,459
<u>Expenditures:</u>			
Public Safety:			
Other Expenditures	20,000	4,468	15,532
Total Expenditures	20,000	4,468	15,532
Excess (Deficiency) of Revenues Over (Under) Expenditures	(10,000)	11,991	21,991
Fund Balance at Beginning of Year	54,639	54,639	0
Fund Balance at End of Year	\$44,639	\$66,630	\$21,991

WARREN COUNTY, OHIO
SCHEDULE OF REVENUES, EXPENDITURES AND CHANGES IN FUND BALANCE
BUDGET AND ACTUAL (NON-GAAP BUDGETARY BASIS)
FOR THE YEAR ENDED DECEMBER 31, 2002

SPECIAL REVENUE FUNDS

LAW ENFORCEMENT FUND

	Revised Budget	Actual	Variance: Favorable (Unfavorable)
<u>Revenues:</u>			
Investment Earnings	\$0	\$865	\$865
Total Revenues	0	865	865
<u>Expenditures:</u>			
Public Safety:			
Other Expenditures	40,000	3,382	36,618
Capital Outlay	15,000	0	15,000
Total Expenditures	55,000	3,382	51,618
Excess (Deficiency) of Revenues Over (Under) Expenditures	(55,000)	(2,517)	52,483
Fund Balance at Beginning of Year	131,370	131,370	0
Fund Balance at End of Year	\$76,370	\$128,853	\$52,483

WARREN COUNTY, OHIO
SCHEDULE OF REVENUES, EXPENDITURES AND CHANGES IN FUND BALANCE
BUDGET AND ACTUAL (NON-GAAP BUDGETARY BASIS)
FOR THE YEAR ENDED DECEMBER 31, 2002

SPECIAL REVENUE FUNDS

COURT COMPUTERIZATION FUND

	Revised Budget	Actual	Variance: Favorable (Unfavorable)
<u>Revenues:</u>			
Charges for Services	\$218,636	\$225,789	\$7,153
Total Revenues	218,636	225,789	7,153
<u>Expenditures:</u>			
Judicial:			
Contractual Services	95,631	32,435	63,196
Capital Outlay	206,709	76,019	130,690
Total Expenditures	302,340	108,454	193,886
Excess (Deficiency) of Revenues Over (Under) Expenditures	(83,704)	117,335	201,039
Fund Balance at Beginning of Year	571,035	571,035	0
Prior Year Encumbrances	42,224	42,224	0
Fund Balance at End of Year	\$529,555	\$730,594	\$201,039

WARREN COUNTY, OHIO
SCHEDULE OF REVENUES, EXPENDITURES AND CHANGES IN FUND BALANCE
BUDGET AND ACTUAL (NON-GAAP BUDGETARY BASIS)
FOR THE YEAR ENDED DECEMBER 31, 2002

SPECIAL REVENUE FUNDS

COUNTY COURT SPECIAL PROJECTS FUND

	Revised Budget	Actual	Variance: Favorable (Unfavorable)
<u>Revenues:</u>			
Charges for Services	\$45,900	\$53,522	\$7,622
Total Revenues	45,900	53,522	7,622
<u>Expenditures:</u>			
Judicial:			
Personal Services	17,315	17,126	189
Total Expenditures	17,315	17,126	189
Excess (Deficiency) of Revenues Over (Under) Expenditures	28,585	36,396	7,811
Fund Balance at Beginning of Year	68,890	68,890	0
Fund Balance at End of Year	\$97,475	\$105,286	\$7,811

WARREN COUNTY, OHIO
SCHEDULE OF REVENUES, EXPENDITURES AND CHANGES IN FUND BALANCE
BUDGET AND ACTUAL (NON-GAAP BUDGETARY BASIS)
FOR THE YEAR ENDED DECEMBER 31, 2002

SPECIAL REVENUE FUNDS

TASC GRANT FUND

	Revised Budget	Actual	Variance: Favorable (Unfavorable)
<u>Revenues:</u>			
Intergovernmental Revenues	\$221,255	\$221,255	\$0
Total Revenues	221,255	221,255	0
<u>Expenditures:</u>			
Public Safety:			
Personal Services	170,078	166,833	3,245
Contractual Services	39,514	34,611	4,903
Materials and Supplies	15,451	12,596	2,855
Other Expenditures	9,111	5,493	3,618
Capital Outlay	200	150	50
Total Expenditures	234,354	219,683	14,671
Excess (Deficiency) of Revenues Over (Under) Expenditures	(13,099)	1,572	14,671
<u>Other Financing Sources (Uses):</u>			
Advances In	0	15,000	15,000
Advances Out	0	(15,000)	(15,000)
Total Other Financing Sources (Uses)	0	0	0
Excess (Deficiency) of Revenues and Other Financing Sources Over (Under) Expenditures and Other Financing Uses	(13,099)	1,572	14,671
Fund Balance at Beginning of Year	7,552	7,552	0
Prior Year Encumbrances	5,547	5,547	0
Fund Balance at End of Year	\$0	\$14,671	\$14,671

WARREN COUNTY, OHIO
SCHEDULE OF REVENUES, EXPENDITURES AND CHANGES IN FUND BALANCE
BUDGET AND ACTUAL (NON-GAAP BUDGETARY BASIS)
FOR THE YEAR ENDED DECEMBER 31, 2002

SPECIAL REVENUE FUNDS

HAZARDOUS MATERIALS EMERGENCY FUND

	Revised Budget	Actual	Variance: Favorable (Unfavorable)
<u>Revenues:</u>			
Intergovernmental Revenues	\$8,000	\$22,185	\$14,185
Charges for Services	4,000	5,296	1,296
Total Revenues	12,000	27,481	15,481
<u>Expenditures:</u>			
Public Safety:			
Personal Services	71,010	70,303	707
Contractual Services	11,228	10,509	719
Materials and Supplies	9,574	7,127	2,447
Other Expenditures	2,100	978	1,122
Capital Outlay	19,501	16,498	3,003
Total Expenditures	113,413	105,415	7,998
Excess (Deficiency) of Revenues Over (Under) Expenditures	(101,413)	(77,934)	23,479
<u>Other Financing Sources (Uses):</u>			
Operating Transfers In	113,673	83,204	(30,469)
Total Other Financing Sources (Uses)	113,673	83,204	(30,469)
Excess (Deficiency) of Revenues and Other Financing Sources Over (Under) Expenditures and Other Financing Uses	12,260	5,270	(6,990)
Fund Balance at Beginning of Year	12,944	12,944	0
Prior Year Encumbrances	4,709	4,709	0
Fund Balance at End of Year	\$29,913	\$22,923	(\$6,990)

WARREN COUNTY, OHIO
SCHEDULE OF REVENUES, EXPENDITURES AND CHANGES IN FUND BALANCE
BUDGET AND ACTUAL (NON-GAAP BUDGETARY BASIS)
FOR THE YEAR ENDED DECEMBER 31, 2002

SPECIAL REVENUE FUNDS

ENFORCEMENT AND EDUCATION FUND

	Revised Budget	Actual	Variance: Favorable (Unfavorable)
<u>Revenues:</u>			
Fines and Forfeitures	\$2,000	\$8,402	\$6,402
Total Revenues	2,000	8,402	6,402
<u>Expenditures:</u>			
Total Expenditures	0	0	0
Excess (Deficiency) of Revenues Over (Under) Expenditures	2,000	8,402	6,402
Fund Balance at Beginning of Year	12,360	12,360	0
Fund Balance at End of Year	\$14,360	\$20,762	\$6,402

WARREN COUNTY, OHIO
SCHEDULE OF REVENUES, EXPENDITURES AND CHANGES IN FUND BALANCE
BUDGET AND ACTUAL (NON-GAAP BUDGETARY BASIS)
FOR THE YEAR ENDED DECEMBER 31, 2002

SPECIAL REVENUE FUNDS

REHABILITATION GRANTS FUND

	Revised Budget	Actual	Variance: Favorable (Unfavorable)
<u>Revenues:</u>			
All Other Revenues	\$17,300	\$61,865	\$44,565
Total Revenues	<u>17,300</u>	<u>61,865</u>	<u>44,565</u>
<u>Expenditures:</u>			
Human Services:			
Other Expenditures	100,000	93,855	6,145
Total Human Services	<u>100,000</u>	<u>93,855</u>	<u>6,145</u>
Community and Economic Development:			
Other Expenditures	17,300	0	17,300
Total Community and Economic Development	<u>17,300</u>	<u>0</u>	<u>17,300</u>
Total Expenditures	<u>117,300</u>	<u>93,855</u>	<u>23,445</u>
Excess (Deficiency) of			
Revenues Over (Under) Expenditures	(100,000)	(31,990)	68,010
Fund Balance at Beginning of Year	<u>140,920</u>	<u>140,920</u>	<u>0</u>
Fund Balance at End of Year	<u><u>\$40,920</u></u>	<u><u>\$108,930</u></u>	<u><u>\$68,010</u></u>

WARREN COUNTY, OHIO
SCHEDULE OF REVENUES, EXPENDITURES AND CHANGES IN FUND BALANCE
BUDGET AND ACTUAL (NON-GAAP BUDGETARY BASIS)
FOR THE YEAR ENDED DECEMBER 31, 2002

SPECIAL REVENUE FUNDS

COUNTY TRANSIT FUND

	Revised Budget	Actual	Variance: Favorable (Unfavorable)
<u>Revenues:</u>			
Intergovernmental Revenues	\$1,148,039	\$537,948	(\$610,091)
All Other Revenues	0	5,742	5,742
Total Revenues	1,148,039	543,690	(604,349)
<u>Expenditures:</u>			
Human Services:			
Contractual Services	816,794	816,794	0
Materials and Supplies	88,271	88,271	0
Other Expenditures	4,234	4,230	4
Capital Outlay	200,120	157,912	42,208
Total Expenditures	1,109,419	1,067,207	42,212
Excess (Deficiency) of Revenues Over (Under) Expenditures	38,620	(523,517)	(562,137)
<u>Other Financing Sources (Uses):</u>			
Operating Transfers In	0	466,912	466,912
Total Other Financing Sources (Uses)	0	466,912	466,912
Excess (Deficiency) of Revenues and Other Financing Sources Over (Under) Expenditures and Other Financing Uses	38,620	(56,605)	(95,225)
Fund Deficit at Beginning of Year	(13,888)	(13,888)	0
Prior Year Encumbrances	39,609	39,609	0
Fund Balance (Deficit) at End of Year	\$64,341	(\$30,884)	(\$95,225)



Debt Service Funds are used to account for retirement of the County's general obligation and special assessment bonds

East Street Building Fund

To account for the bond anticipation note on a budgetary basis, which provided the source of financing for the addition and improvements to the County building in a prior period.

Court Building Construction Fund

To account for the bond anticipation note which provided the source of financing for the construction of a new County Courts Building in a prior period.

Special Assessment Fund

To account for revenues received from special assessment collections from annual tax billings, which provide the source of financing for long-term debt incurred for water and sewer line construction.

Tax Increment Financing Fund

To account for revenue received from payments in lieu of taxes from Proctor & Gamble collected during annual tax billings, which provide the source of financing for long-term debt incurred for water and sewer line construction.

State Ohio Public Works Commission (OPWC) Loan Fund

To account for Ohio Public Works Commission loan which provided the source of financing for the reconstruction of Columbia Road in a prior period. (The Balance Sheet is not presented because there are no assets or liabilities at year end.)

**WARREN COUNTY, OHIO
COMBINING BALANCE SHEET
DECEMBER 31, 2002**

DEBT SERVICES FUNDS

	East Street Building Fund	Court Building Construction Fund	Special Assessment Fund
<u>Assets:</u>			
Cash and Cash Equivalents	\$187	\$858	\$1,772,482
Receivables (net of allowances for doubtful accounts):			
Special Assessments	0	0	20,175,616
Restricted Assets:			
Cash with Fiscal Agent	0	0	1,118
Total Assets	\$187	\$858	\$21,949,216
<u>Liabilities and Fund Equity:</u>			
<u>Liabilities:</u>			
Accounts Payable	\$0	\$0	\$255
Matured Bonds and Interest Payable	0	0	1,118
Deferred Revenue	0	0	20,175,616
Total Liabilities	0	0	20,176,989
<u>Fund Equity:</u>			
<u>Fund Balance:</u>			
Reserved for Debt Service	187	858	1,772,227
Total Fund Equity	187	858	1,772,227
Total Liabilities and Fund Equity	\$187	\$858	\$21,949,216

Tax Increment Financing Fund	Totals
\$428,435	\$2,201,962
0	20,175,616
0	1,118
<u>\$428,435</u>	<u>\$22,378,696</u>
\$0	\$255
0	1,118
<u>0</u>	<u>20,175,616</u>
<u>0</u>	<u>20,176,989</u>
<u>428,435</u>	<u>2,201,707</u>
<u>428,435</u>	<u>2,201,707</u>
<u>\$428,435</u>	<u>\$22,378,696</u>

WARREN COUNTY, OHIO
COMBINING STATEMENT OF REVENUES, EXPENDITURES AND CHANGES IN FUND BALANCES
FOR THE YEAR ENDED DECEMBER 31, 2002

DEBT SERVICES FUNDS

	East Street Building Fund	Court Building Construction Fund	Special Assessment Fund
<u>Revenues:</u>			
Taxes	\$0	\$0	\$0
Intergovernmental Revenues	0	0	0
Charges for Services	0	0	26,968
Investment Earnings	0	0	5,456
Special Assessments	0	0	1,563,561
Total Revenues	0	0	1,595,985
<u>Expenditures:</u>			
Debt Service:			
Principal Retirement	35,000	60,000	796,000
Interest and Fiscal Charges	21,563	53,340	801,358
Total Expenditures	56,563	113,340	1,597,358
Excess (Deficiency) of Revenues Over (Under) Expenditures	(56,563)	(113,340)	(1,373)
<u>Other Financing Sources (Uses):</u>			
Operating Transfers In	56,750	114,198	1,412
Total Other Financing Sources (Uses)	56,750	114,198	1,412
Excess (Deficiency) of Revenues and Other Financing Sources Over (Under) Expenditures and Other Financing Uses	187	858	39
Fund Balance at Beginning of Year	0	0	1,772,188
Fund Balance at End of Year	\$187	\$858	\$1,772,227

Tax Increment Financing Fund	State OPWC Loan Fund	Totals
\$73,982	\$0	\$73,982
665,834	0	665,834
0	0	26,968
0	0	5,456
<u>0</u>	<u>0</u>	<u>1,563,561</u>
<u>739,816</u>	<u>0</u>	<u>2,335,801</u>
225,000	50,744	1,166,744
<u>318,648</u>	<u>0</u>	<u>1,194,909</u>
<u>543,648</u>	<u>50,744</u>	<u>2,361,653</u>
196,168	(50,744)	(25,852)
<u>0</u>	<u>50,744</u>	<u>223,104</u>
<u>0</u>	<u>50,744</u>	<u>223,104</u>
196,168	0	197,252
<u>232,267</u>	<u>0</u>	<u>2,004,455</u>
<u><u>\$428,435</u></u>	<u><u>\$0</u></u>	<u><u>\$2,201,707</u></u>

WARREN COUNTY, OHIO
SCHEDULE OF REVENUES, EXPENDITURES AND CHANGES IN FUND BALANCE
BUDGET AND ACTUAL (NON-GAAP BUDGETARY BASIS)
FOR THE YEAR ENDED DECEMBER 31, 2002

DEBT SERVICE FUNDS

EAST STREET BUILDING FUND

	<u>Budget Revised</u>	<u>Actual</u>	Variance: Favorable (Unfavorable)
<u>Revenues:</u>			
Total Revenues	\$0	\$0	\$0
<u>Expenditures:</u>			
Debt Service:			
Principal Retirement	35,000	35,000	0
Interest and Fiscal Charges	<u>21,752</u>	<u>21,563</u>	<u>189</u>
Total Expenditures	<u>56,752</u>	<u>56,563</u>	<u>189</u>
Excess (Deficiency) of Revenues Over (Under) Expenditures	(56,752)	(56,563)	189
<u>Other Financing Sources (Uses):</u>			
Operating Transfers In	<u>56,752</u>	<u>56,750</u>	<u>(2)</u>
Total Other Financing Sources (Uses)	<u>56,752</u>	<u>56,750</u>	<u>(2)</u>
Excess (Deficiency) of Revenues and Other Financing Sources Over (Under) Expenditures and Other Financing Uses	0	187	187
Fund Balance at Beginning of Year	<u>0</u>	<u>0</u>	<u>0</u>
Fund Balance at End of Year	<u><u>\$0</u></u>	<u><u>\$187</u></u>	<u><u>\$187</u></u>

WARREN COUNTY, OHIO
SCHEDULE OF REVENUES, EXPENDITURES AND CHANGES IN FUND BALANCE
BUDGET AND ACTUAL (NON-GAAP BUDGETARY BASIS)
FOR THE YEAR ENDED DECEMBER 31, 2002

DEBT SERVICE FUNDS

COURT BUILDING CONSTRUCTION FUND

	<u>Budget Revised</u>	<u>Actual</u>	Variance: Favorable (Unfavorable)
<u>Revenues:</u>			
Total Revenues	\$0	\$0	\$0
<u>Expenditures:</u>			
Debt Service:			
Principal Retirement	60,000	60,000	0
Interest and Fiscal Charges	54,200	53,340	860
Total Expenditures	114,200	113,340	860
Excess (Deficiency) of Revenues Over (Under) Expenditures	(114,200)	(113,340)	860
<u>Other Financing Sources (Uses):</u>			
Operating Transfers In	114,200	114,198	(2)
Total Other Financing Sources (Uses)	114,200	114,198	(2)
Excess (Deficiency) of Revenues and Other Financing Sources Over (Under) Expenditures and Other Financing Uses	0	858	858
Fund Balance at Beginning of Year	0	0	0
Fund Balance at End of Year	<u>\$0</u>	<u>\$858</u>	<u>\$858</u>

WARREN COUNTY, OHIO
SCHEDULE OF REVENUES, EXPENDITURES AND CHANGES IN FUND BALANCE
BUDGET AND ACTUAL (NON-GAAP BUDGETARY BASIS)
FOR THE YEAR ENDED DECEMBER 31, 2002

DEBT SERVICE FUNDS

SPECIAL ASSESSMENT FUND

	<u>Revised Budget</u>	<u>Actual</u>	Variance: Favorable (Unfavorable)
<u>Revenues:</u>			
Charges for Services	\$0	\$26,968	\$26,968
Investment Earnings	0	5,456	5,456
Special Assessments	<u>1,500,000</u>	<u>1,683,430</u>	<u>183,430</u>
Total Revenues	<u>1,500,000</u>	<u>1,715,854</u>	<u>215,854</u>
<u>Expenditures:</u>			
Debt Service:			
Principal Retirement	796,000	796,000	0
Interest and Fiscal Charges	<u>812,747</u>	<u>801,358</u>	<u>11,389</u>
Total Expenditures	<u>1,608,747</u>	<u>1,597,358</u>	<u>11,389</u>
Excess (Deficiency) of Revenues Over (Under) Expenditures	(108,747)	118,496	227,243
<u>Other Financing Sources (Uses):</u>			
Operating Transfers In	<u>0</u>	<u>1,412</u>	<u>1,412</u>
Total Other Financing Sources (Uses)	<u>0</u>	<u>1,412</u>	<u>1,412</u>
Excess (Deficiency) of Revenues and Other Financing Sources Over (Under) Expenditures and Other Financing Uses	(108,747)	119,908	228,655
Fund Balance at Beginning of Year	<u>1,652,574</u>	<u>1,652,574</u>	<u>0</u>
Fund Balance at End of Year	<u><u>\$1,543,827</u></u>	<u><u>\$1,772,482</u></u>	<u><u>\$228,655</u></u>

WARREN COUNTY, OHIO
SCHEDULE OF REVENUES, EXPENDITURES AND CHANGES IN FUND BALANCE
BUDGET AND ACTUAL (NON-GAAP BUDGETARY BASIS)
FOR THE YEAR ENDED DECEMBER 31, 2002

DEBT SERVICE FUNDS

TAX INCREMENT FINANCING FUND

	<u>Budget Revised</u>	<u>Actual</u>	<u>Variance: Favorable (Unfavorable)</u>
<u>Revenues:</u>			
Taxes	\$0	\$73,982	\$73,982
Intergovernmental Revenues	<u>545,000</u>	<u>665,834</u>	<u>120,834</u>
Total Revenues	<u>545,000</u>	<u>739,816</u>	<u>194,816</u>
<u>Expenditures:</u>			
Debt Service:			
Principal Retirement	225,000	225,000	0
Interest and Fiscal Charges	<u>318,651</u>	<u>318,648</u>	<u>3</u>
Total Expenditures	<u>543,651</u>	<u>543,648</u>	<u>3</u>
Excess (Deficiency) of Revenues Over (Under) Expenditures	1,349	196,168	194,819
Fund Balance at Beginning of Year	<u>232,267</u>	<u>232,267</u>	<u>0</u>
Fund Balance at End of Year	<u><u>\$233,616</u></u>	<u><u>\$428,435</u></u>	<u><u>\$194,819</u></u>

WARREN COUNTY, OHIO
SCHEDULE OF REVENUES, EXPENDITURES AND CHANGES IN FUND BALANCE
BUDGET AND ACTUAL (NON-GAAP BUDGETARY BASIS)
FOR THE YEAR ENDED DECEMBER 31, 2002

DEBT SERVICE FUNDS

STATE OPWC LOAN FUND

	<u>Budget Revised</u>	<u>Actual</u>	<u>Variance: Favorable (Unfavorable)</u>
<u>Revenues:</u>			
Total Revenues	\$0	\$0	\$0
<u>Expenditures:</u>			
Debt Service:			
Principal Retirement	50,744	50,744	0
Total Expenditures	50,744	50,744	0
Excess (Deficiency) of Revenues Over (Under) Expenditures	(50,744)	(50,744)	0
<u>Other Financing Sources (Uses):</u>			
Operating Transfers In	50,744	50,744	0
Total Other Financing Sources (Uses)	50,744	50,744	0
Excess (Deficiency) of Revenues and Other Financing Sources Over (Under) Expenditures and Other Financing Uses	0	0	0
Fund Balance at Beginning of Year	0	0	0
Fund Balance at End of Year	<u>\$0</u>	<u>\$0</u>	<u>\$0</u>

The Capital Projects Funds are used to account for the financial resources used for the acquisition or construction of major capital facilities other than those financed by proprietary or trust funds.

County Road Projects Fund

To account for Ohio Public Works Commission Grants and the related County share of financing to repair and construct various County roads.

Water Extension Projects Fund

To account for the bond anticipation note which provided the source of financing for the Maple Park, Sherman Terrace, and Red Lion Five Points Road Water Extensions.

Sewer Extension Projects Fund

To account for the bond anticipation note which provided the source of financing for construction of sewer line extensions in various areas of the County to be financed by special assessments from property owners.

County Construction Projects Fund

To account for the bond anticipation note which provided the source of financing for the Justice Drive Street Extension and various improvements to County buildings.

Airport Construction Fund

To account for the grant anticipation financing of the extension and resurfacing of a runway at the County airport.

**WARREN COUNTY, OHIO
COMBINING BALANCE SHEET
DECEMBER 31, 2002**

CAPITAL PROJECTS FUNDS

	<u>County Road Projects Fund</u>	<u>Water Extension Projects Fund</u>	<u>Sewer Extension Projects Fund</u>
<u>Assets:</u>			
Cash and Cash Equivalents	\$3,588,220	\$11,632	\$128,879
Receivables (net of allowances for doubtful accounts):			
Interest	0	0	85
Intergovernmental Receivable	<u>0</u>	<u>307,837</u>	<u>5,535,503</u>
Total Assets	<u><u>\$3,588,220</u></u>	<u><u>\$319,469</u></u>	<u><u>\$5,664,467</u></u>
<u>Liabilities and Fund Equity:</u>			
Liabilities:			
Accounts Payable	\$73,620	\$11,588	\$61,684
Deferred Revenue	0	0	14
Interfund Loans Payable	<u>0</u>	<u>471,664</u>	<u>8,604,000</u>
Total Liabilities	<u>73,620</u>	<u>483,252</u>	<u>8,665,698</u>
Fund Equity:			
Fund Balance:			
Reserved for Encumbrances	702,917	1,793	370,758
Reserved for Interfund Loans Receivable	0	307,837	5,535,503
Unreserved	<u>2,811,683</u>	<u>(473,413)</u>	<u>(8,907,492)</u>
Total Fund Equity	<u>3,514,600</u>	<u>(163,783)</u>	<u>(3,001,231)</u>
Total Liabilities and Fund Equity	<u><u>\$3,588,220</u></u>	<u><u>\$319,469</u></u>	<u><u>\$5,664,467</u></u>

County Construction Projects Fund	Airport Construction Fund	Totals
\$2,944,404	\$57,941	\$6,731,076
0	0	85
<u>0</u>	<u>0</u>	<u>5,843,340</u>
<u>\$2,944,404</u>	<u>\$57,941</u>	<u>\$12,574,501</u>
\$110,835	\$0	\$257,727
0	0	14
<u>0</u>	<u>77,061</u>	<u>9,152,725</u>
<u>110,835</u>	<u>77,061</u>	<u>9,410,466</u>
334,687	10,394	1,420,549
0	0	5,843,340
<u>2,498,882</u>	<u>(29,514)</u>	<u>(4,099,854)</u>
<u>2,833,569</u>	<u>(19,120)</u>	<u>3,164,035</u>
<u>\$2,944,404</u>	<u>\$57,941</u>	<u>\$12,574,501</u>

WARREN COUNTY, OHIO
COMBINING STATEMENT OF REVENUES, EXPENDITURES AND CHANGES IN FUND BALANCES
FOR THE YEAR ENDED DECEMBER 31, 2002

CAPITAL PROJECTS FUNDS

	County Road Projects Fund	Water Extension Projects Fund	Sewer Extension Projects Fund
<u>Revenues:</u>			
Intergovernmental Revenues	\$0	\$0	\$581,986
Investment Earnings	0	0	8,037
Special Assessments	7,325	0	0
Total Revenues	7,325	0	590,023
<u>Expenditures:</u>			
Capital Outlay	1,211,447	158,743	1,678,643
Debt Service:			
Interest and Fiscal Charges	36,530	0	0
Total Expenditures	1,247,977	158,743	1,678,643
Excess (Deficiency) of Revenues Over (Under) Expenditures	(1,240,652)	(158,743)	(1,088,620)
<u>Other Financing Sources (Uses):</u>			
Proceeds from Special Assessment Bonds	1,525,000	0	0
Operating Transfers In	0	0	0
Operating Transfers Out	(1,412)	0	0
Total Other Financing Sources (Uses)	1,523,588	0	0
Excess (Deficiency) of Revenues and Other Financing Sources Over (Under) Expenditures and Other Financing Uses	282,936	(158,743)	(1,088,620)
Fund Balance (Deficit) at Beginning of Year	3,231,664	(5,040)	(1,912,611)
Fund Balance (Deficit) at End of Year	\$3,514,600	(\$163,783)	(\$3,001,231)

County Construction Projects Fund	Airport Construction Fund	Totals
\$0	\$23,223	\$605,209
0	0	8,037
0	0	7,325
<u>0</u>	<u>23,223</u>	<u>620,571</u>
1,353,455	57,872	4,460,160
<u>0</u>	<u>0</u>	<u>36,530</u>
<u>1,353,455</u>	<u>57,872</u>	<u>4,496,690</u>
(1,353,455)	(34,649)	(3,876,119)
0	0	1,525,000
1,874,005	0	1,874,005
<u>0</u>	<u>0</u>	<u>(1,412)</u>
<u>1,874,005</u>	<u>0</u>	<u>3,397,593</u>
520,550	(34,649)	(478,526)
<u>2,313,019</u>	<u>15,529</u>	<u>3,642,561</u>
<u><u>\$2,833,569</u></u>	<u><u>(\$19,120)</u></u>	<u><u>\$3,164,035</u></u>

WARREN COUNTY, OHIO
SCHEDULE OF REVENUES, EXPENDITURES AND CHANGES IN FUND BALANCE
BUDGET AND ACTUAL (NON-GAAP BUDGETARY BASIS)
FOR THE YEAR ENDED DECEMBER 31, 2002

CAPITAL PROJECTS FUNDS

COUNTY ROAD PROJECTS FUND

	Revised Budget	Actual	Variance: Favorable (Unfavorable)
<u>Revenues:</u>			
Special Assessments	\$7,325	\$7,325	\$0
All Other Revenues	0	57,979	57,979
Total Revenues	7,325	65,304	57,979
<u>Expenditures:</u>			
Capital Outlay	3,188,676	2,414,892	773,784
Debt Service:			
Principal Retirement	1,650,000	1,650,000	0
Interest and Fiscal Charges	42,735	42,735	0
Total Expenditures	4,881,411	4,107,627	773,784
Excess (Deficiency) of Revenues Over (Under) Expenditures	(4,874,086)	(4,042,323)	831,763
<u>Other Financing Sources (Uses):</u>			
Proceeds of Bonds	1,525,000	1,525,000	0
Operating Transfers Out	(1,412)	(1,412)	0
Total Other Financing Sources (Uses)	1,523,588	1,523,588	0
Excess (Deficiency) of Revenues and Other Financing Sources Over (Under) Expenditures and Other Financing Uses	(3,350,498)	(2,518,735)	831,763
Fund Balance at Beginning of Year	3,486,485	3,486,485	0
Prior Year Encumbrances	1,843,933	1,843,933	0
Fund Balance at End of Year	<u>\$1,979,920</u>	<u>\$2,811,683</u>	<u>\$831,763</u>

WARREN COUNTY, OHIO
SCHEDULE OF REVENUES, EXPENDITURES AND CHANGES IN FUND BALANCE
BUDGET AND ACTUAL (NON-GAAP BUDGETARY BASIS)
FOR THE YEAR ENDED DECEMBER 31, 2002

CAPITAL PROJECTS FUNDS

WATER EXTENSION PROJECTS FUND

	Revised Budget	Actual	Variance: Favorable (Unfavorable)
<u>Revenues:</u>			
Intergovernmental Revenues	\$17,362	\$1,267	(\$16,095)
Total Revenues	17,362	1,267	(16,095)
<u>Expenditures:</u>			
Capital Outlay	1,375,397	798,210	577,187
Total Expenditures	1,375,397	798,210	577,187
Excess (Deficiency) of Revenues Over (Under) Expenditures	(1,358,035)	(796,943)	561,092
<u>Other Financing Sources (Uses):</u>			
Proceeds of Notes	21,000	0	(21,000)
Proceeds from Special Assessment Bonds	750,000	0	(750,000)
Operating Transfers In	96,000	0	(96,000)
Construction Advances In	200,000	0	(200,000)
Advances In	0	471,664	471,664
Total Other Financing Sources (Uses)	1,067,000	471,664	(595,336)
Excess (Deficiency) of Revenue and Other Financing Sources Over (Under) Expenditures and Other Financing Uses	(291,035)	(325,279)	(34,244)
Fund Balance at Beginning of Year	302,530	302,530	0
Prior Year Encumbrances	21,000	21,000	0
Fund Balance (Deficit) at End of Year	\$32,495	(\$1,749)	(\$34,244)

WARREN COUNTY, OHIO
SCHEDULE OF REVENUES, EXPENDITURES AND CHANGES IN FUND BALANCE
BUDGET AND ACTUAL (NON-GAAP BUDGETARY BASIS)
FOR THE YEAR ENDED DECEMBER 31, 2002

CAPITAL PROJECTS FUNDS

SEWER EXTENSION PROJECTS FUND

	Revised Budget	Actual	Variance: Favorable (Unfavorable)
<u>Revenues:</u>			
Intergovernmental Revenues	\$9,150,075	\$892,250	(\$8,257,825)
Investment Earnings	0	11,287	11,287
All Other Revenues	400,000	0	(400,000)
Total Revenues	9,550,075	903,537	(8,646,538)
<u>Expenditures:</u>			
Capital Outlay	10,180,220	8,384,220	1,796,000
Total Expenditures	10,180,220	8,384,220	1,796,000
Excess (Deficiency) of Revenues Over (Under) Expenditures	(630,145)	(7,480,683)	(6,850,538)
<u>Other Financing Sources (Uses):</u>			
Proceeds of Notes	3,682,700	0	(3,682,700)
Construction Advances In	1,000,000	0	(1,000,000)
Advances In	0	8,604,000	8,604,000
Advances Out	0	(3,300,000)	(3,300,000)
Total Other Financing Sources (Uses)	4,682,700	5,304,000	621,300
Excess (Deficiency) of Revenue: and Other Financing Sources Over (Under) Expenditures and Other Financing Uses	4,052,555	(2,176,683)	(6,229,238)
Fund Deficit at Beginning of Year	(4,860,727)	(4,860,727)	0
Prior Year Encumbrances	6,783,829	6,783,829	0
Fund Balance (Deficit) at End of Year	\$5,975,657	(\$253,581)	(\$6,229,238)

WARREN COUNTY, OHIO
SCHEDULE OF REVENUES, EXPENDITURES AND CHANGES IN FUND BALANCE
BUDGET AND ACTUAL (NON-GAAP BUDGETARY BASIS)
FOR THE YEAR ENDED DECEMBER 31, 2002

CAPITAL PROJECTS FUNDS

COUNTY CONSTRUCTION PROJECTS FUND

	Revised Budget	Actual	Variance: Favorable (Unfavorable)
<u>Revenues:</u>			
Total Revenues	\$0	\$0	\$0
<u>Expenditures:</u>			
Capital Outlay	4,339,341	2,055,869	2,283,472
Total Expenditures	4,339,341	2,055,869	2,283,472
Excess (Deficiency) of Revenues Over (Under) Expenditures	(4,339,341)	(2,055,869)	2,283,472
<u>Other Financing Sources (Uses):</u>			
Operating Transfer In	1,964,484	1,904,092	(60,392)
Operating Transfer Out	(30,087)	(30,087)	0
Total Other Financing Sources (Uses)	1,934,397	1,874,005	(60,392)
Excess (Deficiency) of Revenue: and Other Financing Sources Over (Under) Expenditures and Other Financing Uses	(2,404,944)	(181,864)	2,223,080
Fund Balance at Beginning of Year	2,165,619	2,165,619	0
Prior Year Encumbrances	525,082	525,082	0
Fund Balance at End of Year	<u>\$285,757</u>	<u>\$2,508,837</u>	<u>\$2,223,080</u>

WARREN COUNTY, OHIO
SCHEDULE OF REVENUES, EXPENDITURES AND CHANGES IN FUND BALANCE
BUDGET AND ACTUAL (NON-GAAP BUDGETARY BASIS)
FOR THE YEAR ENDED DECEMBER 31, 2002

CAPITAL PROJECTS FUNDS

AIRPORT CONSTRUCTION FUND

	Revised Budget	Actual	Variance: Favorable (Unfavorable)
<u>Revenues:</u>			
Intergovernmental Revenues	\$79,862	\$46,281	(\$33,581)
Total Revenues	79,862	46,281	(33,581)
<u>Expenditures:</u>			
Capital Outlay	71,926	71,926	0
Total Expenditures	71,926	71,926	0
Excess (Deficiency) of Revenues Over (Under) Expenditures	7,936	(25,645)	(33,581)
Fund Balance at Beginning of Year	1,266	1,266	0
Prior Year Encumbrances	71,926	71,926	0
Fund Balance at End of Year	<u>\$81,128</u>	<u>\$47,547</u>	<u>(\$33,581)</u>

ENTERPRISE FUNDS

The enterprise funds are used to account for operations that are financed and operated in a manner similar to private business enterprise - where the intent of the County is that the costs of providing goods or services to the general public on a continuing basis be financed or recovered primarily through user charges; or where the County has decided that periodic determination of net income is appropriate for accountability purposes.

Water Fund

To account for distribution of treated water to individuals and commercial and industrial users within Warren County.

Sewer Fund

To account for sanitary sewer services, which are provided to individuals and commercial and industrial users within Warren County.

WARREN COUNTY, OHIO
COMBINING BALANCE SHEET
DECEMBER 31, 2002

ENTERPRISE FUNDS

<u>Assets:</u>	Water Fund	Sewer Fund	Totals
Cash and Cash Equivalents	\$19,252,705	\$8,568,996	\$27,821,701
Receivables (net of allowances for doubtful accounts):			
Accounts	1,085,561	977,752	2,063,313
Interest	11,899	4,150	16,049
Interfund Loans Receivable	471,664	8,604,000	9,075,664
Inventory of Supplies at Cost	314,364	35,330	349,694
Prepaid Items	5,060	5,060	10,120
Prepaid Water Contract	4,069,231	0	4,069,231
Deferred Loss on Early Retirement of Debt	1,325,294	0	1,325,294
Bond Issuance Costs	436,980	185,549	622,529
Restricted Assets:			
Cash with Fiscal Agent	126,291	233,265	359,556
Property, Plant and Equipment	77,384,036	93,702,831	171,086,867
Less: Accumulated Depreciation	<u>(16,732,332)</u>	<u>(20,768,650)</u>	<u>(37,500,982)</u>
Net Fixed Assets	<u>60,651,704</u>	<u>72,934,181</u>	<u>133,585,885</u>
Total Assets	<u><u>\$87,750,753</u></u>	<u><u>\$91,548,283</u></u>	<u><u>\$179,299,036</u></u>
<u>Liabilities and Fund Equity:</u>			
Liabilities:			
Accounts Payable	\$571,327	\$409,193	\$980,520
Accrued Wages and Benefits Payable	59,330	53,909	113,239
Due to Other Funds	14,664	7,846	22,510
Intergovernmental Payables	88,646	325,521	414,167
Accrued Interest Payable	73,230	35,872	109,102
Interfund Loans Payable	307,837	4,978,554	5,286,391
General Obligation Notes Payable	0	465,000	465,000
Compensated Absences Payable	240,587	170,082	410,669
Long-Term Contract Payable	1,879,048	0	1,879,048
Ohio Water Development Authority Loans Payable	0	1,455,575	1,455,575
Revenue Bonds Payable	<u>20,015,993</u>	<u>7,443,131</u>	<u>27,459,124</u>
Total Liabilities	<u>23,250,662</u>	<u>15,344,683</u>	<u>38,595,345</u>
Fund Equity:			
Contributed Capital	45,757,240	58,705,973	104,463,213
Retained Earnings:			
Reserved for Restricted Assets	126,291	233,265	359,556
Unreserved	<u>18,616,560</u>	<u>17,264,362</u>	<u>35,880,922</u>
Total Retained Earnings	<u>18,742,851</u>	<u>17,497,627</u>	<u>36,240,478</u>
Total Fund Equity	<u>64,500,091</u>	<u>76,203,600</u>	<u>140,703,691</u>
Total Liabilities and Fund Equity	<u><u>\$87,750,753</u></u>	<u><u>\$91,548,283</u></u>	<u><u>\$179,299,036</u></u>

WARREN COUNTY, OHIO
COMBINING STATEMENT OF REVENUES, EXPENSES AND CHANGES IN RETAINED EARNINGS
FOR THE YEAR ENDED DECEMBER 31, 2002

ENTERPRISE FUNDS

	<u>Water Fund</u>	<u>Sewer Fund</u>	<u>Totals</u>
<u>Operating Revenues:</u>			
Charges for Services	\$7,219,307	\$6,005,954	\$13,225,261
Tap in Fees	435,156	0	435,156
Other Operating Revenues	17,570	16,443	34,013
Total Operating Revenues	<u>7,672,033</u>	<u>6,022,397</u>	<u>13,694,430</u>
<u>Operating Expenses:</u>			
Personal Services	1,800,188	1,560,715	3,360,903
Materials and Supplies	1,220,432	382,708	1,603,140
Contractual Services	263,176	1,021,679	1,284,855
Utilities	2,487,822	1,463,020	3,950,842
Depreciation	1,618,073	2,023,104	3,641,177
Other Operating Expenses	37,569	27,622	65,191
Total Operating Expenses	<u>7,427,260</u>	<u>6,478,848</u>	<u>13,906,108</u>
Operating Income (Loss)	244,773	(456,451)	(211,678)
<u>Nonoperating Revenues (Expenses):</u>			
Capital Contributions - Tap-in Fees	3,576,274	2,796,828	6,373,102
Capital Contributions	3,141,235	4,120,348	7,261,583
Intergovernmental Grants	145,322	409,995	555,317
Investment Earnings	169,917	87,655	257,572
Interest and Fiscal Charges	(1,343,233)	(598,342)	(1,941,575)
Loss on Disposal of Fixed Assets	0	(352)	(352)
Total Nonoperating Revenues (Expenses)	<u>5,689,515</u>	<u>6,816,132</u>	<u>12,505,647</u>
Net Income	5,934,288	6,359,681	12,293,969
Add: Depreciation on Contributed Capital	241,131	750,460	991,591
Restated Retained Earnings at Beginning of Year	<u>12,567,432</u>	<u>10,387,486</u>	<u>22,954,918</u>
Retained Earnings at End of Year	<u>\$18,742,851</u>	<u>\$17,497,627</u>	<u>\$36,240,478</u>

WARREN COUNTY, OHIO
COMBINING STATEMENT OF CASH FLOWS
FOR THE YEAR ENDED DECEMBER 31, 2002

ENTERPRISE FUNDS

	Water Fund	Sewer Fund	Totals
<u>Cash Flows from Operating Activities:</u>			
Cash Received from Customers	\$7,531,373	\$6,113,387	\$13,644,760
Cash Payments for Goods and Services	(3,947,432)	(2,927,557)	(6,874,989)
Cash Payments to Employees	(1,779,979)	(1,546,076)	(3,326,055)
Net Cash Provided by Operating Activities	<u>1,803,962</u>	<u>1,639,754</u>	<u>3,443,716</u>
<u>Cash Flows from Noncapital Financing Activities:</u>			
Advances In	324,797	0	324,797
Advances Out	(471,664)	(5,304,000)	(5,775,664)
Net Cash Used by Noncapital Financing Activities	<u>(146,867)</u>	<u>(5,304,000)</u>	<u>(5,450,867)</u>
<u>Cash Flows from Capital and Related Financing Activities:</u>			
Cash Received from Tap-in Fees in Excess of Cost	3,576,274	2,796,828	6,373,102
Cash Received from Intergovernmental Grants	16,000	539,317	555,317
Proceeds from Refunding Bonds Payable	9,275,000	0	9,275,000
Proceeds from General Obligation Notes Payable	0	465,000	465,000
Defeasance of Revenue Bonds	(9,625,784)	0	(9,625,784)
Acquisition and Construction of Assets	(4,527,661)	(2,200,513)	(6,728,174)
Bond Issuance Costs Paid	(203,005)	0	(203,005)
Principal Paid on General Obligation Notes Payable	0	(665,000)	(665,000)
Principal Paid on Revenue Bonds	(550,000)	(330,000)	(880,000)
Principal Paid on Long Term Contracts	(306,150)	0	(306,150)
Principal Paid on Ohio Water Development Authority Loan	0	(355,910)	(355,910)
Interest Paid on All Debt	(1,020,420)	(629,095)	(1,649,515)
Net Cash Used by Capital and Related Financing Activities	<u>(3,365,746)</u>	<u>(379,373)</u>	<u>(3,745,119)</u>
<u>Cash Flows from Investing Activities:</u>			
Receipts of Interest	417,133	113,596	530,729
Net Cash Provided by Investing Activities	<u>417,133</u>	<u>113,596</u>	<u>530,729</u>
Net Decrease in Cash and Cash Equivalents	(1,291,518)	(3,930,023)	(5,221,541)
Cash and Cash Equivalents at Beginning of Year	<u>20,670,514</u>	<u>12,732,284</u>	<u>33,402,798</u>
Cash and Cash Equivalents at End of Year	<u>\$19,378,996</u>	<u>\$8,802,261</u>	<u>\$28,181,257</u>
<u>Reconciliation of Cash and</u>			
<u>Cash Equivalents per the Balance Sheet:</u>			
Cash and Cash Equivalents	\$19,252,705	\$8,568,996	\$27,821,701
Restricted Cash with Fiscal Agent	126,291	233,265	359,556
Cash and Cash Equivalents at End of Year	<u>\$19,378,996</u>	<u>\$8,802,261</u>	<u>\$28,181,257</u>

(Continued)

WARREN COUNTY, OHIO
COMBINING STATEMENT OF CASH FLOWS
FOR THE YEAR ENDED DECEMBER 31, 2002

ENTERPRISE FUNDS

	Water Fund	Sewer Fund	Totals
<u>Reconciliation of Operating Income (Loss) to Net Cash</u>			
<u>Provided by Operating Activities:</u>			
Operating Income (Loss)	\$244,773	(\$456,451)	(\$211,678)
Adjustments to Reconcile Operating Income (Loss) to			
Net Cash Provided by Operating Activities:			
Depreciation Expense	1,618,073	2,023,104	3,641,177
Changes in Assets and Liabilities:			
Increase in Accounts Receivable	(145,542)	(190,866)	(336,408)
Decrease in Intergovernmental Receivable	0	686	686
Increase in Inventory	(36,153)	(9,773)	(45,926)
Increase in Prepaid Items	(1,751)	(1,751)	(3,502)
Decrease in Prepaid Water Contract	176,923	0	176,923
Increase (Decrease) in Accounts Payable	(98,537)	135,331	36,794
Increase in Accrued Wages and Benefits	4,920	7,216	12,136
Increase (Decrease) in Due to Other Funds	3,901	(115,070)	(111,169)
Increase in Intergovernmental Payables	18,399	236,969	255,368
Increase in Compensated Absences	18,956	10,359	29,315
Total Adjustments	1,559,189	2,096,205	3,655,394
Net Cash Provided by Operating Activities	\$1,803,962	\$1,639,754	\$3,443,716

Schedule of Noncash Investing, Capital and Financing Activities:

At December 31, 2002 the Water and Sewer Funds had outstanding liabilities of \$516,990 and \$292,197 respectively for certain capital assets. The Water Fund received \$3,141,235 and the Sewer Fund received \$4,120,348 of capital contributions from other funds, special assessments and developers. During 2002, the fair value of investments decreased by \$24,604 and \$14,215 in the Water and Sewer Funds, respectively.



INTERNAL SERVICE FUNDS

The internal service funds are used to account for the financing of goods or services provided by one department to other departments of the County on a cost-reimbursement basis.

Vehicle Maintenance Fund

To account for vehicle maintenance services provided to various County departments and other governmental units. Users are billed for costs incurred.

Sheriff Fund

To account for the policing services provided on a contractual basis to Deerfield Township and Caesar Creek Litter Control.

Communications Rotary Fund

To account for communications maintenance services provided to various county departments and other governmental units. Users are billed for costs incurred.

Health Insurance Fund

To account for claims and administration of the health insurance program for covered County employees and eligible dependents. County departments are billed according to the employee's family or marital status.

MRDD Health Insurance Fund

To account for claims and administration of the health insurance program for covered Mental Retardation and Developmental Disabilities employees and eligible dependents.

Gasoline Fund

To account for the centralized purchase of gas and corresponding charge backs to departments and other government units based on use.

**WARREN COUNTY, OHIO
COMBINING BALANCE SHEET
DECEMBER 31, 2002**

INTERNAL SERVICE FUNDS

	Vehicle Maintenance Fund	Sheriff Fund	Communications Rotary Fund	Health Insurance Fund
<u>Assets:</u>				
Cash and Cash Equivalents	\$204,670	\$422,405	\$22,121	\$1,094,883
Receivables (net of allowances for doubtful accounts):				
Accounts	693	0	0	0
Due from Other Funds	25,063	0	1,569	0
Intergovernmental Receivable	6,625	0	4,345	0
Inventory of Supplies at Cost	0	0	0	0
Property, Plant and Equipment	0	0	0	2,493
Less: Accumulated Depreciation	0	0	0	(2,493)
Net Fixed Assets	0	0	0	0
Total Assets	\$237,051	\$422,405	\$28,035	\$1,094,883
<u>Liabilities and Fund Equity:</u>				
<u>Liabilities:</u>				
Accounts Payable	\$8,578	\$0	\$785	\$5,608
Accrued Wages and Benefits	0	58,417	0	1,587
Due to Other Funds	0	0	0	400
Intergovernmental Payables	0	63,163	0	238
Claims Payable	0	0	0	713,283
Compensated Absences	0	104,194	0	1,043
Total Liabilities	8,578	225,774	785	722,159
<u>Fund Equity</u>				
Contributed Capital	11,084	0	0	0
Retained Earnings	217,389	196,631	27,250	372,724
Total Fund Equity	228,473	196,631	27,250	372,724
Total Liabilities and Fund Equity	\$237,051	\$422,405	\$28,035	\$1,094,883

**WARREN COUNTY, OHIO
COMBINING BALANCE SHEET
DECEMBER 31, 2002**

INTERNAL SERVICE FUNDS

MRDD Health Insurance Fund	Gasoline Fund	Totals
\$352,300	\$53,464	\$2,149,843
0	0	693
0	22,117	48,749
0	1,514	12,484
0	10,691	10,691
0	0	2,493
0	0	(2,493)
<u>0</u>	<u>0</u>	<u>0</u>
<u>\$352,300</u>	<u>\$87,786</u>	<u>\$2,222,460</u>
\$0	\$18,649	\$33,620
0	0	60,004
0	0	400
0	0	63,401
13,905	0	727,188
0	0	105,237
<u>13,905</u>	<u>18,649</u>	<u>989,850</u>
0	0	11,084
<u>338,395</u>	<u>69,137</u>	<u>1,221,526</u>
<u>338,395</u>	<u>69,137</u>	<u>1,232,610</u>
<u>\$352,300</u>	<u>\$87,786</u>	<u>\$2,222,460</u>

WARREN COUNTY, OHIO
COMBINING STATEMENT OF REVENUES, EXPENSES AND CHANGES IN RETAINED EARNINGS
FOR THE YEAR ENDED DECEMBER 31, 2002

INTERNAL SERVICE FUNDS

	Vehicle Maintenance Fund	Sheriff Fund	Communications Rotary Fund	Health Insurance Fund
<u>Operating Revenues:</u>				
Charges for Services	\$310,895	\$1,840,463	\$43,288	\$5,804,961
Total Operating Revenues	310,895	1,840,463	43,288	5,804,961
<u>Operating Expenses:</u>				
Personal Services	200,000	1,733,544	0	45,625
Materials and Supplies	0	0	49,396	1,206
Contractual Services	245,851	0	0	994,983
Health Insurance Claims	0	0	0	5,209,226
Other Operating Expenses	0	0	0	1,372
Total Operating Expenses	445,851	1,733,544	49,396	6,252,412
Operating Income (Loss)	(134,956)	106,919	(6,108)	(447,451)
<u>Operating Transfers:</u>				
Operating Transfers In	0	0	0	350,000
Total Operating Transfers	0	0	0	350,000
Net Income (Loss)	(134,956)	106,919	(6,108)	(97,451)
Retained Earnings at Beginning of Year	352,345	89,712	33,358	470,175
Retained Earnings at End of Year	<u>\$217,389</u>	<u>\$196,631</u>	<u>\$27,250</u>	<u>\$372,724</u>

WARREN COUNTY, OHIO
COMBINING STATEMENT OF REVENUES, EXPENSES AND CHANGES IN RETAINED EARNINGS
FOR THE YEAR ENDED DECEMBER 31, 2002

INTERNAL SERVICE FUNDS

MRDD Health Insurance Fund	Gasoline Fund	Totals
\$5,164	\$285,502	\$8,290,273
5,164	285,502	8,290,273
0	0	1,979,169
0	278,768	329,370
11,403	0	1,252,237
151,076	0	5,360,302
0	0	1,372
162,479	278,768	8,922,450
(157,315)	6,734	(632,177)
300,000	0	650,000
300,000	0	650,000
142,685	6,734	17,823
195,710	62,403	1,203,703
\$338,395	\$69,137	\$1,221,526

WARREN COUNTY, OHIO
COMBINING STATEMENT OF CASH FLOWS
FOR THE YEAR ENDED
DECEMBER 31, 2002

INTERNAL SERVICE FUNDS

	Vehicle Maintenance Fund	Sheriff Fund
<u>Cash Flows from Operating Activities:</u>		
Cash Received from Customers	\$319,107	\$1,893,432
Cash Payments for Goods and Services	(247,752)	0
Cash Payments to Employees	(200,000)	(1,716,657)
Net Cash Provided (Used) by Operating Activities	(128,645)	176,775
<u>Cash Flows from Noncapital Financing Activities:</u>		
Transfers In	0	0
Net Cash Provided by Noncapital Financing Activities	0	0
Net Increase (Decrease) in Cash and Cash Equivalents	(128,645)	176,775
Cash and Cash Equivalents at Beginning of Year	333,315	245,630
Cash and Cash Equivalents at End of Year	\$204,670	\$422,405
<u>Reconciliation of Operating Income (Loss) to Net Cash Provided (Used) by Operating Activities:</u>		
Operating Income (Loss)	(\$134,956)	\$106,919
Adjustments to Reconcile Operating Income (Loss) to Net Cash Provided (Used) by Operating Activities:		
Changes in Assets and Liabilities:		
Decrease in Accounts Receivable	685	0
Increase in Due from Other Funds	(1,069)	0
(Increase) Decrease in Intergovernmental Receivables	8,596	0
Increase in Inventory	0	0
Increase (Decrease) in Accounts Payable	(1,901)	0
Increase in Accrued Wages and Benefits	0	4,408
Decrease in Due to Other Funds	0	0
Increase (Decrease) in Intergovernmental Payables	0	46,611
Increase (Decrease) in Claims Payable	0	0
Increase in Compensated Absences	0	18,837
Total Adjustments	6,311	69,856
Net Cash Provided (Used) by Operating Activities	(\$128,645)	\$176,775

WARREN COUNTY, OHIO
COMBINING STATEMENT OF CASH FLOWS
FOR THE YEAR ENDED
DECEMBER 31, 2002

INTERNAL SERVICE FUNDS

Communications Rotary Fund	Health Insurance Fund	MRDD Health Insurance Fund	Gasoline Fund	Totals
\$40,627	\$5,867,962	\$10,676	\$279,538	\$8,411,342
(49,239)	(6,463,872)	(158,722)	(279,196)	(7,198,781)
0	(44,849)	0	0	(1,961,506)
(8,612)	(640,759)	(148,046)	342	(748,945)
0	350,000	300,000	0	650,000
0	350,000	300,000	0	650,000
(8,612)	(290,759)	151,954	342	(98,945)
30,733	1,385,642	200,346	53,122	2,248,788
<u>\$22,121</u>	<u>\$1,094,883</u>	<u>\$352,300</u>	<u>\$53,464</u>	<u>\$2,149,843</u>
(\$6,108)	(\$447,451)	(\$157,315)	\$6,734	(\$632,177)
905	868	5,000	285	7,743
(1,313)	0	0	(5,616)	(7,998)
(2,253)	0	0	(633)	5,710
0	0	0	(3,619)	(3,619)
157	3,586	0	3,191	5,033
0	385	0	0	4,793
0	(371)	0	0	(371)
0	(75)	0	0	46,536
0	(198,167)	4,269	0	(193,898)
0	466	0	0	19,303
(2,504)	(193,308)	9,269	(6,392)	(116,768)
<u>(\$8,612)</u>	<u>(\$640,759)</u>	<u>(\$148,046)</u>	<u>\$342</u>	<u>(\$748,945)</u>

FIDUCIARY FUND TYPES

Fiduciary Fund types are used to account for assets held by the County in a trustee capacity or as an agent for individuals, private organizations, other governmental units and/or other funds.

EXPENDABLE TRUST FUND

The Expendable Trust Fund maintains assets held by Warren County in a trustee capacity for individuals, private organizations, other governmental units and other funds.

Unclaimed Monies Fund

To account for funds which rightfully belong to the payor and are refunded when the payor provides proof of claim for the funds within the period specified by law.

NONEXPENDABLE TRUST FUND

The Nonexpendable Trust Fund is used to account for principal balances from contributions and endowments where capital maintenance is of primary importance.

Scheurer - Smith Trust Fund

To account for restricted private sector contributions whose earnings are earmarked for education of the children of the Mary Haven Center.

AGENCY FUNDS

The Agency Funds are used to account for assets held by the County as an agent for individuals, private organizations, other governments and/or other funds.

Employees Retirement

To account for the accumulation of the employer's share of contributions until remitted to State OPERS.

Undivided Water and Sewer Revenue

To account for the undivided water and sewer billing deposits to be distributed to the Water and Sewer Funds.

(Continued)

Payroll

To maintain and account for the accumulation of payroll withholdings until payment is remitted to third parties.

Tangible Personal Tax, Advance Estate Tax, Undivided General Tax, County Lodging Tax

These various and separate funds maintain and account for the accumulation and disbursement of taxes for real property, intangible property, estate tax and hotel lodging tax.

Townships, Corporations, Schools, Special Districts, Libraries

To maintain and account for distributions of various revenue sources to subdivisions within the County.

Local Government

To maintain and account for the accumulation and disbursement of State revenue sharing monies.

Gasoline Tax

To maintain and account for the accumulation and disbursement of gasoline tax collections.

Local Government Revenue Assistance

To maintain and account for the accumulation and disbursement of State revenue sharing monies. This fund is separate from the Local Government Fund due to the formula of distribution at the State level.

Motor Vehicle License

To maintain and account for the accumulation and disbursement of automobile license and registration fee collection.

Trailer Tax

To maintain and account for the accumulation and disbursement of mobile home tax collections.

Undivided Interest

To maintain and account for the accumulation and disbursement of the County's investment earnings.

(Continued)

Clerk of Courts, Common Pleas Court-Probate Court, Child Support Enforcement Agency, County Court, Juvenile Court, Prosecuting Attorney, Sheriff, Children's Services and Engineer

These various and separate funds maintain and account for court fees, alimony, child support, restitution, boarding home fees, donations, funds held in escrow and other similar resources and uses. These funds are held in segregated cash accounts outside of the County treasury.

Non-Entity Holdings

To account for funds held for various separate agencies, boards and commissions where the County serves as fiscal agent only.

Other Agency Funds

To maintain and account for resources and uses for taxes, escrowed monies, licenses, estates and similar revenue sources. The following funds, when compared to combined Agency Fund totals, comprise less than 10% in each of the categories of assets and liabilities.

Undivided Trailer Tax	Zoning Board
Cigarette Tax	Water Department
Real Estate Advance	Mary Haven
Law Library	Building Inspection
Life Insurance	Tax Maps
State (Escheated Estates)	Recorder
Miami Conservancy District	Board of Elections
Ohio Elections Commission	Drug Task Force
Job Training Consortium	Refundable Deposits
Tactical Response Unit	Treasurer
Escrow Rotary	Real Estate
Undivided Income Tax	Court Ordered Sheriff Sales
– Real Property	Massie Wayne Capacity Fees
Ohio Public Works	Warren County
– Township Projects	Board of MRDD
Notary Public	Non-Participant Rotary
Records Center	
Real Estate Undivided Utility Deregulation	
Court Ordered Sheriff Sales	
Massie Wayne Capacity Fees	
Warren County Board of MRDD	
Non-Participant Rotary	

WARREN COUNTY, OHIO
COMBINING BALANCE SHEET
DECEMBER 31, 2002

FIDUCIARY FUNDS

	<u><i>Expendable Trust Fund</i></u>	<u><i>Nonexpendable Trust Fund</i></u>	<u><i>Agency Funds</i></u>	
	Unclaimed Monies Fund	Scheurer- Smith Trust Fund	Total All	Totals
<u>Assets:</u>				
Cash and Cash Equivalents	\$479,759	\$40,350	\$15,967,795	\$16,487,904
Cash in Segregated Accounts	0	0	1,298,286	1,298,286
Receivables (Net of allowances for doubtful accounts)				
Taxes	0	0	146,570,359	146,570,359
Interest	0	27	0	27
Total Assets	<u>\$479,759</u>	<u>\$40,377</u>	<u>\$163,836,440</u>	<u>\$164,356,576</u>
<u>Liabilities and Fund Equity:</u>				
<u>Liabilities:</u>				
Intergovernmental Payables	\$0	\$0	\$152,636,216	\$152,636,216
Unapportioned Monies	0	0	9,115,606	9,115,606
Payroll Withholding	0	0	411,640	411,640
Deposits Held Due to Others	0	0	1,672,978	1,672,978
Total Liabilities	<u>0</u>	<u>0</u>	<u>163,836,440</u>	<u>163,836,440</u>
<u>Fund Equity:</u>				
<u>Fund Balance:</u>				
Unreserved	479,759	40,377	0	520,136
Total Fund Equity	<u>479,759</u>	<u>40,377</u>	<u>0</u>	<u>520,136</u>
Total Liabilities and Fund Equity	<u>\$479,759</u>	<u>\$40,377</u>	<u>\$163,836,440</u>	<u>\$164,356,576</u>

WARREN COUNTY, OHIO
COMBINING STATEMENT OF CHANGES IN ASSETS AND LIABILITIES
AGENCY FUNDS
FOR THE YEAR ENDED DECEMBER 31, 2002

	Balance December 31, 2001	Additions	Deductions	Balance December 31, 2002
<u>Employees Retirement</u>				
Assets				
Cash and Cash Equivalents	\$198,601	\$5,572,526	(\$5,559,172)	\$211,955
Total Assets	<u>\$198,601</u>	<u>\$5,572,526</u>	<u>(\$5,559,172)</u>	<u>\$211,955</u>
Liabilities				
Payroll Withholding	\$198,601	\$5,572,526	(\$5,559,172)	\$211,955
Total Liabilities	<u>\$198,601</u>	<u>\$5,572,526</u>	<u>(\$5,559,172)</u>	<u>\$211,955</u>
<u>Townships</u>				
Assets				
Cash and Cash Equivalents	\$0	\$23,260,436	(\$23,260,436)	\$0
Total Assets	<u>\$0</u>	<u>\$23,260,436</u>	<u>(\$23,260,436)</u>	<u>\$0</u>
Liabilities				
Unapportioned Monies	\$0	\$23,260,436	(\$23,260,436)	\$0
Total Liabilities	<u>\$0</u>	<u>\$23,260,436</u>	<u>(\$23,260,436)</u>	<u>\$0</u>
<u>Corporations</u>				
Assets				
Cash and Cash Equivalents	\$0	\$15,247,036	(\$15,247,036)	\$0
Total Assets	<u>\$0</u>	<u>\$15,247,036</u>	<u>(\$15,247,036)</u>	<u>\$0</u>
Liabilities				
Unapportioned Monies	\$0	\$15,247,036	(\$15,247,036)	\$0
Total Liabilities	<u>\$0</u>	<u>\$15,247,036</u>	<u>(\$15,247,036)</u>	<u>\$0</u>
<u>Undivided Water and Sewer Revenue</u>				
Assets				
Cash and Cash Equivalents	\$51,788	\$20,417,506	(\$20,374,497)	\$94,797
Total Assets	<u>\$51,788</u>	<u>\$20,417,506</u>	<u>(\$20,374,497)</u>	<u>\$94,797</u>
Liabilities				
Unapportioned Monies	\$51,788	\$20,417,506	(\$20,374,497)	\$94,797
Total Liabilities	<u>\$51,788</u>	<u>\$20,417,506</u>	<u>(\$20,374,497)</u>	<u>\$94,797</u>

(Continued)

WARREN COUNTY, OHIO
COMBINING STATEMENT OF CHANGES IN ASSETS AND LIABILITIES
AGENCY FUNDS
FOR THE YEAR ENDED DECEMBER 31, 2002

	Balance December 31, 2001	Additions	Deductions	Balance December 31, 2002
<u>Payroll</u>				
Assets				
Cash and Cash Equivalents	\$184,468	\$41,478,848	(\$41,478,395)	\$184,921
Total Assets	<u>\$184,468</u>	<u>\$41,478,848</u>	<u>(\$41,478,395)</u>	<u>\$184,921</u>
Liabilities				
Payroll Withholding	\$184,468	\$41,478,848	(\$41,478,395)	\$184,921
Total Liabilities	<u>\$184,468</u>	<u>\$41,478,848</u>	<u>(\$41,478,395)</u>	<u>\$184,921</u>
<u>Schools</u>				
Assets				
Cash and Cash Equivalents	\$0	\$128,013,611	(\$128,013,611)	\$0
Total Assets	<u>\$0</u>	<u>\$128,013,611</u>	<u>(\$128,013,611)</u>	<u>\$0</u>
Liabilities				
Unapportioned Monies	\$0	\$128,013,611	(\$128,013,611)	\$0
Total Liabilities	<u>\$0</u>	<u>\$128,013,611</u>	<u>(\$128,013,611)</u>	<u>\$0</u>
<u>Undivided General Tax</u>				
Assets				
Cash and Cash Equivalents	\$3,363,226	\$144,842,066	(\$143,695,733)	\$4,509,559
Taxes Receivable	133,746,819	146,570,359	(133,746,819)	146,570,359
Total Assets	<u>\$137,110,045</u>	<u>\$291,412,425</u>	<u>(\$277,442,552)</u>	<u>\$151,079,918</u>
Liabilities				
Intergovernmental Payables	\$133,746,819	\$146,570,359	(\$133,746,819)	\$146,570,359
Unapportioned Monies	3,363,226	144,842,066	(143,695,733)	4,509,559
Total Liabilities	<u>\$137,110,045</u>	<u>\$291,412,425</u>	<u>(\$277,442,552)</u>	<u>\$151,079,918</u>
<u>Tangible Personal Tax</u>				
Assets				
Cash and Cash Equivalents	\$77,894	\$34,859,518	(\$33,041,429)	\$1,895,983
Total Assets	<u>\$77,894</u>	<u>\$34,859,518</u>	<u>(\$33,041,429)</u>	<u>\$1,895,983</u>
Liabilities				
Unapportioned Monies	\$77,894	\$34,859,518	(\$33,041,429)	\$1,895,983
Total Liabilities	<u>\$77,894</u>	<u>\$34,859,518</u>	<u>(\$33,041,429)</u>	<u>\$1,895,983</u>

(Continued)

WARREN COUNTY, OHIO
COMBINING STATEMENT OF CHANGES IN ASSETS AND LIABILITIES
AGENCY FUNDS
FOR THE YEAR ENDED DECEMBER 31, 2002

	Balance December 31, 2001	Additions	Deductions	Balance December 31, 2002
<u>Undivided Trailer Tax</u>				
Assets				
Cash and Cash Equivalents	\$1,790	\$33,333	(\$31,460)	\$3,663
Total Assets	<u>\$1,790</u>	<u>\$33,333</u>	<u>(\$31,460)</u>	<u>\$3,663</u>
Liabilities				
Unapportioned Monies	\$1,790	\$33,333	(\$31,460)	\$3,663
Total Liabilities	<u>\$1,790</u>	<u>\$33,333</u>	<u>(\$31,460)</u>	<u>\$3,663</u>
<u>Local Government</u>				
Assets				
Cash and Cash Equivalents	\$0	\$7,060,924	(\$7,060,924)	\$0
Total Assets	<u>\$0</u>	<u>\$7,060,924</u>	<u>(\$7,060,924)</u>	<u>\$0</u>
Liabilities				
Unapportioned Monies	\$0	\$7,060,924	(\$7,060,924)	\$0
Total Liabilities	<u>\$0</u>	<u>\$7,060,924</u>	<u>(\$7,060,924)</u>	<u>\$0</u>
<u>Special Districts</u>				
Assets				
Cash and Cash Equivalents	\$0	\$722,541	(\$722,541)	\$0
Total Assets	<u>\$0</u>	<u>\$722,541</u>	<u>(\$722,541)</u>	<u>\$0</u>
Liabilities				
Unapportioned Monies	\$0	\$722,541	(\$722,541)	\$0
Total Liabilities	<u>\$0</u>	<u>\$722,541</u>	<u>(\$722,541)</u>	<u>\$0</u>
<u>Cigarette Tax</u>				
Assets				
Cash and Cash Equivalents	\$1,140	\$5,810	(\$5,661)	\$1,289
Total Assets	<u>\$1,140</u>	<u>\$5,810</u>	<u>(\$5,661)</u>	<u>\$1,289</u>
Liabilities				
Unapportioned Monies	\$1,140	\$5,810	(\$5,661)	\$1,289
Total Liabilities	<u>\$1,140</u>	<u>\$5,810</u>	<u>(\$5,661)</u>	<u>\$1,289</u>

(Continued)

WARREN COUNTY, OHIO
COMBINING STATEMENT OF CHANGES IN ASSETS AND LIABILITIES
AGENCY FUNDS
FOR THE YEAR ENDED DECEMBER 31, 2002

	Balance December 31, 2001	Additions	Deductions	Balance December 31, 2002
<u>Gasoline Tax</u>				
Assets				
Cash and Cash Equivalents	\$0	\$1,939,593	(\$1,939,593)	\$0
Total Assets	<u>\$0</u>	<u>\$1,939,593</u>	<u>(\$1,939,593)</u>	<u>\$0</u>
Liabilities				
Unapportioned Monies	\$0	\$1,939,593	(\$1,939,593)	\$0
Total Liabilities	<u>\$0</u>	<u>\$1,939,593</u>	<u>(\$1,939,593)</u>	<u>\$0</u>
<u>Local Government Revenue Assistance</u>				
Assets				
Cash and Cash Equivalents	\$0	\$1,280,655	(\$1,280,655)	\$0
Total Assets	<u>\$0</u>	<u>\$1,280,655</u>	<u>(\$1,280,655)</u>	<u>\$0</u>
Liabilities				
Unapportioned Monies	\$0	\$1,280,655	(\$1,280,655)	\$0
Total Liabilities	<u>\$0</u>	<u>\$1,280,655</u>	<u>(\$1,280,655)</u>	<u>\$0</u>
<u>Motor Vehicle License</u>				
Assets				
Cash and Cash Equivalents	\$0	\$5,907,622	(\$5,907,622)	\$0
Total Assets	<u>\$0</u>	<u>\$5,907,622</u>	<u>(\$5,907,622)</u>	<u>\$0</u>
Liabilities				
Unapportioned Monies	\$0	\$5,907,622	(\$5,907,622)	\$0
Total Liabilities	<u>\$0</u>	<u>\$5,907,622</u>	<u>(\$5,907,622)</u>	<u>\$0</u>
<u>County Lodging Tax</u>				
Assets				
Cash and Cash Equivalents	\$30,525	\$1,034,271	(\$987,840)	\$76,956
Total Assets	<u>\$30,525</u>	<u>\$1,034,271</u>	<u>(\$987,840)</u>	<u>\$76,956</u>
Liabilities				
Unapportioned Monies	\$30,525	\$1,034,271	(\$987,840)	\$76,956
Total Liabilities	<u>\$30,525</u>	<u>\$1,034,271</u>	<u>(\$987,840)</u>	<u>\$76,956</u>

(Continued)

WARREN COUNTY, OHIO
COMBINING STATEMENT OF CHANGES IN ASSETS AND LIABILITIES
AGENCY FUNDS
FOR THE YEAR ENDED DECEMBER 31, 2002

	Balance December 31, 2001	Additions	Deductions	Balance December 31, 2002
<u>Real Estate Advance</u>				
Assets				
Cash and Cash Equivalents	\$0	\$44,303	\$0	\$44,303
Total Assets	\$0	\$44,303	\$0	\$44,303
Liabilities				
Unapportioned Monies	\$0	\$44,303	\$0	\$44,303
Total Liabilities	\$0	\$44,303	\$0	\$44,303
<u>Law Library</u>				
Assets				
Cash and Cash Equivalents	\$0	\$380,392	(\$380,392)	\$0
Total Assets	\$0	\$380,392	(\$380,392)	\$0
Liabilities				
Unapportioned Monies	\$0	\$380,392	(\$380,392)	\$0
Total Liabilities	\$0	\$380,392	(\$380,392)	\$0
<u>Trailer Tax</u>				
Assets				
Cash and Cash Equivalents	\$14,439	\$100,074	(\$100,859)	\$13,654
Total Assets	\$14,439	\$100,074	(\$100,859)	\$13,654
Liabilities				
Unapportioned Monies	\$14,439	\$100,074	(\$100,859)	\$13,654
Total Liabilities	\$14,439	\$100,074	(\$100,859)	\$13,654
<u>Life Insurance</u>				
Assets				
Cash and Cash Equivalents	\$22,860	\$84,904	(\$93,000)	\$14,764
Total Assets	\$22,860	\$84,904	(\$93,000)	\$14,764
Liabilities				
Payroll Withholding	\$22,860	\$84,904	(\$93,000)	\$14,764
Total Liabilities	\$22,860	\$84,904	(\$93,000)	\$14,764

(Continued)

WARREN COUNTY, OHIO
COMBINING STATEMENT OF CHANGES IN ASSETS AND LIABILITIES
AGENCY FUNDS
FOR THE YEAR ENDED DECEMBER 31, 2002

	Balance December 31, 2001	Additions	Deductions	Balance December 31, 2002
<u>Libraries</u>				
Assets				
Cash and Cash Equivalents	\$0	\$4,775,313	(\$4,775,313)	\$0
Total Assets	<u>\$0</u>	<u>\$4,775,313</u>	<u>(\$4,775,313)</u>	<u>\$0</u>
Liabilities				
Unapportioned Monies	\$0	\$4,775,313	(\$4,775,313)	\$0
Total Liabilities	<u>\$0</u>	<u>\$4,775,313</u>	<u>(\$4,775,313)</u>	<u>\$0</u>
<u>State</u>				
Assets				
Cash and Cash Equivalents	\$846	\$595,084	(\$594,858)	\$1,072
Total Assets	<u>\$846</u>	<u>\$595,084</u>	<u>(\$594,858)</u>	<u>\$1,072</u>
Liabilities				
Unapportioned Monies	\$846	\$595,084	(\$594,858)	\$1,072
Total Liabilities	<u>\$846</u>	<u>\$595,084</u>	<u>(\$594,858)</u>	<u>\$1,072</u>
<u>Miami Conservancy District</u>				
Assets				
Cash and Cash Equivalents	\$18,051	\$0	\$0	\$18,051
Total Assets	<u>\$18,051</u>	<u>\$0</u>	<u>\$0</u>	<u>\$18,051</u>
Liabilities				
Unapportioned Monies	\$18,051	\$0	\$0	\$18,051
Total Liabilities	<u>\$18,051</u>	<u>\$0</u>	<u>\$0</u>	<u>\$18,051</u>
<u>Advance Estate Tax</u>				
Assets				
Cash and Cash Equivalents	\$931,973	\$1,751,864	(\$2,199,873)	\$483,964
Total Assets	<u>\$931,973</u>	<u>\$1,751,864</u>	<u>(\$2,199,873)</u>	<u>\$483,964</u>
Liabilities				
Unapportioned Monies	\$931,973	\$1,751,864	(\$2,199,873)	\$483,964
Total Liabilities	<u>\$931,973</u>	<u>\$1,751,864</u>	<u>(\$2,199,873)</u>	<u>\$483,964</u>

(Continued)

WARREN COUNTY, OHIO
COMBINING STATEMENT OF CHANGES IN ASSETS AND LIABILITIES
AGENCY FUNDS
FOR THE YEAR ENDED DECEMBER 31, 2002

	Balance December 31, 2001	Additions	Deductions	Balance December 31, 2002
<u>Undivided Interest</u>				
Assets				
Cash and Cash Equivalents	\$625,639	\$4,943,509	(\$4,973,133)	\$596,015
Total Assets	<u>\$625,639</u>	<u>\$4,943,509</u>	<u>(\$4,973,133)</u>	<u>\$596,015</u>
Liabilities				
Unapportioned Monies	\$625,639	\$4,943,509	(\$4,973,133)	\$596,015
Total Liabilities	<u>\$625,639</u>	<u>\$4,943,509</u>	<u>(\$4,973,133)</u>	<u>\$596,015</u>
<u>Ohio Elections Commission</u>				
Assets				
Cash and Cash Equivalents	\$60	\$290	(\$330)	\$20
Total Assets	<u>\$60</u>	<u>\$290</u>	<u>(\$330)</u>	<u>\$20</u>
Liabilities				
Deposits Held Due to Others	\$60	\$290	(\$330)	\$20
Total Liabilities	<u>\$60</u>	<u>\$290</u>	<u>(\$330)</u>	<u>\$20</u>
<u>Undivided Public Utility Deregulation</u>				
Assets				
Cash and Cash Equivalents	\$0	\$659,796	(\$659,796)	\$0
Total Assets	<u>\$0</u>	<u>\$659,796</u>	<u>(\$659,796)</u>	<u>\$0</u>
Liabilities				
Unapportioned Monies	\$0	\$659,796	(\$659,796)	\$0
Total Liabilities	<u>\$0</u>	<u>\$659,796</u>	<u>(\$659,796)</u>	<u>\$0</u>
<u>Tactical Response Unit</u>				
Assets				
Cash and Cash Equivalents	\$202	\$0	\$0	\$202
Total Assets	<u>\$202</u>	<u>\$0</u>	<u>\$0</u>	<u>\$202</u>
Liabilities				
Unapportioned Monies	\$202	\$0	\$0	\$202
Total Liabilities	<u>\$202</u>	<u>\$0</u>	<u>\$0</u>	<u>\$202</u>

(Continued)

WARREN COUNTY, OHIO
COMBINING STATEMENT OF CHANGES IN ASSETS AND LIABILITIES
AGENCY FUNDS
FOR THE YEAR ENDED DECEMBER 31, 2002

	Balance December 31, 2001	Additions	Deductions	Balance December 31, 2002
<u>Escrow Rotary</u>				
Assets				
Cash and Cash Equivalents	\$612,229	\$427,554	(\$80,350)	\$959,433
Total Assets	<u>\$612,229</u>	<u>\$427,554</u>	<u>(\$80,350)</u>	<u>\$959,433</u>
Liabilities				
Unapportioned Monies	\$612,229	\$427,554	(\$80,350)	\$959,433
Total Liabilities	<u>\$612,229</u>	<u>\$427,554</u>	<u>(\$80,350)</u>	<u>\$959,433</u>
<u>Undivided Income Tax - Real Property</u>				
Assets				
Cash and Cash Equivalents	\$0	\$1,048,542	(\$1,048,300)	\$242
Total Assets	<u>\$0</u>	<u>\$1,048,542</u>	<u>(\$1,048,300)</u>	<u>\$242</u>
Liabilities				
Unapportioned Monies	\$0	\$1,048,542	(\$1,048,300)	\$242
Total Liabilities	<u>\$0</u>	<u>\$1,048,542</u>	<u>(\$1,048,300)</u>	<u>\$242</u>
<u>Notary Public</u>				
Assets				
Cash and Cash Equivalents	\$19,800	\$37,509	(\$7,737)	\$49,572
Total Assets	<u>\$19,800</u>	<u>\$37,509</u>	<u>(\$7,737)</u>	<u>\$49,572</u>
Liabilities				
Deposits Held Due to Others	\$19,800	\$37,509	(\$7,737)	\$49,572
Total Liabilities	<u>\$19,800</u>	<u>\$37,509</u>	<u>(\$7,737)</u>	<u>\$49,572</u>
<u>Zoning Board</u>				
Assets				
Cash and Cash Equivalents	\$210,616	\$155,160	(\$144,250)	\$221,526
Total Assets	<u>\$210,616</u>	<u>\$155,160</u>	<u>(\$144,250)</u>	<u>\$221,526</u>
Liabilities				
Deposits Held Due to Others	\$210,616	\$155,160	(\$144,250)	\$221,526
Total Liabilities	<u>\$210,616</u>	<u>\$155,160</u>	<u>(\$144,250)</u>	<u>\$221,526</u>

(Continued)

WARREN COUNTY, OHIO
COMBINING STATEMENT OF CHANGES IN ASSETS AND LIABILITIES
AGENCY FUNDS
FOR THE YEAR ENDED DECEMBER 31, 2002

	Balance December 31, 2001	Additions	Deductions	Balance December 31, 2002
<u>Clerk of Courts</u>				
Assets				
Cash in Segregated Accounts	\$862,567	\$30,871,300	(\$30,745,948)	\$987,919
Total Assets	<u>\$862,567</u>	<u>\$30,871,300</u>	<u>(\$30,745,948)</u>	<u>\$987,919</u>
Liabilities				
Deposits Held Due to Others	\$862,567	\$30,871,300	(\$30,745,948)	\$987,919
Total Liabilities	<u>\$862,567</u>	<u>\$30,871,300</u>	<u>(\$30,745,948)</u>	<u>\$987,919</u>
<u>Common Pleas Court - Probate Court</u>				
Assets				
Cash in Segregated Accounts	\$11,448	\$147,323	(\$148,599)	\$10,172
Total Assets	<u>\$11,448</u>	<u>\$147,323</u>	<u>(\$148,599)</u>	<u>\$10,172</u>
Liabilities				
Deposits Held Due to Others	\$11,448	\$147,323	(\$148,599)	\$10,172
Total Liabilities	<u>\$11,448</u>	<u>\$147,323</u>	<u>(\$148,599)</u>	<u>\$10,172</u>
<u>Child Support Enforcement Agency</u>				
Assets				
Cash in Segregated Accounts	\$6,702	\$1,398,509	(\$1,391,168)	\$14,043
Total Assets	<u>\$6,702</u>	<u>\$1,398,509</u>	<u>(\$1,391,168)</u>	<u>\$14,043</u>
Liabilities				
Deposits Held Due to Others	\$6,702	\$1,398,509	(\$1,391,168)	\$14,043
Total Liabilities	<u>\$6,702</u>	<u>\$1,398,509</u>	<u>(\$1,391,168)</u>	<u>\$14,043</u>
<u>County Court</u>				
Assets				
Cash in Segregated Accounts	\$146,172	\$1,770,420	(\$1,691,044)	\$225,548
Total Assets	<u>\$146,172</u>	<u>\$1,770,420</u>	<u>(\$1,691,044)</u>	<u>\$225,548</u>
Liabilities				
Deposits Held Due to Others	\$146,172	\$1,770,420	(\$1,691,044)	\$225,548
Total Liabilities	<u>\$146,172</u>	<u>\$1,770,420</u>	<u>(\$1,691,044)</u>	<u>\$225,548</u>

(Continued)

WARREN COUNTY, OHIO
COMBINING STATEMENT OF CHANGES IN ASSETS AND LIABILITIES
AGENCY FUNDS
FOR THE YEAR ENDED DECEMBER 31, 2002

	Balance December 31, 2001	Additions	Deductions	Balance December 31, 2002
<u>Water Department</u>				
Assets				
Cash in Segregated Accounts	\$1,000	\$15,891	(\$13,756)	\$3,135
Total Assets	<u>\$1,000</u>	<u>\$15,891</u>	<u>(\$13,756)</u>	<u>\$3,135</u>
Liabilities				
Deposits Held Due to Others	\$1,000	\$15,891	(\$13,756)	\$3,135
Total Liabilities	<u>\$1,000</u>	<u>\$15,891</u>	<u>(\$13,756)</u>	<u>\$3,135</u>
<u>Juvenile Court</u>				
Assets				
Cash in Segregated Accounts	\$3,500	\$286,165	(\$285,415)	\$4,250
Total Assets	<u>\$3,500</u>	<u>\$286,165</u>	<u>(\$285,415)</u>	<u>\$4,250</u>
Liabilities				
Deposits Held Due to Others	\$3,500	\$286,165	(\$285,415)	\$4,250
Total Liabilities	<u>\$3,500</u>	<u>\$286,165</u>	<u>(\$285,415)</u>	<u>\$4,250</u>
<u>Prosecuting Attorney</u>				
Assets				
Cash in Segregated Accounts	\$0	\$40,000	(\$40,000)	\$0
Total Assets	<u>\$0</u>	<u>\$40,000</u>	<u>(\$40,000)</u>	<u>\$0</u>
Liabilities				
Deposits Held Due to Others	\$0	\$40,000	(\$40,000)	\$0
Total Liabilities	<u>\$0</u>	<u>\$40,000</u>	<u>(\$40,000)</u>	<u>\$0</u>
<u>Sheriff</u>				
Assets				
Cash in Segregated Accounts	\$20,128	\$386,580	(\$375,789)	\$30,919
Total Assets	<u>\$20,128</u>	<u>\$386,580</u>	<u>(\$375,789)</u>	<u>\$30,919</u>
Liabilities				
Deposits Held Due to Others	\$20,128	\$386,580	(\$375,789)	\$30,919
Total Liabilities	<u>\$20,128</u>	<u>\$386,580</u>	<u>(\$375,789)</u>	<u>\$30,919</u>

(Continued)

WARREN COUNTY, OHIO
COMBINING STATEMENT OF CHANGES IN ASSETS AND LIABILITIES
AGENCY FUNDS
FOR THE YEAR ENDED DECEMBER 31, 2002

	Balance December 31, 2001	Additions	Deductions	Balance December 31, 2002
<u>Engineer</u>				
Assets				
Cash in Segregated Accounts	\$50	\$0	\$0	\$50
Total Assets	<u>\$50</u>	<u>\$0</u>	<u>\$0</u>	<u>\$50</u>
Liabilities				
Deposits Held Due to Others	\$50	\$0	\$0	\$50
Total Liabilities	<u>\$50</u>	<u>\$0</u>	<u>\$0</u>	<u>\$50</u>
<u>Mary Haven</u>				
Assets				
Cash in Segregated Accounts	\$1,669	\$2,686	(\$2,172)	\$2,183
Total Assets	<u>\$1,669</u>	<u>\$2,686</u>	<u>(\$2,172)</u>	<u>\$2,183</u>
Liabilities				
Deposits Held Due to Others	\$1,669	\$2,686	(\$2,172)	\$2,183
Total Liabilities	<u>\$1,669</u>	<u>\$2,686</u>	<u>(\$2,172)</u>	<u>\$2,183</u>
<u>Building Inspection</u>				
Assets				
Cash in Segregated Accounts	\$75	\$0	\$0	\$75
Total Assets	<u>\$75</u>	<u>\$0</u>	<u>\$0</u>	<u>\$75</u>
Liabilities				
Deposits Held Due to Others	\$75	\$0	\$0	\$75
Total Liabilities	<u>\$75</u>	<u>\$0</u>	<u>\$0</u>	<u>\$75</u>
<u>Tax Maps</u>				
Assets				
Cash in Segregated Accounts	\$25	\$0	\$0	\$25
Total Assets	<u>\$25</u>	<u>\$0</u>	<u>\$0</u>	<u>\$25</u>
Liabilities				
Deposits Held Due to Others	\$25	\$0	\$0	\$25
Total Liabilities	<u>\$25</u>	<u>\$0</u>	<u>\$0</u>	<u>\$25</u>

(Continued)

WARREN COUNTY, OHIO
COMBINING STATEMENT OF CHANGES IN ASSETS AND LIABILITIES
AGENCY FUNDS
FOR THE YEAR ENDED DECEMBER 31, 2002

	Balance December 31, 2001	Additions	Deductions	Balance December 31, 2002
<u>Recorder</u>				
Assets				
Cash in Segregated Accounts	\$25	\$0	\$0	\$25
Total Assets	<u>\$25</u>	<u>\$0</u>	<u>\$0</u>	<u>\$25</u>
Liabilities				
Deposits Held Due to Others	\$25	\$0	\$0	\$25
Total Liabilities	<u>\$25</u>	<u>\$0</u>	<u>\$0</u>	<u>\$25</u>
<u>Board of Elections</u>				
Assets				
Cash in Segregated Accounts	\$20	\$0	\$0	\$20
Total Assets	<u>\$20</u>	<u>\$0</u>	<u>\$0</u>	<u>\$20</u>
Liabilities				
Deposits Held Due to Others	\$20	\$0	\$0	\$20
Total Liabilities	<u>\$20</u>	<u>\$0</u>	<u>\$0</u>	<u>\$20</u>
<u>Drug Task Force</u>				
Assets				
Cash and Cash Equivalents	\$127,060	\$405,876	(\$485,877)	\$47,059
Total Assets	<u>\$127,060</u>	<u>\$405,876</u>	<u>(\$485,877)</u>	<u>\$47,059</u>
Liabilities				
Intergovernmental Payables	\$127,060	\$405,876	(\$485,877)	\$47,059
Total Liabilities	<u>\$127,060</u>	<u>\$405,876</u>	<u>(\$485,877)</u>	<u>\$47,059</u>
<u>Refundable Deposits</u>				
Assets				
Cash and Cash Equivalents	\$66,883	\$72,432	(\$36,063)	\$103,252
Total Assets	<u>\$66,883</u>	<u>\$72,432</u>	<u>(\$36,063)</u>	<u>\$103,252</u>
Liabilities				
Deposits Held Due to Others	\$66,883	\$72,432	(\$36,063)	\$103,252
Total Liabilities	<u>\$66,883</u>	<u>\$72,432</u>	<u>(\$36,063)</u>	<u>\$103,252</u>

(Continued)

WARREN COUNTY, OHIO
COMBINING STATEMENT OF CHANGES IN ASSETS AND LIABILITIES
AGENCY FUNDS
FOR THE YEAR ENDED DECEMBER 31, 2002

	Balance December 31, 2001	Additions	Deductions	Balance December 31, 2002
<u>Non-Entity Holdings</u>				
Assets				
Cash and Cash Equivalents	\$6,145,801	\$20,231,236	(\$20,362,129)	\$6,014,908
Total Assets	<u>\$6,145,801</u>	<u>\$20,231,236</u>	<u>(\$20,362,129)</u>	<u>\$6,014,908</u>
Liabilities				
Intergovernmental Payables	\$6,145,801	\$20,231,236	(\$20,362,129)	\$6,014,908
Total Liabilities	<u>\$6,145,801</u>	<u>\$20,231,236</u>	<u>(\$20,362,129)</u>	<u>\$6,014,908</u>
<u>Treasurer</u>				
Assets				
Cash in Segregated Accounts	\$888	\$290,277	(\$285,649)	\$5,516
Total Assets	<u>\$888</u>	<u>\$290,277</u>	<u>(\$285,649)</u>	<u>\$5,516</u>
Liabilities				
Deposits Held Due to Others	\$888	\$290,277	(\$285,649)	\$5,516
Total Liabilities	<u>\$888</u>	<u>\$290,277</u>	<u>(\$285,649)</u>	<u>\$5,516</u>
<u>Real Estate</u>				
Assets				
Cash in Segregated Accounts	\$20	\$0	\$0	\$20
Total Assets	<u>\$20</u>	<u>\$0</u>	<u>\$0</u>	<u>\$20</u>
Liabilities				
Deposits Held Due to Others	\$20	\$0	\$0	\$20
Total Liabilities	<u>\$20</u>	<u>\$0</u>	<u>\$0</u>	<u>\$20</u>
<u>Court Ordered Sheriff Sales</u>				
Assets				
Cash and Cash Equivalents	\$48,782	\$6,349,890	(\$5,982,249)	\$416,423
Total Assets	<u>\$48,782</u>	<u>\$6,349,890</u>	<u>(\$5,982,249)</u>	<u>\$416,423</u>
Liabilities				
Unapportioned Monies	\$48,782	\$6,349,890	(\$5,982,249)	\$416,423
Total Liabilities	<u>\$48,782</u>	<u>\$6,349,890</u>	<u>(\$5,982,249)</u>	<u>\$416,423</u>

(Continued)

WARREN COUNTY, OHIO
COMBINING STATEMENT OF CHANGES IN ASSETS AND LIABILITIES
AGENCY FUNDS
FOR THE YEAR ENDED DECEMBER 31, 2002

	Balance December 31, 2001	Additions	Deductions	Balance December 31, 2002
<u>Massie Wayne Capacity Fees</u>				
Assets				
Cash and Cash Equivalents	\$19,325	\$40,735	(\$56,170)	\$3,890
Total Assets	<u>\$19,325</u>	<u>\$40,735</u>	<u>(\$56,170)</u>	<u>\$3,890</u>
Liabilities				
Intergovernmental Payables	\$19,325	\$40,735	(\$56,170)	\$3,890
Total Liabilities	<u>\$19,325</u>	<u>\$40,735</u>	<u>(\$56,170)</u>	<u>\$3,890</u>
<u>Warren County Board of MRDD</u>				
Assets				
Cash in Segregated Accounts	\$14,887	\$19,323	(\$19,874)	\$14,336
Total Assets	<u>\$14,887</u>	<u>\$19,323</u>	<u>(\$19,874)</u>	<u>\$14,336</u>
Liabilities				
Deposits Held Due to Others	\$14,887	\$19,323	(\$19,874)	\$14,336
Total Liabilities	<u>\$14,887</u>	<u>\$19,323</u>	<u>(\$19,874)</u>	<u>\$14,336</u>
<u>Non-Participant Rotary</u>				
Assets				
Cash and Cash Equivalents	\$0	\$184,622	(\$184,300)	\$322
Total Assets	<u>\$0</u>	<u>\$184,622</u>	<u>(\$184,300)</u>	<u>\$322</u>
Liabilities				
Deposits Held Due to Others	\$0	\$184,622	(\$184,300)	\$322
Total Liabilities	<u>\$0</u>	<u>\$184,622</u>	<u>(\$184,300)</u>	<u>\$322</u>
<u>Records Center</u>				
Assets				
Cash in Segregated Accounts	\$50	\$0	\$0	\$50
Total Assets	<u>\$50</u>	<u>\$0</u>	<u>\$0</u>	<u>\$50</u>
Liabilities				
Deposits Held Due to Others	\$50	\$0	\$0	\$50
Total Liabilities	<u>\$50</u>	<u>\$0</u>	<u>\$0</u>	<u>\$50</u>

(Continued)

WARREN COUNTY, OHIO
COMBINING STATEMENT OF CHANGES IN ASSETS AND LIABILITIES
AGENCY FUNDS
FOR THE YEAR ENDED DECEMBER 31, 2002

	Balance December 31, 2001	Additions	Deductions	Balance December 31, 2002
<u>Total - All Agency Funds</u>				
Assets				
Cash and Cash Equivalents	\$12,773,998	\$473,965,381	(\$470,771,584)	\$15,967,795
Cash in Segregated Accounts	1,069,226	35,228,474	(34,999,414)	1,298,286
Taxes Receivable	133,746,819	146,570,359	(133,746,819)	146,570,359
Total Assets	<u>\$147,590,043</u>	<u>\$655,764,214</u>	<u>(\$639,517,817)</u>	<u>\$163,836,440</u>
Liabilities				
Intergovernmental Payables	\$140,039,005	\$167,248,206	(\$154,650,995)	\$152,636,216
Unapportioned Monies	5,778,524	405,701,243	(402,364,161)	9,115,606
Payroll Withholding	405,929	47,136,278	(47,130,567)	411,640
Deposits Held Due to Others	1,366,585	35,678,487	(35,372,094)	1,672,978
Total Liabilities	<u>\$147,590,043</u>	<u>\$655,764,214</u>	<u>(\$639,517,817)</u>	<u>\$163,836,440</u>

GENERAL FIXED ASSETS ACCOUNT GROUP

The General Fixed Assets Account Group is used to account for fixed assets other than those accounted for in the proprietary funds.

WARREN COUNTY, OHIO
SCHEDULE OF GENERAL FIXED ASSETS
BY SOURCE
DECEMBER 31, 2002

General Fixed Assets:

Land and Land Improvements	\$1,868,700
Buildings, Structures and Improvements	48,179,026
Furniture, Fixtures and Equipment	20,960,409
Construction in Progress	488,993
Total General Fixed Assets	<u><u>\$71,497,128</u></u>

Investment in General Fixed Assets from:

Acquired prior to January 1, 1988	\$5,151,391
General Fund	13,874,433
Special Revenue Funds	8,972,424
Capital Project Funds	43,498,323
Donations	557
Total Investment	<u><u>\$71,497,128</u></u>

WARREN COUNTY, OHIO
SCHEDULE OF GENERAL FIXED ASSETS
BY CATEGORY
DECEMBER 31, 2002

<u>Function and Category</u>	<u>Land and Land Improvements</u>	<u>Buildings, Structures and Improvements</u>	<u>Furniture, Fixtures and Equipment</u>	<u>Total</u>
Legislative and Executive	\$1,680,000	\$44,941,611	\$5,541,713	\$52,163,324
Judicial	0	0	734,565	734,565
Public Safety	109,500	2,950,298	7,264,411	10,324,209
Public Works	0	0	3,399,445	3,399,445
Health	0	0	180,812	180,812
Human Services	79,200	287,117	3,836,821	4,203,138
Community and Economic Development	<u>0</u>	<u>0</u>	<u>2,642</u>	<u>2,642</u>
	<u>\$1,868,700</u>	<u>\$48,179,026</u>	<u>\$20,960,409</u>	<u>71,008,135</u>
Construction in Progress				<u>488,993</u>
				<u>\$71,497,128</u>

WARREN COUNTY, OHIO
SCHEDULE OF CHANGES IN GENERAL FIXED ASSETS
BY FUNCTION AND ACTIVITY
FOR THE YEAR ENDED DECEMBER 31, 2002

Function	December 31, 2001	Transfers	Additions	Deletions	December 31, 2002
Legislative and Executive	\$48,756,145	\$19,139	\$3,785,414	(\$397,373)	\$52,163,325
Judicial	717,194	0	21,606	(4,235)	734,565
Public Safety	8,942,488	0	1,614,346	(232,625)	10,324,209
Public Works	3,280,856	0	204,972	(86,384)	3,399,444
Health	154,240	0	41,631	(15,059)	180,812
Human Services	4,071,257	(19,139)	376,174	(225,154)	4,203,138
Community and Economic Development	<u>2,642</u>	<u>0</u>	<u>0</u>	<u>0</u>	<u>2,642</u>
Total General Fixed Assets	<u>65,924,822</u>	<u>0</u>	<u>6,044,143</u>	<u>(960,830)</u>	<u>71,008,135</u>
Construction in Progress	<u>3,405,901</u>	<u>0</u>	<u>376,417</u>	<u>(3,293,325)</u>	<u>488,993</u>
	<u>\$69,330,723</u>	<u>\$0</u>	<u>\$6,420,560</u>	<u>(\$4,254,155)</u>	<u>\$71,497,128</u>

STATISTICAL SECTION

***T**HE FOLLOWING UNAUDITED STATISTICAL TABLES REFLECT SOCIAL AND ECONOMIC DATA, FINANCIAL TRENDS AND FISCAL CAPACITY OF THE COUNTY.*

WARREN COUNTY, OHIO
GENERAL GOVERNMENTAL EXPENDITURES BY FUNCTION (1)
LAST TEN YEARS

Year	General Governmental	Public Safety	Public Works	Health	Human Services	Community Development	Capital Outlay	Debt Service	Total
1993	\$9,916,161	\$5,773,109	\$4,852,171	\$237,042	\$14,352,342	\$317,426	\$2,196,698	\$1,560,626	\$39,205,575
1994	10,629,478	6,168,627	4,074,172	626,128	16,260,651	505,955	10,639,965	1,453,026	50,358,002
1995	11,687,555	6,747,627	4,472,435	781,936	17,491,284	474,675	11,731,374	1,910,388	55,297,274
1996	14,343,144	8,833,730	5,603,955	743,790	18,589,201	396,466	8,931,839	2,026,472	59,468,597
1997	13,542,009	9,048,658	5,013,316	715,476	18,905,406	594,568	4,853,592	2,200,767	54,873,792
1998	16,171,983	9,844,353	6,215,777	729,713	20,522,603	982,644	5,307,122	2,431,876	62,206,071
1999	17,833,782	11,385,644	7,087,106	789,203	22,693,350	720,884	9,124,342	2,454,895	72,089,206
2000	19,864,416	13,035,719	5,859,505	738,075	24,524,141	714,868	16,266,700	3,041,965	84,045,389
2001	21,972,707	14,022,562	5,663,208	731,368	28,077,320	443,890	11,430,252	2,601,639	84,942,946
2002	23,389,034	17,337,300	5,895,132	742,254	28,267,899	616,826	4,460,160	2,419,238	83,127,843

(1) Includes General Fund, Special Revenue Funds, Debt Service Funds and Capital Projects Funds.

Source: Warren County Auditor's Office.

WARREN COUNTY, OHIO
GENERAL GOVERNMENTAL REVENUES BY SOURCE (1)
LAST TEN YEARS

Year	Taxes	Inter-Governmental Revenue	Charges for Services	Licenses and Permits	Earnings on Investments	Special Assessments	Fines and Forfeitures	Other Revenues	Total
1993	\$20,211,494	\$17,950,921	\$4,339,513	\$21,550	\$1,705,741	\$1,506,130	\$594,778	\$1,093,533	\$47,423,660
1994	21,314,665	19,628,735	5,842,161	22,320	2,376,261	1,291,085	669,973	868,240	52,013,440
1995	23,349,157	22,550,206	4,778,934	21,709	3,349,382	1,466,991	591,975	1,109,669	57,218,023
1996	25,082,063	20,882,072	5,718,630	21,779	3,867,812	1,534,093	683,138	1,383,895	59,173,482
1997	24,935,435	21,824,341	6,399,518	27,264	4,003,551	1,383,654	718,225	2,171,059	61,463,047
1998	28,194,987	22,890,370	7,755,134	19,839	4,515,496	2,359,414	605,723	1,700,707	68,041,670
1999	30,761,098	24,597,622	7,364,474	18,903	4,840,779	1,678,969	557,246	1,617,288	71,436,379
2000	30,555,847	25,449,680	7,759,460	19,355	6,463,951	2,222,249	761,993	1,523,739	74,756,274
2001	32,982,064	28,279,040	9,105,290	16,087	6,255,856	2,040,662	672,096	1,219,372	80,570,467
2002	33,918,134	30,449,878	9,757,839	17,718	3,762,732	1,570,886	740,875	1,717,964	81,936,026

(1) Includes General Fund, Special Revenue Funds, Debt Service Funds and Capital Projects Funds.

Source: Warren County Auditor's Office.

WARREN COUNTY, OHIO
PROPERTY TAX LEVIES AND COLLECTIONS
LAST TEN YEARS

<u>Collection Year</u>	<u>Total Tax Levy</u>	<u>Current Tax Collections</u>	<u>Current Taxes Collected as a Percent of Current Taxes Levied</u>	<u>Delinquent Tax Collections</u>	<u>Total Tax Collections</u>	<u>Total Collections as a Percent of Current Taxes Levied</u>
1993	\$9,653,065	\$9,379,015	97.16%	\$366,507	\$9,745,522	100.96%
1994	10,176,649	9,934,445	97.62%	434,620	10,369,065	101.89%
1995	11,064,709	10,945,448	98.92%	304,974	11,250,422	101.68%
1996	11,687,957	11,400,274	97.54%	331,107	11,731,381	100.37%
1997	8,967,509	8,830,147	98.47%	197,277	9,027,424	100.67%
1998	9,714,396	9,592,472	98.74%	227,857	9,820,329	101.09%
1999	9,642,984	9,533,848	98.87%	254,497	9,788,345	101.51%
2000	8,279,846	8,110,109	97.95%	251,708	8,361,817	100.99%
2001	8,674,070	8,578,655	98.90%	310,782	8,889,437	102.48%
2002	8,848,333	8,723,572	98.59%	244,213	8,967,785	101.35%

Source: Warren County Auditor's Office.

WARREN COUNTY, OHIO
ASSESSED VALUATIONS AND ESTIMATED TRUE VALUES
OF TAXABLE PROPERTY
LAST TEN YEARS

Collection Year	Real Property		Public Utility Personal Property		Tangible Personal Property		Total		Assessed Value as a Percent of Actual Value
	Assessed	Estimated Actual	Assessed	Estimated Actual	Assessed	Estimated Actual	Assessed	Estimated Actual	
1993	\$1,243,701,100	\$3,553,431,714	\$173,547,198	\$197,212,725	\$175,360,672	\$701,442,688	\$1,592,608,970	\$4,452,087,127	35.77%
1994	1,313,743,870	3,753,553,914	192,134,340	218,334,477	182,759,871	731,039,484	1,688,638,081	4,702,927,875	35.91%
1995	1,595,178,370	4,557,652,485	185,048,730	210,282,647	190,785,422	763,141,688	1,971,012,522	5,531,076,820	35.64%
1996	1,698,827,910	4,853,794,028	180,306,020	204,893,204	211,261,673	845,046,692	2,090,395,603	5,903,733,924	35.41%
1997	1,817,904,590	5,194,013,114	182,470,220	207,352,552	241,030,001	964,120,004	2,241,404,811	6,365,485,670	35.21%
1998	2,159,880,840	6,171,088,114	181,185,325	205,892,415	261,131,177	1,044,524,708	2,602,197,342	7,421,505,237	35.06%
1999	2,318,945,940	6,625,559,830	184,842,000	210,047,727	296,287,893	1,185,151,572	2,800,075,833	8,020,759,129	34.91%
2000	2,504,545,530	7,155,844,370	182,182,735	207,025,835	326,109,551	1,304,438,200	3,012,837,816	8,667,308,405	34.76%
2001	3,097,545,080	8,850,128,800	187,827,770	213,440,650	386,747,993	1,546,991,980	3,672,120,843	10,610,561,430	34.61%
2002	3,316,879,100	9,476,797,430	132,558,680	150,634,870	425,999,708	1,703,998,830	3,875,437,488	11,331,431,130	34.20%

Source: Warren County Auditor's Office.

WARREN COUNTY, OHIO
PROPERTY TAX RATES OF ALL DIRECT AND OVERLAPPING GOVERNMENTS
(PER \$1,000 OF ASSESSED VALUATIONS)
LAST TEN YEARS

Levy Year	1992	1993	1994	1995	1996	1997	1998	1999	2000	2001
Collection Year	1993	1994	1995	1996	1997	1998	1999	2000	2001	2002
COUNTY ENTITY:										
General Fund	2.60	2.60	2.57	2.57	1.00	1.00	0.75	-	-	-
Board of Mental Retardation	4.00	4.00	4.00	4.00	4.00	4.00	4.00	4.00	4.00	4.00
Total County Entity	6.60	6.60	6.57	6.57	5.00	5.00	4.75	4.00	4.00	4.00
OTHER ENTITIES:										
Warren County Combined										
Health District	0.50	0.50	0.50	0.50	0.50	0.50	0.50	0.50	0.50	0.50
Total County Levy	7.10	7.10	7.07	7.07	5.50	5.50	5.25	4.50	4.50	4.50
SPECIAL DISTRICTS:										
Warren/Clinton Community										
Mental Health	1.00	1.00	1.00	1.00	1.00	1.00	1.00	1.00	1.00	1.00
Franklin Carlisle Joint										
Emergency Medical Service	1.80	1.80	1.80	1.80	1.80	1.80	1.80	1.80	1.80	1.80
SCHOOL DISTRICTS:										
Springboro	45.70	45.20	44.71	53.10	53.00	51.71	51.70	54.88	51.96	51.06
Lebanon	45.12	44.62	51.13	51.13	51.13	51.13	51.03	50.63	50.63	55.53
Wayne	44.26	44.15	47.90	53.50	53.16	51.00	50.75	50.40	48.85	48.75
Miamisburg	-	-	-	-	-	-	-	-	-	-
Mason	51.07	51.00	50.78	53.26	62.36	61.95	61.95	61.95	64.57	71.11
Kings	45.20	50.30	53.48	53.48	53.13	52.48	52.48	53.57	52.83	56.58
Princeton	42.24	42.24	42.24	42.24	42.24	42.24	42.24	46.19	46.19	46.19
Franklin	44.55	44.55	44.28	50.08	50.08	49.83	49.83	49.83	50.25	50.08
Middletown	33.23	32.88	32.88	38.20	37.03	36.63	36.56	35.33	34.98	34.78
Carlisle	42.70	42.70	42.71	42.71	42.71	43.71	50.52	50.52	49.86	49.61
Little Miami	45.44	44.99	43.65	43.40	43.15	48.36	47.59	46.05	44.34	43.89
Loveland	57.46	56.69	56.13	55.44	60.14	59.58	64.21	63.79	70.14	70.14
Goshen	30.40	30.40	30.40	30.40	30.40	26.40	26.40	30.40	30.40	30.40
Blanchester	34.40	34.15	33.90	33.80	33.45	33.45	33.45	36.04	36.04	35.94
Clinton Massie	34.50	32.70	32.55	32.50	31.80	31.80	31.80	30.20	30.00	38.21
Sugarcreek	58.50	63.20	63.50	64.30	63.35	63.35	64.70	64.24	63.58	63.50
Xenia	41.10	41.10	40.80	40.40	39.50	39.30	39.10	38.70	38.50	38.60

(Continued)

WARREN COUNTY, OHIO
PROPERTY TAX RATES OF ALL DIRECT AND OVERLAPPING GOVERNMENTS
(PER \$1,000 OF ASSESSED VALUATIONS)
LAST TEN YEARS

Levy Year Collection Year	1992 1993	1993 1994	1994 1995	1995 1996	1996 1997	1997 1998	1998 1999	1999 2000	2000 2001	2001 2002
JOINT VOCATIONAL SCHOOL DISTRICTS:										
Warren County	4.50	4.50	4.50	4.50	4.50	4.50	4.50	4.50	4.50	4.50
Great Oaks	2.70	2.70	2.70	2.70	2.70	2.70	2.70	2.70	2.70	2.70
Miami Valley Career Tech Center	1.98	2.58	2.58	2.58	2.58	2.58	2.58	2.58	2.58	2.58
Greene County	3.45	3.45	3.45	3.45	3.45	3.45	3.45	3.45	3.45	3.45
Butler County							1.93	1.93	1.93	1.93
TOWNSHIPS:										
Clearcreek	11.60	11.60	11.62	11.62	11.62	11.62	11.62	13.12	13.12	16.97
Deerfield	8.05	7.05	7.05	5.80	4.30	4.80	9.75	9.75	9.75	10.60
Franklin	3.60	3.60	3.62	3.62	3.62	3.62	3.62	3.62	3.62	3.62
Hamilton	8.30	8.30	8.30	8.30	10.30	10.30	10.30	10.30	10.30	10.30
Harlan	9.20	8.20	8.22	8.22	7.22	7.22	7.22	7.22	8.72	8.72
Massie	8.00	8.00	8.03	8.03	8.03	8.03	8.03	8.03	8.03	8.03
Salem	5.70	5.70	4.72	4.72	6.72	6.72	6.72	6.72	6.72	8.62
Turtlecreek	5.60	5.60	5.62	5.62	5.62	5.62	5.62	5.62	5.62	5.62
Union	6.20	6.20	6.20	5.20	5.20	5.20	6.20	6.20	6.20	6.20
Washington	3.76	3.76	4.78	4.78	4.78	4.78	4.78	4.78	4.78	4.78
Wayne	5.25	7.05	7.07	7.07	7.07	7.07	7.07	7.07	7.07	7.07

WARREN COUNTY, OHIO
PROPERTY TAX RATES OF ALL DIRECT AND OVERLAPPING GOVERNMENTS
(PER \$1,000 OF ASSESSED VALUATIONS)
LAST TEN YEARS

Levy Year Collection Year	1992 1993	1993 1994	1994 1995	1995 1996	1996 1997	1997 1998	1998 1999	1999 2000	2000 2001	2001 2002
MUNICIPALITIES:										
Springboro	1.10	1.10	1.11	1.11	1.11	1.11	1.11	1.11	1.11	1.11
Mason	1.90	1.90	1.89	1.89	1.89	1.87	7.32	7.32	7.32	7.32
Carlisle	2.90	2.90	2.92	2.92	2.92	2.92	2.92	2.92	2.92	2.92
Franklin	2.85	2.85	2.82	2.82	2.82	2.80	2.81	2.83	2.83	2.83
Middletown	5.18	5.18	5.16	5.03	4.96	4.96	5.01	5.11	4.51	4.51
Loveland	9.41	9.69	9.72	9.72	9.72	9.72	9.72	9.72	9.72	11.72
Maineville	6.70	6.70	6.72	6.72	6.72	6.72	6.72	6.72	6.72	1.72
Butler	1.70	1.70	1.71	1.71	1.71	1.71	1.71	1.71	1.71	1.71
Pleasant Plain	1.80	1.80	1.82	1.82	1.82	1.82	1.82	1.82	1.82	1.82
Blanchester	5.40	5.40	5.40	6.30	6.30	6.30	6.30	6.30	6.30	6.30
Harveysburg	9.30	9.30	8.32	8.32	6.32	4.82	5.82	5.82	5.82	5.82
Morrow	9.50	9.50	9.51	7.51	7.51	7.51	7.51	7.51	7.51	1.71
Monroe	9.05	8.49	8.51	8.51	8.51	8.51	8.51	8.51	10.51	10.51
Lebanon	6.80	6.70	6.62	6.62	6.52	6.32	6.32	7.82	7.72	7.22
South Lebanon	1.20	1.20	1.20	1.20	1.20	1.20	1.20	1.20	1.20	1.30
Corwin	2.30	2.30	2.32	2.32	2.32	2.32	2.32	2.32	2.32	2.32
Waynesville	12.30	12.30	9.82	9.82	9.82	9.82	9.82	10.32	10.32	10.32

Source: Warren County Auditor's Office

WARREN COUNTY, OHIO
SPECIAL ASSESSMENT LEVIES AND COLLECTIONS
LAST TEN YEARS

Levy Year/ Collection Year	Current Assessments Levied	Current Assessments Collected	Current Assessment Collected as a Percent of Current Assessments Levied	Delinquent Assessments Collected	Total Assessments Collected	Delinquent Assessments Collected as a Percent of Total Assessments Collected	Total Collections as a Percent of Current Assessments Levied	Accumulated Delinquencies
1992/1993	\$1,187,778	\$1,122,127	94.47%	\$53,170	\$1,175,297	4.52%	98.95%	\$92,149
1993/1994	1,203,695	1,152,913	95.78%	48,464	1,201,377	4.03%	99.81%	107,824
1994/1995	1,330,836	1,279,381	96.13%	58,146	1,337,527	4.35%	100.50%	118,153
1995/1996	1,304,512	1,262,075	96.75%	101,982	1,364,057	7.48%	104.56%	70,798
1996/1997	1,335,517	1,279,457	95.80%	50,123	1,329,580	3.77%	99.56%	83,195
1997/1998	1,321,180	1,271,039	96.20%	74,618	1,345,657	5.55%	101.85%	67,821
1998/1999	1,710,474	1,638,965	95.82%	46,755	1,685,720	2.77%	98.55%	100,731
1999/2000	1,588,535	1,496,298	94.19%	154,259	1,650,557	9.35%	103.90%	126,221
2000/2001	1,688,391	1,608,514	95.27%	88,101	1,696,615	5.19%	100.49%	137,336
2001/2002	1,577,260	1,503,891	95.35%	79,116	1,583,007	5.00%	100.36%	140,500

Source: Warren County Auditor's Office.

WARREN COUNTY, OHIO
COMPUTATION OF LEGAL DEBT MARGIN
DECEMBER 31, 2002

Direct Legal Debt Limitation:			
3.0% of the first \$100,000,000 assessed valuation			\$3,000,000
1.5% on excess of \$100,000,000, not in excess of \$300,000,000			3,000,000
2.5% on the amount in excess of \$300,000,000			89,395,937
Total Direct Legal Debt Limitation			95,395,937
Total of all County Debt Outstanding		59,070,205	
Less:			
Special Assessment Bonds	15,003,000		
State Loan Payable	6,202,257		
Enterprise Fund Revenue Bonds	27,459,124		
OWDA Loan - Sewer	1,455,575		
OPWC Loan - Road	431,322		
Long-Term Contracts	1,879,048		
Total Exempt Debt	(52,430,326)		
Less:			
Funds Available in Debt Service Funds at December 31, 2002 (This does not include monies held by Special Assessments)		0	
Total Net Indebtedness Subject to Direct Debt Limitation			6,639,879
Direct Legal Debt Margin			\$88,756,058
Unvoted Debt Limitation		38,754,374	
Total Net Indebtedness		(6,639,879)	
Total Unvoted Legal Debt Margin			\$32,114,495

Source: Warren County Auditor's Office.

WARREN COUNTY, OHIO
RATIO OF NET GENERAL BONDED DEBT TO ASSESSED
VALUE AND NET BONDED DEBT PER CAPITA
LAST TEN YEARS

Collection Year	Population (1)	Assessed Values	Gross Bonded Debt (2)	Debt Service Fund Balance (2)	Net General Bonded Debt	Ratio of Net Bonded Debt to Assessed Valuation	Net Bonded Debt Per Capita
1993	113,909	\$1,592,608,970	\$1,660,000	\$3,224	\$1,656,776	0.104%	\$14.54
1994	113,909	1,688,638,081	1,605,000	3,223	1,601,777	0.095%	14.06
1995	113,909	1,971,012,522	8,560,000	0	8,560,000	0.434%	75.15
1996	113,909	2,090,395,603	8,495,000	0	8,495,000	0.406%	74.58
1997	113,909	2,241,404,811	8,275,000	0	8,275,000	0.369%	72.65
1998	113,909	2,602,197,342	8,020,000	0	8,020,000	0.308%	70.41
1999	113,909	2,800,075,833	7,750,000	0	7,750,000	0.277%	68.04
2000	158,383	3,012,837,816	7,460,000	0	7,460,000	0.248%	47.10
2001	158,383	3,672,120,843	7,160,000	0	7,160,000	0.195%	45.21
2002	158,383	3,875,437,488	6,840,000	0	6,840,000	0.176%	43.19

(1) Source: U.S. Bureau of Census.

(2) Warren County Auditor's Office. Excludes general obligation debt reported in the enterprise funds.
Excludes the following debt service funds: Special Assessment Fund and Tax Increment Financing Fund.

WARREN COUNTY, OHIO
RATIO OF ANNUAL DEBT SERVICE FOR GENERAL BONDED
DEBT (1) TO TOTAL GENERAL GOVERNMENTAL EXPENDITURES
LAST TEN YEARS

Year	General Obligation Principal	General Obligation Interest	Total General Bonded Debt Service	Total General Governmental Expenditures (2)	Percent of Total General Bonded Debt Service to Total General Governmental Expenditures
1993	\$50,000	\$117,603	\$167,603	\$39,205,575	0.43%
1994	55,000	113,380	168,380	50,358,002	0.33%
1995	60,000	216,052	276,052	55,149,750	0.50%
1996	65,000	463,931	528,931	59,468,597	0.89%
1997	220,000	460,048	680,048	54,873,792	1.24%
1998	255,000	449,788	704,788	62,206,071	1.13%
1999	270,000	437,558	707,558	72,089,206	0.98%
2000	290,000	424,370	714,370	84,045,389	0.85%
2001	300,000	409,840	709,840	84,942,946	0.84%
2002	320,000	394,596	714,596	83,127,843	0.86%

(1) Excluding general obligation debt reported in the enterprise funds.

(2) Includes General, Special Revenue, Debt Service, and Capital Projects Funds.

Source: Warren County Auditor's Office.

WARREN COUNTY, OHIO
COMPUTATION OF DIRECT AND OVERLAPPING
GENERAL OBLIGATION DEBT
DECEMBER 31, 2002

	<u>Debt Outstanding (1)</u>	<u>Percent Applicable to County</u>	<u>Amount Applicable to County</u>
Direct Debt: County	\$7,305,000	100.00%	\$7,305,000
Overlapping Debt: School Districts			
Carlisle LSD	1,132,598	73.24%	829,515
Mason CSD	8,800,000	99.62%	8,766,560
Kings LSD	282,649	100.00%	282,649
Townships:			
Clearcreek	1,950,000	96.04%	1,872,780
Deerfield	9,124,961	100.00%	9,124,961
Harlan	7,500	100.00%	7,500
Municipalities:			
Mason	14,869,000	100.00%	14,869,000
Springboro	15,634,000	95.55%	14,938,287
Franklin	10,690,600	100.00%	10,690,600
Lebanon	13,084,224	100.00%	13,084,224
Waynesville	1,563,430	100.00%	1,563,430
Carlisle	2,543,258	95.09%	2,418,384
Middletown	38,694,668	8.30%	3,211,657
Loveland	4,500,000	2.60%	117,000
Monroe	2,700,000	7.00%	189,000
Overlapping Debt	<u>125,576,888</u>	65.27%	<u>81,965,547</u>
Total Direct and Overlapping General Obligation Debt	<u><u>\$132,881,888</u></u>	67.18%	<u><u>\$89,270,547</u></u>

(1) Includes general obligation bonds and enterprise general obligation notes.

Source: Warren County Auditor's Office.

WARREN COUNTY, OHIO
REVENUE BOND COVERAGE - WATER
LAST TEN YEARS

Year	Revenues (1)	Operating Expenses Excluding Depreciation	Net Revenue Available for Debt Service	Maximum Annual Revenue Bond Debt Service Requirement	Coverage Excluding Tap-in Fees (3)	Tap-in Fees (2)	Coverage Including Tap-in Fees (3)
1993	\$4,368,847	\$1,967,679	\$2,401,168	\$902,069	2.66	\$1,398,082	4.21
1994	4,294,355	1,942,215	2,352,140	1,121,055	2.10	1,775,683	3.68
1995	4,517,949	1,772,304	2,745,645	2,077,169	1.32	2,007,881	2.29
1996	4,605,104	2,403,650	2,201,454	1,926,905	1.14	1,862,912	2.11
1997	5,180,635	2,576,416	2,604,219	1,931,770	1.35	3,186,297	3.00
1998	6,460,775	3,000,211	3,460,564	1,695,967	2.04	4,866,661	4.91
1999	7,657,458	3,495,012	4,162,446	1,906,305	2.18	5,442,949	5.04
2000	6,977,902	5,079,053	1,898,849	1,908,938	0.99	3,579,226	2.87
2001	7,171,564	5,356,289	1,815,275	1,918,365	0.95	4,589,704	3.34
2002	7,841,950	5,809,187	2,032,763	1,224,685	1.66	3,576,274	4.58

(1) Including Investment Income.

(2) Tap-in fees are the initial fee to new customers for connection to the existing system and are accounted for as nonoperating revenues - capital contributions - tap in fees.

(3) The Bond Council for the County is of the opinion that tap-in fees should be included in the calculation for enterprise revenue bond coverage.

Source: Warren County Auditor's Office.

WARREN COUNTY, OHIO
REVENUE BOND COVERAGE - SEWER
LAST TEN YEARS

Year	Revenues (1)	Operating Expenses Excluding Depreciation	Net Revenue Available for Debt Service	Maximum Annual Revenue Bond Debt Service Requirement	Coverage Excluding Tap-in Fees (3)	Tap-in Fees (2)	Coverage Including Tap-in Fees (3)
1993	\$2,780,780	\$1,736,108	\$1,044,672	\$690,879	1.51	\$670,667	2.48
1994	3,323,714	2,038,521	1,285,193	860,545	1.49	1,197,056	2.88
1995	4,769,719	2,938,734	1,830,985	869,183	2.11	1,444,006	3.77
1996	4,314,718	2,683,459	1,631,259	1,098,375	1.49	1,485,735	2.84
1997	4,193,858	2,506,084	1,687,774	1,105,643	1.53	2,473,356	3.76
1998	4,685,669	2,716,302	1,969,367	1,105,543	1.78	3,721,494	5.15
1999	5,067,572	3,081,207	1,986,365	1,102,568	1.80	3,928,631	5.36
2000	5,071,896	3,367,974	1,703,922	1,092,758	1.56	3,471,851	4.74
2001	5,287,985	3,643,844	1,644,141	1,106,600	1.49	4,020,712	5.12
2002	6,110,052	4,455,744	1,654,308	766,645	2.16	2,796,828	5.81

(1) Including Investment Income.

(2) Tap-in fees are the initial fee to new customers for connection to the existing system and are accounted for as nonoperating revenues - capital contributions - tap in fees.

(3) The Bond Council for the County is of the opinion that tap-in fees should be included in the calculation for enterprise revenue bond coverage.

Source: Warren County Auditor's Office.

**WARREN COUNTY, OHIO
DEMOGRAPHIC STATISTICS**

Population (1)	
Year	Population
1970	85,505
1980	99,276
1990	113,909
1996	113,909
1997	113,909
1998	113,909
1999	113,909
2000	158,383
2001	158,383
2002	158,383

Unemployment (2)			
Year	County	State	U.S.
1993	5.70%	6.10%	6.00%
1994	5.30%	5.50%	6.10%
1995	4.20%	4.80%	5.60%
1996	3.80%	4.90%	5.40%
1997	3.00%	4.60%	4.90%
1998	3.00%	4.30%	4.50%
1999	2.60%	3.80%	3.70%
2000	2.50%	3.70%	3.70%
2001	3.40%	4.50%	5.40%
2002	3.60%	5.20%	5.70%

Income and Purchasing Power (3)

Population 12/31/02 (thousands)	167.5
Households (thousands)	59.6
Total Effective Buying Income (thousands)	\$3,335,783
Median Household EBI*	47,638
Percent of Households by EBI Groups	
\$20,000 - \$34,999	19.2
\$35,000 - \$49,999	20.1
\$50,000 and Over	47.2
Total Retail Sales (thousands)	
Food Stores	274,552
Eating and Drinking Places	147,600
Furniture, Home Furnishings, Appliance	1,527
Automotive Dealers	524,696
General Merchandise	199,593

Warren County

*EBI (Effective Buying Income) is a bulk measurement of market potential. It is personal income less personal tax and non-tax payments or disposable personal income.

(1) Source: U.S. Bureau of Census.
(2) Source: Ohio Bureau of Employment Services.

(3) Source: 2002 Sales and Marketing Management, Survey of Buying Power.

WARREN COUNTY, OHIO
PROPERTY VALUE, CONSTRUCTION AND BANK DEPOSITS
LAST TEN YEARS

Year	Building Permits (2)		Assessed Value (3)	Bank Deposits (1)
	Number of Permits Issued	Estimated Value		
1993	1,332	\$153,780,880	\$1,592,608,970	\$411,164,000
1994	1,533	178,798,323	1,688,638,081	422,581,000
1995	1,527	174,742,338	1,971,012,522	460,950,000
1996	1,542	153,790,226	2,090,395,603	465,584,000
1997	1,919	196,852,435	2,241,404,811	523,595,000
1998	2,220	222,905,877	2,602,197,342	521,795,000
1999	2,356	232,267,756	2,800,075,833	533,873,000
2000	2,204	210,864,401	3,012,837,816	548,623,000
2001	2,446	253,755,166	3,672,120,843	618,781,000
2002	2,414	277,780,036	3,875,437,488	660,464,000

(1) Source: Federal Reserve Bank

(2) Source: Warren County Building Department. Includes County and Contracting Municipalities.

(3) Source: Warren County Auditor's Office

WARREN COUNTY, OHIO
PRINCIPAL TAXPAYERS (PROPERTY TAX)
DECEMBER 31, 2002

<u>Taxpayer</u>	<u>Type of Business</u>	<u>2002 Assessed Valuation (Tax Duplicate)</u>	<u>Percentage of Total Assessed Valuation</u>
1. Cincinnati Gas & Electric Company	Utility	\$64,329,730	1.66%
2. Duke Realty Ltd.	Commercial	40,492,520	1.04%
3. Kings Island Company	Commercial	36,185,140	0.93%
4. Mitsubishi Electric Mfg.	Manufacturing	22,914,160	0.59%
5. Proctor & Gamble Company	Research	17,625,050	0.45%
6. Texas Eastern Transmission	Utility	15,776,800	0.41%
7. Sumitomo Sitix Silicon	Manufacturing	15,388,360	0.40%
8. SEI Brakes, Inc.	Manufacturing	15,302,920	0.39%
9. UBE Automotive	Manufacturing	14,713,620	0.38%
10. Cintas Corporation	Manufacturing	14,675,940	0.38%
	Subtotal	<u>257,404,240</u>	<u>6.63%</u>
	All Other	<u>3,618,033,248</u>	<u>93.37%</u>
	Total	<u><u>\$3,875,437,488</u></u>	<u><u>100.00%</u></u>

Source: Warren County Auditor

WARREN COUNTY, OHIO
MISCELLANEOUS STATISTICS
DECEMBER 31, 2002

Date Established	1803	<u>Ten Largest Private Employers</u>	<u>Number of</u>
County Seat	Lebanon, Ohio	Cintas Corporation	Employees
Area (square miles)	408	Financial & Credit Services Group	1,800
Number of Political Subdivisions		Proctor & Gamble Health Care Research Center	1,765
Within the County		Anthem Blue Cross and Blue Shield	1,700
Municipalities	17	Luxottica Retail	1,137
Townships	11	G.E. Capital Consumer Card Company	950
School Districts	21	Quebecor	825
Special Districts	4	SEI Brakes	610
Number of County Employees	1,241	Siemens Business Service, Inc.	532
Source: Warren County Auditor's Office.		Blackhawk Automotive Plastics, Inc.	525
		<u>Five Largest Public and Health Employers</u>	500
		Warren County Government	1,241
		Mason City School District	1,063
		Lebanon Correctional Institute	530
		Lebanon City School District	501
		Kings Local School District	450

Source: Warren County Auditor's Office and
Warren County Office of Economic Development



**Auditor of State
Betty Montgomery**

88 East Broad Street
P.O. Box 1140
Columbus, Ohio 43216-1140

Telephone 614-466-4514
800-282-0370

Facsimile 614-466-4490

FINANCIAL CONDITION

WARREN COUNTY

CLERK'S CERTIFICATION

This is a true and correct copy of the report which is required to be filed in the Office of the Auditor of State pursuant to Section 117.26, Revised Code, and which is filed in Columbus, Ohio.

Susan Babbitt

CLERK OF THE BUREAU

**CERTIFIED
JULY 22, 2003**