



**Auditor of State
Betty Montgomery**

**COLUMBUS CITY SCHOOL DISTRICT
FRANKLIN COUNTY**

TABLE OF CONTENTS

TITLE	PAGE
Schedule of Federal Awards Receipts and Expenditures	1
Notes to the Schedule of Federal Awards Receipts and Expenditures.....	4
Independent Accountants' Report on Compliance and on Internal Control Required by <i>Government Auditing Standards</i>	5
Independent Accountants' Report on Compliance with Requirements Applicable to Each Major Federal Program, Internal Control over Compliance in Accordance with OMB Circular A-133 and Schedule of Federal Awards Receipts and Expenditures	7
Schedule of Findings and Questioned Costs	9
Schedule of Prior Audit Findings	14
Corrective Action Plan.....	15

THIS PAGE INTENTIONALLY LEFT BLANK

**COLUMBUS CITY SCHOOL DISTRICT
FRANKLIN COUNTY
SCHEDULE OF FEDERAL AWARDS RECEIPTS AND EXPENDITURES
FOR THE YEAR ENDED JUNE 30, 2003**

Federal Grantor/ Pass Through Grantor Program Title	Pass Through Entity Number	Federal CFDA Number	Receipts	Non-Cash Receipts	Disbursements	Non-Cash Disbursements
<u>U.S. DEPARTMENT OF AGRICULTURE</u>						
<i>Passed Through Ohio Department of Education:</i>						
Nutrition Cluster:						
Food Donation Program	043802	10.550	\$ -	\$ 1,459,188	\$ -	\$ 1,459,188
School Breakfast Program	043802 05PU-2002	10.553	834,698	-	834,698	-
	043802 05PU-2003	10.553	2,682,216	-	2,682,216	-
Total School Breakfast Program			3,516,914	-	3,516,914	-
National School Lunch Program	043802 LLP4-2002	10.555	3,146,266	-	3,146,266	-
	048302 LLP4-2003	10.555	8,646,287	-	8,646,287	-
Total National School Lunch Program			11,792,553	-	11,792,553	-
Total Nutrition Cluster:			15,309,467	1,459,188	15,309,467	1,459,188
Child and Adult Care Food Program	043802 16CP-2002	10.558	600	-	600	-
	043802 21CP-2002	10.558	11,171	-	11,171	-
	043802 CCCP-2003	10.558	176	-	176	-
	043802 CCMO-2003	10.558	14,313	-	14,313	-
Total Child and Adult Care Food Program			26,260	-	26,260	-
TOTAL U.S. DEPARTMENT OF AGRICULTURE:			15,335,727	1,459,188	15,335,727	1,459,188
<u>U.S. DEPARTMENT OF EDUCATION</u>						
Federal Pell Grant Program		84.063	362,014	-	362,014	-
Special Education - Grants for Infants and Families with Disabilities		84.181	163,593	-	166,362	-
Safe and Drug Free Schools and Communities: National Programs		84.184	1,750,000	-	2,403,072	-
Fund for the Improvement of Education		84.215	482,000	-	418,528	-
Twenty-First Century Community Learning Centers		84.287	677,000	-	655,296	-
Foreign Language Incentive Program		84.294	2,500	-	2,000	-
Dropout Prevention Program		84.360	130,000	-	157,193	-
Total Direct Funding:			3,567,107	-	4,164,465	-
<i>Passed Through Ohio Department of Education:</i>						
Special Education Cluster:						
Special Education Grants to States	043802 6BEC-2002	84.027	144,000	-	137,686	-
	043802 6BSF-2002	84.027	1,590	-	117,691	-
	043802 6BSF-2003	84.027	7,796,810	-	7,721,139	-
Total Special Education Grants to States			7,942,400	-	7,976,516	-
Special Education - Preschool Grant	043802 PGS1-2002	84.173	70,953	-	67,264	-
	043802 PGS1-2003	84.173	255,114	-	199,612	-
Total Special Education Preschool Grant			326,067	-	266,876	-
Total Special Education Cluster:			8,268,467	-	8,243,392	-
Adult Education: State Grant Program	043802 ABS1-2001	84.002	67,751	-	67,751	-
	043802 ABS1-2002	84.002	-	-	16,657	-
	043802 ABS1-2003	84.002	345,316	-	742,534	-
Total Adult Education: State Grant Program			413,067	-	826,942	-

**COLUMBUS CITY SCHOOL DISTRICT
FRANKLIN COUNTY**

**SCHEDULE OF FEDERAL AWARDS RECEIPTS AND EXPENDITURES
FOR THE YEAR ENDED JUNE 30, 2003
(Continued)**

Federal Grantor/ Pass Through Grantor Program Title	Pass Through Entity Number	Federal CFDA Number	Receipts	Non-Cash Receipts	Disbursements	Non-Cash Disbursements
U.S. DEPARTMENT OF EDUCATION (Continued)						
<i>Passed Through Ohio Department of Education: (Continued)</i>						
Title I - Grants to Local Educational Agencies	043802 C1S1-2001	84.010	-	-	1,199,085	-
	043802 C1SD-2001	84.010	-	-	3,468	-
	043802 C1S1-2002	84.010	3,837,066	-	7,027,092	-
	043802 C1SD-2002	84.010	(8,310)	-	7,768	-
	043802 C1SS-2002-P	84.010	38,000	-	38,000	-
	043802 C1S1-2003	84.010	16,120,951	-	15,495,002	-
	043802 C1SD-2003	84.010	8,310	-	8,310	-
	043802 C1SK-2003	84.010	48,464	-	141,958	-
Total Title 1-Grants to Local Educational Agencies			20,044,481	-	23,920,683	-
Vocational Education: Basic Grants to States	043802 20C1-2002	84.048	103,522	-	47,510	-
	043802 20C2-2002	84.048	379,047	-	877,168	-
	043802 20C1-2003	84.048	1,163,524	-	1,277,250	-
	043802 20C2-2003	84.048	146,722	-	158,185	-
Total Vocational Education: Basic Grants to States			1,792,815	-	2,360,113	-
Immigrant Education Grant	043802 ELS1-02	84.162	-	-	138,230	-
Safe and Drug Free Schools and Communities State Grants	043802 DRS1-2001	84.186	17,604	-	82,534	-
	043802 DRS1-2002	84.186	(47,887)	-	125,850	-
	043802 DRS1-2003	84.186	482,855	-	418,385	-
Total Safe and Drug Free Schools and Communities State Grants			452,572	-	626,769	-
Education for Homeless Children and Youth	043802 HCS1-2002	84.196	(30)	-	34,196	-
	043802 HCS1-2003	84.196	139,422	-	178,478	-
Total Education for Homeless Children and Youth			139,392	-	212,674	-
Even Start: State Educational Agencies	043802 EVS1-2002	84.213	171,929	-	240,919	-
	043802 EVS1-2003	84.213	109,867	-	157,558	-
Total Even Start: State Educational Agencies			281,796	-	398,477	-
Goals 2000 State and Local Education Systemic Improvement	043802 G1S1-01	84.276	-	-	1,839	-
	043802 G2S2-01	84.276	-	-	41,200	-
	043802 G2S5-01	84.276	-	-	25,525	-
	043802 HSTW-01	84.276	(8,913)	-	-	-
Total Goals 2000 State and Local Education Systemic Improvement			(8,913)	-	68,564	-
Twenty-First Century Community Learning Centers	043802 T1S1-2003	84.287	100,350	-	93,446	-
Innovative Education Program Strategies	043802 C2S1-2001	84.298	-	-	18,876	-
	043802 C2S1-2002	84.298	78,872	-	190,367	-
	043802 C2S1-2003	84.298	212,450	-	143,838	-
Total Innovative Education Program Strategies			291,322	-	353,081	-
Technology Literacy Challenge Fund Grant	043802 TJS1-2003	84.318	273,973	-	243,312	-
Advanced Placement Program	043802 AVS1-2002	84.330	6,321	-	6,321	-
Comprehensive School Reform Demonstration	043802 RFS1-2000	84.332	(237,252)	-	-	-
	043802 RFS1-2001	84.332	126,812	-	233,098	-
	043802 RFS2-2001	84.332	124,070	-	252,346	-
	043802 RFS1-2002	84.332	65,988	-	68,692	-
	043802 RFS2-2002	84.332	238,992	-	250,917	-
	043802 RFS1-2003	84.332	-	-	20,468	-
Total Comprehensive School Reform Demonstration			318,610	-	825,521	-
Reading Excellence	043802 RNS1-2000	84.338	-	-	259,185	-
	043802 RNS2-2000		(3,166)	-	116,188	-
Total Reading Excellence			(3,166)	-	375,373	-
Title I Accountability Grants	043802 AKS1-2001	84.348	47,728	-	166,279	-
	043802 AKS1-2002	84.348	(48,464)	-	13,342	-
Total Title I Accountability Grants			(736)	-	179,621	-

**COLUMBUS CITY SCHOOL DISTRICT
FRANKLIN COUNTY**

**SCHEDULE OF FEDERAL AWARDS RECEIPTS AND EXPENDITURES
FOR THE YEAR ENDED JUNE 30, 2003
(Continued)**

Federal Grantor/ Pass Through Grantor Program Title	Pass Through Entity Number	Federal CFDA Number	Receipts	Non-Cash Receipts	Disbursements	Non-Cash Disbursements
<u>U.S. DEPARTMENT OF EDUCATION (Continued)</u>						
<i>Passed Through Ohio Department of Education: (Continued)</i>						
School Renovation Grants	043802 ATS1-2000	84.352	(5)	-	-	-
	043802 ATS2-2002	84.352	55,404	-	44,182	-
	043802 ATS3-2003	84.352	67,110	-	6,565	-
	043802 ATS4-2002	84.352	14,650	-	-	-
Total School Renovation Grants			137,159	-	50,747	-
English Language Acquisition Grants	043802 T3S1-2003	84.365	190,713	-	205,085	-
Improving Teacher Quality State Grants	043802 TRS1-2003	84.367	1,798,389	-	1,801,842	-
	043802 MSS1-2001	84.367	-	-	56,228	-
	043802 MSS1-2002	84.367	48,588	-	126,166	-
	043802 CRS1-2002	84.367	816,947	-	1,246,986	-
Total Improving Teacher Quality State Grants			2,663,924	-	3,231,222	-
Total Passed Through Ohio Department of Education:			35,362,147	-	42,359,573	-
TOTAL U.S. DEPARTMENT OF EDUCATION:			38,929,254	-	46,524,038	-
<u>U.S. DEPARTMENT OF HEALTH AND HUMAN SERVICES</u>						
Head Start		93.600	-	-	46,091	-
Total Direct Funding:			-	-	46,091	-
<i>Passed Through Ohio Department of Education:</i>						
Refugee and Entrant Assistance:	043802 RIS1-2001	93.576	-	-	16,571	-
Discretionary Grants	043802 RIS1-2002	93.576	63,000	-	207,217	-
	043802 RIS1-2003	93.576	184,800	-	-	-
Total Refugee and Entrant Assistance: Discretionary Grants			247,800	-	223,788	-
<i>Passed Through State Department of Mental Retardation:</i>						
Medical Assistance Program (Medicaid Title XIX)	2500823	93.778	3,297,025	-	3,297,025	-
TOTAL U.S. DEPARTMENT OF HEALTH AND HUMAN SERVICES:			3,544,825	-	3,566,904	-
<u>CORPORATION FOR NATIONAL AND COMMUNITY SERVICE</u>						
<i>Passed Through Ohio Department of Education:</i>						
Learn and Serve America School and Community Based	043802 SVS1-2001	94.004	(937)	-	45,319	-
	043802 SVS5-2002	94.004	(4,884)	-	7,637	-
	043802 SVS5-2003	94.004	30,000	-	21,759	-
	043802 SVSP-2003	94.004	20,000	-	24,920	-
Total Learn and Serve American School and Community Based			44,179	-	99,635	-
<u>NATIONAL SCIENCE FOUNDATION</u>						
Education and Human Resources		47.076	1,008,566	-	1,294,861	-
Total Federal Awards			\$ 58,862,551	\$ 1,459,188	\$ 66,821,165	\$ 1,459,188

The accompanying notes to this schedule are an integral part of this schedule.

**COLUMBUS CITY SCHOOL DISTRICT
FRANKLIN COUNTY**

**NOTES TO SCHEDULE OF FEDERAL AWARDS RECEIPTS AND EXPENDITURES
FISCAL YEAR ENDED JUNE 30, 2003**

NOTE A—SIGNIFICANT ACCOUNTING POLICIES

The accompanying Schedule of Federal Awards Receipts and Expenditures (the Schedule) summarizes activity of the District's federal award programs. The schedule has been prepared on the cash basis of accounting.

NOTE B— SUBRECIPIENTS

The District passes-through certain Federal assistance received from the Ohio Department of Education to participating private school (subrecipients). As described in Note A, the District records expenditures of Federal awards to subrecipients when paid in cash.

The subrecipient agencies have certain compliance responsibilities related to administering these Federal Programs. Under Federal Circular A-133, the District is responsible for monitoring subrecipients to help assure that Federal awards are used for authorized purposes in compliance with laws, regulations and the provisions of contracts or grant agreements, and that performance goals are achieved.

NOTE C—CHILD NUTRITION CLUSTER

Program regulations do not require the District to maintain separate inventory records for purchased food and food received from the U.S. Department of Agriculture. This nonmonetary assistance (expenditures) is reported in the Schedule at the fair market value of the commodities received.

Cash receipts from the U.S. Department of Agriculture are commingled with State grants. It is assumed federal monies are expended first.

NOTE D—MATCHING REQUIREMENTS

Certain Federal programs require that the District contribute non-Federal funds (matching funds) to support the Federally-funded programs. The District has complied with the matching requirements. The expenditure of non-Federal matching funds is not included on the Schedule.



Auditor of State Betty Montgomery

INDEPENDENT ACCOUNTANTS' REPORT ON COMPLIANCE AND ON INTERNAL CONTROL REQUIRED BY GOVERNMENT AUDITING STANDARDS

Columbus City School District
Franklin County
270 East State Street
Columbus, Ohio 43215

To the Board of Education:

We have audited the basic financial statements of the Columbus City School District, Franklin County, Ohio, (the District) as of and for the year ended June 30, 2003, and have issued our report thereon dated December 29, 2003. We conducted our audit in accordance with auditing standards generally accepted in the United States of America and the standards applicable to financial audits contained in *Government Auditing Standards*, issued by the Comptroller General of the United States.

Compliance

As part of obtaining reasonable assurance about whether the District's financial statements are free of material misstatement, we performed tests of its compliance with certain provisions of laws, regulations, contracts and grants, noncompliance with which could have a direct and material effect on the determination of financial statement amounts. However, providing an opinion on compliance with those provisions was not an objective of our audit and, accordingly, we do not express such an opinion. The results of our tests disclosed no instances of noncompliance that are required to be reported under *Government Auditing Standards*. However, we noted certain immaterial instances of noncompliance that we have reported to management of the District in a separate letter dated December 29, 2003.

Internal Control Over Financial Reporting

In planning and performing our audit, we considered the District's internal control over financial reporting in order to determine our auditing procedures for the purpose of expressing our opinion on the financial statements and not to provide assurance on the internal control over financial reporting. However, we noted a matter involving the internal control over financial reporting and its operation that we consider to be reportable condition. Reportable conditions involve matters coming to our attention relating to significant deficiencies in the design or operation of the internal control over financial reporting that, in our judgment, could adversely affect the District's ability to record, process, summarize and report financial data consistent with the assertions of management in the financial statements. A reportable condition is described in the accompanying schedule of findings and questioned costs as item 2003-001.

35 N. Fourth St. / Second Floor / Columbus, OH 43215
Telephone: (614) 466-3402 (800) 443-9275 Fax: (614) 728-7199
www.auditor.state.oh.us

A material weakness is a condition in which the design or operation of one or more of the internal control components does not reduce to a relatively low level the risk that misstatements in amounts that would be material in relation to the financial statements being audited may occur and not be detected within a timely period by employees in the normal course of performing their assigned functions. Our consideration of the internal control over financial reporting would not necessarily disclose all matters in the internal control that might be reportable conditions and, accordingly, would not necessarily disclose all reportable conditions that are also considered to be material weaknesses. However, we believe the reportable condition described above is not a material weakness. We also noted other matters involving the internal control over financial reporting that do not require inclusion in this report that we have reported to management of the District in a separate letter dated December 29, 2003.

This report is intended for the information and use of the audit committee, management, Board of Education, and federal awarding agencies and pass-through entities, and is not intended to be and should not be used by anyone other than these specified parties.

A handwritten signature in black ink that reads "Betty Montgomery". The signature is written in a cursive, flowing style.

Betty Montgomery
Auditor of State

December 29, 2003



Auditor of State Betty Montgomery

INDEPENDENT ACCOUNTANTS' REPORT ON COMPLIANCE WITH REQUIREMENTS APPLICABLE TO EACH MAJOR FEDERAL PROGRAM, INTERNAL CONTROL OVER COMPLIANCE IN IN ACCORDANCE WITH OMB CIRCULAR A-133 AND SCHEDULE OF FEDERAL AWARDS RECEIPTS AND EXPENDITURES

Columbus City School District
Franklin County
270 East State Street
Columbus, Ohio 43215

To the Board of Education:

Compliance

We have audited the compliance of the Columbus City School District, Franklin County, Ohio, (the District) with the types of compliance requirements described in the *U.S. Office of Management and Budget (OMB) Circular A-133, Compliance Supplement* that are applicable to each of its major federal programs for the year ended June 30, 2003. The District's major federal programs are identified in the summary of auditor's results section of the accompanying schedule of findings and questioned costs. Compliance with the requirements of laws, regulations, contracts and grants applicable to each of its major federal programs is the responsibility of the District's management. Our responsibility is to express an opinion on the District's compliance based on our audit.

We conducted our audit of compliance in accordance with auditing standards generally accepted in the United States of America, the standards applicable to financial audits contained in *Government Auditing Standards* issued by the Comptroller General of the United States; and OMB Circular A-133, *Audits of States, Local Governments, and Non-Profit Organizations*. Those standards and OMB Circular A-133 require that we plan and perform the audit to obtain reasonable assurance about whether noncompliance occurred with the types of compliance requirements referred to above that could have a direct and material effect on a major federal program. An audit includes examining, on a test basis, evidence about the District's compliance with those requirements and performing such other procedures as we considered necessary in the circumstances. We believe that our audit provides a reasonable basis for our opinion. Our audit does not provide a legal determination on the District's compliance with those requirements.

As described in items 2003-003 and 2003-004 in the accompanying schedule of findings and questioned costs, the District did not comply with requirements regarding Allowable Cost/Cost Principles and Reporting that are applicable to its Title I and Safe and Drug Free Schools and Communities; National Grant programs, respectively. Compliance with such requirements is necessary, in our opinion, for the District to comply with requirements applicable to those programs.

In our opinion, except for the noncompliance described in the preceding paragraph, the District complied, in all material respects, with the requirements referred to above that are applicable to each of its major federal programs for the year ended June 30, 2003. The results of our auditing procedures also disclosed an instance of noncompliance with those requirements that is required to be reported in accordance with OMB Circular A-133 and which is described in the accompanying schedule of findings and questioned costs as item 2003-002. We also noted certain instances of noncompliance that do not require inclusion in this report that we have reported to management of the District in a separate letter dated December 29, 2003.

35 N. Fourth St. / Second Floor / Columbus, OH 43215
Telephone: (614) 466-3402 (800) 443-9275 Fax: (614) 728-7199
www.auditor.state.oh.us

Internal Control Over Compliance

The management of the District is responsible for establishing and maintaining effective internal control over compliance with requirements of laws, regulations, contracts and grants applicable to federal programs. In planning and performing our audit, we considered the District's internal control over compliance with requirements that could have a direct and material effect on a major federal program in order to determine our auditing procedures for the purpose of expressing our opinion on compliance and to test and report on internal control over compliance in accordance with OMB Circular A-133.

We noted certain matters involving the internal control over compliance and its operation that we consider to be reportable conditions. Reportable conditions involve matters coming to our attention relating to significant deficiencies in the design or operation of the internal control over compliance that, in our judgment, could adversely affect the District's ability to administer a major federal program in accordance with applicable requirements of laws, regulations, contracts and grants. Reportable conditions are described in the accompanying schedule of findings and questioned costs as item 2003-003 and 2003-004.

A material weakness is a condition in which the design or operation of one or more of the internal control components does not reduce to a relatively low level the risk that noncompliance with applicable requirements of laws, regulations, contracts and grants that would be material in relation to a major federal program being audited may occur and not be detected within a timely period by employees in the normal course of performing their assigned functions. Our consideration of the internal control over compliance would not necessarily disclose all matters in the internal control that might be reportable conditions and, accordingly, would not necessarily disclose all reportable conditions that are also considered to be material weaknesses. However, we do not consider the reportable conditions described above to be material weaknesses. We also noted other matters involving the internal control over federal compliance that do not require inclusion in this report that we have reported to management of the District in a separate letter dated December 29, 2003.

Schedule of Federal Awards Receipts and Expenditures

We have audited the financial statements of the governmental activities, business-type activities, each major fund and the aggregated remaining fund information of the District as of and for the year ended June 30, 2003, which collectively comprise the District's basic financial statements, and have issued our report thereon dated December 29, 2003. Our audit was performed for the purpose of forming an opinion on the financial statements that collectively comprise the District's basic financial statements. The accompanying schedule of federal awards receipts and expenditures is presented for purposes of additional analysis as required by *OMB Circular A-133* and is not a required part of the basic financial statements. Such information has been subjected to the auditing procedures applied in the audit of the basic financial statements and, in our opinion, is fairly stated, in all material respects, in relation to the basic financial statements taken as a whole.

This report is intended for the information and use of the audit committee, management, Board of Education, and federal awarding agencies and pass-through entities, and is not intended to be and should not be used by anyone other than these specified parties.



Betty Montgomery
Auditor of State

December 29, 2003

COLUMBUS CITY SCHOOL DISTRICT
FRANKLIN COUNTY

SCHEDULE OF FINDINGS AND QUESTIONED COSTS
OMB CIRCULAR A -133 §.505
JUNE 30, 2003

1. SUMMARY OF AUDITOR'S RESULTS		
(d)(1)(i)	Type of Financial Statement Opinion	Unqualified
(d)(1)(ii)	Were there any material control weakness conditions reported at the financial statement level (GAGAS)?	No
(d)(1)(ii)	Were there any other reportable control weakness conditions reported at the financial statement level (GAGAS)?	Yes
(d)(1)(iii)	Was there any reported material non-compliance at the financial statement level (GAGAS)?	No
(d)(1)(iv)	Were there any material internal control weakness conditions reported for major federal programs?	No
(d)(1)(iv)	Were there any other reportable internal control weakness conditions reported for major federal programs?	Yes
(d)(1)(v)	Type of Major Programs' Compliance Opinion	Qualified
(d)(1)(vi)	Are there any reportable findings under § .510?	Yes
(d)(1)(vii)	Major Programs (list):	<ul style="list-style-type: none"> • <u>Nutrition Cluster:</u> Food Donation Program CFDA #10.550 School Breakfast Program, CFDA #10.553 National School Lunch Program, CFDA #10.555 • Title 1, CFDA #84.010 • <u>Special Education Cluster:</u> Title VI-B, CFDA #84.027 Preschool, CFDA #84.173 • Vocational Education, CFDA #84.048 • Safe & Drug-Free Schools and Communities: National Program, CFDA #84.184 • Improving Teacher Quality State Grants, CFDA #84.367 • Medicaid Title XIX, CFDA #93.778
(d)(1)(viii)	Dollar Threshold: Type A/B Programs	Type A: > \$ 2,048,411 Type B: all others
(d)(1)(ix)	Low Risk Auditee?	No

**COLUMBUS CITY SCHOOL DISTRICT
FRANKLIN COUNTY**

**SCHEDULE OF FINDINGS AND QUESTIONED COSTS
OMB CIRCULAR A -133 §.505
JUNE 30, 2003
(Continued)**

2. FINDINGS RELATED TO THE FINANCIAL STATEMENTS REQUIRED TO BE REPORTED IN ACCORDANCE WITH GAGAS

Finding Number	2003-001
-----------------------	-----------------

Student Activities

Cash receipts from student activities are often a source of concern for Districts. Recognizing the risk associated with these cash transactions, the Board adopted Policy #5156, Elementary, Middle and High School Activities, on November 5, 1985. This policy requires all fund-raising activities conducted for a school, or through a club, class, athletic team or organization connected with the school to be approved by the building principal prior to the commencement of the activity. All receipts and disbursements relative to the activity must be processed through the Student Activity fund of the District, and a final accounting of the financial activity must be documented on the Financial Report-Student Activities Fund-Raiser Project form.

Board policies governing student activities are not being followed on a consistent basis. Applications for fund raising projects were approved by the building principal on the same day as the Financial Report-Student Activities Fund-Raiser Project form (which is to be used to reconcile the activity at completion) for 41 percent of fund raisers tested. In addition, in 66 percent of the fund raisers tested, no supporting documentation was maintained for receipts or disbursements recorded and presented in the District's financial records.

We recommend the District ensure current Board policies established to govern student activities are adhered to on a consistent basis and in addition, supporting ledgers, duplicate receipts and other financial records should be maintained by advisors to ensure accountability and assets are safeguarded. Additionally, we recommend this activity be subject to ongoing monitoring by the District's Internal Audit Department to help ensure compliance.

3. FINDINGS AND QUESTIONED COST FOR FEDERAL AWARDS

CFDA Title and Number	Vocational Education, #84.048
Federal Award Number / Year	043802 20C1-2002, 043802 20C2-2002
Federal Agency	U.S. Department of Education
Pass-Through Agency	Ohio Department of Education

Finding Number	2003-002
-----------------------	-----------------

Period of Availability-Questioned Cost

20 USC 2353(b) states that in any academic year that a Local Education Agency (LEA) does not expend all of the amounts it is allocated under the Secondary, Postsecondary and Adult Vocational Education programs for that year, it must return the unexpended amounts to the State to be reallocated under the Secondary, Postsecondary and Adult Vocational Education Program.

**COLUMBUS CITY SCHOOL DISTRICT
FRANKLIN COUNTY**

**SCHEDULE OF FINDINGS AND QUESTIONED COSTS
OMB CIRCULAR A -133 §.505
JUNE 30, 2003
(Continued)**

3. FINDINGS AND QUESTIONED COST FOR FEDERAL AWARDS (Continued)

Finding Number (Continued)	2003-002
-----------------------------------	-----------------

CFDA Title and Number	Vocational Education, #84.048
Federal Award Number / Year	043802 20C1-2002, 043802 20C2-2002
Federal Agency	U.S. Department of Education
Pass-Through Agency	Ohio Department of Education

Period of Availability-Questioned Cost (Continued)

The 2001 Vocational Education grant year ended on June 30, 2002. At June 30, 2002, the only obligated costs of the 2001 grant that had not been liquidated were for extended service employee payroll and related benefits such as dental, vision and medical.

The pay for extended service employees who worked the 2002 academic year was obligated by June 30, 2002 and the entire amount was liquidated by the August 29, 2002 payroll. On September 13, 2002, the District paid employees \$22,586 from the grant year 2001 Vocational Education award for wages earned from August 17, 2002 through August 30, 2002. The September 13, 2002 payments were not obligated within the 2001 grant year obligation period which ended on June 30, 2002.

Total questioned costs for expenditures obligated after the period of availability is twenty-two thousand five hundred and eighty-six dollars (\$22,586). We recommend the District use grant funds only for expenditures obligated during the period of availability.

Finding Number	2003-003
-----------------------	-----------------

CFDA Title and Number	Title I, #84.010
Federal Award Number / Year	043802 C1S1-2001, 043802 C1SD-2001, 043802 C1S1-2002, 043802 C1SD-2002, 043802 C1SS-2002P, 043802 C1S1-2003, 043802 C1SD-2003, 043802 C1SK-2003
Federal Agency	U.S. Department of Education
Pass-Through Agency	Ohio Department of Education

Allowable Cost/Cost Principles-Questioned Cost

OMB Circular A-87, Attachment B subsection 11.h. provides in part that salaries and wages shall be based on payrolls documented in accordance with generally accepted practice of the governmental unit and approved by a responsible official. When employees work on multiple activities or cost objectives, a distribution of compensation shall be supported by personnel activity reports that reflect the actual activity and total activity of the employees, unless certain time study requirements are met.

**COLUMBUS CITY SCHOOL DISTRICT
FRANKLIN COUNTY**

**SCHEDULE OF FINDINGS AND QUESTIONED COSTS
OMB CIRCULAR A -133 §.505
JUNE 30, 2003
(Continued)**

3. FINDINGS AND QUESTIONED COST FOR FEDERAL AWARDS (Continued)

Finding Number (Continued)	2003-003
-----------------------------------	-----------------

Allowable Cost/Cost Principles-Questioned Cost (Continued)

The District had no system in place to collect and maintain time and effort records for actual time incurred by Title I employees whose pay was not 100% funded by the Title I program. Time and effort records were not reconciled to the costs charged to the Title I program.

Approximately \$3.7 million of salaries charged to the program were paid to individuals whose compensation was less than 100% from Title I funding. Without a system of reconciling actual time and effort records to costs charged, the District is unable to assess the accuracy and appropriateness of costs charged to the program in relation to allowable activities and program objectives, and it allows eligible costs that could be charged to the program to not be captured and charged.

Over a two month period the District was able to provide documentation of costs incurred for \$2,030,583 of the \$3.7 million of District employees who were paid less than 100% from Title I. From this documentation it was determined that \$170,997 of compensation charged to the program was not supported by actual time and effort records spent on allowable activities. Also, from this documentation it was determined that the District could have charged an additional \$1,584,462 of costs to the Title I program that were not captured. For the remaining \$1,711,350 (\$3,741,933 minus \$2,030,583) of untested costs charged for compensation of employees who were paid less than 100% from Title I, the District did not provide documentation supporting the amounts charged to the Title I program. Therefore, a total net questioned cost for unsupported cost of \$297,885 (\$1,711,350 minus \$1,584,462 plus \$170,997) is made against the Title I program.

We recommend the District implement a system to capture all eligible costs and maintain time and effort records for employees who receive less than 100% of their compensation from Title I. These time and effort records should reflect an after-the-fact distribution of the actual activity of each employee, account for the total activity for which each employee is compensated, coincide with one or more pay periods on at least a monthly basis, and be signed by the employee. These records should then be used to adjust budgeted grant costs to actual on at least a quarterly basis.

Finding Number	2003-004
-----------------------	-----------------

CFDA Title and Number	Safe and Drug-Free Schools and Communities: National Grant Programs, #84.184
Federal Award Number / Year	2003
Federal Agency	U.S. Department of Education
Pass-Through Agency	None

Reporting

U.S. Department of Education document [Safe Schools/Healthy Students Initiative – Program Announcement – Application Instructions and Forms](#), with due date June 1, 1999 (OMB # 1810-0621), page 16 Monitoring and Reporting Requirements, states that grantees will report program progress and financial status semiannually, using a single report format.

**COLUMBUS CITY SCHOOL DISTRICT
FRANKLIN COUNTY**

**SCHEDULE OF FINDINGS AND QUESTIONED COSTS
OMB CIRCULAR A -133 §.505
JUNE 30, 2003
(Continued)**

3. FINDINGS AND QUESTIONED COST FOR FEDERAL AWARDS (Continued)

Finding Number (Continued)	2003-004
-----------------------------------	-----------------

CFDA Title and Number	Safe and Drug-Free Schools and Communities: National Grant Programs, #84.184
Federal Award Number / Year	2003
Federal Agency	U.S. Department of Education
Pass-Through Agency	None

Reporting (Continued)

34 CFR 75.118 provides that a recipient that wants to receive a continuation award shall submit a performance report that provides the most current performance and financial expenditure information, as directed by the Secretary, that is sufficient to meet the reporting requirements of 34 CFR 80.40 and certain other regulations. If a recipient fails to submit a performance report that meets the requirements of this section, the Secretary denies continued funding for the grant.

34 CFR 80.40(b) provides that grantees shall submit annual performance reports unless the awarding agency requires quarterly or semi-annual reports. Annual reports shall be due 90 days after the grant year, quarterly or semi-annual reports shall be due 30 days after the reporting period. The final performance report will be due 90 days after the expiration or termination of grant support. If a justified request is submitted by a grantee, the Federal agency may extend the due date for any performance report. Additionally, requirements for unnecessary performance reports may be waived by the Federal agency.

The U.S. Department of Education provided the District with a Grant Performance Report (OMB No. 1890-0005) for submission of the semiannual financial and performance information (the U.S. Department of Education has advised its current Grant Performance Report is Form 524 (OMB No. 1890-0004)). The Grant Performance Report instructions require that actual budget expenditures be reported for the reporting period.

The District's continuation award had a performance period of October 1, 1999 through September 30, 2003 and budget period of October 1, 2001 through September 30, 2003. The District submitted two Grant Performance Reports for fiscal year 2003 as follows:

Period Covered	Report Date
June 1, 2002 – Nov. 30, 2002	May 31, 2003
Dec. 1, 2002 – April 30, 2003	May 31, 2003

Though the reports did contain certain performance data and narratives, the reports did not contain any financial progress information as required, nor did the District provide evidence that the required financial information was otherwise submitted to the U.S. Department of Education. The District has since filed such information along with the grant period's final reports on March 1, 2004. The failure to submit timely and complete reports may inhibit monitoring activities of the grantor agency and may inhibit the timely detection of noncompliance by the grantor agency and/or District management.

We recommend the District submit timely performance reports to the grantor agency with all required financial information sections.

**COLUMBUS CITY SCHOOL DISTRICT
FRANKLIN COUNTY**

**SCHEDULE OF PRIOR AUDIT FINDINGS AND QUESTIONED COSTS
OMB CIRCULAR A -133 §.315 (b)
JUNE 30, 2003**

Finding Number	Finding Summary	Fully Corrected?	Not Corrected, Partially Corrected; Significantly Different Corrective Action Taken; or Finding No Longer Valid; Explain:
2002-10625-001	The District has no electronic interface between the payroll and personnel systems or other mitigating controls.	Partially corrected	Reissued in the management letter
2002-10625-002	Policy on student activities adopted by the Board of Education is not being followed on a consistent basis.	No	Not Corrected – Reissued as 2003-001
2002-10625-003	The District has not implemented the fixed asset policy adopted by the Board of Education.	Partially corrected	Reissued in the management letter
2002-10625-004	Same as 2002-10625-001 above, issued for federal programs.	Partially corrected	Reissued in the management letter
2002-10625-005	Same as 2002-10625-003 above, issued for federal programs.	Partially corrected	Reissued in the management letter
2002-10625-006	The District made severance payouts from Title I federal funds.	Yes	Fully corrected

**COLUMBUS CITY SCHOOL DISTRICT
CORRECTIVE ACTION PLAN
FOR THE YEAR ENDED JUNE 30, 2003**

Finding Number	Planned Corrective Action	Anticipated Completion Date	Measurement of Success	Responsible Contact Person(s)
Federal Awards – 2003-002 Period of Availability- Questioned Cost	<ul style="list-style-type: none"> • Treasurer Office Grant staff will review expenditures to ensure they occurred during the grant period. • Treasurer Office Grant supervisor will also review expenditures. 	May 1, 2004	Fiscal Year 2004 Financial Audit	Treasurer Office Grant Supervisor
Federal Awards - 2003-003 Allowable Cost/Cost Principles- Questioned Cost	<ul style="list-style-type: none"> • All Employees who are paid less than 100% from Title I will be required to fill out a standardized schedule. This schedule will be signed off monthly by the employee and building principal/administrator. • The building principal/administrator will forward the schedule to the Reading/Language Arts Director. • The Reading/Language Arts Director will sign off on the schedule and forward a copy to The Title I Grant Administrator. • The Title I Grant Administrator will sign off on the schedule and file all schedules in one location. • These schedules will be reconciled against the actual salaries charged on a quarterly basis. The reconciliation process will involve The Title I Grant Administrator and the Treasurer’s Office Grants manager. 	May 1, 2004	Fiscal Year 2004 Financial Audit	Title I Grant Administrator/Title I Office

**COLUMBUS CITY SCHOOL DISTRICT
CORRECTIVE ACTION PLAN
FOR THE YEAR ENDED JUNE 30, 2003**

Finding Number	Planned Corrective Action	Anticipated Completion Date	Measurement of Success	Responsible Contact Person(s)
Federal Awards - 2003-003 Allowable Cost/Cost Principles- Questioned Cost CONTINUED	<ul style="list-style-type: none"> • All Employees who are paid 100% from Title I will be required to fill out a standardized schedule. This schedule will be signed off semi annually by the employee and building principal/administrator. • The building principal/administrator will forward the schedule to the Reading/Language Arts Director. • The Reading/Language Arts Director will sign off on the schedule and forward a copy to The Title I Grant Administrator. • The Title I Grant Administrator will sign off on the schedule and file all schedules in one location. 	May 1, 2004	Fiscal Year 2004 Financial Audit	Title I Grant Administrator/Title I Office
Federal Awards – 2003-004 Reporting	<ul style="list-style-type: none"> • Grant Administrators will be reminded to complete all reports in a timely fashion. And to notify the Treasurer’s Office if assistance is needed. 	May 1, 2004	Fiscal Year 2004 Financial Audit	District Grant Administrators

Columbus Public Schools

Comprehensive Annual Financial Report
Fiscal Year Ended June 30, 2003



Issued by Columbus Public Schools Treasurer's Office

Jerry Buccilla, Treasurer



Columbus City School District
270 East State Street
Columbus, Ohio 43215

**Comprehensive Annual Financial Report
of the
Columbus City School District**

270 East State Street

Columbus, Ohio 43215

Fiscal Year Ended June 30, 2003

**Prepared by
Treasurer's Office
Jerry K. Buccilla
Treasurer**

Columbus City School District
Board of Education
Fiscal Year 2003



Stephanie Hightower
President



Karen Schwarzwald
Vice President



Jeff Cabot



Betty Drummond



Andrew Ginther



Loretta Heard



William Moss



Gene T. Harris
Superintendent



Jerry Buccilla
Treasurer

COLUMBUS CITY SCHOOL DISTRICT

COMPREHENSIVE ANNUAL FINANCIAL REPORT FOR THE FISCAL YEAR ENDED JUNE 30, 2003

TABLE OF CONTENTS

<u>INTRODUCTORY SECTION</u>	<u>PAGE</u>
Letter of Transmittal	I-01
Appointed Officials	I-16
Organization Chart	I-17
G.F.O.A. Certificate of Achievement for Excellence In Financial Reporting	I-18
A.S.B.O. Certificate of Excellence in Financial Reporting	I-19
 <u>FINANCIAL SECTION</u>	
Independent Accountants' Report	F-01
Management's Discussion and Analysis	F-03
Basic Financial Statements	
Statement of Net Assets	F-13
Statement of Activities	F-14
Balance Sheet - Governmental Funds	F-16
Reconciliation of Total Governmental Fund Balances to Net Assets of Governmental Activities	F-17
Statement of Revenues, Expenditures and Changes in Fund Balances – Governmental Funds	F-18
Reconciliation of the Statement of Revenues, Expenditures and Changes in Fund Balances of Governmental Funds to the Statement of Activities	F-19
Statement of Net Assets – Proprietary Funds	F-20
Statement of Revenues, Expenses and Changes in Fund Net Assets - Proprietary Funds	F-21
Statement of Cash Flows - Proprietary Funds	F-22
Statement of Fiduciary Assets and Liabilities	F-24
Notes to the Basic Financial Statements	F-25

..continued

TABLE OF CONTENTS
(Continued)

	<u>PAGE</u>
Required Supplementary Information	F-51
Budgetary Comparison Schedule – General Fund	F-52
Notes to the Required Supplementary Information	F-53
Combining and Individual Fund Financial Statements and Individual Fund Schedules	F-55
Description of Nonmajor Funds	F-56
Combining Balance Sheet - Nonmajor Governmental Funds (By Fund Type)	F-64
Combining Statement of Revenues, Expenditures and Changes in Fund Balances - Nonmajor Governmental Funds (By Fund Type)	F-65
Combining Balance Sheet - Nonmajor Special Revenue Funds	F-66
Combining Statement of Revenues, Expenditures and Changes in Fund Balances - Nonmajor Special Revenue Funds	F-74
Combining Balance Sheet - Nonmajor Capital Projects Funds	F-82
Combining Statement of Revenues, Expenditures and Changes in Fund Balances - Nonmajor Capital Projects Funds	F-84
Balance Sheet - Nonmajor Permanent Fund	F-86
Statement of Revenues, Expenditures and Changes in Fund Balance - Nonmajor Permanent Fund	F-87
Combining Statement of Net Assets - Nonmajor Enterprise Funds	F-88
Combining Statement of Revenues, Expenses, and Changes in Net Assets - Nonmajor Enterprise Funds	F-90
Combining Statement of Cash Flows - Nonmajor Enterprise Funds	F-92
Combining Statement of Changes in Assets and Liabilities - Agency Funds	F-96
Individual Fund Schedules of Revenues, Expenditures/Expenses and Changes in Fund Balances/Fund Equity - Budget (Non-GAAP Basis) and Actual	F-97
General Fund	F-98
Public School Support Fund	F-99
Other Grants Fund	F-100
Computer Network Class "A" Site Fund	F-101

..continued

TABLE OF CONTENTS
(Continued)


	<u>PAGE</u>
School Improvement Models Fund	F-102
Classroom Facilities Maintenance Fund	F-103
District Managed Activities Fund	F-104
Auxiliary Services Fund	F-105
DPPF Fund	F-106
Consumer Education Projects Fund	F-107
Urban Pilot Projects Fund	F-108
Career Development Fund	F-109
Community Education Fund	F-110
Teacher Development Fund	F-111
Adult Vocational Education Fund	F-112
Early Childhood Training Fund	F-113
Industrial Training Programs Fund	F-114
Career Enhancement Fund	F-115
Gifted Education Fund	F-116
Management Information Systems Fund	F-117
Public School Preschool Fund	F-118
Entry Year Programs Fund	F-119
DPIA Fund	F-120
Data Communication Fund	F-121
Schoolnet Professional Development Fund	F-122
Instructional Material Subsidy Fund	F-123
Special Education Transitional Funding Plan Fund	F-124
Ohio Reads Fund	F-125
Summer Intervention Fund	F-126
Vocational Educational Enhancements Fund	F-127
Alternative Schools Fund	F-128
Miscellaneous State Grants Fund	F-129
Adult Basic Education Fund	F-130
NDEA Title III Fund	F-131
EHA Title VI-B Fund	F-132
Vocational Education Fund	F-133
EC OPP ACT-1964 IIA Head Start Fund	F-134
Indian Education Fund	F-135
Title III – Limited English Proficiency Fund	F-136
Transition Program for Refugee Children Fund	F-137
Title I Fund	F-138
Title VI Fund	F-139
Emergency Immigrant Education Fund	F-140
Drug-Free Schools Fund	F-141
EHA Preschool Grants/Handicapped Fund	F-142
Telecommunications Act Grant (FCC E-rate) Fund	F-143
Goals 2000 Fund	F-144
Reducing Class Size Fund	F-145
Miscellaneous Federal Grants Fund	F-146
Debt Service Fund	F-147
Permanent Improvement Fund	F-148
Building Fund	F-149
Replacement Fund	F-150

..continued

TABLE OF CONTENTS
(Continued)

	<u>PAGE</u>
Classroom Facilities Fund	F-151
Schoolnet Equipment Fund	F-152
Telecommunity Fund	F-153
Power Up Technologies Fund	F-154
School Building Assistance Limited Fund	F-155
Permanent Fund	F-156
Food Service Fund	F-157
Adult Education Fund	F-158
WCBE Fund	F-159
Latchkey Fund	F-160
Uniform School Supplies Fund	F-161
Rotary - Special Services Fund	F-162
 <u>STATISTICAL SECTION</u>	
General Governmental Revenues by Source - Last Ten Fiscal Years	S-01
General Governmental Expenditures by Function - Last Ten Fiscal Years	S-02
Property Tax Levies and Collections - Last Ten Collection (Calendar) Years	S-04
Assessed and Estimated Actual Value of Taxable Property - Last Ten Collection (Calendar) Years	S-06
Property Tax Rates - Direct and Overlapping Governments - Last Ten Collection (Calendar) Years	S-08
Ratio of Net General Bonded Debt to Assessed Value and Net Bonded Debt Per Capita - Last Ten Collection (Calendar) Years	S-10
Computation of Legal Debt Margin	S-12
Computation of Direct and Overlapping Debt	S-13
Ratio of Annual Debt Service Expenditures for General Bonded Debt to Total General Expenditures - Last Ten Fiscal Years	S-14
Demographic Statistics - Last Ten Fiscal Years	S-15
Construction, Bank Deposits and Property Values – Last Ten Tax Years	S-16
Principal Property Taxpayers	S-17
Columbus Metropolitan Area 50 Largest Employers	S-18
Staff Level by Race and Sex in Full Time Equivalents	S-19
Miscellaneous Statistical Data	S-20

INTRODUCTORY SECTION



Columbus Public Schools

270 East State Street • Columbus, Ohio 43215 • Ph. (614) 365-6400 • Fax (614) 365-5628

December 29, 2003

Board of Education Members and Citizens
Columbus City School District

Dear Board Members and Citizens:

The Comprehensive Annual Financial Report (CAFR) of the Columbus City School District (District) for the fiscal year ended June 30, 2003 is hereby submitted. This report was prepared by the Treasurer's Office, and includes the Independent Accountants' Report from Betty Montgomery, Auditor of State. Responsibility for both the accuracy of the data presented and the completeness and fairness of this presentation, including financial statements, supporting schedules and statistical tables, lies with the management of the District, specifically the Treasurer's Office. The management of the District represents that the accounting system and the budgetary and internal accounting controls of the District provide reasonable assurance that the District's assets are safeguarded against material loss and that financial records are reliable for preparing financial statements and maintaining accountability for assets. All disclosures necessary to enable the reader to gain the maximum understanding of the District's financial affairs have been included.

The CAFR is presented in three sections:

The Introductory Section includes the table of contents, letter of transmittal, the District's organizational chart and a list of Board members and other officials.

The Financial Section begins with the Independent Accountants' Report and includes Management's Discussion and Analysis (MD&A), the basic financial statements and notes that provide an overview of the District's financial position and operating results, required supplementary information, the combining statements for nonmajor funds and other schedules that provide information relative to the basic financial statements.

The Statistical Section includes selected financial, supplemental and demographic information, generally presented on a multi-year basis.

Generally Accepted Accounting Principles (GAAP) also requires that management provide a narrative introduction, overview, and analysis to accompany the basic financial statements in the form of Management's Discussion and Analysis (MD&A). This letter of transmittal is designed to complement the MD&A and should be read in conjunction with it. The District's MD&A can be found immediately following the independent accountants' report.

This report will be available on the District's website. The Internet address is <http://www.columbus.k12.oh.us>.

The District is required to undergo an annual single audit in conformity with the provisions of the U.S. Office of Management and Budget Circular A-133, *Audits of States, Local Governments, and Non-Profit Organizations*.

The Columbus City School District does not discriminate because of race, color, national origin, religion, sex or handicap with regard to admission, access, treatment or employment. This policy is applicable in all district programs and activities.

Reporting Entity

The District has reviewed its reporting entity definition in order to insure conformance with the Governmental Accounting Standards Board Statement No. 14, "The Financial Reporting Entity." In evaluating how to define the School District for financial reporting purposes, management has considered all agencies, departments and organizations making up the District (the primary government) and its potential component units.

GENERAL INFORMATION CONCERNING THE BOARD AND THE SCHOOL DISTRICT ORGANIZATION

The Board and Administration

The Board of Education of the Columbus City School District (the Board) is a body both politic and corporate charged with the responsibility of managing and controlling affairs of the District and is, together with the District, governed by the general laws of the State (Ohio Revised Code). The Board is comprised of seven members who are elected for overlapping four-year terms. The Board members during the year ended June 30, 2003 were:

	<u>Date Current Term Commenced</u>	<u>Present Term Expires</u>
Stephanie Hightower, President	01/01/00	12/31/03
Karen Schwarzwaldner, Vice President	01/01/00	12/31/03
Jeff Cabot	01/01/02	12/31/03
Betty Drummond	01/01/02	12/31/05
Andrew Ginther	01/01/02	12/31/05
Loretta Heard	01/01/02	12/31/05
Bill Moss	01/01/00	12/31/03

The Superintendent of Schools (Superintendent), appointed by the Board for a maximum term of five years, is the executive officer of the District and has the responsibility for directing and assigning teachers and other employees, assigning the pupils to the proper schools and grades, and performing such other duties as determined by the Board. Dr. Gene Harris was appointed Superintendent on June 11, 2001, and began her term on July 18, 2001. Prior to the superintendency, Dr. Gene T. Harris was the Deputy Superintendent of Business and Operations.

The District and Its' Facilities

This report of the District includes all funds, organizations, activities and functions of the District. The District presently does not have any component units for which the District is financially accountable or that are fiscally dependent on the District. The District covers approximately 120 square miles. According to information obtained from the Mid Ohio Regional Planning Commission, the City of Columbus population is estimated at 726,601 at December 31, 2002 (the latest available data). The City's population from the 2000 U.S. census was 711,470.

GENERAL INFORMATION CONCERNING THE BOARD AND THE SCHOOL DISTRICT ORGANIZATION (Continued)

The District and Its' Facilities – Continued

The District's students are enrolled in 91 regular elementary schools (31,072 students enrolled in grades kindergarten through 5 and 704 students enrolled in two K through 8 schools), 25 middle schools (14,817 students enrolled in grades 6 through 8), 18 comprehensive senior high schools and 4 career centers (15,922 students enrolled in grades 9 through 12), and 7 special schools and 3 programs (1,113 students enrolled) which provide special curricula, vocational education and skills programs, and programs for handicapped pupils, including physically handicapped and hearing impaired children.

The School District also operates several administrative facilities consisting of the Northgate Center, Neil Avenue Center, Shepard Center, Food Production Center, Hudson Distribution Center, Kingswood, Smith Road, Spruce Run, 17th Avenue and three transportation depots.

In addition, the School District owns 27.84 acres of undeveloped land with an estimated value of \$100,000.

Employee Relations

The District currently has approximately 8,668 full-time equivalent employees. During fiscal 2003, the District paid (determined on a cash basis) from its General Fund approximately \$387,639,089 in salaries and wages and \$96,713,059 for fringe benefits and other labor-related costs such as employer retirement contributions, workers' compensation coverage, unemployment compensation, life insurance and medical and dental insurance premiums.

Of the current full-time-equivalent employees, 5,566 are professionals serving as teachers and administrators, all of whom have at least a bachelor's degree. The 2002-2003 starting salary for a teacher with a bachelor's degree is \$35,089; the maximum teacher salary (for a teacher with a Ph.D. degree and 30 years' experience) is \$76,302.

The District's administrators and supervisors (such as principals) are represented by the Columbus Administrators Association (CAA).

Classified supervisors and employees not eligible for membership in a bargaining unit are represented by the Columbus Schools Classified Supervisors Association (CSCSA).

The District's teachers and educational specialists are represented for collective bargaining purposes by the Columbus Education Association (CEA). The District has an eighteen month collective bargaining agreement with the CEA that will expire December 31, 2004.

The Columbus School Employees Association (CSEA), a division of the Ohio Association of Public School Employees (OAPSE), represents classified employees (secretarial-clerical, custodial, maintenance, transportation and food services staff) of the District for collective bargaining purposes. The current OAPSE contract expires February 28, 2004. In the judgment of the Board, labor relations with its employees are good.

Intergovernmental Relations

The District maintains a good working relationship with the City of Columbus, Franklin County and other governmental agencies. City of Columbus officials and District Board members are communicating effectively to resolve tax abatement issues, use of surplus property and other public policy matters.

ECONOMIC CONDITION AND OUTLOOK

Local Economy

Employment in the Greater Columbus Area continues to be service oriented. Eight of the top fourteen (14) largest employers in the Columbus area are government or government-oriented (the State of Ohio, The Ohio State University, United States Postal Service, Defense Supply Center – Columbus, Defense Finance and Accounting Service – Columbus, Columbus Public Schools, City of Columbus and Franklin County). The fifty largest employers in the Greater Columbus area are shown in the Statistical Section of this report. These major employers, representing government, insurance, public utilities, manufacturing, retail, banking, research, medical and services, provide a broad and stable employment base.

A significant factor in the area's history of consistent growth is the balance between its manufacturing and other major employment sectors. The sectors and their percentage of the Columbus Metropolitan Statistical Area's employment base are as follows:

Natural Resources, Mining and Construction	4.7%
Manufacturing	8.7%
Transportation, Warehousing and Utilities	3.9%
Wholesale and Retail Trade	17.1%
Information	2.4%
Financial Activities	8.5%
Professional and Business Services	14.3%
Educational and Health Services	10.6%
Leisure and Hospitality Services	9.3%
Other Services	4.0%
Government	16.5%

Source: Ohio Department of Jobs and Family Services, Labor Market Information (LMI)

Although a significant amount of manufacturing takes place in the Columbus economy, manufacturing activities do not dominate the local economy. As a result of this balance, the Columbus economy is considered less vulnerable to national recessions and less susceptible to regional shifts of resources. The City's economic stability is reflected in Columbus' past and continuing population growth. Columbus continues to be the largest city in Ohio, both in area and population. The City of Columbus economy has been severely tested over the past few years. Although employment continued to grow, unemployment rose to its highest level since 1993. However, the City's unemployment rate has consistently remained below state and national levels.

Columbus has grown to an area covering 221.2 square miles through an aggressive annexation policy. Columbus has continued to experience residential and commercial major developments in the downtown and throughout the City. These developments provide indications of continued economic activity and a quality living experience. An abundance of accessible, serviced and reasonably priced land is available in all areas of Columbus and Central Ohio. Columbus area industrial parks are concentrated on controlled access roads that connect to the interstate highway system or its associated outer belt. Numerous industrial office and research parks have been established in proximity to the Columbus outer belt in recent years. Easy access to markets makes Columbus a good location for business. Four fifths of the entire population of the United States is located within a 90-minute flight from each of Columbus' four airports.

ECONOMIC CONDITION AND OUTLOOK (Continued)

Financial Outlook – District

The District's financial outlook over the next three years reveals that the fiscal year 2004 ending General Fund cash balance is projected to be approximately \$1 million dollars. The District's fiscal year 2005 ending General Fund cash balance is projected to be a negative \$75 million and later years the negative ending cash balance is projected to slow. The declining projected ending General Fund cash balance is a reflection of the natural challenge of Ohio school district financing. This is due to "capped" revenue growth and natural inflationary growth on the expenditure costs. Even though the ending General Fund cash balances are projected to decline over the next three fiscal years the District has been able to stretch the additional revenues realized from the passage of the 5.5 mill-operating levy in November of 1996 to over a six-year life. This was accomplished through strong fiscal management of the District's finances. The District is currently determining the means to address the fiscal picture.

CURRENT INITIATIVES

Under the strong leadership of Superintendent Gene T. Harris, Ph.D., the District is making measurable progress in increasing student academic achievement, the District's prime goal. The 2003-2005 District Continuous Improvement Plan (DCIP), which was unanimously approved by the Board in August, 2003, and the Superintendent's work plan guide the coordinated efforts of all staff.

The DCIP, the Superintendent's work plan, and the District's equity plan have a common organizational structure that is divided into six areas. These areas are the means by which all staff are working to increase academic achievement and to ensure that all Columbus students receive equitable access to a quality education. They are:

1. Quality Instruction;
2. Committed Leadership;
3. Opportunity to Learn;
4. Student Motivation;
5. Efficient, Equitable Operations; and
6. Parent/Community Involvement.

Executive Summary of Efforts Supporting the District's Prime Goal: Increasing Academic Achievement

The broad focus of the District's educational program is to ensure that every student, in every classroom in the District, is offered a quality educational program that focuses on all students making measurable progress as the result of a shared emphasis on aligned curriculum, targeted instruction, and higher expectations for students at school and at home.

Dr. Harris achieved the first major goal of her work plan, getting the District beyond the state's designation of "academic emergency" in August, 2003, when the Columbus Public Schools tied with Canton to become the first of the "Big 8" Ohio urban districts to achieve seven state standards. Dr. Harris has committed the District's leadership to develop, implement, replicate, and monitor the best practices and procedures to increase all students' levels of academic performance.

CURRENT INITIATIVES (Continued)

Executive Summary of Efforts Supporting the District's Prime Goal: Increasing Academic Achievement (Continued)

One of the state standards the District met for the first time in August 2003 was attendance. Surpassing the state attendance standard of 93 percent means that 1,080 more students were attending school on an average day last school year (2002-03) than during the previous school year (2001-02). An increase of 1,080 students equals the population of one high school, two middle schools, or three elementary schools.

Members of the District's Class of 2003 earned a record \$9.8 million in scholarships, grants and financial aid packages, with more than half the graduates declaring their intentions of continuing school or entering military service in the fall. The number of seniors who graduated in June and August increased by 530 this year while the District's total student population showed a modest decline of 1.5 percent as compared to the year before.

A systemic overhaul of the District's organizational structure and stronger policies, procedures, and fiscal controls relating to accountability are supporting the steady gains in achievement. In 2002, Columbus citizens gave the District a vote of confidence when they approved a \$392 million bond levy, with a state match of 30 percent which will fund the first two phases of the District's comprehensive Facilities Master Plan. Linden Elementary School is the first Columbus school to be funded through the levy and state matching funds; it is expected to open in 2004. Design teams comprised of architects and designers, school and district staff, parents, students, and community members are busy finalizing plans related to rebuilding or renovating other Phase I schools.

By creating an executive management team with business or other skills specifically needed to accomplish major District Wide changes, Superintendent Harris is making systemic changes and transforming the culture from one of defensive defeatism to re-energized optimism, bringing community and staff together to achieve high, but achievable, goals. Meeting the state attendance standard this past school year is an example of the impact this strategy's success has had.

Complementing Dr. Harris's vision are changes Treasurer Jerry Buccilla has made in the Treasurer's Office. The most recent annual state audit noted only six findings and the accompanying management letter included only 20 citations and recommendations. Since the 1997-98 audit, findings have diminished from 24 to 6 and citations and recommendations from 45 to 20. The audit noted no material weaknesses in the District's fiscal controls.

The favorable audit helped to lay the foundation for the Columbus Public Schools' improved bond ratings by Standard & Poor's, Moody's and Fitch Ratings Services in April, which in turn saved the District and the greater community a substantial amount of money when the construction bonds were sold.

District staff are supporting systemic changes and focusing on targeted initiatives, all of which are designed to increase student academic achievement; to close long-standing achievement gaps that can be identified by race, poverty and gender, among other factors; and to build staff capacity to provide quality instruction, set higher expectations for all students and achieve measurable results in safe, warm, dry, inviting and adequately equipped learning environments.

CURRENT INITIATIVES (Continued)

Specific District activities that support the goal of increased academic achievement, grouped under the six major areas of the 2003-05 DCIP include the following:

I. Quality Instruction

Columbus Public Schools will ensure that teachers have the knowledge, skills and expertise to effectively deliver instruction to increase academic achievement for all students.

Highlights of the strategies under Quality Instruction include:

1. Focusing on intensive staff development, especially in the areas of:
 - a. Curriculum guides; course content;
 - b. The unified reading program, Literacy Across Columbus Elementary Schools (LACES), which is being piloted in 30 Columbus schools this year;
 - c. Leadership development;
 - d. Teacher training in effective classroom management and practices;
 - e. Student intervention, conflict management, classroom management and cultural diversity; and
 - f. Effective collection and use of data;
2. Emphasizing selected core competencies through:
 - a. Use of writing in all classes and use of writing portfolios and rubrics;
 - b. Standardized, aligned curriculum guides;
 - c. Proficiency institutes, expanded learning opportunities and community tutoring programs; and
 - d. Creation of data teams in elementary and middle schools;
3. Using a single point of contact with selected post-secondary schools to maximize the effectiveness of collaborations involving students and staff;
4. Sharing research regarding instructional programs and strategies that reduce achievement gaps;
5. Identifying and better addressing the academic, social and emotional needs and assets of students through:
 - a. Training of new and current staff, as needed, in the Student Assistance and Intervention for Learning program (SAIL) and identifying non-academic barriers to learning and
 - b. Training by school nurses in first aid, CPR, communicable disease and the Heimlich maneuver;
6. Employing highly qualified certificated staff, increasing the level of minority teachers hired by the District, and improving the retention rate of qualified employees through:
 - a. Piloting new recruitment assessment models;
 - b. Assessing the results of all recruitment efforts to determine the effectiveness and the appropriate use of resources; and
 - c. Seeking business models for recruitment initiatives through external partnerships with business and community organizations.

II. Committed Leadership

The Columbus Public Schools will assure that all District leaders (board, administration, and staff) are mutually responsible for developing, implementing and monitoring policies and practices that will lead to increased academic performance for all student groups.

CURRENT INITIATIVES (Continued)

II. Committed Leadership (Continued)

Highlights of the strategies under Committed Leadership include:

1. Developing, implementing and monitoring:
 - a. Best practices by providing essential training and support mechanisms and
 - b. A comprehensive student support system that upholds academic success for all students;
2. Identifying, monitoring, positioning, and strategically engaging public officials and policy makers on various education-related issues at the federal, state and local levels;
3. Expanding channels of internal communications;
4. Developing and implementing specific strategies to address the disproportionate number of suspensions and expulsions of various disaggregated groups;
5. Providing a list of the standards in which leadership trainees, aspiring principals and first- and second-year principals must demonstrate mastery;
6. Using walk-throughs, other observations, program evaluations and other related tools to assess mastery of various criteria;
7. Completing a bank of best practices and using technology and study groups to disseminate the data and train teachers;
8. Implementing a comprehensive research-based training program for School Progress Review Teams and others assisting schools in improving learning;
9. Adopting the Differentiated Instruction model District wide and securing national and local experts to train multi-disciplinary teams of District staff to be trainers;
10. Providing school staffs with training and support that address creating positive classroom/school learning environments as a means of increasing student academic performance;
11. Submitting proposals to local, state, and federal sources whose funding targets align with District goals and objectives;
12. Recognizing employees for outstanding service through a District wide recognition program; and
13. Using annual staff focus groups to survey employees about existing communications channels and making adjustments based on feedback.

III. Opportunity to Learn

Columbus Public Schools will remove institutional barriers that prevent students from learning as well as they should.

Highlights of the strategies under Opportunity to Learn include:

1. Providing all schools with District curriculum and measurable expectations aligned to state standards;
2. Providing principals and teachers with effective, research-based instructional strategies;
3. Expanding advanced placement courses at the high school level and increasing the number of challenging classes at the middle school level;
4. Using Target Teach, proficiency, and other data to monitor student progress and determine interventions as needed;
5. Providing alternative testing through the use of grant monies, as well as piloting a new large-group test to identify gifted students in ability and achievement;
6. Providing formal training to all educators in how to meet the academic, social, and emotional needs of gifted children;

CURRENT INITIATIVES (Continued)

III. Opportunity to Learn (Continued)

7. Expanding the use of resource teachers in all schools;
8. Collaborating with the City of Columbus and community partners to provide programs and services to increase student attendance;
9. Using attendance data to identify chronically absent students and work with them to increase attendance;
10. Bringing together a support system of school staff and community partners to help students with special needs and their families remove non-academic barriers to learning;
11. Developing and implementing an effective evaluation process to assess the middle-school Project S.M.A.R.T. program's impact on increasing student attendance;
12. Revising the school choice computer application program to incorporate changes in District regulations;
13. Using a variety of channels to provide school-specific information and a revised application process that is readily available so that students and parents may make more informed choices when applying for school choice transfers;
14. Securing additional financial resources to maintain the highest level of safety and security for District students, staff and property;
15. Targeting those schools having the greatest need for replacement of security equipment and developing an implementation schedule for them;
16. Developing a more effective in-service program for staff with regard to ongoing security procedures and programs;
17. Instituting an identification card system for students and improving the current staff identification card system; and
18. Ensuring that all students have access to a challenging curriculum.

IV. Student Motivation

Columbus Public Schools will examine issues surrounding student motivation and examine why students sometimes choose to give less than their best effort.

Highlights of the strategies under Student Motivation include:

1. Promoting staff understanding of the cultures represented by the District's students and families and the use of multicultural content in all subject areas;
2. Providing classes and workshops on working effectively with students from other cultural groups and limited English proficiency;
3. Having school staffs determine culturally relevant strategies they can use to improve academic achievement within the diverse student groups in their school;
4. Using disaggregated discipline data to determine inequitable student treatment and achievement gaps and address them;
5. Using the annual parent survey to compile baseline data related to student motivation and using the data to better focus student support efforts;
6. Providing strategies and training on motivational techniques, differentiated instruction, and cooperative learning;
7. Using buildings where student motivation appears to be high to learn about effective techniques used there; and
8. Providing relevant strategies and resources with multicultural themes and interdisciplinary approaches based on building and District demographics.

CURRENT INITIATIVES (Continued)

V. Efficient, Equitable Operations

Columbus Public Schools will adopt practices that govern the allocation of resources in an equitable manner and that lead to a more efficient operation.

Highlights of the strategies under Efficient, Equitable Operations include:

1. Developing a K-12 technology curriculum and policy;
2. Integrating data from the Primary Prevention Awareness Attitude and Use Survey (PPAAUS) to determine specific program development and/or program expansion;
3. Developing and implementing a comprehensive plan for collecting and recording school health services data;
4. Developing weighted student formulas for all staffing areas;
5. Developing a progressive implementation of a central registration process;
6. Increasing the monitoring of spending levels on a monthly basis and providing a summary report to all division heads;
7. Researching the best practices for disseminating work place safety information to the various district schools and departments and determining best practices for the District;
8. Purchasing an inventory software program;
9. Recruiting, developing, and sustaining partnerships with business and community organizations through the Partners In Education program with a focus on high needs schools;
10. Continuing programs including Guest Reader and Principal for a Day® that engage community members in the work of District schools;
11. Keeping community and business leaders apprised annually about key initiatives for which support is being sought;
12. Implementing purchasing methods and practices that support the District's Outreach Policy and directly improve overall cost and efficiency;
13. Maintaining an average student travel time via school bus of 45 minutes or less per run;
14. Using a new Computerized Maintenance Management System and conducting surveys to determine levels of satisfaction and take corrective action;
15. Completing the first segment of a seven-segment comprehensive capital improvement program: building 18 new schools, renovating and enlarging two schools, and closing two schools;
16. Establishing a school/community-based Project Planning Team for each school project by the start of the design phase;
17. Realigning the Management Information Services organization, including the addition of key leadership positions, a department job skills assessment, and new job assignments as necessary;
18. Developing and updating written Human Resource policies and guidelines to establish consistent practices throughout the District;
19. Developing a comprehensive staff development program for non-teaching staff; and
20. Increasing the demographic diversity of staff throughout the District.

Goal VI. Parent/Community Involvement

Columbus Public Schools will engage the active involvement of parents, businesses, and political and civic organizations to support student achievement.

CURRENT INITIATIVES (Continued)

Goal VI. Parent/Community Involvement (Continued)

Highlights of the strategies under Parent/Community Involvement include:

1. Communicating academic expectations of its students to parent/guardians, along with suggestions that support student achievement, more effectively;
2. Collaborating with community-based pre-kindergarten programs to help ensure a strong foundation in basic literacy skills;
3. Offering career education programs to parents of children at all levels so that parents can help students make good career choices and pick the classes that support these services;
4. Creating a committee of school staff, church leaders, public library staff, and community and business leaders who will review disaggregated reading data on CPS students and adult literacy in Columbus and then plan an out-of-school literacy campaign;
5. Using a variety of media to send targeted messages from the superintendent to parents and the Columbus community; and
6. Developing a range of printed materials to provide information about the District to its partners and other interested individuals and groups.

FINANCIAL INFORMATION

Fiscal Management

The Board appointed Jerry K. Buccilla to the position of District Treasurer in August, 1999. Mr. Buccilla served as Interim Treasurer from January, 1999 to July, 1999. Mr. Buccilla oversees the District budget of approximately \$900 million dollars, along with monitoring various funds and grants, cost analysis, payroll, general accounting and cash reconciliation, the audit process, and daily bank assessment. Mr. Buccilla has two assistant treasurers and supervises 69 employees in the Treasurer's Office.

Financial Condition

This is the second year the District has prepared financial statements following GASB 34, "Basic Financial Statements-and Management's Discussion and Analysis-for State and Local Governments." Basic financial statements for reporting on the District's financial activities are as follows:

Government-wide financial statements: these statements are prepared on an accrual basis of accounting that is similar to the basis of accounting followed by many businesses. The Government-wide statements distinguish between those activities of the District that are Governmental and those that are considered Business-Type Activities.

Fund financial statements: these statements present information for individual major funds rather than by fund type. Nonmajor funds are presented in total in one column. Governmental funds use the modified accrual basis of accounting and include a reconciliation to the Governmental Activities accrual information presented in the Government-wide financial statements. Proprietary and fiduciary funds use the accrual basis of accounting.

As part of this reporting model, management is responsible for preparing a Management Discussion and Analysis of the District. This discussion is presented in the financial section of this report and provides an assessment of the District's finances for 2003.

FINANCIAL INFORMATION (Continued)

Budgeting, Tax Levy and Appropriations Procedures

The Ohio Revised Code contains detailed provisions regarding the District's budgeting, tax levy and appropriation procedures. These procedures involve review by County officials at several steps. District budgeting for a fiscal year formally begins with the preparation of a tax budget. After a public hearing, this budget is adopted by the Board prior to the fiscal year to which it pertains. Among other items, the tax budget must show the amounts required for debt service, the estimated receipts for payment from sources other than ad valorem property taxes and the net amount for which an ad valorem property tax levy must be made. The tax budget then is presented for review to the County Budget Commission, comprised of the County Auditor, County Treasurer and County Prosecuting Attorney. Upon approval of the tax budget, the County Budget Commission certifies its actions to the Board together with the approved tax rates. Thereafter, the Board levies the approved taxes and certifies them to the proper County officials. The approved and certified tax rates are reflected in the tax bills sent to property owners during the collection year. Real property taxes are payable on a calendar-year basis, generally in two installments with the first due usually in January and the second due in June.

At the start of each fiscal year, the Board adopts a temporary appropriation measure to begin that new fiscal year and then, within three months, a permanent appropriation measure for that fiscal year. Permanent appropriation measures may be amended or supplemented during the fiscal year. Annual appropriations may not exceed the County Budget Commission's official estimates of resources. The County Auditor must certify that the Board's appropriation measures, including any supplements or amendments, do not appropriate monies in excess of the amounts set forth in the latest of those official estimates.

Financial Reports and Auditing

The District maintains its accounts, appropriations and other fiscal records in accordance with the procedures established and prescribed by the Auditor of State. Law charges the Auditor of State with the responsibility of auditing the accounts and records of each taxing subdivision and most public agencies and institutions. District receipts and expenditures are maintained on a cash basis, pursuant to accounting procedures prescribed by the Auditor of State which is generally applicable to all Ohio school districts. Beginning with Fiscal Year 1988, the records of these cash receipts and expenditures have been converted annually for report purposes to a basis of accounting in accordance with accounting principles generally accepted in the United States of America for governments as prescribed by the Governmental Accounting Standards Board.

Internal Control

The Administration has established and staffed an internal audit position with responsibility for developing, monitoring and reporting on internal accounting controls and performing compliance and operational audits, specialized investigations, and post-audit reviews.

FINANCIAL INFORMATION (Continued)

Pension Plans

Present and retired employees of the District are covered under two statewide public retirement (including disability retirement) systems. The State Teachers Retirement System (STRS) is applicable to all teachers, principals, supervisors and administrators employed by the District who are required to hold a certificate issued by the State Department of Education pursuant to the Code. All other employees (with the exception of two Board members who are covered by FICA) are covered by the School Employees Retirement System (SERS). Pursuant to federal law, all District employees hired after March 31, 1986 are required to participate in the federal Medicare program which currently requires employee and employer contributions each equal to 1.45 percent of the employee's wages subject to the FICA wage limit. Both STRS and SERS were created by and operate pursuant to Ohio law. The General Assembly could determine to amend the format of either system and could revise rates or methods of contribution to be made by the District into the pension funds and revise benefits or benefit levels.

Cash Management

The District pools its cash for maximum investing efficiency. Ohio law and District policy authorize the Treasurer to invest in various investments that are detailed in Note 4 of the Notes to the Basic Financial Statements. Investment earnings are credited to the General Fund, the Building Capital Projects Fund, the Permanent Fund, the Classroom Facilities Capital Projects Fund, the Miscellaneous Federal Grants Special Revenue Fund, and the Food Service Enterprise Fund.

Risk Management:

Employee Health Care Benefits

The District is self-insured for the employee health care benefits for all of its employees. The District program is administered by United Health Care, which provides claims review and processing services. The health care self-insurance is accounted for in the General Fund. The District records a liability for incurred but unreported claims at year-end based upon an independent actuarial evaluation of claims payable. The District recorded claims payable of \$8,205,899 in the General Fund on the Balance Sheet for these obligations. The District carries stop-loss coverage for employee health care benefits.

Workers Compensation Retrospective Rating Program The District participates in the Ohio Bureau of Workers' Compensation (the Bureau) Retrospective Rating Plan. Under the retrospective rating plan, the District assumes a portion of the risk in return for a reduction in current premiums. Current limits for claims incurred in calendar year 2003 are an unlimited amount per claim and 150% of the annual premium in the aggregate. The respective long-term liability for workers' compensation is recorded in the statement of net assets in the total amount of \$14,498,303. The District reported \$2,807,441 as the workers compensation portion of claims payable reported within the General Fund on the Balance Sheet.

Vehicle and General Liability

The District is responsible for the first \$500,000 per claim, the next \$4,500,000 in claims is payable by The Insurance Company of the State of Pennsylvania and the remaining \$5,000,000 in claims payable is covered by Royal Insurance Company. The renewal date is June 30, 2004. A new policy was entered into on July 1, 2003.

The District has general liability with Genesis Insurance Company in the amount of \$2,000,000 per occurrence, and \$3,000,000 aggregate. The renewal date is August, 2004.

FINANCIAL INFORMATION (Continued)

Property Damage

The District is insured for property damage by Allianz Insurance Company, with a per occurrence policy limit of \$100,000,000 and a deductible of \$1,000,000.

The policy allows for losses in excess of \$250,000, but less than \$1 million is counted towards the deductible. The deductible, if needed, will be paid from the Replacement Fund (Capital Projects). The renewal date is December 2003.

The District also carries insurance on leased modular units with Travelers Indemnity Company of Illinois in an amount equal to the agreed upon value of the leased modular units with an expiration date of June 30, 2003. This policy was renewed on July 1, 2003.

Builder's Risk Insurance

The District carries builders risk insurance with RLI Insurance Company in the amount of \$2,000,000 per occurrence and \$4,000,000 aggregate coverage. This policy expires May 2004. Additionally, a separate builder's risk policy is in place to cover the Linden Elementary construction project.

Boiler and Machinery Coverage

The District is insured for boiler and machinery coverage with \$30,000,000 limit with Chubb.

Settled claims have not exceeded these commercial coverages in any of the past three years.

LITIGATION

The District is party to various legal proceedings for damages or injunctive relief. The District's legal counsel estimates that the potential uninsured claims against the District resulting from those proceedings would not materially affect the financial statements of the District.

INDEPENDENT AUDIT

The Basic Financial Statements of the District are audited by the District's independent auditor, Betty Montgomery, Auditor of State. The Independent Accountants' Report is included in the financial section of this report.

AWARDS

GFOA - Certificate of Achievement for Excellence in Financial Reporting

The Government Finance Officers Association of the United States and Canada (GFOA) awarded a Certificate of Achievement for Excellence in Financial Reporting to the Columbus City School District for its Comprehensive Annual Financial Report (CAFR) for the Fiscal Year Ended June 30, 2002. This was the third consecutive year that the District has achieved this prestigious award. In order to be awarded a Certificate of Achievement, a government must publish an easily readable and efficiently organized CAFR. This report must satisfy both generally accepted accounting principles and applicable legal requirements. A Certificate of Award is valid for a period of one year only. We are submitting our current CAFR to GFOA to determine its eligibility for another certificate as we believe our current report conforms to the Certificate of Award Achievement Program's requirements.

AWARDS (Continued)

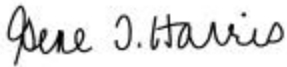
ASBO - Certificate of Excellence

The Columbus City School District received the Association of School Business Officials International (ASBO) Certificate of Excellence in Financial Reporting for its Comprehensive Annual Financial Report (CAFR) for the fiscal years ended June 30, 2002, 2001 and 2000. This award certifies that the report substantially conforms to the principles and standards of financial reporting as recommended and adopted by the Association of School Business Officials International. An expert ASBO Panel of Review consisting of certified public accountants and practicing school business officials grants the award only after an intensive review of financial reports. Receiving the award is recognition that a school system has met the highest standards of excellence in school financial reporting. A Certificate of Excellence is valid for a period of one year only. We are submitting our current CAFR to ASBO, as we believe that our current report conforms to the Certificate of Excellence Program requirements.

ACKNOWLEDGEMENTS

The preparation of this report on a timely basis could not have been accomplished without the efficient and dedicated services of the entire staff of the Treasurer's Office. We want to express our appreciation to all who assisted and contributed to its preparation.

We also thank the members of the Board for their interest and support in planning and conducting the financial operations of the District in a fiscally responsible and progressive manner.



Gene T. Harris, Ph.D.
Superintendent



Jerry K. Buccilla,
Treasurer

**COLUMBUS CITY SCHOOL DISTRICT
APPOINTED OFFICIALS
JUNE 30, 2003**

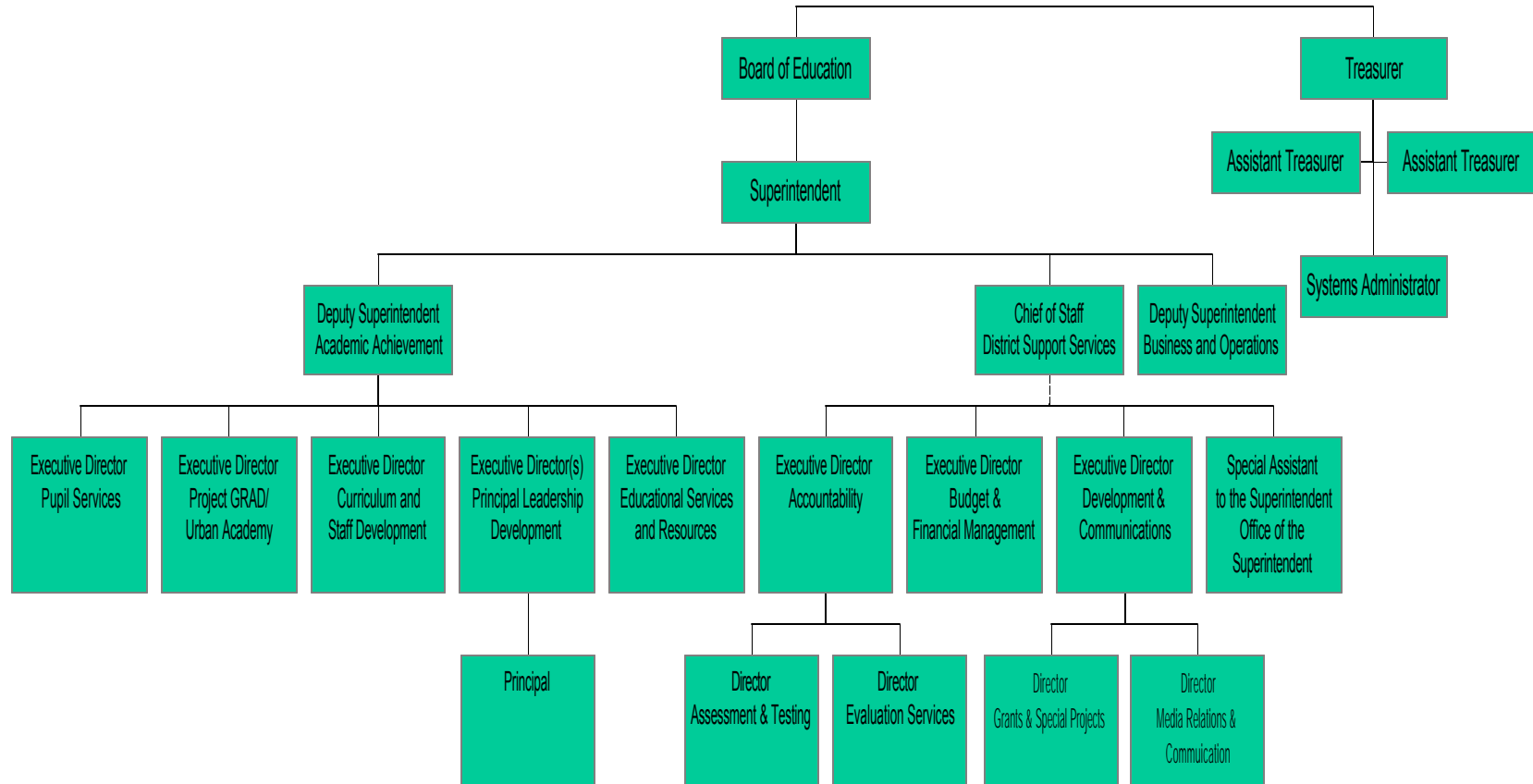
Gene Harris, Ph.D.

Superintendent of Schools

Jerry K. Buccilla

Treasurer

COLUMBUS CITY SCHOOL DISTRICT
ORGANIZATION CHART



Certificate of Achievement for Excellence in Financial Reporting

Presented to

Columbus City School
District, Ohio

For its Comprehensive Annual
Financial Report
for the Fiscal Year Ended
June 30, 2002

A Certificate of Achievement for Excellence in Financial Reporting is presented by the Government Finance Officers Association of the United States and Canada to government units and public employee retirement systems whose comprehensive annual financial reports (CAFRs) achieve the highest standards in government accounting and financial reporting.



President

Executive Director

**ASSOCIATION OF SCHOOL BUSINESS OFFICIALS
INTERNATIONAL**



This Certificate of Excellence in Financial Reporting is presented to

COLUMBUS CITY SCHOOL DISTRICT

For its Comprehensive Annual Financial Report (CAFR)
For the Fiscal Year Ended June 30, 2002

Upon recommendation of the Association's Panel of Review which has judged that the Report substantially conforms to principles and standards of ASBO's Certificate of Excellence Program

President

Executive Director

FINANCIAL SECTION



**Auditor of State
Betty Montgomery**

INDEPENDENT ACCOUNTANTS' REPORT

Columbus City School District
Franklin County
270 East State Street
Columbus, Ohio 43215

To the Board of Education:

We have audited the accompanying financial statements of the governmental activities, the business-type activities, each major fund, and the aggregate remaining fund information of the Columbus City School District, Franklin County, Ohio, (the District) as of and for the year ended June 30, 2003, which collectively comprise the District's basic financial statements as listed in the table of contents. These financial statements are the responsibility of the District's management. Our responsibility is to express opinions on these financial statements based on our audit.

We conducted our audit in accordance with auditing standards generally accepted in the United States of America and the standards applicable to financial audits contained in *Government Auditing Standards*, issued by the Comptroller General of the United States. Those standards require that we plan and perform the audit to obtain reasonable assurance about whether the financial statements are free of material misstatement. An audit includes examining, on a test basis, evidence supporting the amounts and disclosures in the financial statements. An audit also includes assessing the accounting principles used and significant estimates made by management, as well as evaluating the overall financial statement presentation. We believe that our audit provides a reasonable basis for our opinions.

In our opinion, the financial statements referred to above present fairly, in all material respects, the respective financial position of the governmental activities, the business-type activities, each major fund, and the aggregate remaining fund information of Columbus City School District, Franklin County, Ohio, as of June 30, 2003, and the respective changes in financial position and cash flows, where applicable, for the year then ended in conformity with accounting principles generally accepted in the United States of America.

In accordance with *Government Auditing Standards*, we have also issued our report dated December 29, 2003, on our consideration of the District's internal control over financial reporting and our tests of its compliance with certain provisions of laws, regulations, contracts and grants. That report is an integral part of an audit performed in accordance with *Government Auditing Standards* and should be read in conjunction with this report in considering the results of our audit.

Management's Discussion and Analysis and the budgetary comparison for the General Fund are not required parts of the basic financial statements, but are supplementary information the Governmental Accounting Standards Board requires. We have applied certain limited procedures, consisting principally of inquiries of management regarding the methods of measurement and presentation of the required supplementary information. However, we did not audit the information and express no opinion on it.

We conducted our audit to form opinions on the financial statements that collectively comprise the District's basic financial statements. The introductory section, combining and individual non-major fund statements and schedules and statistical tables are not a required part of the basic financial statements. We subjected the combining and individual non-major fund statements and schedules to the auditing procedures applied in the audit of the basic financial statements. In our opinion, this information is fairly stated in all material respects, in relation to the basic financial statements taken as a whole. We did not subject the introductory section and statistical tables to the auditing procedures applied in the audit of the basic financial statements, and accordingly, we express no opinion on them.



Betty Montgomery
Auditor of State

December 29, 2003

Columbus City School District
Management's Discussion and Analysis
For the Fiscal Year Ended June 30, 2003
Unaudited

The discussion and analysis of Columbus City School District's (the District) financial performance provides an overall review of the District's financial activities for the fiscal year ended June 30, 2003. The intent of this discussion and analysis is to look at the District's financial performance as a whole; readers should also review the transmittal letter, notes to the basic financial statements and financial statements to enhance their understanding of the District's financial performance.

Financial Highlights

Key financial highlights for 2003 are as follows:

Overall:

Total net assets increased \$46.8 million, primarily in Governmental Activities.

Total revenue was \$769.2 million in 2003.

Total program expenses were \$722.4 million in 2003.

Long term debt and other obligations increased to \$338.7 million in 2003 from \$147.1 million in 2002.

Governmental Activities:

Liabilities increased \$205.8 million from 2002, as did total assets by \$254.8 million.

Total revenue was \$740.3 million in 2003, while program expenses were \$691.3 million.

Program expenses were primarily composed of Instruction, where expenses were \$378.6 million in 2003.

Business-Type Activities:

Program revenues were \$28.9 million for Business Activities, while corresponding expenses were \$31.1 million. This is the primary reason for the decrease in net assets in the business-type activities.

Using this Comprehensive Annual Financial Report (CAFR)

This annual report consists of a series of financial statements and notes to those statements. These statements are organized so the reader can understand the District as a financial whole, an entire operating entity. The statements then proceed to provide an increasingly detailed look at specific financial activities.

The *Statement of Net Assets* and *Statement of Activities* provide information about the activities of the whole District, presenting both an aggregate view of the District's finances and a longer-term view of those finances. Fund financial statements provide the next level of detail. For Governmental Funds, these statements tell how services were financed in the short-term and what remains for future spending. The Fund Financial Statements also look at the District's most significant funds with all other nonmajor funds presented in total in one column. In the case of the District, the General Fund is by far the most significant fund.

Columbus City School District
Management's Discussion and Analysis
For the Fiscal Year Ended June 30, 2003
Unaudited

Reporting the District as a Whole

Statement of Net Assets and the Statement of Activities

While this document contains the large number of funds used by the District to provide programs and activities, the view of the District as a whole looks at all financial transactions and asks the question, "How did we do financially during 2003?" The Statement of Net Assets and the Statement of Activities answers this question. These statements include *all assets* and *liabilities* using the *accrual basis of accounting* similar to the accounting used by most private-sector companies. This basis of accounting takes into account all of the current year's revenues and expenses regardless of when cash is received or paid. These two statements report the District's *net assets* and changes in those assets. This change in net assets is important because it tells the reader that, for the District as a whole, the *financial position* of the District has improved or diminished. The causes of this change may be the result of many factors, some financial, some not. Non-financial factors include the District's property tax base, current property tax laws in Ohio restricting revenue growth, facility conditions, required educational programs and other factors.

In the Statement of Net Assets and the Statement of Activities, the District is divided into two distinct kinds of activities:

Governmental Activities – Most of the District's programs and services are reported here including instruction, support services, operation and maintenance of plant, pupil transportation and extracurricular activities.

Business-Type Activities – These services are provided on a charge for goods or services basis to recover all of the expenses of the goods or services provided. The District's food service, adult education, latchkey, radio station, rotary special services and uniform school supplies programs are reported as business activities.

Reporting the District's Most Significant Funds

Fund Financial Statements

The analysis of the District's major funds begins on page F-16. Fund financial reports provide detailed information about the District's major funds. The District uses many funds to account for a multitude of financial transactions. However, these fund financial statements focus on the District's most significant funds. The District's major Governmental Funds are the General Fund, the Debt Service Fund and the Classroom Facilities Fund. The District's major Proprietary Fund is the Food Service Fund.

Governmental Funds Most of the District's activities are reported in Governmental Funds, which focus on how money flows into and out of those funds and the balances left at year-end available for spending in future periods. These funds are reported using an accounting method called *modified accrual*, which measures cash and all other *financial assets* that can readily be converted to cash. The Governmental Fund Statements provide a detailed *short-term view* of the District's general government operations and the basic services it provides. Governmental fund information helps you determine whether there are more or fewer financial resources that can be spent in the near future to finance educational programs. The relationship (or differences) between governmental *activities* (reported in the Statement of Net Assets and the Statement of Activities) and Governmental *Funds* is reconciled in the financial statements.

Proprietary Funds Proprietary funds use the same basis of accounting as business-type activities; therefore, these statements will essentially match the information provided in statements for the District as a whole.

Columbus City School District
Management's Discussion and Analysis
For the Fiscal Year Ended June 30, 2003
Unaudited

The District as a Whole

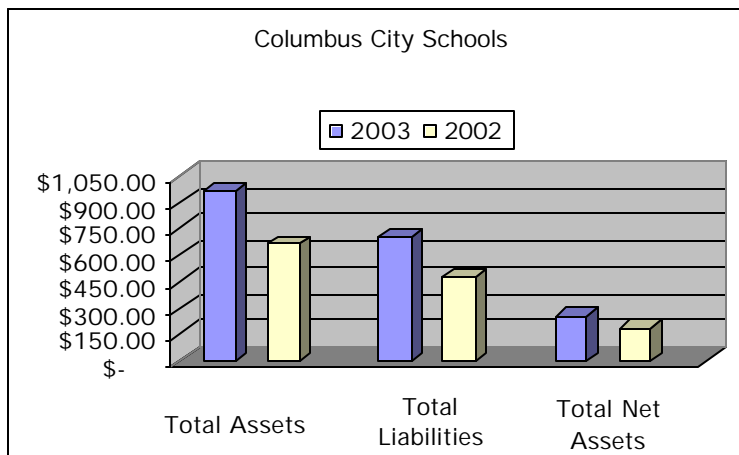
Recall that the Statement of Net Assets provides the perspective of the District as a whole. Table 1 provides a summary of the District's net assets for 2003 compared to the prior year:

Table 1
 Net Assets
 (In Millions)

	<u>Governmental Activities</u>		<u>Business-Type Activities</u>		<u>Totals</u>	
	<u>2003</u>	<u>2002</u>	<u>2003</u>	<u>2002</u>	<u>2003</u>	<u>2002</u>
<i>Assets</i>						
Current and Other Assets	\$ 708.2	\$ 439.7	\$ 6.6	\$ 8.7	\$ 714.8	\$ 448.4
Capital Assets	209.8	223.5	3.2	3.3	213.0	226.8
<i>Total Assets</i>	<u>918.0</u>	<u>663.2</u>	<u>9.8</u>	<u>12.0</u>	<u>927.8</u>	<u>675.2</u>
<i>Liabilities</i>						
Long Term Liabilities	337.0	145.4	1.7	1.7	338.7	147.1
Other Liabilities	<u>344.6</u>	<u>330.3</u>	<u>0.6</u>	<u>0.7</u>	<u>345.2</u>	<u>331.0</u>
<i>Total Liabilities</i>	<u>681.6</u>	<u>475.7</u>	<u>2.3</u>	<u>2.4</u>	<u>683.9</u>	<u>478.1</u>
<i>Net Assets</i>						
<i>Invested in Capital Assets</i>						
Net of Debt	161.1	155.5	3.0	2.9	164.1	158.4
Restricted	315.7	30.5	-	-	315.7	30.5
Unrestricted (deficit)	<u>(240.4)</u>	<u>1.5</u>	<u>4.5</u>	<u>6.7</u>	<u>(235.9)</u>	<u>8.2</u>
<i>Total Net Assets</i>	<u>\$ 236.4</u>	<u>\$ 187.5</u>	<u>\$ 7.5</u>	<u>\$ 9.6</u>	<u>\$ 243.9</u>	<u>\$ 197.1</u>

Total assets increased by \$252.6 million. The primary reason for this increase is that Cash increased from \$155.8 million in 2002 to \$321.8 million in 2003. The second major reason for this increase is that intergovernmental receivables increased by \$87.1 million primarily due to the recognition of the State's share of this phase of the Classroom Facilities Project. Another reason is that taxes receivable increased by \$11.9 million from 2002 to 2003. The other reason is that Capital Assets, Net decreased by \$13.8 million from 2002 to 2003. Liabilities increased by \$205.8 million. This increase for 2003 was the result of a net increase in long-term debt of \$191.6 million, an increase of deferred revenue of \$4.8 million, and an increase of other current liabilities of \$9.5. The net impact was an increase in net assets of \$48.2 million.

Graph 1.
 Net Assets Governmental Activities
 (In Millions)



Columbus City School District
Management's Discussion and Analysis
For the Fiscal Year Ended June 30, 2003
Unaudited

The District as a Whole – Continued

Table 2 shows the comparative changes in net assets for fiscal years 2003 and 2002.

Table 2.
Changes In Net Assets For Governmental Activities and Business-Type Activities
(In Millions)

	Governmental Activities		Business- Type Activities	
	<u>2003</u>	<u>2002</u>	<u>2003</u>	<u>2002</u>
Revenues				
<i>Program Revenues:</i>				
Charges For Services and Sales	\$ 7.9	\$ 8.0	\$ 9.2	\$ 9.9
Operating Grants	145.2	99.4	19.7	18.6
Capital Grants and Contributions	68.2	0.4	-	-
<i>General Revenue:</i>				
Property Taxes	324.9	296.2	-	-
Grants and Entitlements	186.3	203.0	-	-
Other	<u>7.8</u>	<u>11.6</u>	<u>-</u>	<u>0.1</u>
Total Revenue	<u>740.3</u>	<u>618.6</u>	<u>28.9</u>	<u>28.6</u>
Program Expenses				
Instruction	378.6	357.8	-	-
Support Services:				
Pupil and Instructional Staff	102.1	102.6	-	-
Board of Education, Administration				
Fiscal and Business	71.6	67.3	-	-
Operation and Maintenance of Plant	65.3	60.6	-	-
Pupil Transportation	29.6	30.2	-	-
Other Support Services	25.7	27.4	-	-
Enterprise Operations	0.2	0.2	-	-
Extracurricular Services	8.4	8.3	-	-
Community Services	6.2	6.7	-	-
Interest and Fiscal Changes	3.6	3.0	-	-
Food Service	-	-	24.8	23.2
Adult and Community Education	-	-	2.8	3.3
WCBE Radio	-	-	1.0	0.9
Latchkey	-	-	2.4	2.4
Uniform School Supplies	<u>-</u>	<u>-</u>	<u>-</u>	<u>0.1</u>
Total Expenses	<u>691.3</u>	<u>664.1</u>	<u>31.0</u>	<u>29.9</u>
Increase (Decrease) In Net Assets	49.0	(45.5)	(2.1)	(1.3)
Net Assets - July 1	<u>187.5</u>	<u>233.0</u>	<u>9.6</u>	<u>10.9</u>
Net Assets - June 30	<u>\$ 236.5</u>	<u>\$ 187.5</u>	<u>\$ 7.5</u>	<u>\$ 9.6</u>

Columbus City School District
Management's Discussion and Analysis
For the Fiscal Year Ended June 30, 2003
Unaudited

Governmental Activities

The unique nature of property taxes in Ohio creates the need to routinely seek voter approval for operating funds. The overall revenue generated by a voted levy does not increase solely as a result of inflation. Thus school districts dependent upon property taxes are hampered by a lack of revenue growth and must regularly return to voters to maintain a constant level of service. Property taxes made up 44 percent of revenues for Governmental Activities for the District in fiscal year 2003. Intergovernmental revenues increased substantially primarily due to an intergovernmental receivable from the State of Ohio related to their share of the Classroom Facilities Program.

Interest expense was attributable to the outstanding bonds and capital leases.

The Statement of Activities shows the cost of program services and the charges for services and grants offsetting those services. Table 3 shows, for Government Activities, the total cost of services and the net cost of services. That is, it identifies the cost of these services supported by tax revenue and unrestricted State entitlements.

The dependence upon tax revenues and intergovernmental foundation monies for governmental activities is apparent. Over 75 percent of instruction activities are supported through taxes, intergovernmental foundation monies and other general revenues; for all governmental activities general revenue support is 70 percent as shown in Table 2. The community and the State of Ohio, as a whole, provide the vast majority of resources for Columbus City School District students.

Table 3
 Total Cost of Program Services
 Governmental Activities
 (In Thousands)

	<u>2003</u>		<u>2002</u>	
	<u>Total Cost of Service</u>	<u>Net Cost of Service</u>	<u>Total Cost of Service</u>	<u>Net Cost of Service</u>
Instruction	\$ 378,581	\$ 283,867	\$ 357,795	\$ 289,288
Support Services:				
Pupil and Instructional Staff	102,077	66,932	102,613	79,759
Board of Education, Administration				
Fiscal and Business	71,554	66,780	67,320	63,271
Operation and Maintenance of Plant	65,305	64,416	60,639	59,685
Pupil Transportation	29,596	19,249	30,200	28,845
Other	25,741	24,166	27,405	25,757
Enterprise Operations	169	90	151	80
Extracurricular Activities	8,428	6,753	8,250	6,162
Community Services	6,212	(729)	6,697	367
Facilities Acquisition and Construction	-	(65,140)	-	-
Interest and Fiscal Charges	3,595	3,595	2,979	2,979
Total Expenses	<u>\$ 691,258</u>	<u>\$ 469,979</u>	<u>\$ 664,049</u>	<u>\$ 556,193</u>

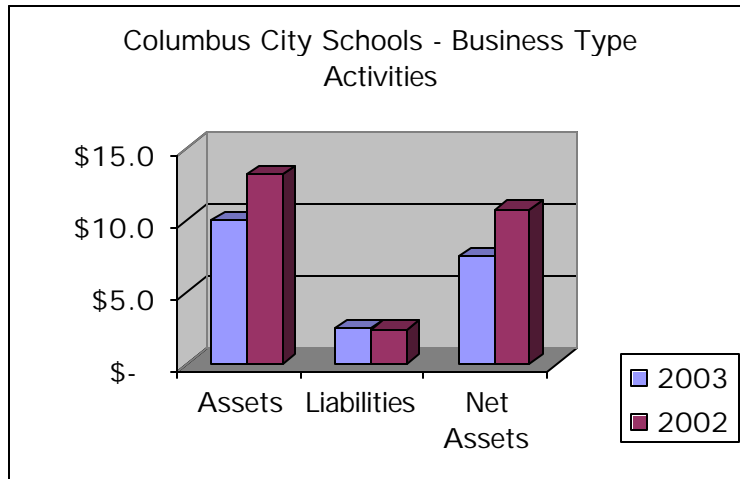
Columbus City School District
Management's Discussion and Analysis
For the Fiscal Year Ended June 30, 2003
Unaudited

Business-Type Activities

Business-type activities include food service, adult education, latchkey, WCBE radio station, uniform school supply and rotary special services.

Overall net assets declined \$2.1 million from 2002 to 2003. The primary reason for this decrease relates to the decline in Unrestricted Net Assets from \$6.6 million in 2002 to \$4.4 million in 2003. Cash has declined from \$5.2 million in 2002 to just over \$3.8 million for 2003. Only program revenues support Business-Type Activities and during 2003 program expenses exceeded program revenues which resulted in the above declines.

Graph 2.
 Net Assets Business-Type Activities
 (In Millions)



The District's Funds

Information about the District's major Governmental Funds starts on page F-16. The Governmental Funds are accounted for using the modified accrual basis of accounting. All Governmental Funds had total revenues of \$654.2 million and expenditures of \$695.2 million. The net change in fund balance for the year was most significant in the General Fund, where the General Fund unreserved fund balance went from \$27.2 million in 2002 to a deficit of \$15.9 million for 2003. Information about the District's only major Proprietary Fund starts on page F-20. The Proprietary Funds are accounted for using the full accrual basis of accounting. Proprietary Funds had a net decrease in net assets of \$2.1 million with the Food Service Fund accounting for \$2.0 million of the change. Operating revenues declined by \$.5 million, expenses increased by \$1.3 million, and nonoperating revenues increased by \$.9 million.

General Fund Budgeting Highlights

The District's budget is prepared according to Ohio law and is based on accounting for certain transactions on a basis of cash receipts, disbursements and encumbrances. The most significant budgeted fund is the General Fund.

During the course of fiscal year 2003 the District amended its General Fund budget numerous times, none significant.

Columbus City School District
Management's Discussion and Analysis
For the Fiscal Year Ended June 30, 2003
Unaudited

General Fund Budgeting Highlights– Continued

For the General Fund, budget basis revenue was \$566.9 million, above original budget estimates of \$559.2 million. Of this \$7.7 million difference, tax revenue was \$4.0 million above original estimates, intergovernmental revenue was \$3.5 million above original estimates and various other revenue categories made up the remaining \$.2 million.

Total actual expenditures on the budget basis (cash outlays plus encumbrances) were \$616.0 million, \$49.1 million above revenues.

Capital Assets and Debt Administration

Capital Assets

At the end of fiscal 2003 the District had \$212.99 million invested in land, land improvements, buildings and improvements, furniture and equipment, vehicles, library books and textbooks and construction in progress, \$209.75 million in Governmental Activities. Tables 4.1 and 4.2 show fiscal 2003 and 2002 balances by Governmental Activity and Business-Type Activity:

Table 4.1
 Capital Assets At June 30
 (Net of Depreciation-In Millions)
 Governmental Activity

	<u>2003</u>	<u>2002</u>
Land	\$ 24.98	\$ 24.98
Land Improvements	6.60	7.25
Buildings & Improvements	130.54	132.05
Furniture & Equipment	17.68	28.21
Vehicles	9.23	9.22
Library Books & Textbooks	16.98	16.52
Construction in Progress	3.74	5.28
Total	<u>\$ 209.75</u>	<u>\$ 223.51</u>

Table 4.2
 Capital Assets At June 30
 (Net of Depreciation-In Millions)
 Business-Type Activities

	<u>2003</u>	<u>2002</u>
Land	\$ 0.15	\$ 0.15
Buildings & Improvements	0.60	0.67
Furniture & Equipment	1.95	1.89
Vehicles	0.54	0.59
Total	<u>\$ 3.24</u>	<u>\$ 3.30</u>

Columbus City School District
Management's Discussion and Analysis
For the Fiscal Year Ended June 30, 2003
Unaudited

Capital Assets and Debt Administration - Continued

Capital Assets - Continued

The decrease in Capital Assets for Governmental Activities is due to recognizing \$29.1 million in depreciation expense for 2003, offset by \$17.0 million in acquisitions. These acquisitions were distributed among building improvements, vehicles, textbooks and construction in progress. The District also retired \$.1 million in assets (net of depreciation). The decrease in Capital Assets for Business-Type Activities is due to recognizing \$.29 million in depreciation expense for 2003, offset by \$.23 million in acquisitions. These acquisitions were distributed among vehicles, furniture and equipment. The District also retired \$.01 million in assets (net of depreciation). The District continued its ongoing commitment to maintaining and improving its Capital Assets. Please see Note 6 of the Notes to the Basic Financial Statements for a more detailed analysis of Capital Assets.

For fiscal year 2000, a change in Ohio law required school districts to set aside two percent of certain revenues for capital improvements and an additional two percent for textbooks; this amount was increased to three percent beginning in fiscal 2001. For fiscal year 2003, this amounted to \$13.04 million for each set aside. For fiscal year 2003 the District had qualifying disbursements or offsets exceeding these requirements for capital improvements and for textbooks.

Debt

At June 30, 2003 the District had \$254.79 million in bonds, \$ 9.83 million due within one year.

Table 5 summarizes bonds outstanding for the past two years:

Table 5
 Outstanding Debt At June 30
 Governmental Activities
 (In Millions)

	<u>2003</u>	<u>2002</u>
General Obligation Bonds	\$ 241.72	\$ 42.30
Energy Conservation Bonds	<u>13.07</u>	<u>14.77</u>
Total	<u>\$ 254.79</u>	<u>\$ 57.07</u>

The District issued and redeemed \$167 million in short term bond anticipation notes during fiscal year 2003. The District issued \$200 million in long term bonds to finance the first two phases of their Facilities Master Plan. Please see Note 9 of the Notes to the Basic Financial Statements for a more detailed analysis of debt and other long term obligations.

All General Obligation Bonds and Energy Conservation Bonds outstanding are general obligations of the District for which the full faith and credit of the District is pledged for repayment. The source of repayment is derived from a current 2.0 mill bonded debt tax levy.

At June 30, 2003, the District's overall legal debt margin was \$576.42 million with an unvoted debt margin of \$8.96 million. The debt is well within permissible limits. The District maintains an A-1 bond rating from Moody's Investors Service and an A+ bond rating from Standard & Poor's Rating Services.

Columbus City School District
Management's Discussion and Analysis
For the Fiscal Year Ended June 30, 2003
Unaudited

Capital Lease Obligations

The District did not have any new significant capital leases entered into during fiscal year 2003. The District had previous capital leases, which are being paid for out of both the General Fund (Governmental Activities) and the Food Service Fund (Business-Type Activities). The total capital lease obligations outstanding as of June 30, 2003 were \$1,797,243 in the General Fund (Governmental Activities) and \$230,899 in the Food Service Fund (Business-Type Activities). Of these balances \$932,362 in the Governmental Activities and \$152,074 in the Business-Type Activities were due within one year.

Current Financial Related Activities

The District's financial outlook over the next three years reveals that the fiscal year 2004 ending General Fund cash balance is projected to be approximately \$1 million dollars. The District's fiscal year 2005 ending General Fund cash balance is projected to be a negative \$75 million and later years the negative ending cash balance is projected to increase substantially. The declining projected ending General Fund cash balance is a reflection of the natural challenge of Ohio school district financing. This is due to "capped" revenue growth and natural inflationary growth on the expenditure costs. Even though the ending General Fund cash balances are projected to decline over the next three fiscal years the District has been able to stretch the additional revenues realized from the passage of the 5.5 mill-operating levy in November of 1996 to over a six-year life. This was accomplished through strong fiscal management of the District's finances. The District is currently determining the means to address the fiscal picture.

The District cannot look to the State of Ohio for increased revenue. On December 11, 2002, the Ohio Supreme Court issued its latest opinion regarding the State's school funding plan. The decision reaffirmed earlier decisions that Ohio's current school-funding plan is unconstitutional. The Supreme Court relinquished jurisdiction over the case and directed "...the Ohio General Assembly to enact a school-funding scheme that is thorough and efficient...". The District is currently unable to determine what effect, if any, this decision will have on its future State funding and its financial operations. This scenario requires management to plan carefully and prudently to provide the resources to meet student needs over the next several years.

Columbus City School District has committed itself to financial excellence for many years. The Government Finance Officers Association of the United States and Canada (GFOA) awarded a Certificate of Award of Financial Reporting Achievement to the Columbus City School District for its Comprehensive Annual Financial Report for the Fiscal Years Ended June 30, 2002, 2001 and 2000. Columbus City School District received the Association of School Business Officials International (ASBO) Certificate of Excellence in Financial Reporting for its Comprehensive Annual Financial Report for the fiscal years ended June 30, 2002, 2001 and 2000.

In addition, the District's system of budgeting and internal controls has made significant improvements over the past several years. All of the District's financial abilities will be needed to meet the challenges of the future.

Contacting the District's Financial Management

This financial report is designed to provide our citizen's, taxpayers, and investors and creditors with a general overview of the District's finances and to show the District's accountability for the money it receives. If you have questions about this report or need additional financial information contact Jerry Buccilla, Treasurer at Columbus City School District, 270 East State Street, Columbus, Ohio 43215. Or e-mail at jbuccill@columbus.k12.oh.us.

This page intentionally left blank

Columbus City School District
Statement of Net Assets
As of June 30, 2003

	Governmental Activities	Business-Type Activities	Total
ASSETS			
Equity in Pooled Cash and Cash Equivalents	\$317,943,515	\$3,842,308	\$321,785,823
Receivables			
Taxes	294,044,468	-	294,044,468
Accounts	1,498,135	-	1,498,135
Interest	415,077	1,630	416,707
Intergovernmental	91,562,598	2,236,387	93,798,985
Internal Balances	184,543	(184,543)	-
Materials and Supplies Inventory	945,699	637,539	1,583,238
Unamortized Financing Costs	1,685,676	-	1,685,676
Nondepreciable Capital Assets	28,722,325	151,610	28,873,935
Depreciable Capital Assets, Net	181,029,646	3,088,110	184,117,756
<i>Total Assets</i>	<u>918,031,682</u>	<u>9,773,041</u>	<u>927,804,723</u>
Liabilities			
Accounts Payable	11,416,074	216,768	11,632,842
Accrued Wages and Benefits	51,980,338	447,673	52,428,011
Claims Payable	11,013,340	-	11,013,340
Accrued Interest Payable	933,233	-	933,233
Deferred Revenue	253,771,856	-	253,771,856
Pension Obligations	15,422,458	-	15,422,458
Long-Term Liabilities:			
Due Within One Year	16,797,509	199,455	16,996,964
Due In More Than One Year	320,223,873	1,469,325	321,693,198
<i>Total Liabilities</i>	<u>681,558,681</u>	<u>2,333,221</u>	<u>683,891,902</u>
Net Assets			
Invested in Capital Assets, Net of Related Debt	161,112,744	3,008,821	164,121,565
Restricted for:			
Debt Service	7,868,465	-	7,868,465
Capital Projects	274,385,253	-	274,385,253
Permanent Fund			
Expendable	141,716	-	141,716
Nonexpendable	673,401	-	673,401
Other Purposes	32,655,053	-	32,655,053
Unrestricted (Deficit)	(240,363,631)	4,430,999	(235,932,632)
<i>Total Net Assets</i>	<u>\$236,473,001</u>	<u>\$7,439,820</u>	<u>\$243,912,821</u>

The notes to the financial statements are an integral part of this statement.

Columbus City School District
Statement of Activities
For the Fiscal Year Ended June 30, 2003

	Program Revenues			
	Expenses	Charges for Services and Sales	Operating Grants and Contributions	Capital Grants and Contributions
Governmental Activities				
Instruction:				
Regular	\$281,964,404	\$2,245,228	\$6,901,549	\$1,898,429
Special	72,484,995	437,077	77,871,275	-
Vocational	21,987,545	168,547	1,101,703	150
Other	2,143,723	10,971	4,078,766	-
Support Services:				
Pupil	49,792,142	466,404	11,420,413	-
Instructional Staff	52,285,197	354,247	21,751,485	1,152,150
Administration	62,026,022	1,501,093	2,618,293	-
Business and Fiscal	9,528,287	46,908	607,966	-
Operation and Maintenance of Plant	65,304,673	520,394	368,430	-
Pupil Transportation	29,595,632	252,450	10,093,977	-
Other	25,740,780	197,224	1,377,556	-
Enterprise Operations	169,317	56,060	23,079	-
Extracurricular Activities	8,427,562	1,653,380	21,278	-
Community Services	6,211,707	15,036	6,926,062	-
Facilities Acquisition & Construction	-	-	-	65,139,880
Interest and Fiscal Charges	3,594,662	-	-	-
Total Governmental Activities	691,256,648	7,925,019	145,161,832	68,190,609
Business-Type Activities				
Food Service	24,823,678	4,989,699	17,776,994	-
Adult and Community Education	2,768,309	1,688,509	999,984	-
WCBE Radio	1,000,474	-	920,038	-
Latchkey	2,468,644	2,534,688	-	-
Uniform School Supplies	44,947	31,275	-	-
Total Business-Type Activities	31,106,052	9,244,171	19,697,016	-
Totals	\$722,362,700	\$17,169,190	\$164,858,848	\$68,190,609

General Revenues

Property Taxes Levied for:

General Purposes

Debt Service

Capital Outlay

Grants and Entitlements not Restricted to Specific Programs

Investment Earnings

Gain on the Disposal of Fixed Assets

Miscellaneous

Total General Revenues

Change in Net Assets

Net Assets Beginning of Year

Net Assets End of Year

The notes to the financial statements are an integral part of this statement.

Net (Expense) Revenue
and Changes in Net Assets

Governmental Activities	Business-Type Activities	Total
(\$270,919,198)	\$0	(\$270,919,198)
5,823,357	-	5,823,357
(20,717,145)	-	(20,717,145)
1,946,014	-	1,946,014
(37,905,325)	-	(37,905,325)
(29,027,315)	-	(29,027,315)
(57,906,636)	-	(57,906,636)
(8,873,413)	-	(8,873,413)
(64,415,849)	-	(64,415,849)
(19,249,205)	-	(19,249,205)
(24,166,000)	-	(24,166,000)
(90,178)	-	(90,178)
(6,752,904)	-	(6,752,904)
729,391	-	729,391
65,139,880	-	65,139,880
(3,594,662)	-	(3,594,662)
(469,979,188)	-	(469,979,188)
-	(2,056,985)	(2,056,985)
-	(79,816)	(79,816)
-	(80,436)	(80,436)
-	66,044	66,044
-	(13,672)	(13,672)
-	(2,164,865)	(2,164,865)
(469,979,188)	(2,164,865)	(472,144,053)
307,391,044	-	307,391,044
15,236,909	-	15,236,909
2,267,541	-	2,267,541
186,288,707	-	186,288,707
4,070,833	32,487	4,103,320
59,254	-	59,254
3,627,487	3,563	3,631,050
518,941,775	36,050	518,977,825
48,962,587	(2,128,815)	46,833,772
187,510,414	9,568,635	197,079,049
\$236,473,001	\$7,439,820	\$243,912,821

Columbus City School District

Balance Sheet

Governmental Funds

As of June 30, 2003

	<u>General</u>	<u>Debt Service</u>	<u>Classroom Facilities</u>	<u>Other Governmental Funds</u>	<u>Total Governmental Funds</u>
ASSETS					
Equity in Pooled Cash and Cash Equivalents	\$ 70,550,391	\$ 13,481,640	\$ 155,382,689	\$ 78,528,795	\$ 317,943,515
Receivables					
Taxes	274,958,403	15,332,613	-	3,753,452	294,044,468
Accounts	1,498,135	-	-	-	1,498,135
Interest	145,714	-	265,778	3,585	415,077
Due from Other Governments	1,122,521	-	65,139,880	25,300,197	91,562,598
Interfund Loans Receivable	6,034,493	-	-	-	6,034,493
Materials and Supplies Inventory	945,699	-	-	-	945,699
Total Assets and Other Debits	<u>\$ 355,255,356</u>	<u>\$ 28,814,253</u>	<u>\$ 220,788,347</u>	<u>\$ 107,586,029</u>	<u>\$ 712,443,985</u>
LIABILITIES					
Accounts Payable	\$ 8,207,304	\$ -	\$ 122,715	\$ 3,086,054	\$ 11,416,073
Accrued Wages and Benefits	48,466,788	-	-	3,513,550	51,980,338
Compensated Absences	3,131,059	-	-	8,374	3,139,433
Claims Payable	11,013,340	-	-	-	11,013,340
Deferred Revenues	267,750,112	14,924,803	65,346,672	22,119,272	370,140,859
Interfund Loans Payable	-	-	-	5,849,950	5,849,950
Pension Obligations	11,236,364	-	-	-	11,236,364
Total Liabilities	349,804,967	14,924,803	65,469,387	34,577,200	464,776,357
Fund Balances					
Reserved for Encumbrances	13,117,021	258,130	6,815,325	6,272,184	26,462,660
Reserved for Property Taxes	7,313,223	-	-	-	7,313,223
Reserved for Inventory	945,699	-	-	-	945,699
Reserved for Endowment	-	-	-	673,401	673,401
Unreserved					
Undesignated - Reported In					
General Fund	(15,925,554)	-	-	-	(15,925,554)
Special Revenue Funds	-	-	-	13,828,200	13,828,200
Capital Projects Funds	-	-	148,503,635	52,093,637	200,597,272
Debt Service Fund	-	13,631,320	-	-	13,631,320
Permanent Fund	-	-	-	141,407	141,407
Total Fund Balances	<u>5,450,389</u>	<u>13,889,450</u>	<u>155,318,960</u>	<u>73,008,829</u>	<u>247,667,628</u>
Total Liabilities and Fund Balances	<u>\$ 355,255,356</u>	<u>\$ 28,814,253</u>	<u>\$ 220,788,347</u>	<u>\$ 107,586,029</u>	<u>\$ 712,443,985</u>

The notes to the financial statements are an integral part of this statement.

Columbus City School District
Reconciliation of Total Governmental Fund Balances to
Net Assets of Governmental Activities
As of June 30, 2003

Total Governmental Fund Balances \$ 247,667,628

Amounts reported for governmental activities in the statement of net assets are different because:

Capital assets used in governmental activities are not financial resources and therefore are not reported in the funds. 209,751,971

Other long-term assets are not available to pay for current period expenditures and therefore are deferred in the funds.

Taxes	33,786,040
Unamortized Financing Costs	1,685,676
Intergovernmental	82,268,657
Interest	<u>314,305</u>

Total 118,054,678

Long-Term Liabilities, including bonds, notes payable, capital lease obligations, long-term portion of compensated absences and the long-term portion of pension obligations, are not due and payable in the current period and therefore are not reported in the funds.

Interest Payable	(933,233)
Compensated Absences	(62,793,109)
Pension Obligations	(4,186,094)
Workers Compensation	(14,498,303)
Capital Lease Obligations	(1,797,243)
General Obligation and Energy Conservation Bonds	<u>(254,793,294)</u>
Total	<u>(339,001,276)</u>

Net Assets of Governmental Activities \$ 236,473,001

The notes to the financial statements are an integral part of this statement.

Columbus City School District
Statement of Revenues, Expenditures and Changes in Fund Balances
Governmental Funds

For the Fiscal Year Ended June 30, 2003

	<u>General</u>	<u>Debt Service</u>	<u>Classroom Facilities</u>	<u>Other Governmental Funds</u>	<u>Total Governmental Funds</u>
Revenues					
Taxes	\$ 304,514,425	\$ 14,274,548	\$ -	\$ 1,852,986	\$ 320,641,959
Tuition and Fees	4,900,042	-	-	969,215	5,869,257
Earnings on Investments	3,007,647	-	1,214,469	91,376	4,313,492
Intergovernmental	252,074,632	1,303,000	1,848,418	61,471,530	316,697,580
Extracurricular	-	-	-	2,055,762	2,055,762
Donations	-	-	-	1,015,138	1,015,138
Other	2,733,161	-	-	894,326	3,627,487
Total Revenues	567,229,907	15,577,548	3,062,887	68,350,333	654,220,675
Expenditures					
Current Operating					
Instruction					
Regular	262,437,481	-	-	4,289,371	266,726,852
Special	53,463,107	-	-	18,040,745	71,503,852
Vocational	20,082,011	-	-	1,483,568	21,565,579
Other Instruction	1,309,584	-	-	167,002	1,476,586
Pupil Support Services	40,180,102	-	-	8,551,781	48,731,883
Instructional Support Services	33,978,309	-	-	18,305,923	52,284,232
Administration	57,556,663	-	-	3,536,549	61,093,212
Business and Fiscal Services	8,436,981	74	-	444,910	8,881,965
Operation and Maintenance of					
Plant Services	63,976,599	-	598	296,579	64,273,776
Transportation Services-Pupils	29,429,428	-	-	304,080	29,733,508
Other Support Services	24,669,000	-	-	1,113,742	25,782,742
Enterprise Operations	-	-	-	90,599	90,599
Extracurricular Activities	5,749,471	-	-	2,630,967	8,380,438
Community Services	9,312	-	-	6,231,332	6,240,644
Capital Outlay	473,401	-	3,202,676	2,058,864	5,734,941
Debt Service					
Principal	8,618,967	9,105,000	-	-	17,723,967
Interest	258,684	2,995,274	-	-	3,253,958
Debt Issuance Costs	-	1,695,364	-	-	1,695,364
Total Expenditures	610,629,100	13,795,712	3,203,274	67,546,012	695,174,098
Excess (Deficiency) of Revenues					
Over (Under) Expenditures	(43,399,193)	1,781,836	(140,387)	804,321	(40,953,423)
Other Financing Sources (Uses)					
Transfers In	-	1,800,000	-	517,446	2,317,446
Transfers Out	(2,317,446)	-	-	-	(2,317,446)
Proceeds from Sale of Bonds	-	-	155,459,347	44,540,653	200,000,000
Premium from Sale of Bonds	-	6,879,996	-	-	6,879,996
Proceeds from the Sale of Assets	87,693	-	-	10,195	97,888
Total Other Financing Sources (Uses)	(2,229,753)	8,679,996	155,459,347	45,068,294	206,977,884
Net Change in Fund Balances	(45,628,946)	10,461,832	155,318,960	45,872,615	166,024,461
Fund Balances at Beginning of Year	51,117,977	3,427,618	-	27,136,214	81,681,809
Decrease in Reserve for Inventory	(38,642)	-	-	-	(38,642)
Fund Balances at End of Year	\$ 5,450,389	\$ 13,889,450	\$ 155,318,960	\$ 73,008,829	\$ 247,667,628

The notes to the financial statements are an integral part of this statement.

Columbus City School District
Reconciliation of the Statement of Revenues, Expenditures and Changes
in Fund Balances of Governmental Funds to the Statement of Activities
For the Fiscal Year Ended June 30, 2003

Net Change in Fund Balances - Total Governmental Funds	\$ 166,024,461
Amounts reported for governmental activities in the statement of activities are different because:	
Governmental funds report capital outlays as expenditures. However in the statement of activities, the cost of those assets is allocated over their estimated useful lives as depreciation expense. This is the amount by which depreciation exceeded capital outlays in the current period.	
Fixed Asset Additions	15,474,557
Current Year Depreciation	<u>(29,139,235)</u>
Total	(13,664,678)
Governmental funds only report the disposal of assets to the extent proceeds are received from the sale. In the statement of activities a gain or loss is reported for each disposal. This is the amount of the gains and losses on the disposal of fixed assets.	
Proceeds from Sale of Capital Assets	(97,888)
Loss on Disposal of Fixed Assets	(52,365)
Gain on Disposal of Capital Assets	<u>59,254</u>
Total	(90,999)
Revenues in the statement of activities that do not provide current financial resources are not reported as revenues in the funds.	
Taxes	4,253,535
Intergovernmental	81,928,430
Interest	<u>(242,659)</u>
Total	85,939,306
Proceeds and premiums from the sale of bonds in the statement of revenues, expenditures, and changes in fund balances that are reported as other financing sources are not reported as revenues in the statement of activities.	
	(206,879,996)
Debt issuance costs reported in the statement of revenues, expenditures, and changes in fund balances that are reported as expenditures are not reported as expenses in the statement of activities.	
	1,695,364
Repayment of bond principal is recorded as expenditures in the governmental funds, but the repayment reduces liabilities in the statement of net assets and does not result in an expense in the statement of activities.	
	9,105,000
Repayment of capital leases obligations are expenditures in the governmental funds, but the repayment reduces liabilities in the statement of net assets and does not result in an expense in the statement of activities.	
	8,618,967
In the statement of activities, interest is accrued on outstanding bonds and long-term notes payable, whereas in governmental funds, an interest expenditure is reported when due.	
	(340,704)
Some expenses reported in the statement of activities do not require the use of current financial resources and therefore are not reported as expenditures in governmental funds.	
Compensated Absences	(630,711)
Workers Compensation Claims Payable	(484,872)
Pension Obligations	(289,909)
Change in Inventory	<u>(38,642)</u>
Total	(1,444,134)
Net Change in Net Assets of Governmental Activities	<u><u>\$ 48,962,587</u></u>

The notes to the financial statements are an integral part of this statement.

Columbus City School District

**Statement of Net Assets
Proprietary Funds
As of June 30, 2003**

	<u>Business - Type Activities - Enterprise Funds</u>		
	<u>Food Service</u>	<u>Other Enterprise Funds</u>	<u>Totals</u>
ASSETS:			
Equity in Pooled Cash and Cash Equivalents	\$ 3,190,707	\$ 651,601	\$ 3,842,308
Interest Receivable	1,630	-	1,630
Due from Other Governments	2,208,052	28,335	2,236,387
Materials and Supplies Inventory	<u>637,539</u>	<u>-</u>	<u>637,539</u>
Total Current Assets	6,037,928	679,936	6,717,864
Capital Assets, Net	<u>3,239,720</u>	<u>-</u>	<u>3,239,720</u>
Total Assets	<u>\$ 9,277,648</u>	<u>\$ 679,936</u>	<u>\$ 9,957,584</u>
LIABILITIES:			
Accounts Payable	\$ 175,318	\$ 41,450	\$ 216,768
Accrued Wages and Benefits	415,957	31,716	447,673
Interfund Loans Payable	<u>-</u>	<u>184,543</u>	<u>184,543</u>
Total Current Liabilities	<u>591,275</u>	<u>257,709</u>	<u>848,984</u>
Compensated Absences	971,903	465,978	1,437,881
Obligations Under Capital Leases	<u>230,899</u>	<u>-</u>	<u>230,899</u>
Total Long-Term Liabilities	<u>1,202,802</u>	<u>465,978</u>	<u>1,668,780</u>
Total Liabilities	<u>\$ 1,794,077</u>	<u>\$ 723,687</u>	<u>\$ 2,517,764</u>
NET ASSETS:			
Invested in Capital Assets, Net of Related Debt	3,008,821	-	3,008,821
Unrestricted	<u>4,474,750</u>	<u>(43,751)</u>	<u>4,430,999</u>
Total Net Assets	<u>\$ 7,483,571</u>	<u>\$ (43,751)</u>	<u>\$ 7,439,820</u>

The notes to the financial statements are an integral part of this statement.

Columbus City School District

**Statement of Revenues, Expenses and
Changes in Fund Net Assets
Proprietary Funds**

For the Fiscal Year Ended June 30, 2003

	<u>Business - Type Activities - Enterprise Funds</u>		
	<u>Food Service</u>	<u>Other Enterprise Funds</u>	<u>Totals</u>
Operating Revenues			
Tuition and Fees	\$ -	\$ 4,223,197	\$ 4,223,197
Sales	4,989,699	31,275	5,020,974
Gifts and Donations	-	923,744	923,744
Miscellaneous	1,857	1,706	3,563
Total Operating Revenues	4,991,556	5,179,922	10,171,478
Operating Expenses			
Salaries and Wages	9,414,700	4,355,604	13,770,304
Fringe Benefits	2,560,001	1,079,787	3,639,788
Purchased Services	706,312	349,301	1,055,613
Materials and Supplies	11,474,892	497,544	11,972,436
Depreciation	285,745	-	285,745
Miscellaneous	359,990	138	360,128
Total Operating Expenses	24,801,640	6,282,374	31,084,014
Operating Loss	(19,810,084)	(1,102,452)	(20,912,536)
Nonoperating Revenues (Expenses)			
Earnings on Investments	32,487	-	32,487
Donated Commodities	1,459,188	-	1,459,188
Intergovernmental Revenues	16,317,806	996,278	17,314,084
Interest Expense	(16,560)	-	(16,560)
Loss on the Disposal of Assets	(5,478)	-	(5,478)
Total Nonoperating Revenues (Expenses)	17,787,443	996,278	18,783,721
Changes in Net Assets	(2,022,641)	(106,174)	(2,128,815)
Net Assets at Beginning of Year	<u>9,506,212</u>	<u>62,423</u>	<u>9,568,635</u>
Net Assets at End of Year	<u>\$ 7,483,571</u>	<u>\$ (43,751)</u>	<u>\$ 7,439,820</u>

The notes to the financial statements are an integral part of this statement.

Columbus City School District

**Statement of Cash Flows
Proprietary Funds**

For the Fiscal Year Ended June 30, 2003

	<u>Business - Type Activities - Enterprise Funds</u>		
	<u>Food Service</u>	<u>Other Enterprise Funds</u>	<u>Totals</u>
Cash Flows from Operating Activities:			
Cash Received from Sales	\$ 4,989,699	\$ 31,275	\$ 5,020,974
Cash Received from Tuition and Fees	-	4,337,519	4,337,519
Cash Received from Contributions	-	920,038	920,038
Cash Paid to Suppliers	(10,196,155)	(853,001)	(11,049,156)
Cash Paid for Employee Salaries, Wages, and Fringe Benefits	(11,874,007)	(5,381,726)	(17,255,733)
Other Receipts	1,857	1,706	3,563
Other Expenses	<u>(522,754)</u>	<u>(1,971)</u>	<u>(524,725)</u>
Net Cash Provided (Used) by Operating Activities	(17,601,360)	(946,160)	(18,547,520)
Cash Flows from Capital Financing Activities:			
Principal Payment on Capital Lease	(144,930)	-	(144,930)
Interest Payment on Capital Lease	(16,560)	-	(16,560)
Proceeds from Interfund Loans	<u>-</u>	<u>66,712</u>	<u>66,712</u>
Net Cash Provided (Used) by Capital Financing Activities	(161,490)	66,712	(94,778)
Cash Flows from Noncapital Financing Activities:			
Cash Received from Other Governments	<u>16,288,867</u>	<u>996,278</u>	<u>17,285,145</u>
Net Cash Provided by Noncapital Financing Activities	16,288,867	996,278	17,285,145
Cash Flows from Investing Activities:			
Earnings on Investments	<u>42,025</u>	<u>-</u>	<u>42,025</u>
Net Cash Provided by Investing Activities	<u>42,025</u>	<u>-</u>	<u>42,025</u>
Increase (Decrease) in Cash and Cash Equivalents	(1,431,958)	116,830	(1,315,128)
Cash and Cash Equivalents at Beginning of Year	<u>4,622,665</u>	<u>534,771</u>	<u>5,157,436</u>
Cash and Cash Equivalents at End of Year	<u>\$ 3,190,707</u>	<u>\$ 651,601</u>	<u>\$ 3,842,308</u>

The notes to the financial statements are an integral part of this statement.

Columbus City School District

**Statement of Cash Flows (Continued)
Proprietary Funds**

For the Fiscal Year Ended June 30, 2003

	<u>Business - Type Activities - Enterprise Funds</u>		
	<u>Food Service</u>	<u>Other Enterprise Funds</u>	<u>Totals</u>
Reconciliation of Operating Income (Loss) to Net Cash Provided By (Used for) Operating Activities			
Operating Loss	\$ (19,810,084)	\$ (1,102,452)	\$ (20,912,536)
Adjustments to Reconcile Operating Income (Loss) to Net Cash Provided by (Used for) Operating Activities			
Depreciation	285,745	-	285,745
Commodities Expensed Related to Noncash Grant	1,459,188	-	1,459,188
Decrease in Due from Other Governments	-	110,616	110,616
Decrease in Materials and Supplies Inventory	449,246	-	449,246
Increase (Decrease) in Accounts Payable	(86,149)	(7,989)	(94,138)
Increase (Decrease) in Compensated Absences	5,676	54,054	59,730
Increase (Decrease) in Accrued Wages and Benefits	95,018	(389)	94,629
Net Cash Provided by (Used for) Operating Activities	<u>\$ (17,601,360)</u>	<u>\$ (946,160)</u>	<u>\$ (18,547,520)</u>

The notes to the financial statements are an integral part of this statement.

Columbus City School District
Statement of Fiduciary Assets and Liabilities

As of June 30, 2003

	<u>Agency</u>
ASSETS	
Equity in Pooled Cash and Cash Equivalents	\$ <u>625,136</u>
Total Assets	\$ <u><u>625,136</u></u>
 LIABILITIES	
Accounts Payable	\$ 35,021
Due to Students	563,870
Due to Other Governments	<u>26,245</u>
Total Liabilities	\$ <u><u>625,136</u></u>

The notes to the financial statements are an integral part of this statement

COLUMBUS CITY SCHOOL DISTRICT

NOTES TO THE BASIC FINANCIAL STATEMENTS - CONTINUED

For the Fiscal Year Ended June 30, 2003

1. DESCRIPTION OF DISTRICT AND REPORTING ENTITY

The District

The Columbus City School District, Franklin County, Ohio (the District) is a body politic and corporate established for the purpose of exercising the rights and privileges conveyed to it by the constitution and laws of the State of Ohio. The District is a city district as defined by Section 3311.02 of the Ohio Revised Code. The District operates under an elected Board of Education (7 members) and is responsible for the provision of public education to residents of the District. The District also provides vocational (job training) education for residents of the District.

Reporting Entity

The reporting entity is comprised of the primary government, component units and other organizations that are included to ensure that the financial statements of the District are not misleading. The primary government consists of all funds, departments, boards and agencies that are not legally separate from the District. For the District, this includes general operations, food services, student guidance, extracurricular activities, educational media, care and upkeep of grounds and buildings of the District, and other appropriate areas. Component units are legally separate organizations for which the District is financially accountable. The District is financially accountable for an organization if the District appoints a voting majority of the organization's governing board and (1) the District is able to significantly influence the programs or services performed or provided by the organization; or (2) the District is legally entitled to or can otherwise access the organizations' resources; the District is legally obligated or has assumed responsibility to finance the deficits of, or provide financial support to, the organization; or the District is obligated for the debt of the organization. Component units may also include organizations that are fiscally dependent on the District in that the District approves the budget, the levying of taxes or the issuance of debt. The District did not have any component units or other related organizations in fiscal year 2003.

2. SUMMARY OF SIGNIFICANT ACCOUNTING POLICIES

The significant accounting policies followed in the preparation of these financial statements are summarized below. These policies conform to generally accepted accounting principles (GAAP) as applied to governmental units prescribed in the statements issued by the Governmental Accounting Standards Board (GASB) and other recognized authoritative sources. The District has elected, under GASB No. 20, to apply Financial Accounting Standards Board (FASB) Statements and Interpretations issued on or before November 30, 1989, except those that conflict with or contradict GASB pronouncements.

Fund Accounting

The District's accounts are maintained on the basis of funds, each of which is considered a separate accounting entity. Fund accounting is designed to demonstrate legal compliance and to aid management by segregating transactions related to specific District functions or activities. The operation of each fund is accounted for within a separate set of self-balancing accounts.

Governmental Funds

Governmental funds are those through which most governmental functions typically are financed. Governmental funds reporting focuses on the sources, uses and balances of current financial resources. Expendable assets are assigned to the various governmental funds according to the purpose for which they may or must be used. Current liabilities are assigned to the fund from which they will be paid. The

COLUMBUS CITY SCHOOL DISTRICT

NOTES TO THE BASIC FINANCIAL STATEMENTS - CONTINUED

For the Fiscal Year Ended June 30, 2003

2. SUMMARY OF SIGNIFICANT ACCOUNTING POLICIES - Continued

Governmental Funds – Continued

difference between governmental fund assets and liabilities is reported as fund balance. The following are the District's major governmental funds:

General Fund

The General Fund is the general operating fund of the District and is used to account for all financial resources except those required to be accounted for in another fund. The General Fund is available to the District for any purpose provided it is expended or transferred according to the school laws of Ohio.

Debt Service Fund

The Debt Service Fund is used to account for the accumulation of resources for, and the payment of, general long-term debt principal, interest, and related costs.

Classroom Facilities Fund

The Classroom Facilities Fund is a fund provided to account for monies received and expended in connection with contracts entered into by the District and the Ohio Department of Education for the building and equipping of classroom facilities.

The other non-major governmental funds of the District account for grants and other resources whose use is restricted to a particular purpose.

Proprietary Funds

Proprietary funds focus on the determination of changes in net assets, financial position and cash flows and are classified as either Enterprise or Internal service. The District only has Enterprise funds.

Enterprise Funds

Enterprise funds may be used to account for any activity for which a fee is charged to external users for goods or services. The District's major Enterprise Fund is:

Food Service Fund

This fund accounts for the financial transactions related to the food service operations of the District.

The other non-major Enterprise funds of the District are used to account for other enterprise related activities of the District.

Fiduciary Funds

Fiduciary fund reporting focuses on net assets and changes in net assets. The fiduciary fund category is split into four classifications: pension trust funds, investment trust funds, private purpose trust funds and agency funds. Trust funds are used to account for assets held by the District under a trust agreement for individuals, private organizations, or other governments and are therefore not available to support the District's own programs. Agency funds are custodial in nature (assets equal liabilities) and do not involve measurement of results of operations. The District's only fiduciary funds are agency funds.

COLUMBUS CITY SCHOOL DISTRICT

NOTES TO THE BASIC FINANCIAL STATEMENTS - CONTINUED

For the Fiscal Year Ended June 30, 2003

2. SUMMARY OF SIGNIFICANT ACCOUNTING POLICIES - Continued

Basis of Presentation

The District's Basic Financial Statements consist of Government-Wide Statements, which includes the Statement of Net Assets and the Statement of Activities, and Fund Financial Statements.

Government-Wide Financial Statements

The Statement of Net Assets and the Statement of Activities display information about the District as a whole. These statements include the financial activities of the primary government, except for fiduciary funds. The statements distinguish between those activities of the District that are Governmental and those that are considered Business-Type Activities.

The Statement of Net Assets presents the financial condition of Governmental and Business-Type Activities of the District at year-end. The Statement of Activities presents a comparison between direct expenses and program revenues for each program or function of the District's Governmental Activities and for each segment type of the Business-Type Activities of the District. Direct expenses are those that are specifically associated with a service, program or department and therefore clearly identifiable to a particular function. There are no indirect costs reported separately in the Statement of Activities. Program revenues include charges paid by the recipient of the goods or services offered by the program and grants and contributions that are restricted to meeting the operational or capital requirements of a particular program. Revenues which are not classified as program revenues are presented as general revenues of the District. The comparison of direct expenses with program revenues identifies the extent to which each business segment or governmental function is self-financing or draws from the general revenues of the District.

Fund Financial Statements

During the year, the District segregates transactions related to certain District functions or activities in separate funds in order to aid financial management and to demonstrate legal compliance. Fund financial statements are designed to present financial information of the District at a more detailed level. The focus of Governmental and Enterprise Fund financial statements is on major funds rather than reporting funds by type. Each major fund is presented in a separate column. Nonmajor funds are aggregated and presented in a single column. Fiduciary funds are reported by fund type.

Measurement Focus

The Government-Wide Financial Statements are prepared using the economic resources measurement focus. All assets and all liabilities associated with the operation of the District are included in the Statement of Net Assets. All Governmental Funds are accounted for using a flow of current financial resources measurement focus. With this measurement focus, only current assets and current liabilities generally are included on the Balance Sheet. The Statement of Revenues, Expenditures and Changes in Fund Balances reports on the sources (i.e., revenues and other financing sources) and uses (i.e., expenditures and other financing uses) of current financial resources. This approach differs from the manner in which the Governmental Activities of the Government-Wide Financial Statements are prepared. Governmental Fund Financial Statements therefore include a reconciliation with brief explanations to better identify the relationship between the Government-Wide Statements and the statements for Governmental Funds.

COLUMBUS CITY SCHOOL DISTRICT

NOTES TO THE BASIC FINANCIAL STATEMENTS - CONTINUED

For the Fiscal Year Ended June 30, 2003

2. SUMMARY OF SIGNIFICANT ACCOUNTING POLICIES - Continued

Measurement Focus - Continued

Like the Government-Wide Statements, all Proprietary Fund Types are accounted for on a flow of economic resources measurement focus. All assets and all liabilities associated with the operation of these funds are included on the Statement of Net Assets. The Statement of Changes in Fund Net Assets presents increases (i.e., revenues) and decreases (i.e., expenses) in net total assets. The Statement of Cash Flows provides information about how the District finances and meets the cash flow needs of its proprietary activities.

Basis of Accounting

Basis of accounting determines when transactions are recorded in the financial records and reported on the financial statements. Government-wide financial statements are prepared using the accrual basis of accounting. The fund financial statements are prepared using either the modified accrual basis of accounting for governmental funds or the accrual basis of accounting for proprietary and fiduciary funds. Differences in the accrual and modified accrual basis of accounting arise in the recognition of revenue, the recording of deferred revenue, and in the presentation of expenses versus expenditures.

Revenues – Exchange and Non-exchange Transactions

Revenue resulting from exchange transactions, in which each party gives and receives essentially equal value, is recorded on the accrual basis when the exchange takes place. On a modified accrual basis, revenue is recorded in the fiscal year in which the resources are measurable and become available. "Measurable" means the amount of the transaction can be determined, and available means that the resources will be collected within the current fiscal year or are expected to be collected soon enough thereafter to be used to pay liabilities of the current fiscal year. For the District, available means expected to be received within 90 days of year-end with the exception of property taxes which is within 60 days of year end.

Nonexchange transactions, in which the District receives value without directly giving equal value in return, include property taxes, grants, entitlements and donations. On an accrual basis, revenue from property taxes is recognized in the fiscal year for which the taxes are levied. (See Note 5). Revenue from grants, entitlements and donations is recognized in the fiscal year in which all eligibility requirements have been satisfied. Eligibility requirements include timing requirements, which specify the year when the resources are required to be used or the fiscal year when use is first permitted, matching requirements, in which the District must provide local resources to be used for a specified purpose, and expenditures requirements, in which the resources are provided on a reimbursement basis. On a modified accrual basis, revenue from nonexchange transactions must also be available before it can be recognized.

Under the modified accrual basis, the following revenue sources are considered to be both measurable and available at year-end: property taxes available as an advance, investment earnings, tuition, grants, and fees.

COLUMBUS CITY SCHOOL DISTRICT

NOTES TO THE BASIC FINANCIAL STATEMENTS - CONTINUED

For the Fiscal Year Ended June 30, 2003

2. SUMMARY OF SIGNIFICANT ACCOUNTING POLICIES - Continued

Basis of Accounting - Continued

Deferred Revenue

The District reports deferred revenue on its Statement of Net Assets and Governmental Funds Balance Sheet. Deferred revenue arises when assets are recognized before revenue recognition criteria have been satisfied. Property taxes for which there is an enforceable legal claim as of June 30, 2003, but which were levied to finance fiscal year 2004 operations, have been recorded as deferred revenue. Grants and entitlements received before the eligibility requirements are met are also recorded as deferred revenue. On Governmental Fund Financial Statements, receivables that will not be collected within the available period have also been reported as deferred revenue.

Expenses/Expenditures

On the accrual basis of accounting, expenses are recognized at the time they are incurred. The fair value of donated commodities used during the year is reported in the operating statement as an expense with a like amount reported as donated commodities revenue.

The measurement focus of Governmental Fund accounting is on decreases in net financial resources (expenditures) rather than expenses. Expenditures are generally recognized in the accounting period in which the related fund liability is incurred, if measurable. Allocations of cost, such as depreciation and amortization, are not recognized in Governmental Funds.

Budgetary Process

The District adopts annual appropriation budgets for all funds with the exception of Agency Funds. The specific timetable for the fiscal year follows:

Prior to January 15, the District Superintendent and Treasurer submit to the Board of Education a proposed operating budget (tax budget) for the fiscal year commencing the following July 1. The budget includes proposed expenditures and the means of financing for all funds. A public hearing is publicized and conducted to obtain taxpayers comments.

No later than January 20, the Board of Education adopted budget is filed with the Franklin County Budget Commission (Commission) for rate determination.

Prior to May 15, the Board of Education accepts, by formal resolution, the tax rates as determined by the Commission and receives the Commission's Certificate of Estimated Resources (Certificate) that states the projected revenue of each budgeted fund. Prior to June 30, the District must revise its budget so that total contemplated expenditures from any fund during the ensuing year will not exceed the amount stated in the Certificate. The revised budget then serves as a basis for the appropriation measure.

COLUMBUS CITY SCHOOL DISTRICT

NOTES TO THE BASIC FINANCIAL STATEMENTS - CONTINUED

For the Fiscal Year Ended June 30, 2003

2. SUMMARY OF SIGNIFICANT ACCOUNTING POLICIES - Continued

Budgetary Process - Continued

On or about July 1, the Certificate is amended to include any unencumbered balances from the preceding year. The Certificate may be further amended during the year if the District Treasurer identifies projected increases or decreases in revenue. The amounts reported in the budgetary statements in the Required Supplemental Information Section reflect the amounts set forth in the final amended Certificate issued for the fiscal year. By July 1, the annual appropriation resolution (or temporary resolution) is legally enacted by the Board of Education. Appropriations by fund must be within the estimated resources as certified by the Commission. Revisions that alter appropriations for the total expenditures for each fund must be approved by the Board of Education.

Formal budgetary integration is employed as a management control device during the year for fiscal year budgeted funds. Expenditures and year-end encumbrances may not exceed appropriations at the fund total level (legal level of control). Any instances of expenditures and year-end encumbrances exceeding their legally authorized appropriations are reported in the Required Supplemental Information. Appropriation amounts are as originally adopted, or as amended by the Board of Education by supplemental appropriations. There were several revisions to appropriations for budgeted funds during the fiscal year ended June 30, 2003. Unencumbered current year appropriations lapse at year-end.

Encumbrances

Encumbrance accounting is utilized by the District for all funds in the normal course of operations for purchase orders and contract related expenditures. An encumbrance is a reserve on the available spending authority due to a commitment for a future expenditure and does not represent a liability. On the Fund Financial Statements encumbrances outstanding at fiscal year-end are reported as a reservation of fund balance for subsequent year expenditures for Governmental Funds. A reserve for encumbrances is not reported on the Government-Wide Financial Statements. Encumbrances are reported as part of expenditures/expenses on a non-GAAP budgetary basis in the Required Supplemental Information.

Cash and Investments

Cash received by the District is deposited into one of several bank accounts with individual fund balance integrity maintained. Balances of all funds are maintained in these accounts or are temporarily used to purchase certificates of deposit or investments. All investment earnings accrue to the General Fund except those specifically related to specific grants, Classroom Facilities and Building Funds, Trust Agreements and the Food Service Fund. The General Fund allocation to these funds is made based on the proportion of the fund balance to the pooled balance. The proportional interest earned is transferred from the General Fund to these funds at year-end. Interest earned amounted to \$3,007,647, \$1,214,469, \$80,898, \$ 32,487, \$9,131 and \$1,347 in the General Fund, Classroom Facilities (Capital Projects) Fund, Building (Capital Projects) Fund, Food Service (Enterprise) Fund, Permanent Fund and the Miscellaneous Federal Grants (Special Revenue) Fund, respectively. The amount of interest earned by other funds and assigned to the General Fund amounted to \$916,430 during fiscal year 2003. The District also maintains one imprest account used solely for the payment of payroll checks.

COLUMBUS CITY SCHOOL DISTRICT

NOTES TO THE BASIC FINANCIAL STATEMENTS - CONTINUED

For the Fiscal Year Ended June 30, 2003

2. SUMMARY OF SIGNIFICANT ACCOUNTING POLICIES - Continued

Cash and Investments - Continued

The District records all its investments at cost and reports repurchase agreements at cost and all other investments at fair value. For purposes of the Statement of Cash Flows and for presentation on the Balance Sheet, investments of the cash management pool are considered to be cash equivalents. The District has invested in the State Treasury Asset Reserve of Ohio (STAR Ohio) during fiscal year 2003. STAR Ohio is an investment pool managed by the State Treasurer's Office, which allows governments within the State to pool their funds for investment purposes. STAR Ohio is not registered with the SEC as an investment company, but does operate in a manner consistent with Rule 2a7 of the Investment Company Act of 1940. Investments in STAR Ohio are valued at STAR Ohio's share price, which is the price the investment could be sold for on June 30, 2003.

Inventory

On Government-Wide Financial Statements, inventories are presented at the lower of cost or market on a first-in, first-out basis and are expensed when used.

On Fund Financial Statements, inventories of Governmental Funds are stated at cost while inventories of Proprietary Funds are stated at the lower of cost or market. For all funds, cost is determined on a first-in, first-out basis. Inventory in Governmental Funds consists of expendable supplies held for consumption. The cost of inventory items is recorded as an expenditure in the Governmental Fund Types when purchased. Inventories of the Enterprise Funds are expensed when used.

Capital Assets and Depreciation

General capital assets are those assets not specifically related to activities reported in the Proprietary Funds. These assets generally result from expenditures in the Governmental Funds. These assets are reported in the Governmental Activities column of the Government-Wide Statement of Net Assets but are not reported in the Fund Financial Statements. Capital assets utilized by the Proprietary Funds are reported both in the Business Type Activities column of the Government-Wide Statement of Net Assets and in the respective funds.

All capital assets are capitalized at cost (or estimated historical cost) and updated for additions and retirements during the year. Donated fixed assets are recorded at their fair market values as of the date received. The District maintains a capitalization threshold of \$5,000 for Governmental Funds and \$1,000 for Enterprise Funds for equipment and vehicles. For land, land improvements, buildings, and building improvements the District maintains a capitalization threshold of \$25,000. The District does not possess any infrastructure. Improvements are capitalized; the costs of normal maintenance and repairs that do not add to the value of the asset or materially extend an asset's life are not. Interest incurred during the construction of capital assets utilized by the enterprise funds is also capitalized.

All reported capital assets except land and construction in progress, are depreciated. Improvements are depreciated over the remaining useful lives of the related capital assets. Depreciation is computed using the straight-line method over the following useful lives:

COLUMBUS CITY SCHOOL DISTRICT

NOTES TO THE BASIC FINANCIAL STATEMENTS - CONTINUED

For the Fiscal Year Ended June 30, 2003

2. SUMMARY OF SIGNIFICANT ACCOUNTING POLICIES - Continued

Capital Assets and Depreciation - Continued:

<u>Description</u>	<u>Governmental Activities Estimated Lives</u>	<u>Business-Type Activities Estimated Lives</u>
Land improvements	10-65 years	N/A
Building and improvements	10-100 years	10-40 years
Furniture and equipment	5-15 years	5-20 years
Vehicles	7-12 years	4-12 years
Textbooks & Library Books	5-15 years	N/A

Estimated useful lives are higher for older fixed assets that were still in use as of the date of GASB 34 implementation. New acquisitions will generally have estimated useful lives that are significantly lower than the upper end of the useful life threshold.

As of June 30, 2003, the District had on going construction commitments in the amount of \$4,940,213 which all related to the Linden Elementary District renovation project.

Interfund Balances

On fund financial statements, receivables and payables resulting from short-term interfund loans are classified as "Interfund receivables/payables." These amounts are eliminated in the Governmental and Business-Type Activities columns of the Statement of Net Assets, except for any net residual amounts due between Governmental and Business-Type Activities, which are presented as internal balances.

Compensated Absences

Vacation and personal leave benefits are accrued as a liability as the benefits are earned if the employee's rights to receive compensation are attributable to services already rendered and it is probable that the District will compensate its employees for the benefits through paid time off or some other means. Sick leave benefits are accrued as a liability using the vesting method. The liability includes the employees who are currently eligible to receive severance benefits and those the District has identified as probable of receiving payment in the future. The District records an accrual for sick leave for all employees with ten or more years of service. The accrual amount is based upon accumulated sick leave and employee's wage rates at year-end, taking into consideration any limits specified in the District's severance policy. The entire compensated absence liability is reported in the Government-Wide Financial Statements. The amount of accumulated vacation and sick leave of employees paid from Governmental Funds has been recorded in the appropriate Governmental Fund as a current liability to the extent that the employees have applied for leave payment, but have not received payment as of June 30, 2003. The noncurrent portion of this liability is not reported in the Fund Financial Statements. Vacation, personal, and sick leave for employees paid from Enterprise Funds is recorded as an expense and liability of the fund.

COLUMBUS CITY SCHOOL DISTRICT

NOTES TO THE BASIC FINANCIAL STATEMENTS - CONTINUED

For the Fiscal Year Ended June 30, 2003

2. SUMMARY OF SIGNIFICANT ACCOUNTING POLICIES - Continued

Accrued Liabilities and Long-Term Obligations

All payables, accrued liabilities and long-term obligations are reported in the Government-Wide financial Statements, and all payables, accrued liabilities and long-term obligations payable from Proprietary Funds are reported on the Proprietary Fund Financial Statements. In general, Governmental Fund payables and accrued liabilities are reported as obligations of the funds regardless of whether they will be liquidated with current resources. However, claims and judgements, compensated absences, contractually required pension contributions and special termination benefits that will be paid from Governmental Funds are reported as a liability in the Fund Financial Statements only to the extent that they are normally due for the payment during the current fiscal year. Bonds are recognized as a liability on the Governmental Fund Financial Statements when due.

Net Assets

Net assets represent the difference between assets and liabilities. Net assets invested in capital assets, net of related debt consist of capital assets, net of accumulated depreciation, reduced by the outstanding balances of any borrowings used for acquisition, construction or improvements of those assets. Net assets are reported as restricted when there are limitations imposed on their use either through the enabling legislation adopted by the District or through external restrictions imposed by creditors, grantors or laws or regulations of other governments. The expendable and nonexpendable portions of net assets are based upon external restrictions imposed by donors whereas the expendable portion of net assets must be used for school district purposes and the nonexpendable portion must be retained intact by the District.

Operating Revenues and Expenses

Operating revenues are those revenues that are generated directly from the primary activity of the proprietary funds. For the District, these revenues are sales and fees for food service, uniform school supplies, rotary special services, adult education, WCBE radio station, and latchkey and extended daycare/preschool programs. Operating expenses are necessary costs incurred to provide the goods and/or service that is the primary activity of the fund.

Fund Balance Reserves

Reserved fund balances indicate that portion of fund equity, which is not available for current appropriation or is legally segregated for a specific use. Fund balances are reserved for encumbrances, inventory, property tax revenue reserved for future year's appropriations and endowments. The reserve for property tax represents taxes recognized as revenue under Generally Accepted Accounting Principles but not available for appropriation under State statute. The reserve for endowments signifies the legal restrictions on the use of principal donated to the District. The unreserved, undesignated portions of fund equity reflected for Governmental Funds are available for use within the specific purpose of those funds.

Intergovernmental Revenues

In Governmental Funds, entitlements and grants not based on reimbursement are recorded as intergovernmental receivables and revenues when eligibility requirements have been satisfied and when measurable and available. Reimbursement type grants are recorded as intergovernmental receivables and revenues when eligibility requirements have been satisfied and when the related expenditures are incurred. Grants for Proprietary Fund operations are recognized as revenue when eligibility requirements have been satisfied and when earned.

COLUMBUS CITY SCHOOL DISTRICT

NOTES TO THE BASIC FINANCIAL STATEMENTS - CONTINUED

For the Fiscal Year Ended June 30, 2003

2. SUMMARY OF SIGNIFICANT ACCOUNTING POLICIES - Continued

Intergovernmental Revenues - Continued

The District currently participates in various State and Federal programs, categorized as follows:

Entitlements

- General Fund
- State Foundation Program
- State Property Tax Relief
- School Bus Purchase Allocation

- Special Revenue Funds
 - Pupil Competency/
Lottery Program
 - Disadvantaged Pupil
Impact Aid

Non-Reimbursable Grants

- Special Revenue Funds
 - Auxiliary Services
 - Venture Capital
 - Consumer Education
 - Urban Pilot Project
 - Career Development
 - Community Education
 - Teacher Development
 - Adult Vocational Education
 - Early Childhood
 - Industrial Training
 - Career Enhancement
 - Gifted Education
 - Management Information Systems
 - Public School Preschool
 - Entry Year Programs
 - Data Communication
 - Schoolnet Professional Development
 - Instructional Material Subsidy
 - Special Education Transitional Funding
 - Ohio Reads
 - Summer Intervention

- Alternative Schools
- Voc. Education Enhancements
- National Defense Education
Act, Title III
- Title VI-B
- Title II – Limited English Proficiency
- Indian Education
- Title I
- Title VI
- Emergency Immigrant
Education
- Drug Free Schools
- EHA Preschool Grants/
Handicapped
- Adult Basic Education
- Telecommunications Act Grant
- Transition PGM – Refugee Child
- Reducing Class Size
- Goals 2000
- EC OPP ACT -1964- IIA Headstart

Capital Projects Funds

- School Net Equipment
- Telecommunity
- Classroom Facilities

- Power Up Technologies
- School Building Assistance
Limited

Reimbursable Grants

- General Fund
 - Driver Education Reimbursement
 - Vocational Education Reimbursement
 - Transportation Reimbursement

- Special Revenue Funds
 - Vocational Education Program
- Proprietary Funds
 - National School Lunch Program
 - Government Donated Commodities

Grants and entitlements for Governmental Funds amounted to approximately 48 percent of the District's operating revenue during the 2003 fiscal year.

COLUMBUS CITY SCHOOL DISTRICT

NOTES TO THE BASIC FINANCIAL STATEMENTS - CONTINUED

For the Fiscal Year Ended June 30, 2003

2. SUMMARY OF SIGNIFICANT ACCOUNTING POLICIES - Continued

Interfund Transactions

Transfers between Governmental and Business-Type Activities in the Government-Wide Financial Statements are reported as general revenues. All transfers between Governmental Activities have been eliminated in the Government-Wide Financial Statements.

Exchange transactions between funds are reported as revenues in the seller funds and as expenditures/expenses in the purchaser funds. Flows of cash or goods from one fund to another without a requirement for repayment are reported as interfund transfers. Interfund transfers are reported as other financing sources/uses in Governmental Funds and after nonoperating revenues/expenses in Proprietary Funds. Repayments from funds responsible for particular expenditures/expenses to the funds that initially paid for them are not presented on the financial statements.

Estimates

The preparation of financial statements in conformity with Generally Accepted Accounting Principles requires management to make estimates and assumptions that affect the amounts reported on the financial statements and accompanying notes. Actual results may differ from those estimates.

3. COMPLIANCE AND ACCOUNTABILITY

The Adult Vocational Education, Public School Preschool, the NDE Title III Fund, the EHA Title VI-B Fund, the Vocational Education Fund, the Power Up Technologies Fund, the School Building Assistance Limited Fund, the Adult Education Fund and the WCBE Radio Station Fund had deficit fund balances of \$1,744; \$5,862; \$24,479; \$700,135; \$332,001; \$652,057; \$730,617; \$43,175; and \$248,510, respectively. The General Fund provides transfers when cash is required, not when expenditures are incurred.

The WCBE Radio Station Fund had a negative ending budgetary fund balance of \$196,454 as of June 30, 2003.

COLUMBUS CITY SCHOOL DISTRICT

NOTES TO THE BASIC FINANCIAL STATEMENTS - CONTINUED

For the Fiscal Year Ended June 30, 2003

4. POOLED CASH AND CASH EQUIVALENTS

The District records all its investments at cost and reports repurchase agreements at cost and all other investments at fair value. At June 30, 2003 the District's fair value for investments exceeded cost by \$543,616.

State statutes classify monies held by the District into three categories.

Active deposits are public deposits necessary to meet current demands on the treasury. Such monies must be maintained either as cash in the District Treasury, in commercial accounts payable or withdrawable on demand, including negotiable order of withdrawal (NOW) accounts, or in money market deposit accounts.

Inactive deposits are public deposits that the Board of Education has identified as not required for use within the current five-year period of designation of depositories. Inactive deposits must either be evidenced by certificates of deposit maturing not later than the end of the current period of designation of depositories, or by savings or deposit accounts including, but not limited to, passbook accounts.

Interim deposits are deposits of interim monies. Interim monies are those monies which are not needed for immediate use but which will be needed before the end of the current period of designation of depositories. Interim deposits must be evidenced by time certificates of deposit maturing not more than one year from the date of deposit or by savings or deposit accounts including pass book accounts.

Protection of District's deposits is provided by the Federal Deposit Insurance Corporation (FDIC), by eligible securities pledged by the financial institution as security for repayment, by surety company bonds deposited with the Treasurer by the financial institution or by a single collateral pool established by the financial institution to secure the repayment of all public monies deposited with the institution.

Interim monies can be deposited or invested in the following securities:

1. United States treasury notes, bills, bonds, or any other obligation or security issued by the United States treasury or any other obligation guaranteed as to principal and interest by the United States;
2. Bonds, notes, debentures, or any other obligations or securities issued by any federal government agency or instrumentality, including but not limited to, the Federal National Mortgage Association, Federal Home Loan Bank, Federal Farm Credit Bank, Federal Home Loan Mortgage Corporation, Government National Mortgage Association, and Student Loan Marketing Association. All federal agency securities shall be direct issuances of federal government agencies or instrumentalities;
3. Written repurchase agreements in the securities listed above provided that the market value of the securities subject to the repurchase agreement must exceed the principal value of the agreement by at least two percent and be marked to market daily, and that the term of the agreement must not exceed thirty days;
4. Bonds and other obligations of the State of Ohio;

COLUMBUS CITY SCHOOL DISTRICT

NOTES TO THE BASIC FINANCIAL STATEMENTS - CONTINUED

For the Fiscal Year Ended June 30, 2003

4. POOLED CASH AND CASH EQUIVALENTS - Continued

5. No-load money market mutual funds consisting exclusively of obligations described in division (1) or (2) of this section and repurchase agreements secured by such obligations, provided that investments in securities described in this division are made only through eligible institutions;
6. The State Treasurer's investment pool (STAR Ohio);
7. Certain bankers' acceptances and commercial paper notes for a period not to exceed one hundred and eighty days in an amount not to exceed twenty-five percent of the interim moneys available for investment at any one time; and,
8. Under limited circumstances, corporate debt interests rated in either of the two highest rating classifications by at least two nationally recognized rating agencies.

Investments in stripped principal or interest obligations reverse repurchase agreements and derivatives are prohibited. The issuance of taxable notes for the purpose of arbitrage, the use of leverage and short selling are also prohibited. An investment must mature within five years from the date of purchase unless matched to a specific obligation or debt of the District, and must be purchased with the expectation that it will be held to maturity. Investments may only be made through specified dealers and institutions. Payment for investments may be made only upon delivery of the securities representing the investments to the Treasurer or, if the securities are not represented by a certificate, upon receipt of confirmation of transfer from the custodian. During fiscal year 2003, the District's investments were limited to government securities, repurchase agreements, commercial paper, bankers' acceptances, and STAR Ohio. During the fiscal year, all investments of the District had a maturity of two years or less.

The following information classifies deposits and investments by categories of risk as defined in GASB Statement 3, "Deposits with Financial Institutions, Investments and Reverse Repurchase Agreements."

Deposits

At fiscal year end, the carrying amount of the District's deposits was \$(3,815,181) and the bank balance was \$1,991,493. \$300,000 of the bank balance was covered by federal depository insurance. The remaining balance was uninsured and uncollateralized. Although the securities serving as collateral were held by the pledging institution in the pledging institution's name and all State statutory requirements for the deposit of money had been followed, noncompliance with federal requirements would potentially subject the District to a successful claim by the FDIC.

COLUMBUS CITY SCHOOL DISTRICT

NOTES TO THE BASIC FINANCIAL STATEMENTS - CONTINUED

For the Fiscal Year Ended June 30, 2003

4. POOLED CASH AND CASH EQUIVALENTS - Continued

Investments

The District's investments are categorized below to give an indication of the level of risk assumed by the District at fiscal year end. Category 1 includes investments that are insured or registered or for which the securities are held by the District or its agent in the District's name. Category 2 includes uninsured and unregistered investments, which are held by the counterparty's trust department or agent in the District's name. Category 3 includes uninsured and unregistered investments for which the securities are held by the counterparty, or by its trust department or agent but not in the District's name. The District's investments in STAR Ohio, an investment pool operated by the Ohio State Treasurer, are unclassified investments since they are not evidenced by securities that exist in physical or book entry form.

	Category			Book Value	Fair Value
	1	2	3		
Investments:					
U.S. Government Securities	\$ -	\$ 123,143,790	\$ -	\$ 123,143,790	\$ 123,687,406
Repurchase Agreements	-	-	6,771,625	6,771,625	6,771,625
State Treasury Pool	N/A	N/A	N/A	195,767,109	195,767,109
Total					
Investments	\$ -	\$ 123,143,790	\$ 6,771,625	\$ 325,682,524	\$ 326,226,140

The classification of equity in pooled cash and cash equivalents and investments on the Basic Financial Statements is based on criteria set forth in GASB Statement No. 9. Cash and cash equivalents are defined to include investments included within the District's cash management pool and investments with a maturity date of three months or less.

A reconciliation between the classifications of cash and investments on the Basic Financial Statements and the classification per GASB Statement No. 3 is as follows:

	Cash and Cash Equivalents/ Deposits	Investments
GASB Statement 9	\$ 322,410,959	\$ -
Investments:		
Government Securities	(123,687,406)	123,687,406
Repurchase Agreements	(6,771,625)	6,771,625
Star Ohio	(195,767,109)	195,767,109
GASB Statement 3	\$ (3,815,181)	\$ 326,226,140

COLUMBUS CITY SCHOOL DISTRICT

NOTES TO THE BASIC FINANCIAL STATEMENTS - CONTINUED

For the Fiscal Year Ended June 30, 2003

5. PROPERTY TAXES

Property taxes are levied and assessed on a calendar year basis. Second half distributions occur in a new fiscal year. Property taxes include amounts levied against all real, public utility, and tangible personal (used in business) property located in the District. Real property taxes are levied after April 1 on the assessed value listed as of the prior January 1, the lien date. Public utility property taxes attached as a lien on December 31 of the prior year, were levied April 1 and are collected with real property taxes. Assessed values for real property taxes are established by State law at 35% of appraised market value. All property is required to be revalued every six years. Public utility property taxes are assessed on tangible personal property at 88% of true value (with certain exceptions) and on real property at 35% of true value. Tangible personal property taxes are levied after April 1 on the value listed as of December 31 of the current year. Tangible personal property assessments are 25% of true value.

Real property taxes are payable annually or semi-annually. If paid annually, payment is due December 31; if paid semi-annually, the first payment is due December 31 with the remainder payable by June 20. Under certain circumstances, State statute permits alternate payment dates to be established.

Tangible personal property taxes paid by multi-county taxpayers are due September 20. Single county taxpayers may pay annually or semi-annually. If paid annually, payment is due April 30; if paid semi-annually, the first payment is due April 30, with the remainder payable by September 20. The District receives property taxes from Franklin County. The County Auditor periodically advances to the District its portion of the taxes collected. Second-half real property tax payments collected by the County by June 30, 2003 are available to finance fiscal year 2003 operations. The amount available to be advanced can vary based on the date the tax bills are sent.

Accrued property taxes receivable represents real property, tangible personal property, and public utility taxes, which became measurable as of June 30, 2003 and delinquent taxes outstanding. Although total property tax collections for the next fiscal year are measurable, only the amount available as an advance at June 30 is intended to finance current fiscal year operations. The receivable is therefore offset by a credit to deferred revenue for that portion not intended to finance current year operations. The amount available as an advance at June 30, 2003, was \$7,313,223 in the General Fund, and \$407,810 in the Debt Service Fund. The assessed values upon which the fiscal year 2003 taxes were collected are as follows:

	2002 Second- Half Collections	2003 First- Half Collections
Real Property		
Residential/Agricultural	\$ 3,164,343,130	\$ 4,138,011,010
Commercial/Industrial	3,559,994,020	3,428,627,110
Public Utilities	5,930,160	5,535,780
Tangible Personal Property Taxes		
General	1,087,959,261	1,066,732,618
Public Utilities	340,258,620	323,196,300
	\$ 8,158,485,191	\$ 8,962,102,818
Tax rate per \$1,000 of assessed valuation	\$57.37	\$58.80

COLUMBUS CITY SCHOOL DISTRICT

NOTES TO THE BASIC FINANCIAL STATEMENTS - CONTINUED

For the Fiscal Year Ended June 30, 2003

6. CAPITAL ASSETS

Capital asset activity for the fiscal year ended June 30, 2003, is as follows:

	Balance 6/30/2002	Additions	Deductions	Balance 6/30/2003
Governmental Activities:				
Capital Assets, not being depreciated:				
Land	\$ 24,978,397	\$ -	\$ -	\$ 24,978,397
Construction in Progress	5,277,454	6,808,908	(8,342,434)	3,743,928
Total Capital Assets, not being depreciated	30,255,851	6,808,908	(8,342,434)	28,722,325
Capital Assets, being depreciated:				
Land Improvements	19,725,931	-	-	19,725,931
Buildings and Improvements	346,070,039	8,342,434	(1,613,451)	352,799,022
Furniture and Equipment	80,374,558	493,320	(1,137,641)	79,730,237
Vehicles	24,668,151	2,139,530	(1,292,172)	25,515,509
Library Books and Textbooks	38,292,749	6,032,799	(3,607,034)	40,718,514
Total Capital Assets, being depreciated	509,131,428	17,008,083	(7,650,298)	518,489,213
Less Accumulated Depreciation:				
Land Improvements	12,475,737	645,608	-	13,121,345
Buildings and Improvements	214,017,910	9,858,781	(1,613,451)	222,263,240
Furniture and Equipment	52,161,884	10,995,868	(1,112,335)	62,045,417
Vehicles	15,452,273	2,059,794	(1,226,979)	16,285,088
Library Books and Textbooks	21,771,827	5,579,184	(3,606,534)	23,744,477
Total Accumulated Depreciation	315,879,631	29,139,235	(7,559,299)	337,459,567
Total Capital Assets, being depreciated, net	193,251,797	(12,131,152)	(90,999)	181,029,646
Governmental Activities Capital Assets, Net	\$ 223,507,648	\$ (5,322,244)	\$ (8,433,433)	\$ 209,751,971
Business Type Activities:				
Land	\$ 151,610	\$ -	\$ -	\$ 151,610
Building and Improvements	2,147,360	-	-	2,147,360
Vehicles	972,644	-	-	972,644
Furniture and Equipment	5,980,764	225,674	(18,721)	6,187,717
Total Capital Assets before Depreciation	9,252,378	225,674	(18,721)	9,459,331
Less Accumulated Depreciation:				
Building and Improvements	1,477,581	65,072	-	1,542,653
Vehicles	381,018	55,395	-	436,413
Furniture and Equipment	4,088,510	165,279	(13,244)	4,240,545
Total Accumulated Depreciation	5,947,109	285,746	(13,244)	6,219,611
Business-Type Activities Capital assets, net	\$ 3,305,269	\$ (60,072)	\$ (5,477)	\$ 3,239,720

COLUMBUS CITY SCHOOL DISTRICT

NOTES TO THE BASIC FINANCIAL STATEMENTS - CONTINUED

For the Fiscal Year Ended June 30, 2003

6. CAPITAL ASSETS - Continued

Depreciation expense was charged to governmental functions as follows:

Regular Instruction		\$ 20,969,617
Special Instruction		148,610
Vocational Instruction		1,022,622
Other Instruction		145,529
Pupil Support Services		1,080,045
Instructional Support Services		1,795,026
Administration		1,049,300
Operation & Maint. of Plant Serv.		898,100
Transportation Services - Pupils		1,882,056
Other Support Services		16,240
Enterprise Operations		54,233
Extracurricular		<u>77,857</u>
Total Depreciation Expense - 2003		<u>\$ 29,139,235</u>

7. DEFEASED DEBT

On May 15, 1993, the District advance refunded three general obligation bonds with an aggregate outstanding balance of \$86,015,000. The refunded general obligation bonds are not reported in the accompanying financial statements. The remaining balance on the refunded general obligation bonds as of June 30, 2003 was \$50,180,000.

8. SHORT TERM BOND ANTICIPATION NOTES PAYABLE

On December 31, 2002, the District issued \$167 million in short term bond anticipation notes with a maturity date of June 18, 2003 to assist in financing the District's Long Term Master Plan. These notes were issued at an interest rate of 2% and were repaid by the proceeds from the \$200 million in bonds which were issued on May 1, 2003. The repayment date of the Notes was June 18, 2003.

COLUMBUS CITY SCHOOL DISTRICT

NOTES TO THE BASIC FINANCIAL STATEMENTS - CONTINUED

For the Fiscal Year Ended June 30, 2003

9. LONG-TERM DEBT AND OTHER OBLIGATIONS

Long-term debt and other obligations at June 30, 2003 and the related transactions for the year then ended are summarized below:

Issue Date	Interest Rate	Maturity Date Through	Balance July 1, 2002	Additions	Deductions	Balance June 30, 2003	Amounts Due Within One Year
<u>Governmental Activities:</u>							
General Obligation Bonds							
5/15/1993	3 1/2 - 8 1/4	12/01/11	\$ 34,537,612	\$ -	\$ 7,265,000	\$ 27,272,612	\$ 7,630,000
	Original Issue Amount	\$86,012,613					
11/21/2001	3 - 5 1/2	12/01/28	7,760,000	-	155,000	7,605,000	170,000
	Original Issue Amount	\$7,760,000					
5/1/2003	2 - 5	12/01/31	-	206,879,996 (1)	39,314	206,840,682	245,714
	Original Issue Amount	\$206,879,996					
Energy Conservation Bonds							
01/01/1994	4 - 5 1/2	08/01/05	5,025,000	-	1,130,000	3,895,000	1,195,000
	Original Issue Amount	\$8,500,000					
10/1/2000	5 1/4 - 6 3/4	06/01/15	9,735,000	-	555,000	9,180,000	585,000
	Original Issue Amount	\$10,380,000					
Compensated Absences Payable			63,975,770	3,648,464	1,691,692	65,932,542	3,139,433
Obligations Under Capital Leases			10,416,211	-	8,618,968	1,797,243	932,362
Bureau of Workers Compensation Retro-active Plan Claims - Payable			14,013,431	484,872	-	14,498,303	2,900,000
Total Governmental Activities			<u>\$ 145,463,024</u>	<u>\$ 211,013,332</u>	<u>\$ 19,454,974</u>	<u>\$ 337,021,382</u>	<u>\$ 16,797,509</u>
<u>Business-Type Activities:</u>							
Compensated Absences Payable			\$ 1,378,151	\$ 59,730	\$ -	\$ 1,437,881	\$ 47,381
Obligations Under Capital Leases			375,829	-	144,930	230,899	152,074
Total Business-Type Activities			<u>\$ 1,753,980</u>	<u>\$ 59,730</u>	<u>\$ 144,930</u>	<u>\$ 1,668,780</u>	<u>\$ 199,455</u>

(1) Includes \$6,879,996 in unamortized premium on bonds

COLUMBUS CITY SCHOOL DISTRICT

NOTES TO THE BASIC FINANCIAL STATEMENTS - CONTINUED

For the Fiscal Year Ended June 30, 2003

9. LONG-TERM DEBT AND OTHER OBLIGATIONS - Continued

During fiscal year 2003, the District issued \$200 million in Bonds to finance the first phase of their comprehensive facilities master plan and retire the \$167 million in bond anticipation notes payable issued in December 2002. The District also has recorded an additional liability in the amount of \$6,879,996 to record the unamortized premium on these bonds as of June 30, 2003. All General Obligation Bonds, Energy Conservation Notes and Energy Conservation Bonds outstanding are general obligations of the District for which the full faith and credit of the District is pledged for repayment. The source of repayment is derived from a current 2.00 mill bonded debt tax levy. Compensated absences payable will be paid from the funds from which the employees were paid. Claims payable and pension obligations payable will be paid from the General Fund. Obligations under capital leases will be paid from the General Fund and the Food Service Fund. Under Ohio Revised Code debt limitations, the District has the capacity to issue \$8.96 million in additional unvoted general obligation debt and \$576.42 million in overall additional debt.

Future Long-term Debt

A summary of the District's future long-term debt funding requirements as of June 30, 2003 follows:

<u>Year of Funding</u>	Bonds	
	<u>Principal</u>	<u>Interest</u>
2004	\$ 9,580,000	\$ 11,683,475
2005	12,305,000	10,391,062
2006	6,906,496	16,007,009
2007	7,062,974	16,116,544
2008	7,264,292	16,196,066
2009-2013	33,763,850	62,888,527
2014-2018	32,975,000	38,461,761
2019-2023	39,440,000	29,681,873
2024-2028	50,285,000	18,577,076
2029-2032	48,370,000	4,943,788
Totals	\$ 247,952,612	\$ 224,947,181

The above amortization schedule (principal payments) does not agree to the bonds payable amount on page F-42 because it does not include the \$6,840,682 in unamortized premium on the 2003 bond issue.

Capital Lease Obligations

The District has entered into several lease agreements in past years to lease various types of equipment. The terms of the agreements provide options to purchase the equipment. The leases all met the criteria of a capital lease as defined by Statement of Financial Accounting Standards No. 13 "Accounting for Leases," which defines a capital lease generally as one which transfers benefits and risks of ownership to the lessee. The Capital lease payments for all leases related to the General Fund have been classified as debt service in the General Fund in the fund financial statements. These expenditures are reflected as program/function expenditures on a budgetary basis. The capital lease payments for leases related to the Food Service fund have been classified as reductions of lease obligations for the principal payment and as interest expense for the interest payment. These expenses are reflected as program expenses on a budgetary basis.

COLUMBUS CITY SCHOOL DISTRICT

NOTES TO THE BASIC FINANCIAL STATEMENTS - CONTINUED

For the Fiscal Year Ended June 30, 2003

9. LONG-TERM DEBT AND OTHER OBLIGATIONS - Continued

Capital Lease Obligations (Continued)

For the leased assets related to the Governmental Funds, capital assets acquired by lease have been capitalized in the Government-Wide Financial Statements in an amount equal to the present value of the future minimum lease payments at the time of acquisition. A corresponding liability was recorded in the Government-Wide Financial Statements. The District's future minimum lease payments under capital lease obligations for Governmental Activities as of June 30, 2003 are as follows:

<u>Fiscal Year</u>	<u>Governmental Activities Capital Leases</u>
2004	\$1,034,270
2005	692,194
2006	<u>224,733</u>
Total minimum lease payments	\$1,951,197
Less: amount representing interest	<u>153,954</u>
Present value of minimum lease payments	<u>\$1,797,243</u>

The vehicle lease related to the Food Service Enterprise Fund has been properly capitalized in the accompanying financial statements in an amount equal to the present value of the future minimum lease payments at the time of acquisition and the lease payments are recorded as a reduction of the lease obligation and interest expense accordingly. The District's future minimum lease payments under capital lease obligations for Business Type Activities as of June 30, 2003 are as follows:

<u>Fiscal Year</u>	<u>Business Type Activities Capital Leases</u>
2004	\$161,490
2005	<u>80,744</u>
Total minimum lease payments	\$242,234
Less: amount representing interest	<u>11,335</u>
Present value of minimum lease payments	<u>\$230,899</u>

COLUMBUS CITY SCHOOL DISTRICT

NOTES TO THE BASIC FINANCIAL STATEMENTS - CONTINUED

For the Fiscal Year Ended June 30, 2003

10. DEFINED BENEFIT PENSION PLANS

School Employees Retirement System

The Columbus City School District contributes to the School Employees Retirement System of Ohio (SERS), a cost sharing multiple employer public employee retirement system administered by the School Employees Retirement Board. SERS provides basic retirement benefits, disability, survivor, and health care benefits based on eligible service credit to members and beneficiaries. Chapter 3309 of the Ohio Revised Code establishes benefits. SERS issues a publicly available financial report that includes financial statements and required supplementary information for SERS. That report may be obtained by writing to the School Employees Retirement System, 300 East Broad Street, Suite 100, Columbus, Ohio 43215-3746 or by calling (614) 222-5853.

Plan members are required to contribute 9% of their annual covered salary and the Columbus City School District is required to contribute at an actuarially determined rate. The current rate is 14% of annual covered payroll. For fiscal year 2003, 8.17% was the portion allocated to fund pension obligations. The contribution requirements of plan members and employers are established and may be amended, up to statutory maximum amounts, by SERS's Retirement Board. The District's required contributions for pension obligations to SERS for the fiscal years ended June 30, 2003, 2002, and 2001 were \$8.3 million, \$5.3 million and \$3.7 million, respectively; 48.6% has been contributed for fiscal year 2003 and 100% for the fiscal years 2002 and 2001. \$4,269,908 representing the unpaid contribution for fiscal year 2003 for pension obligations and \$3,574,615 for the health care requirement are recorded as a liability within the respective funds in the accompanying financial statements.

State Teachers Retirement System

The Columbus City School District contributes to the State Teachers Retirement System of Ohio (STRS), a cost-sharing multiple employer public employee retirement system administered by the State Teachers Retirement Board. STRS provides basic retirement benefits, disability, survivor, and health care benefits based on eligible service credit to members and beneficiaries. Chapter 3307 of the Ohio Revised Code establishes benefits. STRS issues a publicly available, stand-alone financial report that includes financial statements and required supplementary information for STRS. The report may be obtained by writing to the State Teachers Retirement System, 275 East Broad Street, Columbus, Ohio 43215-3771.

For fiscal year 2002 plan members were required to contribute 9.3% of their annual covered salary and the Columbus City School District was required to contribute 14%; 13% was the portion allocated to fund pension obligations. Contribution rates are established by STRS, upon recommendation of its consulting actuary, not to exceed statutory maximum rates of 10 percent for members and 14 percent for employers. The District's required contributions for pension obligations to STRS for the fiscal years ended June 30, 2003, 2002, and 2001 were \$42.7 million, \$29.7 million and \$27.6 million, respectively; 82.3% has been contributed for fiscal year 2003 and 100 percent for the fiscal years 2002 and 2001. \$7,577,936 representing the unpaid contribution for fiscal year 2003 for pension obligations and \$541,281 for the health care requirement for fiscal year 2003 are recorded as a liability within the accompanying financial statements.

COLUMBUS CITY SCHOOL DISTRICT

NOTES TO THE BASIC FINANCIAL STATEMENTS - CONTINUED

For the Fiscal Year Ended June 30, 2003

10. DEFINED BENEFIT PENSION PLANS - Continued

Social Security System

Effective July 1, 1991, all employees not otherwise covered by the School Employees Retirement System or the State Teachers Retirement System have an option to choose Social Security or the School Employees Retirement System/State Teachers Retirement System. As of June 30, 2003, two members of the Board of Education had elected Social Security. The Board's liability is 6.2% of wages paid.

11. POSTEMPLOYMENT BENEFITS

The District provides comprehensive health care benefits to retired teachers and their dependents through the State Teachers Retirement System and to retired non-certified employees and their dependents through the School Employees Retirement System. Benefits include hospitalization, physicians' fees, prescription drugs and reimbursement of monthly Medicare premiums. Benefit provisions and the obligations to contribute are established by the Systems based on authority granted by State statute. Both systems are funded on a pay-as-you-go basis.

All STRS benefit recipients and sponsored dependents are eligible for health care coverage. The STRS Board has statutory authority over how much, if any, of the health care costs will be absorbed by STRS. Most benefit recipients pay a portion of the health care cost in the form of a monthly premium. By Ohio law, the cost of the coverage paid from STRS funds shall be included in the employer contribution rate, currently 14% of covered payroll. For the fiscal year ended June 30, 2003, the STRS Board allocated employer contributions equal to 1% of covered payroll to the Health Care Reserve Fund. For the District, this amount equaled \$3,287,418 for fiscal year 2003. STRS pays health care benefits from the Health Care Reserve Fund. At June 30, 2002, (the latest information available) the balance in the Fund was \$3,011 million. For the year ended June 30, 2002, net health care costs paid by STRS were \$354,697,000 and STRS had 105,300 eligible benefit recipients.

For SERS, coverage is made available to service retirees with ten or more fiscal years of qualifying service credit, and to disability and survivor benefit recipients. Members retiring on or after August 1, 1989, with less than twenty-five years of service credit must pay a portion of their premium for health care. The portion is based on years of service up to a maximum of 75 percent of the premium. After the allocation for basic benefits, the remainder of the employer's 14% contribution is allocated to providing health care benefits. For the fiscal year ended June 30, 2003, employer contributions to fund health care benefits were 5.83% of covered payroll. In addition, SERS levies a surcharge to fund health care benefits equal to 14% of the difference between a minimum pay and the member's pay, pro-rated for partial service credit. For fiscal year 2003, the minimum pay was established at \$14,500. For the District, the amount contributed to fund health care benefits, including the surcharge, during the 2003 fiscal year equaled \$6,461,086.

The surcharge, added to the unallocated portion of the 14% employer contribution rate, provides for maintenance of the asset target level for the health care fund. The target level for the health care reserve is 150% of the annual health care expenses. Expenses for health care for the fiscal year ended June 30, 2002 (the latest information available), were \$182,946,777 and the target level was \$274.4 million. At June 30, 2002, SERS had net assets available for payment of health care benefits of \$335.2 million. SERS has approximately 50,000 participants currently receiving health care benefits.

COLUMBUS CITY SCHOOL DISTRICT

NOTES TO THE BASIC FINANCIAL STATEMENTS - CONTINUED

For the Fiscal Year Ended June 30, 2003

12. INTERFUND RECEIVABLES/PAYABLES

Interfund balances at June 30, 2003, consist of the following individual fund receivables and payables, which are expected to be repaid during the 2004 fiscal year:

<u>Interfund Loans</u>	<u>Receivable</u>	<u>Payable</u>
General fund	\$ 6,034,493	\$ -
Non-major Special Revenue Funds		
Adult Vocational Education	-	2,700
Early Childhood Training	-	5,650
Gifted Education	-	17,600
Adult Basic Education	-	49,000
NDEA Title III	-	25,100
EHA Title VI-B	-	57,400
Vocational Education	-	891,000
Title III - Limited English Proficiency	-	40,000
Title I	-	2,140,000
Drug Free Schools	-	148,000
Reducing Class Size	-	28,500
Miscellaneous Federal Grants	-	524,000
Total Non-major Special Revenue Funds	-	3,928,950
Non-major Capital Projects Funds		
Power-up Technologies	-	721,000
School Building Assistance Limited	-	1,200,000
Total Non-major Capital Projects Funds	-	1,921,000
Non-major Enterprise Fund		
WCBE Radio Station	-	184,543
Total Interfund		
Receivables/Payables	<u>\$ 6,034,493</u>	<u>\$ 6,034,493</u>

For all of the above interfund receivables except for WCBE Radio Station, these balances relate to advances from the General Fund in anticipation of the receipt of grant monies. The WCBE Radio Station receivable is a result of a deficit cash balance in that fund for which the General Fund provides the resources.

For purposes of reporting in the District-Wide Financial Statements all interfund receivables were eliminated with the exception of the interfund receivable in the amount of \$184,543 which was due from Business-Type Activities (WCBE Radio Station Enterprise Fund).

The General Fund (a major fund) made transfers in the amount of \$1,800,000 to the Debt Service Fund (a major fund) and \$517,446 to the District Managed Activities Fund (a nonmajor Special Revenue Fund). These transfers are routine and are made annually to provide resources to assist in making annual debt service payments and to provide support for district managed student activities, respectively.

All interfund transfers were eliminated for purposes of reporting in the District-Wide Financial Statements since the transfers were all between Government Activities.

COLUMBUS CITY SCHOOL DISTRICT

NOTES TO THE BASIC FINANCIAL STATEMENTS - CONTINUED

For the Fiscal Year Ended June 30, 2003

13. RISK MANAGEMENT

The District is exposed to various risks of loss related to torts; theft of, damage to, and destruction of assets; errors and omissions; injuries to employees and natural disasters. The District insures through commercial insurance companies for the following:

Vehicle and General Liability

The District is responsible for the first \$500,000 per claim, the next \$4,500,000 in claims is payable by The Insurance Company of the State of Pennsylvania and the remaining \$5,000,000 in claims payable is covered by Royal Insurance Company. The renewal date is June 30, 2004. A new policy was entered into on July 1, 2003.

The District has general liability insurance with Genesis Insurance Company in the amount of \$2,000,000 per occurrence, and \$3,000,000 aggregate. The renewal date is August 2004.

Property Damage

The District is insured for property damage by Allianz Insurance Company, with a per occurrence policy limit of \$100,000,000 and a deductible of \$1,000,000. The deductible, if needed, will be paid from the Replacement Fund (Capital Projects). The policy allows for losses in excess of \$250,000, but less than \$1,000,000 is to be counted towards the deductible. The renewal date is December, 2003.

The District also carries insurance on leased modular units with Travelers Indemnity Company of Illinois in an amount equal to the agreed upon value of the leased modular units with an expiration date of June 30, 2003. This policy was renewed on July 1, 2003.

Builder's Risk Insurance

The District carries builders risk insurance with RLI Insurance Company in the amount of \$2,000,000 per occurrence and \$4,000,000 aggregate coverage. This policy expires May 2004. Additionally, a separate builder's risk policy is in place to cover the Linden Elementary construction project.

Boiler and Machinery Coverage

The District is insured for boiler and machinery coverage with a \$30,000,000 limit with Chubb Insurance Company.

Settled claims have not exceeded these commercial coverages in any of the past three years.

Employee Health Care Benefits

The District is self-insured for employee health care benefits for all of its employees. The program is administered by United Health Care, which provides claims review and processing services. The District carries stop-loss coverage for employee health care benefits. The health care self-insurance is accounted for in the general fund. The District records a liability for incurred but unreported claims at year-end based on actuarial estimates of liability. As of June 30, 2003 the estimate was \$8,205,899 and was recorded as a liability in the general fund.

COLUMBUS CITY SCHOOL DISTRICT

NOTES TO THE BASIC FINANCIAL STATEMENTS - CONTINUED

For the Fiscal Year Ended June 30, 2003

13. RISK MANAGEMENT - Continued

Workers' Compensation Retrospective Rating Program

The District participates in the Ohio Bureau of Workers' Compensation (the Bureau) Retrospective Rating Plan. Under the retrospective rating plan, the District assumes a portion of the risk in return for a reduction in current premiums. Current limits for claims incurred in calendar year 2002 are an unlimited amount per claim and 150% of the annual premium in the aggregate. Estimates of claims liabilities based on actuarial methods, for incurred claims as calculated by the Bureau for the cumulative retrospective rating period January 1, 1995, through June 30, 2003, total \$13,308,783 and are recorded in addition to an estimate for incurred but not reported (IBNR) claims totaling \$1,189,520, in the district-wide financial statements. The general fund pays the worker's compensation claims and then charges a percentage based upon historical information to each of the respective funds in the same year that the salaries are paid. There was an additional liability for claims payable which was billed but unpaid as of June 30, 2003 in the amount of \$2,807,441. As of June 30, 2003, the \$2,807,441 was recorded as part of claims payable in the Balance Sheet for Governmental Funds and the remaining liability was only recorded in the government wide financial statements as none of the liability would be paid in the current period and there was not any specific money available and allocated for this purpose as of June 30, 2003. This liability for the Workers' Compensation Retrospective Rating Program is recorded within the long term liabilities in the Statement of Net Assets with \$2,900,000 being recorded as due within one year and the remaining liability of \$11,598,303 being due after one year.

The total claims liability of \$25,511,643 is reported as follows in the District-Wide Financial Statements. \$8,205,899 relates to the health care liability and is reported in the liability category claims liability. \$17,305,744 relates to the Workers' Compensation Retrospective Rating Program and \$2,807,441 is reported in the liability category claims liability since this amount had been billed and was just unpaid as of June 30, 2003 and \$14,498,303 is reported as part of the long term liabilities. The amounts reported in the District-Wide Financial Statements at June 30, 2003, is based on the requirements of GASB No. 10 which requires that a liability for unpaid claims costs, including estimates of costs relating to incurred but not reported claims, be reported. Changes in claims activity for self-insured health care benefits and for the workers' compensation retrospective rating program for the past two fiscal years are as follows:

		<u>FY 2001-2002</u>	<u>FY 2002-2003</u>
	Balance at beginning of year	\$ 14,787,281	\$ 20,994,717
	Estimated current years claims	47,023,366	50,776,992
	Paid claims - current and prior year	<u>(40,815,930)</u>	<u>(46,260,066)</u>
	Balance at end of year	<u>\$ 20,994,717</u>	<u>\$ 25,511,643</u>

14. FOUNDATION MONIES

On December 11, 2002, the Ohio Supreme Court issued its latest opinion regarding the State's school funding plan. The decision reaffirmed earlier decisions that Ohio's current school-funding plan is unconstitutional. The Supreme Court relinquished jurisdiction over the case and directed "...the Ohio General Assembly to enact a school-funding scheme that is thorough and efficient...". The District is currently unable to determine what effect, if any, this decision will have on its future State funding and its financial operations.

COLUMBUS CITY SCHOOL DISTRICT

NOTES TO THE BASIC FINANCIAL STATEMENTS - CONTINUED

For the Fiscal Year Ended June 30, 2003

15. SET-ASIDE CALCULATIONS AND FUND RESERVES

The District is required by State statute to annually set aside in the General Fund an amount based on a statutory formula for the purchase of textbooks and other instructional materials and an equal amount for the acquisition or construction of capital improvements. Amounts not spent by the year-end or offset by similarly restricted resources received during the year must be held in cash at year-end and carried forward to be used for the same purpose in future years. In prior years the District was also required to set aside money for budget stabilization; however, this requirement has been eliminated.

The following cash basis information describes the change in the year-end set-aside amounts for textbooks and instructional materials and capital acquisition. Disclosure of this information is required by State statute.

	<u>Textbooks</u>	<u>Capital Acquisition</u>	<u>Totals</u>
Set-aside cash balance as of June 30, 2002	\$ -	\$ -	\$ -
Current year set-aside requirements	13,041,501	13,041,501	26,083,002
Qualifying disbursements	<u>(13,041,501)</u>	<u>(13,041,501)</u>	<u>(26,083,002)</u>
Set-aside balance at June 30, 2003	<u>\$ -</u>	<u>\$ -</u>	<u>\$ -</u>

16. CONTINGENT LIABILITIES

Grants

The District receives significant financial assistance from numerous federal, state and local agencies in the form of grants. The disbursement of funds received under these programs generally requires compliance with terms and conditions specified in the grant agreements and is subject to audit by the grantor agencies. Any disallowed claims resulting from such audits could become a liability of the General Fund or other applicable funds. However, in the opinion of management, any such disallowed claims will not have a material effect on any of the financial statements of the individual fund types included herein or on the overall financial position of the District at June 30, 2003.

Litigation

There are several lawsuits pending in which the District is involved. The District's attorney estimates that the potential uninsured claims against the District resulting from those lawsuits would not materially affect the financial statements of the District.

**REQUIRED
SUPPLEMENTARY
INFORMATION**

Columbus City School District

Budgetary Comparison Schedule General Fund

For the Fiscal Year Ended June 30, 2003

	<u>Original Budget</u>	<u>Final Budget</u>	<u>Actual</u>	<u>Variance with Final Budget</u>
Revenues				
Taxes	\$ 292,279,755	\$ 295,969,830	\$ 296,302,192	\$ 332,362
Tuition and Fees	4,894,785	4,955,252	5,015,878	60,626
Earnings on Investments	3,706,185	3,752,977	3,757,191	4,214
Intergovernmental	255,018,541	258,238,187	258,528,178	289,991
Extracurricular	107,639	110,329	55,391	(54,938)
Donations	60,379	61,141	61,210	69
Other	<u>3,160,423</u>	<u>3,200,324</u>	<u>3,203,918</u>	<u>3,594</u>
Total Revenues	559,227,707	566,288,040	566,923,958	635,918
Expenditures				
Current Operating				
Salaries and Wages	389,838,367	389,838,367	387,639,089	2,199,278
Fringe Benefits	96,713,244	96,713,244	96,713,059	185
Purchased Services	91,637,276	91,487,276	91,487,055	221
Supplies, Materials and Texts	22,494,051	22,494,051	22,415,906	78,145
Capital Outlay	11,756,725	11,756,725	11,695,696	61,029
Other Expenditures	<u>6,108,748</u>	<u>6,098,814</u>	<u>6,065,537</u>	<u>33,277</u>
Total Expenditures	618,548,411	618,388,477	616,016,342	2,372,135
Excess of Revenues Over (Under) Expenditures	(59,320,704)	(52,100,437)	(49,092,384)	3,008,053
Other Financing Sources (Uses)				
Advances In	425,612	430,985	431,469	484
Advances Out	-	-	(6,468,300)	(6,468,300)
Operating Transfers Out	(2,317,446)	(2,317,446)	(2,317,446)	-
Proceeds from the Sale of Assets	<u>29,488</u>	<u>78,720</u>	<u>78,953</u>	<u>233</u>
Total Other Financing Sources (Uses)	(1,862,346)	(1,807,741)	(8,275,324)	(6,467,583)
Net Change in Fund Balance	(61,183,050)	(53,908,178)	(57,367,708)	(3,459,530)
Fund Balances at Beginning of Year	83,685,840	83,685,840	83,685,840	-
Prior Year Encumbrances Appropriated	<u>23,076,357</u>	<u>23,076,357</u>	<u>23,076,357</u>	<u>-</u>
Fund Balances at End of Year	<u>\$ 45,579,147</u>	<u>\$ 52,854,019</u>	<u>\$ 49,394,489</u>	<u>\$ (3,459,530)</u>

See Notes to Required Supplementary Information

COLUMBUS CITY SCHOOL DISTRICT

NOTES TO THE REQUIRED SUPPLEMENTARY INFORMATION

For the Fiscal Year Ended June 30, 2003

Note A – Reconciliation Between Budget Basis and GAAP Basis

Adjustments necessary to convert the results of operations at end of year on the budget basis to the modified accrual basis (GAAP) are as follows:

Net Change in Fund Balance per the Budgetary Comparison Schedule	\$ (57,367,708)
Net revenue accruals	314,689
Net expenditures	(15,629,588)
Advances in	(431,469)
Advances out	6,468,300
Encumbrances	<u>21,016,830</u>
Net Change in Fund Balance per the Statement of Revenues, Expenditures, and Changes in Fund Balances	<u><u>\$ (45,628,946)</u></u>

This Page Intentionally Left Blank

Fund Financial Statements and Individual Fund Schedules

Columbus City School District

Combining Statements and Individual Fund Schedules - Nonmajor Funds

Nonmajor Special Revenue Funds

Special Revenue Funds are established to account for revenues from specific sources which legally, or otherwise, are restricted to expenditures for specific purposes. A description of the District's Nonmajor Special Revenue Funds follow:

Public School Support

A fund provided to account for special local revenue sources, other than taxes and expendable trusts (i.e. profits from vending machines, sales of pictures, etc.) that are restricted to expenditures for specified purposes approved by board resolution.

Other Grants

A fund used to account for the proceeds of specific revenue sources, except for state and federal grants that are legally restricted to expenditures for specified purposes.

Computer Network Class "A" Site

A fund used to account for the operations of class "A" sites of the computer network of the Department of Education.

School Improvement Models

A fund provided where the State Department of Education provides unrestricted grants to individual schools within the District to improve classroom practices, assessment, and professional development.

Classroom Facilities Maintenance

A fund used to account for the proceeds of a levy for the maintenance of facilities.

District Managed Activities

A fund provided to account for those student activity programs which have student participation in the activity, but do not have student management of the programs.

Auxiliary Services (NPSS)

A fund used to account for monies which provide services and materials to pupils attending non-public schools within the school district.

Disadvantaged Pupils Program (DPPF)

A fund used to account for monies which are provided for the improvement of the educational and cultural status of disadvantaged pupils.

Consumer Education Projects

A fund used to account for monies which are received and expended in conjunction with consumer education projects funded by the State of Ohio, Ohio Department of Education, Consumer Education Unit..

Urban Pilot Projects

A fund used to provide rehabilitation, preventive, and developmental programs in a coordinated and systematic school and community effort to test the impact of a maximal educational program for disadvantaged students.

Columbus City School District

Combining Statements and Individual Fund Schedules - Nonmajor Funds (continued)

Nonmajor Special Revenue Funds - Continued

Career Development

A fund provided to account for monies received and expended in conjunction with Vocational Education Career Development projects funded by the State of Ohio, Ohio Department of Education, Division of Vocational Education.

Community Education

A fund to provide for receipts and expenditures for developing, maximizing, coordinating, enhancing, strengthening, and further legitimizing the process of community interaction and communication with the school district.

Teacher Development

A fund used to account for receipts and expenditures necessary for providing assistance to local school districts for the development of in-service programs.

Adult Vocational Education

A fund provided to account for receipts and expenditures involved in upgrading and retraining out-of-school youths and adults for the purpose of improving their skills and knowledge in their occupations or planned occupations.

Early Childhood Training

A fund used to provide information, training, and support to parents of preschool and Head Start children.

Industrial Training Programs

A fund to provide for the training of skilled workers at vocational or technical schools or higher education institutions, for new businesses or industries in Ohio and those in Ohio expanding their operations and for existing businesses or industries in Ohio in which jobs will be retained as a result of the worker training.

Career Enhancement

A fund provided to account for career enhancement opportunities for District teachers through professional advancement, growth and leadership

Gifted Education

A fund provided to account for research and demonstration projects and other purposes as established under appropriation line item 200-521, Gifted Pupil Program.

Management Information Systems

A fund to account for amounts distributed to school districts to be used solely for costs associated with the Education Management Information System.

Public School Preschool

A fund to assist school districts in paying the cost of preschool programs for three- and four-year-olds.

Entry Year Programs

A fund to implement entry-year programs pursuant to division (T) of section 3317.024 of the Revised Code.

Columbus City School District

Combining Statements and Individual Fund Schedules - Nonmajor Funds (continued)

Nonmajor Special Revenue Funds - Continued

Disadvantaged Pupils Impact Aid (DPIA)

A fund used to account for monies received through the state foundation for disadvantaged impact aid.

Data Communication

A fund used to account for monies appropriated for Ohio Educational Computer Network Connections.

Schoolnet Professional Development

A fund used to account for a limited number of professional development subsidy grants.

Instructional Material Subsidy

A fund used to account for monies appropriated to purchase instructional materials for the classrooms.

Special Education Transitional Funding Plan

A fund used to account for monies received by a primary recipient, such as an educational service, and either passed through to another school district or spent by the educational service center on behalf of another school district.

Ohio Reads

A fund used to account for monies spent to improve reading outcomes, especially on the fourth grade reading proficiency test and for volunteer coordinators in public school buildings.

Summer Intervention

A fund used to account for summer intervention services satisfying criteria defined in division (E) of section 3313.608 of the Revised Code.

Vocational Educational Enhancements

A fund used to account for Vocational Education Enhancements that: 1) expand the number of students enrolled in tech prep programs, 2) enable students to develop career plans, to identify initial educational and career goals, and to develop a career passport which provides a clear understanding of the student's knowledge, skills, and credentials to present to future employers, universities, and other training institutes and 3) replace or update equipment essential for the instruction of students in job skills taught as part of a vocational program or programs approved for such instruction by the State Board of Education.

Alternative Schools

A fund used to account for alternative educational programs for existing and new at-risk and delinquent youth. Programs shall be focused on youth in one or more of the following categories: those who have been expelled or suspended, those who have dropped out of school or who are at risk of dropping out of school, those who are habitually truant or disruptive, or those on probation or on parole from a Department of Youth Services' facility.

Columbus City School District

Combining Statements and Individual Fund Schedules - Nonmajor Funds (continued)

Nonmajor Special Revenue Funds - Continued

Miscellaneous State Grants

A fund used to account for various monies received from state agencies which are not classified elsewhere.

Adult Basic Education

Provision of funds for planning and conducting programs for persons 16 years of age and older who are not enrolled in school and who have less than a twelfth-grade education or its equivalent; development of basic educational skills; increase of opportunities for useful employment; improvement of attitudes toward self, family and community.

National Defense Education Act (NDEA), Title III

Provision of funds for strengthening instructions in science mathematics, modern foreign languages, English, arts and humanities, reading, history, geography, civics, economics, and industrial arts through acquisition of laboratory and other special equipment and materials and through minor remodeling.

Education of the Handicapped Act (EHA), Title VI-B

Provision of grants to assist with the training of teachers, supervisors, administrators, clinicians, or other specialists providing educational services to the handicapped.

Vocational Education

Provision of funds to boards of education, teacher training institutions, and the state administering agency for cooperating in development of vocational education programs in the following categories: secondary, post-secondary, adult, disadvantaged and handicapped persons, exemplary programs, cooperative education, vocational schools construction, ancillary services, research, advisory committees, work-study projects and sex equity grants.

EC OPP Act Head Start

Provision of funds in order to help urban and rural communities mobilize their resources in combating poverty.

Indian Education Grants

Provision for Federal financial assistance to school districts to develop and implement elementary and secondary school programs designed to meet the special educational needs of Indian children.

Title III – Limited English Proficiency

A fund to develop and carry out elementary and secondary school programs, including activities at the pre-school level, to meet the educational needs of children of limited English proficiency.

Transition PGM – Refugee Child

Provision for Federal financial assistance to school districts to develop and implement elementary and secondary school programs designed to meet the special educational needs of refugee children.

Columbus City School District

Combining Statements and Individual Fund Schedules - Nonmajor Funds (continued)

Nonmajor Special Revenue Funds - Continued

Education Career Incentive Act (ECIA) - Title I

A fund to provide financial assistance to State and Local educational agencies to meet the special needs of educationally deprived children.

Education Career Incentive Act (ECIA) - Title VI

A fund to consolidate various programs into a single authorization of grants to states for the same purposes set forth in the provisions of law as specified in the authorization section, to be used in accordance with the educational needs and priorities of the state and local agencies.

Emergency Immigrant Education Assistance Grant

A fund to provide financial assistance to state educational agencies for educational services and costs for eligible immigrant children enrolled in elementary and secondary public and nonprofit private schools.

Drug-Free Schools Grant

A fund to provide monies to local educational agencies and consortia of these agencies to establish, operate and improve local programs of drug abuse prevention, early intervention, rehabilitation referral and education in elementary and secondary schools, and to engage in development, training, technical assistance and coordination activities.

Education of the Handicapped Act (EHA Preschool Grants/Handicapped)

A fund used to account for monies received from the Preschool Grant Program, Section 619 of Public Law 99-457, which addresses the improvement and expansion of services for handicapped children ages three through five years.

Telecommunications Act Grant (E-Rate)

A fund used to account for monies used to provide discounts on telecommunications services, Internet access, and internal connections for all eligible schools and libraries in the United States.

Goals 2000

A fund used to account for monies to support a broad range of education improvement goals. Competitive grants are used to establish network of schools that have developed a systematic improvement plan. Funding is targeted at school districts where student performance on the fourth and ninth grade State Proficiency test are significantly below the State average.

Reducing Class Size

A fund used to account for monies to hire additional classroom teachers in grades 1 through 3, so that the number of students per teacher will be reduced.

Miscellaneous Federal Grants

A fund used to account for various monies received through state agencies from the federal government or directly from the federal government which are not classified elsewhere. A separate special cost center must be used for each grant.

Columbus City School District

Combining Statements and Individual Fund Schedules - Nonmajor Funds (continued)

Nonmajor Capital Projects Funds

The nonmajor Capital Project Funds account for the receipt and disbursement of monies used for the acquisition, construction or major renovation of capital facilities (other than those financed by Proprietary and Trust Funds).

Permanent Improvement Fund

A fund provided to account for all transactions related to the acquiring, constructing, or improving of such permanent improvements as are authorized by Section 5705, Ohio Revised Code.

Building Fund

A fund provided to account for all transactions related to the acquiring, constructing, or improving of such building improvements as are authorized by Section 5705.09, Revised Code.

Replacement Fund

A fund provided to account for monies used in the rebuilding, restoration or improvement of property which has been totally or partially destroyed from any cause. Such property may have become unfit for use necessitating its demolition in whole or in part, and require repair or restoration before it can again be used.

Schoolnet Equipment Fund

A fund used to account for wiring to all classrooms in the State and to provide a computer workstation and related technology for every classroom in Ohio's low-wealth school districts.

Telecommunity

A fund used to account for Telecommunity grants for the Ohio Department of Education.

Power Up Technologies

A fund used to account for advanced technology grants for the Ohio Department of Education.

School Building Assistance Limited

A fund used to account for capital improvement grants which are limited to the largest eight school districts in the State of Ohio.

Nonmajor Permanent Fund

Endowment

A fund used to account for money, securities, or land which have been set aside as an investment for public school purposes. The income from such a fund may be expended, but the principal must remain intact. The funds may be spent for restricted school district purposes.

This Page Intentionally Left Blank

Columbus City School District

Combining Statements and Individual Fund Schedules - Nonmajor Funds (continued)

Nonmajor Enterprise Funds

To account for operations a) that are financed and operated in a manner similar to private business enterprises where the intent of the governing body is that the costs of providing goods and services to the general public on a continuing basis be financed or recovered primarily through the user's charges; or b) where the governing body has decided that periodic determination of revenues earned, expenses incurred, and/or net income is appropriate for capital maintenance, public policy, management control, accountability, or other purposes.

Adult Education

A fund provided to account for all revenues and expenses related to the provision of credit and non-credit classes to the community.

WCBE

A fund provided to account for funds received from donations and grants for the purpose of improving the operations and services provided by the District's FM radio station.

Latchkey

A fund to provide after-school care and instructional services to students whose parents are not at home when the student gets out of school.

Uniform School Supplies

A fund to account for the purchase and sale of school supplies as adopted by the board of education for use in the schools of the district.

Rotary - Special Services

A fund to account for income and expenses made in connection with goods and services provided by a school district.

Agency Funds

Franklin County Educational Council

A fund used to account for monies held in an agency capacity on behalf of the Franklin County Educational Council.

Student Managed Activities

A fund provided to account for those student activity programs which have student participation in the activity and have students involved in the management of the program. This fund typically includes those student activities which consist of a student body, student president, student treasurer, and faculty advisor.

Columbus City School District
Combining Balance Sheet
Nonmajor Governmental Funds (By Fund Type)

As of June 30, 2003

	<u>Nonmajor Special Revenue Funds</u>	<u>Nonmajor Capital Projects Funds</u>	<u>Nonmajor Permanent Fund</u>	<u>Total Non-major Governmental Funds</u>
ASSETS				
Equity in Pooled Cash and Cash Equivalents	\$ 22,345,491	\$ 55,368,616	\$ 814,688	\$ 78,528,795
Receivables				
Taxes	3,753,452	-	-	3,753,452
Interest	52	3,104	429	3,585
Due from Other Governments	<u>24,909,808</u>	<u>390,389</u>	<u>-</u>	<u>25,300,197</u>
Total Assets and Other Debits	<u>\$ 51,008,803</u>	<u>\$ 55,762,109</u>	<u>\$ 815,117</u>	<u>\$107,586,029</u>
LIABILITIES				
Accounts Payable	\$ 2,964,566	\$ 121,488	\$ -	\$ 3,086,054
Accrued Wages and Benefits	3,513,550	-	-	3,513,550
Compensated Absences	8,374	-	-	8,374
Deferred Revenues	21,726,339	392,624	309	22,119,272
Interfund Loans Payable	<u>3,928,950</u>	<u>1,921,000</u>	<u>-</u>	<u>5,849,950</u>
Total Liabilities	32,141,779	2,435,112	309	34,577,200
FUND BALANCES				
Reserved for Encumbrances	5,038,824	1,233,360	-	6,272,184
Reserved for Endowment	-	-	673,401	673,401
Unreserved				
Undesignated - Reported In				
Special Revenue Funds	13,828,200	-	-	13,828,200
Capital Projects Funds	-	52,093,637	-	52,093,637
Permanent Fund	-	-	141,407	141,407
Total Fund Balances	<u>18,867,024</u>	<u>53,326,997</u>	<u>814,808</u>	<u>73,008,829</u>
Total Liabilities and Fund Balances	<u>\$ 51,008,803</u>	<u>\$ 55,762,109</u>	<u>\$ 815,117</u>	<u>\$107,586,029</u>

Columbus City School District
Combining Statement of Revenues, Expenditures and Changes in Fund Balances
Nonmajor Governmental Funds (By Fund Type)

For the Fiscal Year Ended June 30, 2003

	Nonmajor Special Revenue Funds	Nonmajor Capital Projects Funds	Nonmajor Permanent Fund	Total Non-major Governmental Funds
Revenues				
Property Taxes	\$ 1,852,986	\$ -	\$ -	\$ 1,852,986
Tuition and Fees	969,215	-	-	969,215
Earnings on Investments	1,347	80,898	9,131	91,376
Intergovernmental	60,319,380	1,152,150	-	61,471,530
Extracurricular	2,055,762	-	-	2,055,762
Donations	1,015,138	-	-	1,015,138
Other	877,262	17,064	-	894,326
Total Revenues	67,091,090	1,250,112	9,131	68,350,333
Expenditures				
Current Operating				
Instruction				
Regular	4,289,371	-	-	4,289,371
Special	18,040,745	-	-	18,040,745
Vocational	1,483,568	-	-	1,483,568
Other Instruction	167,002	-	-	167,002
Pupil Support Services	8,497,265	-	54,516	8,551,781
Instructional Support Services	18,107,565	198,358	-	18,305,923
Administration	3,536,549	-	-	3,536,549
Business and Fiscal Services	444,910	-	-	444,910
Operation and Maintenance of Plant Services	251,646	44,933	-	296,579
Transportation Services-Pupils	259,955	44,125	-	304,080
Other Support Services	1,113,742	-	-	1,113,742
Enterprise Operations	90,599	-	-	90,599
Extracurricular Activities	2,630,967	-	-	2,630,967
Community Services	6,231,332	-	-	6,231,332
Capital Outlay	-	2,058,864	-	2,058,864
Total Expenditures	65,145,216	2,346,280	54,516	67,546,012
Excess of Revenues Over (Under) Expenditures	1,945,874	(1,096,168)	(45,385)	804,321
Other Financing Sources (Uses)				
Transfers In	517,446	-	-	517,446
Proceeds from Sale of Bonds	-	44,540,653	-	44,540,653
Proceeds from the Sale of Assets	10,195	-	-	10,195
Total Other Financing Sources (Uses)	527,641	44,540,653	-	45,068,294
Net Change in Fund Balances	2,473,515	43,444,485	(45,385)	45,872,615
Fund Balances at Beginning of Year	16,393,509	9,882,512	860,193	27,136,214
Fund Balances at End of Year	\$ 18,867,024	\$ 53,326,997	\$ 814,808	\$ 73,008,829

Columbus City School District

**Combining Balance Sheet
Nonmajor Special Revenue Funds**

As of June 30, 2002

	<u>Public School Support</u>	<u>Other Grants</u>	<u>Computer Network Class A Site</u>	<u>School Improvement Models</u>	<u>Classroom Facilities Maintenance</u>	<u>District Managed Activities</u>
ASSETS						
Equity in Pooled Cash and Cash Equivalents	1,792,695	795,203	163,218	59,056	1,956,157	1,659,443
Taxes Receivable	-		-	-	3,753,452	-
Due from Other Governments	-	-	-	-	-	-
Accrued Interest Receivable	-	-	-	-	-	-
Total Assets	<u>\$ 1,792,695</u>	<u>\$ 795,203</u>	<u>\$ 163,218</u>	<u>\$ 59,056</u>	<u>\$ 5,709,609</u>	<u>\$ 1,659,443</u>
LIABILITIES AND FUND BALANCES						
Liabilities						
Accounts Payable	\$ 122,473	\$ 16,813	\$ -	\$ -	\$ -	\$ 179,380
Accrued Wages and Benefits	-	17,756	-	-	-	-
Compensated Absences	-	-	-	-	-	-
Deferred Revenues	-	-	-	-	3,657,538	-
Interfund Loans Payable	-	-	-	-	-	-
Total Liabilities	122,473	34,569	-	-	3,657,538	179,380
Fund Balances						
Reserved for Encumbrances	201,950	47,755	3,380	-	-	278,046
Unreserved, undesignated	<u>1,468,272</u>	<u>712,879</u>	<u>159,838</u>	<u>59,056</u>	<u>2,052,071</u>	<u>1,202,017</u>
Total Fund Balances	<u>1,670,222</u>	<u>760,634</u>	<u>163,218</u>	<u>59,056</u>	<u>2,052,071</u>	<u>1,480,063</u>
Total Liabilities and Fund Balances	<u>\$ 1,792,695</u>	<u>\$ 795,203</u>	<u>\$ 163,218</u>	<u>\$ 59,056</u>	<u>\$ 5,709,609</u>	<u>\$ 1,659,443</u>

<u>Auxiliary Services</u>	<u>DPPF</u>	<u>Consumer Education Projects</u>	<u>Urban Pilot Projects</u>	<u>Career Development</u>	<u>Community Education</u>	<u>Teacher Development</u>	<u>Adult Vocational Education</u>
\$ 4,123,514	\$ 6,568	\$ -	\$ 18,642	\$ -	\$ 119	\$ -	\$ 2,382
-	-	-	-	-	-	-	-
-	-	-	-	-	-	-	-
-	-	-	-	-	-	-	-
<u>\$ 4,123,514</u>	<u>\$ 6,568</u>	<u>\$ -</u>	<u>\$ 18,642</u>	<u>\$ -</u>	<u>\$ 119</u>	<u>\$ -</u>	<u>\$ 2,382</u>
\$ 735,890	\$ -	\$ -	\$ -	\$ -	\$ -		\$ 1,426
278,857	-	-	-	-	-	-	-
-	-	-	-	-	-	-	-
-	-	-	-	-	-	-	-
-	-	-	-	-	-	-	2,700
1,014,747	-	-	-	-	-	-	4,126
542,315	-	-	-	-	-	-	956
<u>2,566,452</u>	<u>6,568</u>	<u>-</u>	<u>18,642</u>	<u>-</u>	<u>119</u>	<u>-</u>	<u>(2,700)</u>
<u>3,108,767</u>	<u>6,568</u>	<u>-</u>	<u>18,642</u>	<u>-</u>	<u>119</u>	<u>-</u>	<u>(1,744)</u>
<u>\$ 4,123,514</u>	<u>\$ 6,568</u>	<u>\$ -</u>	<u>\$ 18,642</u>	<u>\$ -</u>	<u>\$ 119</u>	<u>\$ -</u>	<u>\$ 2,382</u>

Columbus City School District

**Combining Balance Sheet
Nonmajor Special Revenue Funds (Continued)**

As of June 30, 2002

	<u>Early Childhood Training</u>	<u>Career Enhancement</u>	<u>Gifted Education Fund</u>	<u>Management Information Systems</u>	<u>Public School Preschool</u>	<u>Entry Year Programs</u>
ASSETS						
Equity in Pooled Cash and Cash Equivalents	\$ 20,280	\$ 67,850	\$ 123,004	\$ 437,955	\$ 62,492	\$ 6,881
Taxes Receivable	-	-	-	-	-	-
Due from Other Governments	-	-	-	-	-	-
Accrued Interest Receivable	-	-	-	-	-	-
Total Assets	<u>\$ 20,280</u>	<u>\$ 67,850</u>	<u>\$ 123,004</u>	<u>\$ 437,955</u>	<u>\$ 62,492</u>	<u>\$ 6,881</u>
LIABILITIES AND FUND BALANCES						
Liabilities						
Accounts Payable	\$ -	\$ -	\$ 12,708	\$ 26,880	\$ 3,126	\$ -
Accrued Wages and Benefits	-	-	-	-	65,228	-
Compensated Absences	-	-	-	-	-	-
Deferred Revenues	-	-	-	-	-	-
Interfund Loans Payable	<u>5,650</u>	<u>-</u>	<u>17,600</u>	<u>-</u>	<u>-</u>	<u>-</u>
Total Liabilities	5,650	-	30,308	26,880	68,354	-
Fund Balances						
Reserved for Encumbrances	-	-	108,418	17,948	10,995	-
Unreserved, undesignated	<u>14,630</u>	<u>67,850</u>	<u>(15,722)</u>	<u>393,127</u>	<u>(16,857)</u>	<u>6,881</u>
Total Fund Balances	<u>14,630</u>	<u>67,850</u>	<u>92,696</u>	<u>411,075</u>	<u>(5,862)</u>	<u>6,881</u>
Total Liabilities and Fund Balances	<u>\$ 20,280</u>	<u>\$ 67,850</u>	<u>\$ 123,004</u>	<u>\$ 437,955</u>	<u>\$ 62,492</u>	<u>\$ 6,881</u>

<u>DPIA</u>	<u>Data Communication</u>	<u>Schoolnet Professional Development</u>	<u>Special Instructional Material Subsidy</u>	<u>Ohio Reads</u>	<u>Summer Intervention</u>	<u>Vocational Educational Enhancements</u>
\$ 5,411	\$ 1,896,645	\$ 92,739	\$ 207,569	\$ 542,727	237,029	\$ 35,807
-	-	-	-	-	-	-
-	-	-	-	-	-	-
-	-	-	-	-	-	-
<u>\$ 5,411</u>	<u>\$ 1,896,645</u>	<u>\$ 92,739</u>	<u>\$ 207,569</u>	<u>\$ 542,727</u>	<u>\$ 237,029</u>	<u>\$ 35,807</u>
\$ 1,426	\$ -	\$ -	\$ -	\$ 159,675	\$ 8,160	\$ 18,359
-	-	-	-	-	-	12,756
-	-	-	-	-	-	-
-	-	-	-	-	-	-
-	-	-	-	-	-	-
1,426	-	-	-	159,675	8,160	31,115
342	864,986	78,043	-	197,308	29,365	5,938
<u>3,643</u>	<u>1,031,659</u>	<u>14,696</u>	<u>207,569</u>	<u>185,744</u>	<u>199,504</u>	<u>(1,246)</u>
<u>3,985</u>	<u>1,896,645</u>	<u>92,739</u>	<u>207,569</u>	<u>383,052</u>	<u>228,869</u>	<u>4,692</u>
<u>\$ 5,411</u>	<u>\$ 1,896,645</u>	<u>\$ 92,739</u>	<u>\$ 207,569</u>	<u>\$ 542,727</u>	<u>\$ 237,029</u>	<u>\$ 35,807</u>

Columbus City School District
Combining Balance Sheet
Nonmajor Special Revenue Funds (Continued)

As of June 30, 2002

	<u>Alternative Schools</u>	<u>Misc. State Grants</u>	<u>Adult Basic Education</u>	<u>NDEA Title III</u>	<u>EHA Title VI-B</u>	<u>Vocational Education</u>
ASSETS						
Equity in Pooled Cash and Cash Equivalents	\$ 2,886	\$ 514,604	\$ 12,757	\$ 621	75,754	\$ 887,301
Taxes Receivable	-	-	-	-	-	-
Due from Other Governments	-	-	256,974	-	-	1,263,040
Accrued Interest Receivable	-	-	-	-	-	-
Total Assets	<u>\$ 2,886</u>	<u>\$ 514,604</u>	<u>\$ 269,731</u>	<u>\$ 621</u>	<u>\$ 75,754</u>	<u>\$ 2,150,341</u>
LIABILITIES AND FUND BALANCES						
Liabilities						
Accounts Payable	\$ 881	\$ 153,781	\$ 2,405	\$ -	\$ 53,681	\$ 262,542
Accrued Wages and Benefits	-	19,596	6,046	-	664,808	65,760
Compensated Absences	-	-	-	-	-	-
Deferred Revenues	-	-	37,902	-	-	1,263,040
Interfund Loans Payable	-	-	49,000	25,100	57,400	891,000
Total Liabilities	881	173,377	95,353	25,100	775,889	2,482,342
Fund Balances						
Reserved for Encumbrances	2,004	34,989	3,326	-	11,377	622,683
Unreserved, undesignated	1	306,238	171,052	(24,479)	(711,512)	(954,684)
Total Fund Balances	<u>2,005</u>	<u>341,227</u>	<u>174,378</u>	<u>(24,479)</u>	<u>(700,135)</u>	<u>(332,001)</u>
Total Liabilities and Fund Balances	<u>\$ 2,886</u>	<u>\$ 514,604</u>	<u>\$ 269,731</u>	<u>\$ 621</u>	<u>\$ 75,754</u>	<u>\$ 2,150,341</u>

<u>EC OPP Act Head Start</u>	<u>Indian Education</u>	<u>Title III Limited English Proficiency</u>	<u>Transition PGM- Refugee Child</u>	<u>ECIA Title I</u>	<u>ECIA Title VI</u>	<u>Emergency Immigrant Education</u>	<u>Drug-Free Schools</u>
\$ -	\$ 3,634	\$ 25,628	\$ 303,550	\$ 2,488,643	\$ 231,780	\$ -	\$ 230,273
-	-	-	-	-	-	-	-
-	-	490,405	420	12,756,638	-	-	480,990
-	-	-	-	-	-	-	-
<u>\$ -</u>	<u>\$ 3,634</u>	<u>\$ 516,033</u>	<u>\$ 303,970</u>	<u>\$ 15,245,281</u>	<u>\$ 231,780</u>	<u>\$ -</u>	<u>\$ 711,263</u>
\$ -	\$ -	\$ 7,088	\$ 6,810	\$ 598,661	\$ 116,878	\$ -	\$ 14,359
-	-	6,214	-	1,724,921	-	-	12,427
-	-	-	-	8,374	-	-	-
-	3,634	388,569	297,160	8,535,316	-	-	220,517
-	-	40,000	-	2,140,000	-	-	148,000
-	3,634	441,871	303,970	13,007,272	116,878	-	395,303
-	-	9,582	1,428	1,143,708	55,351	-	215,526
-	-	64,580	(1,428)	1,094,301	59,551	-	100,434
-	-	74,162	-	2,238,009	114,902	-	315,960
<u>\$ -</u>	<u>\$ 3,634</u>	<u>\$ 516,033</u>	<u>\$ 303,970</u>	<u>\$ 15,245,281</u>	<u>\$ 231,780</u>	<u>\$ -</u>	<u>\$ 711,263</u>

This Page Intentionally Left Blank

Columbus City School District

**Combining Balance Sheet
Nonmajor Special Revenue Funds (Continued)**

As of June 30, 2003

	EHA Preschool Grants/ Handicapped	Telecommu- nications Act Grant (E-Rate)	Goals 2000	Reducing Class Size	Miscel- laneous Federal Grants	Totals
ASSETS						
Equity in Pooled Cash and Cash Equivalents	\$ 63,556	\$ 2,067,723	\$ 58,018	\$ 25,048	\$ 1,040,329	\$ 22,345,491
Taxes Receivable	-	-	-	-	-	3,753,452
Due from Other Governments	-	-	-	4,459,085	5,202,256	24,909,808
Accrued Interest Receivable	-	-	-	-	52	52
Total Assets	<u>\$ 63,556</u>	<u>\$ 2,067,723</u>	<u>\$ 58,018</u>	<u>\$ 4,484,133</u>	<u>\$ 6,242,637</u>	<u>\$ 51,008,803</u>
LIABILITIES AND FUND BALANCES						
Liabilities						
Accounts Payable	\$ 10,270	\$ -	\$ -	\$ 2,778	\$ 448,116	\$ 2,964,566
Accrued Wages and Benefits	30,785	-	-	386,698	221,698	3,513,550
Compensated Absences	-	-	-	-	-	8,374
Deferred Revenues	7,501	-	58,018	3,311,998	3,945,146	21,726,339
Interfund Loans Payable	-	-	-	28,500	524,000	3,928,950
Total Liabilities	48,556	-	58,018	3,729,974	5,138,960	32,141,779
Fund Balances						
Reserved for Encumbrances	1,290	101,176	-	21,507	427,132	5,038,824
Unreserved, undesignated	13,710	1,966,547	-	732,652	676,545	13,828,200
Total Fund Balances	15,000	2,067,723	-	754,159	1,103,677	18,867,024
Total Liabilities and Fund Balances	<u>\$ 63,556</u>	<u>\$ 2,067,723</u>	<u>\$ 58,018</u>	<u>\$ 4,484,133</u>	<u>\$ 6,242,637</u>	<u>\$ 51,008,803</u>

Columbus City School District

Combining Statement of Revenues, Expenditures and Changes in Fund Balances Nonmajor Special Revenue Funds

For the Fiscal Year Ended June 30, 2003

	Public School Support	Other Grants	Computer Network Class A Site	Venture Capital	Classroom Facilities Maintenance	District Managed Activities
Property Taxes	\$ -	\$ -	\$ -	\$ -	1,852,986	\$ -
Tuition and Fees	336,781	281,316	-	-	-	285,097
Intergovernmental	6,500	24,500	45,167	-	199,085	-
Extracurricular	779,647	-	-	-	-	1,276,115
Donations	225,614	789,524	-	-	-	-
Earnings on Investments	-	-	-	-	-	-
Other	510,985	-	-	-	-	360,877
Total Revenues	1,859,527	1,095,340	45,167	-	2,052,071	1,922,089
Current Operating Expenditures						
Regular Instruction	8,667	105,912	-	531	-	-
Special Instruction	-	22,934	-	-	-	-
Vocational Instruction	-	-	-	-	-	-
Other Instruction	-	-	-	-	-	-
Total Instruction	8,667	128,846	-	531	-	-
Pupil Support Services	2,491	395,293	20,861	-	-	489
Instructional Support Services	10,578	220,704	3,383	50,123	-	-
Administration	1,552,092	154,805	18,525	-	-	-
Business and Fiscal Services	-	-	-	-	-	-
Operation and Maintenance of Plant Services	197	-	-	-	-	-
Transportation Services-Pupils	-	61,010	-	-	-	-
Other Support Services	293	-	-	-	-	-
Enterprise Operations	3,483	-	-	-	-	87,116
Extracurricular Activities	155,322	-	-	-	-	2,475,196
Community Services	23,419	-	-	-	-	-
Total Expenditures	1,756,542	960,658	42,769	50,654	-	2,562,801
Excess of Revenues Over (Under) Expenditures	102,985	134,682	2,398	(50,654)	2,052,071	(640,712)
Other Financing Sources (Uses)						
Proceeds from the Sale of Assets	384	-	-	-	-	9,811
Transfers In	-	-	-	-	-	517,446
Total Other Financing Sources (Uses)	384	-	-	-	-	527,257
Excess of Revenues and Other Financing Sources Over (Under) Expenditures and Other Financing Uses	103,369	134,682	2,398	(50,654)	2,052,071	(113,455)
Fund Balances at Beginning of Year	1,566,853	625,952	160,820	109,710	-	1,593,518
Fund Balances at End of Year	<u>\$ 1,670,222</u>	<u>\$ 760,634</u>	<u>\$ 163,218</u>	<u>\$ 59,056</u>	<u>\$ 2,052,071</u>	<u>\$ 1,480,063</u>

Auxiliary Services	DPPF	Consumer Education Projects	Urban Pilot Projects	Career Development	Community Education	Teacher Development	Adult Vocational Education
-	\$ -	\$ -	\$ -	\$ -	\$ -	\$ -	\$ -
-	-	-	-	-	-	-	-
6,788,153	-	-	-	-	-	-	15,300
-	-	-	-	-	-	-	-
-	-	-	-	-	-	-	-
-	-	-	-	-	-	-	-
6,788,153	-	-	-	-	-	-	15,300
-	-	-	-	-	-	-	-
-	-	-	-	-	-	-	-
-	-	-	-	-	-	-	-
-	-	-	-	-	-	-	-
-	-	-	-	-	-	-	-
-	-	-	-	5,283	-	-	-
-	-	-	-	18,163	-	18,444	17,416
257,798	-	-	-	-	-	-	-
-	-	-	-	-	-	-	-
-	-	-	-	-	-	-	-
-	-	-	-	-	-	-	-
-	-	-	-	-	-	-	-
5,825,271	-	-	-	-	-	-	-
6,083,069	-	-	-	23,446	-	18,444	17,416
705,084	-	-	-	(23,446)	-	(18,444)	(2,116)
-	-	-	-	-	-	-	-
-	-	-	-	-	-	-	-
-	-	-	-	-	-	-	-
-	-	-	-	-	-	-	-
705,084	-	-	-	(23,446)	-	(18,444)	(2,116)
2,403,683	6,568	-	18,642	23,446	119	18,444	372
<u>\$ 3,108,767</u>	<u>\$ 6,568</u>	<u>\$ -</u>	<u>\$ 18,642</u>	<u>\$ -</u>	<u>\$ 119</u>	<u>\$ -</u>	<u>\$ (1,744)</u>

Columbus City School District

Combining Statement of Revenues, Expenditures and Changes in Fund Balances Nonmajor Special Revenue Funds (Continued)

For the Fiscal Year Ended June 30, 2003

	Early Childhood Training	Career Enhancement	Gifted Education Fund	Management Information Systems	Public School Preschool	Entry Year Programs
Property Taxes	\$ -	\$ -	\$ -	\$ -	\$ -	\$ -
Tuition and Fees	-	-	-	-	66,021	-
Intergovernmental	-	-	180,251	240,733	518,457	-
Extracurricular	-	-	-	-	-	-
Donations	-	-	-	-	-	-
Earnings on Investments	-	-	-	-	-	-
Other	-	-	-	-	-	-
Total Revenues	-	-	180,251	240,733	584,478	-
Current Operating Expenditures						
Regular Instruction	-	-	-	-	338,365	-
Special Instruction	-	-	-	-	-	-
Vocational Instruction	-	-	-	-	-	-
Other Instruction	-	-	-	-	-	-
Total Instruction	-	-	-	-	338,365	-
Pupil Support Services	-	-	156,505	-	220,416	-
Instructional Support Services	-	32,757	-	-	146,440	-
Administration	-	-	-	-	-	-
Business and Fiscal Services	-	-	-	-	-	-
Operation and Maintenance of Plant Services	-	-	-	-	-	-
Transportation Services-Pupils	-	-	-	-	3,505	-
Other Support Services	-	-	-	226,380	-	-
Enterprise Operations	-	-	-	-	-	-
Extracurricular Activities	-	-	-	-	-	-
Community Services	-	-	-	-	-	-
Total Expenditures	-	32,757	156,505	226,380	708,726	-
Excess of Revenues Over (Under) Expenditures	-	(32,757)	23,746	14,353	(124,248)	-
Other Financing Sources (Uses)						
Proceeds from the Sale of Assets	-	-	-	-	-	-
Transfers In	-	-	-	-	-	-
Total Other Financing Sources (Uses)	-	-	-	-	-	-
Excess of Revenues and Other Financing Sources Over (Under) Expenditures and Other Financing Uses	-	(32,757)	23,746	14,353	(124,248)	-
Fund Balances at Beginning of Year	14,630	100,607	68,950	396,722	118,386	6,881
Fund Balances at End of Year	<u>\$ 14,630</u>	<u>\$ 67,850</u>	<u>\$ 92,696</u>	<u>\$ 411,075</u>	<u>\$ (5,862)</u>	<u>\$ 6,881</u>

<u>DPIA</u>	<u>Data Communication</u>	<u>Schoolnet Professional Development</u>	<u>Special Instructional Material Subsidy</u>	<u>Ohio Reads</u>	<u>Summer Intervention</u>	<u>Vocational Educational Enhancements</u>
\$ -	\$ -	\$ -	\$ -	\$ -	\$ -	\$ -
-	-	-	-	-	-	-
-	497,000	10,000	-	950,935	-	111,609
-	-	-	-	-	-	-
-	-	-	-	-	-	-
-	-	-	-	5,400	-	-
-	497,000	10,000	-	956,335	-	111,609
31,364	-	-	-	303,257	581,000	-
-	-	-	-	-	1,979	-
-	-	-	-	-	-	-
-	-	-	-	-	-	-
31,364	-	-	-	303,257	582,979	-
526	-	-	-	486,650	39,861	93,692
-	-	16,339	-	-	9,906	18,509
-	-	-	-	3,000	-	-
-	-	-	-	-	-	-
-	-	-	-	-	-	-
-	-	-	-	133,335	-	-
-	703,133	-	-	-	-	-
-	-	-	-	-	-	-
-	-	-	-	-	-	-
-	-	-	-	-	-	-
31,890	703,133	16,339	-	926,242	632,746	112,201
(31,890)	(206,133)	(6,339)	-	30,093	(632,746)	(592)
-	-	-	-	-	-	-
-	-	-	-	-	-	-
-	-	-	-	-	-	-
(31,890)	(206,133)	(6,339)	-	30,093	(632,746)	(592)
35,875	2,102,778	99,078	207,569	352,959	861,615	5,284
\$ 3,985	\$ 1,896,645	\$ 92,739	\$ 207,569	\$ 383,052	\$ 228,869	\$ 4,692

Columbus City School District

Combining Statement of Revenues, Expenditures and Changes in Fund Balances Nonmajor Special Revenue Funds (Continued)

For the Fiscal Year Ended June 30, 2003

	Alternative Schools	Misc. State Grants	Adult Basic Education	NDEA Title III	EHA Title VI-B	Vocational Education
Property Taxes	\$ -	\$ -	\$ -	\$ -	\$ -	\$ -
Tuition and Fees	-	-	-	-	-	-
Intergovernmental	693,825	580,426	918,115	48,588	7,798,400	1,792,815
Extracurricular	-	-	-	-	-	-
Donations	-	-	-	-	-	-
Earnings on Investments	-	-	-	-	-	-
Other	-	-	-	-	-	-
Total Revenues	693,825	580,426	918,115	48,588	7,798,400	1,792,815
Current Operating Expenditures						
Regular Instruction	-	88,456	-	-	-	-
Special Instruction	-	401	-	-	1,601,985	-
Vocational Instruction	-	-	615,284	-	-	853,309
Other Instruction	-	-	-	-	-	167,002
Total Instruction	-	88,857	615,284	-	1,601,985	1,020,311
Pupil Support Services	668,679	365,066	3,011	-	56,958	1,150,966
Instructional Support Services	-	272,792	108,598	170,098	6,354,114	197,824
Administration	-	13,568	87,283	-	171,290	-
Business and Fiscal Services	6,175	3,128	11,409	-	69,392	22,261
Operation and Maintenance of Plant Services	-	-	-	-	-	-
Transportation Services-Pupils	-	525	-	-	-	26,725
Other Support Services	-	2,850	-	-	-	-
Enterprise Operations	-	-	-	-	-	-
Extracurricular Activities	-	-	-	-	-	-
Community Services	-	-	-	757	31,600	-
Total Expenditures	674,854	746,786	825,585	170,855	8,285,339	2,418,087
Excess of Revenues Over (Under) Expenditures	18,971	(166,360)	92,530	(122,267)	(486,939)	(625,272)
Other Financing Sources (Uses)						
Proceeds from the Sale of Assets	-	-	-	-	-	-
Transfers In	-	-	-	-	-	-
Total Other Financing Sources (Uses)	-	-	-	-	-	-
Excess of Revenues and Other Financing Sources Over (Under) Expenditures and Other Financing Uses	18,971	(166,360)	92,530	(122,267)	(486,939)	(625,272)
Fund Balances at Beginning of Year	(16,966)	507,587	81,848	97,788	(213,196)	293,271
Fund Balances at End of Year	<u>\$ 2,005</u>	<u>\$ 341,227</u>	<u>\$ 174,378</u>	<u>\$ (24,479)</u>	<u>\$ (700,135)</u>	<u>\$ (332,001)</u>

EC OPP Act Head Start	Indian Education	Title III Limited English Proficiency	Transition PGM- Refugee Child	ECIA Title I	ECIA Title VI	Emergency Immigrant Education	Drug-Free Schools
\$ -	\$ -	\$ -	\$ -	\$ -	\$ -	\$ -	\$ -
-	-	-	-	-	-	-	-
-	-	292,549	97,457	24,943,377	257,950	137,432	941,628
-	-	-	-	-	-	-	-
-	-	-	-	-	-	-	-
-	-	-	-	-	-	-	-
-	-	292,549	97,457	24,943,377	257,950	137,432	941,628
-	-	-	-	60,711	-	-	-
17,640	-	84,162	41,859	15,458,353	107,128	-	-
-	-	-	-	-	-	-	-
-	-	-	-	-	-	-	-
17,640	-	84,162	41,859	15,519,064	107,128	-	-
-	-	76,332	25,104	1,070,526	-	130,459	423,003
5,612	-	51,831	28,087	7,068,047	307,972	2,870	191,133
-	-	-	-	1,104,203	-	-	-
-	-	6,062	2,407	234,676	5,012	4,103	-
-	-	-	-	29,734	-	-	-
-	-	-	-	29,202	-	-	-
-	-	-	-	36,408	-	-	-
-	-	-	-	-	-	-	-
-	-	-	-	-	-	-	-
-	-	-	-	304,597	33,276	-	11,532
23,252	-	218,387	97,457	25,396,457	453,388	137,432	625,668
(23,252)	-	74,162	-	(453,080)	(195,438)	-	315,960
-	-	-	-	-	-	-	-
-	-	-	-	-	-	-	-
-	-	-	-	-	-	-	-
(23,252)	-	74,162	-	(453,080)	(195,438)	-	315,960
23,252	-	-	-	2,691,089	310,340	-	-
\$ -	\$ -	\$ 74,162	\$ -	\$ 2,238,009	\$ 114,902	\$ -	\$ 315,960

This Page Intentionally Left Blank

Columbus City School District

**Combining Statement of Revenues, Expenditures and
Changes in Fund Balances
Nonmajor Special Revenue Funds (Continued)**

For the Fiscal Year Ended June 30, 2003

	EHA Preschool Grants/ Handicapped	Telecommu- nications Act Grant (E-Rate)	Goals 2000	Reducing Class Size	Miscel- laneous Federal Grants	Totals
Property Taxes	\$ -	\$ -	\$ -	\$ -	\$ -	\$ 1,852,986
Tuition and Fees	-	-	-	-	-	969,215
Intergovernmental	274,896	526,525	68,802	4,053,403	7,305,502	60,319,380
Extracurricular	-	-	-	-	-	2,055,762
Donations	-	-	-	-	-	1,015,138
Earnings on Investments	-	-	-	-	1,347	1,347
Other	-	-	-	-	-	877,262
Total Revenues	274,896	526,525	68,802	4,053,403	7,306,849	67,091,090
Current Operating Expenditures						
Regular Instruction	-	-	1,164	2,692,911	77,033	4,289,371
Special Instruction	262,105	-	-	31,377	410,822	18,040,745
Vocational Instruction	-	-	-	-	14,975	1,483,568
Other Instruction	-	-	-	-	-	167,002
Total Instruction	262,105	-	1,164	2,724,288	502,830	23,980,686
Pupil Support Services	3,654	-	-	-	3,101,440	8,497,265
Instructional Support Services	6,866	-	67,638	518,914	2,192,407	18,107,565
Administration	-	-	-	-	173,985	3,536,549
Business and Fiscal Services	2,271	-	-	55,162	22,852	444,910
Operation and Maintenance of Plant Services	-	-	-	-	221,715	251,646
Transportation Services-Pupils	-	-	-	-	5,653	259,955
Other Support Services	-	105,532	-	-	39,146	1,113,742
Enterprise Operations	-	-	-	-	-	90,599
Extracurricular Activities	-	-	-	-	449	2,630,967
Community Services	-	-	-	880	-	6,231,332
Total Expenditures	274,896	105,532	68,802	3,299,244	6,260,477	65,145,216
Excess of Revenues Over (Under) Expenditures	-	420,993	-	754,159	1,046,372	1,945,874
Other Financing Sources (Uses)						
Proceeds from the Sale of Assets	-	-	-	-	-	10,195
Transfers In	-	-	-	-	-	517,446
Total Other Financing Sources (Uses)	-	-	-	-	-	527,641
Excess of Revenues and Other Financing Sources Over (Under) Expenditures and Other Financing Uses	-	420,993	-	754,159	1,046,372	2,473,515
Fund Balances at Beginning of Year	15,000	1,646,730	-	-	57,305	16,393,509
Fund Balances at End of Year	\$ 15,000	\$ 2,067,723	\$ -	\$ 754,159	\$ 1,103,677	\$ 18,867,024

Columbus City School District

Combining Balance Sheet Nonmajor Capital Projects Funds

As of June 30, 2003

	Permanent Improvement	Building	Replacement
ASSETS			
Equity in Pooled Cash and Cash Equivalents	\$ 1,458,482	\$ 50,559,529	\$ 1,747,465
Accrued Interest Receivable	-	3,104	-
Due from Other Governments	-	-	-
Total Assets	\$ 1,458,482	\$ 50,562,633	\$ 1,747,465
LIABILITIES AND FUND BALANCES			
Liabilities			
Accounts Payable	\$ -	\$ 10,466	\$ -
Deferred Revenue	-	2,235	-
Interfund Loans Payable	-	-	-
Total Liabilities	-	12,701	-
Fund Balances			
Reserved for Encumbrances	30,706	1,037,105	-
Unreserved - Undesignated	1,427,776	49,512,827	1,747,465
Total Fund Balances	1,458,482	50,549,932	1,747,465
Total Liabilities and Fund Balances	\$ 1,458,482	\$ 50,562,633	\$ 1,747,465

<u>Schoolnet Equipment</u>	<u>Telecommunity</u>	<u>Power Up Technologies</u>	<u>School Building Assistance Limited</u>	<u>Total</u>
\$ 952,287	\$ 112,527	\$ 68,943	\$ 469,383	\$ 55,368,616
-	-	-	-	3,104
-	-	-	390,389	390,389
<u>\$ 952,287</u>	<u>\$ 112,527</u>	<u>\$ 68,943</u>	<u>\$ 859,772</u>	<u>\$ 55,762,109</u>
\$ 39,634	\$ 71,388	\$ -	\$ -	\$ 121,488
-	-	-	390,389	392,624
-	-	721,000	1,200,000	1,921,000
39,634	71,388	721,000	1,590,389	2,435,112
140,162	23,482	-	1,905	1,233,360
<u>772,491</u>	<u>17,657</u>	<u>(652,057)</u>	<u>(732,522)</u>	<u>52,093,637</u>
<u>912,653</u>	<u>41,139</u>	<u>(652,057)</u>	<u>(730,617)</u>	<u>53,326,997</u>
<u>\$ 952,287</u>	<u>\$ 112,527</u>	<u>\$ 68,943</u>	<u>\$ 859,772</u>	<u>\$ 55,762,109</u>

Columbus City School District

Combining Statement of Revenues, Expenditures and Changes in Fund Balances Nonmajor Capital Projects Funds

For the Fiscal Year Ended June 30, 2003

	<u>Permanent Improvement</u>	<u>Building</u>	<u>Replacement</u>
Revenues			
Intergovernmental	\$ -	\$ -	\$ -
Earnings on Investments	-	80,898	-
Other	17,064	-	-
Total Revenues	17,064	80,898	-
Expenditures			
Instructional Support Services	-	-	-
Operation & Maintenance of Plant Services	-	-	44,933
Pupil Transportation	-	-	44,125
Capital Outlay	275,185	1,393,290	-
Total Expenditures	275,185	1,393,290	89,058
Excess of Revenues Over (Under) Expenditures	(258,121)	(1,312,392)	(89,058)
Other Financing Sources			
Proceeds from Sale of Bonds	-	44,540,653	-
Total Other Financing Sources	-	44,540,653	-
Excess of Revenues and Other Financing Sources Over (Under) Expenditures	(258,121)	43,228,261	(89,058)
Fund Balances at			
Beginning of Year	1,716,603	7,321,671	1,836,523
Fund Balances at End of Year	\$ 1,458,482	\$ 50,549,932	\$ 1,747,465

<u>Schoolnet Equipment</u>	<u>Telecommunity</u>	<u>Power Up Technologies</u>	<u>School Building Assistance Limited</u>	<u>Total</u>
\$ 1,032,400	\$ 119,750	\$ -	\$ -	\$ 1,152,150
-	-	-	-	80,898
-	-	-	-	17,064
1,032,400	119,750	-	-	1,250,112
119,747	78,611	-	-	198,358
-	-	-	-	44,933
-	-	-	-	44,125
-	-	-	390,389	2,058,864
119,747	78,611	-	390,389	2,346,280
912,653	41,139	-	(390,389)	(1,096,168)
-	-	-	-	44,540,653
-	-	-	-	44,540,653
912,653	41,139	-	(390,389)	43,444,485
-	-	(652,057)	(340,228)	9,882,512
<u>\$ 912,653</u>	<u>\$ 41,139</u>	<u>\$ (652,057)</u>	<u>\$ (730,617)</u>	<u>\$ 53,326,997</u>

Columbus City School District

Balance Sheet Nonmajor Permanent Fund

As of June 30, 2003

ASSETS

Equity in Pooled Cash and Cash Equivalents	\$ 814,688
Accrued Interest Receivable	<u>429</u>
Total Assets	<u>\$ 815,117</u>

LIABILITIES AND FUND BALANCES

Liabilities

Deferred Revenue	\$ <u>309</u>
Total Liabilities	309

Fund Balance

Reserved for Endowment	673,401
Undesignated - Reported in Permanent Fund	<u>141,407</u>
Total Fund Balance	<u>814,808</u>
Total Liabilities and Fund Balance	<u>\$ 815,117</u>

Columbus City School District

Statement of Revenues, Expenditures and Changes in Fund Balance Nonmajor Permanent Fund

For the Fiscal Year Ended June 30, 2003

Revenues	
Earnings on Investments	<u>\$ 9,131</u>
Total Revenues	9,131
Expenditures	
Pupil Support Services	<u>54,516</u>
Excess of Revenues Over (Under) Expenditures	(45,385)
Fund Balance at Beginning of Year	<u>860,193</u>
Fund Balance at End of Year	<u>\$ 814,808</u>

Columbus City School District

**Combining Statement of Net Assets
Nonmajor Enterprise Funds**

As of June 30, 2003

	<u>Adult Education</u>	<u>WCBE</u>	<u>Latchkey</u>
ASSETS:			
Equity in Pooled Cash and Cash Equivalents	\$ 346,273	\$ -	\$ 233,261
Due from Other Governments	<u>28,335</u>	<u>-</u>	<u>-</u>
Total Current Assets	374,608	-	233,261
Total Assets	<u>\$ 374,608</u>	<u>\$ -</u>	<u>\$ 233,261</u>
LIABILITIES:			
Accounts Payable	\$ 25,466	\$ 4,691	\$ 11,293
Accrued Wages and Benefits	15,363	-	16,353
Interfund Loans Payable	<u>-</u>	<u>184,543</u>	<u>-</u>
Total Current Liabilities	<u>40,829</u>	<u>189,234</u>	<u>27,646</u>
Compensated Absences	<u>376,954</u>	<u>59,276</u>	<u>29,748</u>
Total Long-Term Liabilities	<u>376,954</u>	<u>59,276</u>	<u>29,748</u>
Total Liabilities	<u>\$ 417,783</u>	<u>\$ 248,510</u>	<u>\$ 57,394</u>
NET ASSETS:			
Unrestricted	<u>(43,175)</u>	<u>(248,510)</u>	<u>175,867</u>
Total Net Assets	<u>\$ (43,175)</u>	<u>\$ (248,510)</u>	<u>\$ 175,867</u>

<u>Uniform School Supplies</u>	<u>Rotary Special Services</u>	<u>Totals</u>
\$ 70,627	\$ 1,440	\$ 651,601
-	-	28,335
70,627	1,440	679,936
<u>\$ 70,627</u>	<u>\$ 1,440</u>	<u>\$ 679,936</u>
\$ -	\$ -	\$ 41,450
-	-	31,716
-	-	184,543
-	-	257,709
-	-	465,978
-	-	465,978
<u>\$ -</u>	<u>\$ -</u>	<u>\$ 723,687</u>
70,627	1,440	(43,751)
<u>\$ 70,627</u>	<u>\$ 1,440</u>	<u>\$ (43,751)</u>

Columbus City School District

**Combining Statement of Revenues, Expenses and
Changes in Net Assets
Nonmajor Enterprise Funds
For the Fiscal Year Ended June 30, 2003**

	<u>Adult Education</u>	<u>WCBE</u>	<u>Latchkey</u>
Operating Revenues			
Tuition and Fees	\$ 1,688,509	\$ -	\$ 2,534,688
Sales	-	-	-
Gifts and Donations	3,706	920,038	-
Miscellaneous	-	-	1,600
Total Operating Revenues	<u>1,692,215</u>	<u>920,038</u>	<u>2,536,288</u>
Operating Expenses			
Salaries and Wages	1,974,657	558,335	1,822,612
Fringe Benefits	426,429	148,098	505,260
Purchased Services	100,912	231,086	17,303
Materials and Supplies	266,173	62,955	123,469
Miscellaneous	138	-	-
Total Operating Expenses	<u>2,768,309</u>	<u>1,000,474</u>	<u>2,468,644</u>
Operating Income (Loss)	(1,076,094)	(80,436)	67,644
Nonoperating Revenues			
Intergovernmental Revenues	<u>996,278</u>	-	-
Total Nonoperating Revenues	<u>996,278</u>	-	-
Changes in Net Assets	(79,816)	(80,436)	67,644
Net Assets			
at Beginning of Year	<u>36,641</u>	<u>(168,074)</u>	<u>108,223</u>
Net Assets			
at End of Year	<u>\$ (43,175)</u>	<u>\$ (248,510)</u>	<u>\$ 175,867</u>

	<u>Uniform School Supplies</u>	<u>Rotary Special Services</u>	<u>Totals</u>
\$	-	\$ -	\$ 4,223,197
	31,275	-	31,275
	-	-	923,744
	106	-	1,706
	31,381	-	5,179,922
	-	-	4,355,604
	-	-	1,079,787
	-	-	349,301
	44,947	-	497,544
	-	-	138
	44,947	-	6,282,374
	(13,566)	-	(1,102,452)
	-	-	996,278
	-	-	996,278
	(13,566)	-	(106,174)
	84,193	1,440	\$ 62,423
\$	<u>70,627</u>	<u>\$ 1,440</u>	<u>\$ (43,751)</u>

Columbus City School District

**Combining Statement of Cash Flows
Nonmajor Enterprise Funds**

For the Fiscal Year Ended June 30, 2003

	<u>Adult Education</u>	<u>WCBE</u>	<u>Latchkey</u>
Operating Activities:			
Cash Received from Sales	\$ -	\$ -	\$ -
Cash Received from Tuition and Fees	1,802,831	-	2,534,688
Cash Received from Contributions	-	920,038	-
Cash Paid to Suppliers	(373,313)	(289,802)	(139,624)
Cash Paid for Employee Salaries, Wages, and Fringe Benefits	(2,364,170)	(696,948)	(2,320,608)
Other Receipts	-	-	1,600
Other Expenses	(1,971)	-	-
	<hr/>	<hr/>	<hr/>
Net Cash Provided by (Used for) Operating Activities	(936,623)	(66,712)	76,056
Capital Financing Activities:			
Proceeds from Interfund Loans	-	66,712	-
	<hr/>	<hr/>	<hr/>
Net Cash Provided by (Used for) Capital Financing Activities	-	66,712	-
Noncapital Financing Activities:			
Cash Received from Other Governments	996,278	-	-
	<hr/>	<hr/>	<hr/>
Net Cash Provided by Noncapital Financing Activities	996,278	-	-
Increase (Decrease) in Cash and Cash Equivalents	59,655	-	76,056
Cash and Cash Equivalents at Beginning of Year	286,618	-	157,205
	<hr/>	<hr/>	<hr/>
Cash and Cash Equivalents at End of Year	<u>\$ 346,273</u>	<u>\$ -</u>	<u>\$ 233,261</u>

<u>Uniform School Supplies</u>	<u>Rotary Special Services</u>	<u>Totals</u>
\$ 31,275	\$ -	\$ 31,275
-	-	4,337,519
-	-	920,038
(50,262)	-	(853,001)
-	-	(5,381,726)
106	-	1,706
-	-	(1,971)
(18,881)	-	(946,160)
-	-	66,712
-	-	66,712
-	-	996,278
-	-	996,278
(18,881)	-	116,830
<u>89,508</u>	<u>1,440</u>	<u>534,771</u>
<u>\$ 70,627</u>	<u>\$ 1,440</u>	<u>\$ 651,601</u>

Columbus City School District

**Combining Statement of Cash Flows
Nonmajor Enterprise Funds (Continued)**

For the Fiscal Year Ended June 30, 2003

	<u>Adult Education</u>	<u>WCBE</u>	<u>Latchkey</u>
Reconciliation of Operating Income (Loss) to Net Cash Provided By (Used for) Operating Activities			
Operating Income (Loss)	\$ (1,076,094)	\$ (80,436)	\$ 67,644
Adjustments to Reconcile Operating Income (Loss) to Net Cash Provided by (Used for) Operating Activities			
Decrease in Due from Other Governments	110,616	-	-
Increase (Decrease) in Accounts Payable	(8,061)	4,239	1,148
Increase (Decrease) in Compensated Absences	36,318	9,485	8,251
Increase (Decrease) in Accrued Wages and Benefits	<u>598</u>	<u>-</u>	<u>(987)</u>
Net Cash Provided by (Used for) Operating Activities	<u>\$ (936,623)</u>	<u>\$ (66,712)</u>	<u>\$ 76,056</u>

<u>Uniform School Supplies</u>	<u>Rotary Special Services</u>	<u>Totals</u>
\$ (13,566)	\$ -	\$ (1,102,452)
-	-	110,616
(5,315)	-	(7,989)
-	-	54,054
<u>-</u>	<u>-</u>	<u>(389)</u>
<u>\$ (18,881)</u>	<u>\$ -</u>	<u>\$ (946,160)</u>

Columbus City School District

Combining Statement of Changes in Assets and Liabilities Agency Funds

For the Fiscal Year Ended June 30, 2003

	<u>Balance 07/01/02</u>	<u>Additions</u>	<u>Deductions</u>	<u>Balance 06/30/03</u>
FRANKLIN CO. EDUCATIONAL COUNCIL				
Assets				
Equity in Pooled Cash and Cash Equivalents	\$ 26,245	\$ -	\$ -	\$ 26,245
Total Assets	<u>\$ 26,245</u>	<u>\$ -</u>	<u>\$ -</u>	<u>\$ 26,245</u>
Liabilities				
Due to Other Governments	\$ 26,245	\$ -	\$ -	\$ 26,245
Total Liabilities	<u>\$ 26,245</u>	<u>\$ -</u>	<u>\$ -</u>	<u>\$ 26,245</u>
STUDENT MANAGED ACTIVITIES				
Assets				
Equity in Pooled Cash and Cash Equivalents	\$ 549,753	\$ 682,086	\$ 632,948	\$ 598,891
Total Assets	<u>\$ 549,753</u>	<u>\$ 682,086</u>	<u>\$ 632,948</u>	<u>\$ 598,891</u>
Liabilities				
Accounts Payable	\$ 58,319	\$ 35,021	\$ 58,319	\$ 35,021
Due to Students	491,434	647,065	574,629	563,870
Total Liabilities	<u>\$ 549,753</u>	<u>\$ 682,086</u>	<u>\$ 632,948</u>	<u>\$ 598,891</u>
TOTAL-ALL AGENCY FUNDS				
Assets				
Equity in Pooled Cash and Cash Equivalents	\$ 575,998	\$ 682,086	\$ 632,948	\$ 625,136
Total Assets	<u>\$ 575,998</u>	<u>\$ 682,086</u>	<u>\$ 632,948</u>	<u>\$ 625,136</u>
Liabilities				
Accounts Payable	\$ 58,319	\$ 35,021	\$ 58,319	\$ 35,021
Due to Students	491,434	647,065	574,629	563,870
Due to Other Governments	26,245	-	-	26,245
Total Liabilities	<u>\$ 575,998</u>	<u>\$ 682,086</u>	<u>\$ 632,948</u>	<u>\$ 625,136</u>

**Individual Fund Schedules of
Revenues, Expenditures/Expenses
and Changes in Fund
Balances/Fund Equity - Budget
(Non-GAAP Basis) and Actual**

Columbus City School District

Schedule of Revenues, Expenditures and Changes in Fund Balances - Budget and Actual (Non-GAAP Basis) General Fund

For the Fiscal Year Ended June 30, 2003

	<u>Original Budget</u>	<u>Final Budget</u>	<u>Actual</u>	<u>Variance with Final Budget</u>
Revenues				
Taxes	\$ 292,279,755	\$ 295,969,830	\$ 296,302,192	\$ 332,362
Tuition and Fees	4,894,785	4,955,252	5,015,878	60,626
Earnings on Investments	3,706,185	3,752,977	3,757,191	4,214
Intergovernmental	255,018,541	258,238,187	258,528,178	289,991
Extracurricular	107,639	110,329	55,391	(54,938)
Donations	60,379	61,141	61,210	69
Other	3,160,423	3,200,324	3,203,918	3,594
Total Revenues	<u>559,227,707</u>	<u>566,288,040</u>	<u>566,923,958</u>	<u>635,918</u>
Expenditures				
Current Operating				
Salaries and Wages	389,838,367	389,838,367	387,639,089	2,199,278
Fringe Benefits	96,713,244	96,713,244	96,713,059	185
Purchased Services	91,637,276	91,487,276	91,487,055	221
Supplies, Materials and Texts	22,494,051	22,494,051	22,415,906	78,145
Capital Outlay	11,756,725	11,756,725	11,695,696	61,029
Other Expenditures	6,108,748	6,098,814	6,065,537	33,277
Total Expenditures	<u>618,548,411</u>	<u>618,388,477</u>	<u>616,016,342</u>	<u>2,372,135</u>
Excess of Revenues Over (Under) Expenditures	(59,320,704)	(52,100,437)	(49,092,384)	3,008,053
Other Financing Sources (Uses)				
Advances In	425,612	430,985	431,469	484
Advances Out	-	-	(6,468,300)	(6,468,300)
Operating Transfers Out	(2,317,446)	(2,317,446)	(2,317,446)	-
Proceeds from the Sale of Assets	29,488	78,720	78,953	233
Total Other Financing Sources (Uses)	<u>(1,862,346)</u>	<u>(1,807,741)</u>	<u>(8,275,324)</u>	<u>(6,467,583)</u>
Net Change in Fund Balance	(61,183,050)	(53,908,178)	(57,367,708)	(3,459,530)
Fund Balances at Beginning of Year	83,685,840	83,685,840	83,685,840	-
Prior Year Encumbrances Appropriated	23,076,357	23,076,357	23,076,357	-
Fund Balances at End of Year	<u>\$ 45,579,147</u>	<u>\$ 52,854,019</u>	<u>\$ 49,394,489</u>	<u>\$ (3,459,530)</u>

Columbus City School District

Schedule of Revenues, Expenditures and Changes in Fund Balances - Budget and Actual (Non-GAAP Basis) Public School Support Fund

For the Fiscal Year Ended June 30, 2003

	<u>Original Budget</u>	<u>Final Budget</u>	<u>Actual</u>	<u>Variance with Final Budget</u>
Revenues				
Tuition and Fees	\$ 1,147,801	\$ 1,054,140	\$ 1,134,823	\$ 80,683
Donations	228,194	259,000	225,614	(33,386)
Intergovernmental	6,574	6,000	6,500	500
Other	<u>499,456</u>	<u>545,941</u>	<u>493,809</u>	<u>(52,132)</u>
Total Revenues	1,882,025	1,865,081	1,860,746	(4,335)
Expenditures				
Current Operating				
Salaries and Wages	17,962	8,889	18,611	(9,722)
Fringe Benefits	3,247	1,979	3,364	(1,385)
Supplies, Materials and Texts	2,743	3,000	2,842	158
Capital Outlay	133,502	125,301	119,209	6,092
Other Expenditures	<u>2,274,319</u>	<u>2,892,351</u>	<u>1,989,541</u>	<u>902,810</u>
Total Expenditures	<u>2,431,773</u>	<u>3,031,520</u>	<u>2,133,567</u>	<u>897,953</u>
Excess of Revenues Over (Under) Expenditures	(549,748)	(1,166,439)	(272,821)	893,618
Other Financing Sources (Uses)				
Operating Transfers In	25,543	-	25,254	25,254
Operating Transfers Out	<u>(24,373)</u>	<u>(208,506)</u>	<u>(25,254)</u>	<u>183,252</u>
Total Other Financing Sources (Uses)	<u>1,170</u>	<u>(208,506)</u>	<u>-</u>	<u>208,506</u>
Net Change in Fund Balance	(548,578)	(1,374,945)	(272,821)	1,102,124
Fund Balances at Beginning of Year	1,376,706	1,376,706	1,376,706	-
Prior Year Encumbrances Appropriated	<u>372,646</u>	<u>372,646</u>	<u>372,646</u>	<u>-</u>
Fund Balances at End of Year	<u>\$ 1,200,774</u>	<u>\$ 374,407</u>	<u>\$ 1,476,531</u>	<u>\$ 1,102,124</u>

Columbus City School District

Schedule of Revenues, Expenditures and Changes in Fund Balances - Budget and Actual (Non-GAAP Basis) Other Grants Fund

For the Fiscal Year Ended June 30, 2003

	Original Budget	Final Budget	Actual	Variance with Final Budget
Revenues				
Intergovernmental	\$ 18,330	\$ -	\$ 24,500	\$ 24,500
Donations	581,871	886,787	777,724	(109,063)
Other	240,400	236,753	321,317	84,564
Total Revenues	840,601	1,123,540	1,123,541	1
Expenditures				
Current Operating				
Salaries and Wages	83,040	469,277	351,520	117,757
Fringe Benefits	17,448	175,995	73,860	102,135
Purchased Services	136,441	721,240	464,772	256,468
Supplies, Materials and Texts	36,234	235,534	74,301	161,233
Capital Outlay	7,804	39,012	26,579	12,433
Other Expenditures	7,445	64,581	31,303	33,278
Total Expenditures	288,412	1,705,639	1,022,335	683,304
Excess of Revenues Over (Under)				
Expenditures	552,189	(582,099)	101,206	683,305
Other Financing Sources (Uses)				
Advances Out	(8,493)	(35,951)	(35,951)	-
Total Other Financing Sources (Uses)	(8,493)	(35,951)	(35,951)	-
Net Change in Fund Balance	543,696	(618,050)	65,255	683,305
Fund Balances at Beginning of Year	618,476	618,476	618,476	-
Prior Year Encumbrances Appropriated	46,903	46,903	46,903	-
Fund Balances at End of Year	\$ 1,209,075	\$ 47,329	\$ 730,634	\$ 683,305

Columbus City School District

Schedule of Revenues, Expenditures and Changes in Fund Balances - Budget and Actual (Non-GAAP Basis) Computer Network Class "A" Site Fund

For the Fiscal Year Ended June 30, 2003

	Original Budget	Final Budget	Actual	Variance with Final Budget
Revenues				
Intergovernmental	\$ -	\$ 45,167	\$ 45,167	\$ -
Total Revenues	-	45,167	45,167	-
Expenditures				
Current Operating				
Personal Services	87,523	53,803	20,861	32,942
Fringe Benefits	10,777	6,364	3,382	2,982
Purchased Services	122,749	117,970	38,521	79,449
Supplies, Materials and Texts	-	1,000	-	1,000
Capital Outlay	-	43,466	-	43,466
Total Expenditures	<u>221,049</u>	<u>222,603</u>	<u>62,764</u>	<u>159,839</u>
Net Change in Fund Balance	(221,049)	(177,436)	(17,597)	159,839
Fund Balances at Beginning of Year	156,387	156,387	156,387	-
Prior Year Encumbrances Appropriated	<u>21,049</u>	<u>21,049</u>	<u>21,049</u>	-
Fund Balances at End of Year	<u>\$ (43,613)</u>	<u>\$ -</u>	<u>\$ 159,839</u>	<u>\$ 159,839</u>

Columbus City School District

Schedule of Revenues, Expenditures and Changes in Fund Balances - Budget and Actual (Non-GAAP Basis) School Improvement Models Fund

For the Fiscal Year Ended June 30, 2003

	Original Budget	Final Budget	Actual	Variance with Final Budget
Revenues				
Intergovernmental	\$ 266,763	\$ -	\$ -	\$ -
Total Revenues	266,763	-	-	-
Expenditures				
Current Operating				
Salaries and Wages	-	34,362	24,521	9,841
Fringe Benefits	-	10,119	5,420	4,699
Purchased Services	12,005	21,406	11,383	10,023
Supplies, Materials and Texts	23,133	40,360	21,155	19,205
Capital Outlay	3,146	4,426	3,146	1,280
Total Expenditures	38,284	110,673	65,625	45,048
Net Change in Fund Balance	228,479	(110,673)	(65,625)	45,048
Fund Balances at Beginning of Year	86,397	86,397	86,397	-
Prior Year Encumbrances Appropriated	38,284	38,284	38,284	-
Fund Balances at End of Year	\$ 353,160	\$ 14,008	\$ 59,056	\$ 45,048

Columbus City School District

Schedule of Revenues, Expenditures and Changes in Fund Balances - Budget and Actual (Non-GAAP Basis) Classroom Facilities Maintenance Fund

For the Fiscal Year Ended June 30, 2003

	<u>Original Budget</u>	<u>Final Budget</u>	<u>Actual</u>	<u>Variance with Final Budget</u>
Revenues				
Property Tax Revenue	\$ -	\$ 1,790,957	\$ 1,956,158	\$ 165,201
Total Revenues	-	1,790,957	1,956,158	165,201
Expenditures	-	-	-	-
Net Change in Fund Balance	-	1,790,957	1,956,158	165,201
Fund Balances at Beginning of Year	-	-	-	-
Fund Balances at End of Year	<u>\$ -</u>	<u>\$ 1,790,957</u>	<u>\$ 1,956,158</u>	<u>\$ 165,201</u>

Columbus City School District

Schedule of Revenues, Expenditures and Changes in Fund Balances - Budget and Actual (Non-GAAP Basis) District Managed Activities Fund

For the Fiscal Year Ended June 30, 2003

	<u>Original Budget</u>	<u>Final Budget</u>	<u>Actual</u>	<u>Variance with Final Budget</u>
Revenues				
Tuition and Fees	\$ 1,116,112	\$ 1,055,382	\$ 1,633,502	\$ 578,120
Extracurricular	871,923	824,480	1,276,116	451,636
Donations	114,506	108,276	167,587	59,311
Other	<u>83,415</u>	<u>78,876</u>	<u>122,083</u>	<u>43,207</u>
Total Revenues	2,185,956	2,067,014	3,199,288	1,132,274
Expenditures				
Current Operating				
Salaries and Wages	59,776	75,154	54,598	20,556
Fringe Benefits	13,864	17,431	12,663	4,768
Supplies, Materials and Texts	131,484	147,400	107,084	40,316
Capital Outlay	189,515	180,735	131,301	49,434
Other Expenditures	<u>3,322,549</u>	<u>3,701,039</u>	<u>2,688,745</u>	<u>1,012,294</u>
Total Expenditures	<u>3,717,188</u>	<u>4,121,759</u>	<u>2,994,391</u>	<u>1,127,368</u>
Excess of Revenues Over (Under) Expenditures	(1,531,232)	(2,054,745)	204,897	2,259,642
Other Financing Sources (Uses)				
Operating Transfers In	371,100	350,908	543,129	192,221
Operating Transfers Out	(28,119)	(35,352)	(25,683)	9,669
Proceeds from the Sale of Assets	<u>6,035</u>	<u>5,707</u>	<u>8,833</u>	<u>3,126</u>
Total Other Financing Sources (Uses)	<u>349,016</u>	<u>321,263</u>	<u>526,279</u>	<u>205,016</u>
Net Change in Fund Balance	(1,182,216)	(1,733,482)	731,176	2,464,658
Fund Balances at Beginning of Year	1,321,822	1,321,822	1,321,822	-
Prior Year Encumbrances Appropriated	<u>438,806</u>	<u>438,806</u>	<u>438,806</u>	<u>-</u>
Fund Balances at End of Year	<u>\$ 578,412</u>	<u>\$ 27,146</u>	<u>\$ 2,491,804</u>	<u>\$ 2,464,658</u>

Columbus City School District

Schedule of Revenues, Expenditures and Changes in Fund Balances - Budget and Actual (Non-GAAP Basis) Auxiliary Services Fund

For the Fiscal Year Ended June 30, 2003

	Original Budget	Final Budget	Actual	Variance with Final Budget
Revenues				
Intergovernmental	\$ 4,500,000	\$ 5,786,716	\$ 5,786,717	\$ 1
Total Revenues	4,500,000	5,786,716	5,786,717	1
Expenditures				
Current Operating				
Salaries and Wages	2,095,333	2,547,309	2,454,978	92,331
Fringe Benefits	522,063	748,769	611,670	137,099
Purchased Services	772,527	758,837	645,955	112,882
Supplies, Materials and Texts	2,202,031	2,666,566	2,112,458	554,108
Capital Outlay	1,260,237	1,342,240	1,204,786	137,454
Other Expenditures	-	31,992	-	31,992
Total Expenditures	6,852,191	8,095,713	7,029,847	1,065,866
Net Change in Fund Balance	(2,352,191)	(2,308,997)	(1,243,130)	1,065,867
Fund Balances at Beginning of Year	2,237,664	2,237,664	2,237,664	-
Prior Year Encumbrances Appropriated	852,190	852,190	852,190	-
Fund Balances at End of Year	\$ 737,663	\$ 780,857	\$ 1,846,724	\$ 1,065,867

Columbus City School District

Schedule of Revenues, Expenditures and Changes in Fund Balances - Budget and Actual (Non-GAAP Basis) DPPF Fund

For the Fiscal Year Ended June 30, 2003

	<u>Original Budget</u>	<u>Final Budget</u>	<u>Actual</u>	<u>Variance with Final Budget</u>
Revenues	\$ -	\$ -	\$ -	\$ -
Expenditures	-	-	-	-
Net Change in Fund Balance	-	-	-	-
Fund Balances at Beginning of Year	<u>6,568</u>	<u>6,568</u>	<u>6,568</u>	<u>-</u>
Fund Balances at End of Year	<u>\$ 6,568</u>	<u>\$ 6,568</u>	<u>\$ 6,568</u>	<u>\$ -</u>

Columbus City School District

Schedule of Revenues, Expenditures and Changes in Fund Balances - Budget and Actual (Non-GAAP Basis) Consumer Education Projects Fund

For the Fiscal Year Ended June 30, 2003

	<u>Original Budget</u>	<u>Final Budget</u>	<u>Actual</u>	<u>Variance with Final Budget</u>
Revenues				
Intergovernmental	\$ 12,000	\$ -	\$ -	\$ -
Total Revenues	12,000	-	-	-
Expenditures	-	-	-	-
Net Change in Fund Balance	12,000	-	-	-
Fund Balances at Beginning of Year	-	-	-	-
Fund Balances at End of Year	<u>\$ 12,000</u>	<u>\$ -</u>	<u>\$ -</u>	<u>\$ -</u>

Columbus City School District

Schedule of Revenues, Expenditures and Changes in Fund Balances - Budget and Actual (Non-GAAP Basis) Urban Pilot Projects Fund

For the Fiscal Year Ended June 30, 2002

	Original Budget	Final Budget	Actual	Variance with Final Budget
Revenues	\$ -	\$ -	\$ -	\$ -
Expenditures	-	-	-	-
Net Change in Fund Balance	-	-	-	-
Fund Balances at Beginning of Year	18,642	18,642	18,642	-
Prior Year Encumbrances Appropriated	-	-	-	-
Fund Balances at End of Year	\$ 18,642	\$ 18,642	\$ 18,642	\$ -

Columbus City School District

Schedule of Revenues, Expenditures and Changes in Fund Balances - Budget and Actual (Non-GAAP Basis) Career Development Fund

For the Fiscal Year Ended June 30, 2003

	Original Budget	Final Budget	Actual	Variance with Final Budget
Revenues	\$ -	\$ -	\$ -	\$ -
Expenditures				
Current Operating				
Salaries and Wages	128,321	30,548	30,548	-
Fringe Benefits	20,171	4,802	4,802	-
Purchased Services	1,867	359	359	-
Total Expenditures	150,359	35,709	35,709	-
Net Change in Fund Balance	(150,359)	(35,709)	(35,709)	-
Fund Balances at Beginning of Year	35,351	35,351	35,351	-
Prior Year Encumbrances Appropriated	359	359	359	-
Fund Balances at End of Year	\$ (114,649)	\$ 1	\$ 1	\$ -

Columbus City School District

Schedule of Revenues, Expenditures and Changes in Fund Balances - Budget and Actual (Non-GAAP Basis) Community Education Fund

For the Fiscal Year Ended June 30, 2003

	Original Budget	Final Budget	Actual	Variance with Final Budget
Revenues	\$ -	\$ -	\$ -	\$ -
Expenditures	-	-	-	-
Net Change in Fund Balance	-	-	-	-
Fund Balances at Beginning of Year	119	119	119	-
Fund Balances at End of Year	\$ 119	\$ 119	\$ 119	\$ -

Columbus City School District

Schedule of Revenues, Expenditures and Changes in Fund Balances - Budget and Actual (Non-GAAP Basis) Teacher Development Fund

For the Fiscal Year Ended June 30, 2003

	Original Budget	Final Budget	Actual	Variance with Final Budget
Revenues				
Intergovernmental	\$ 354,515	\$ -	\$ -	\$ -
Total Revenues	354,515	-	-	-
Expenditures				
Current Operating				
Salaries and Wages	-	15,586	15,586	-
Fringe Benefits	-	2,857	2,857	-
Purchased Services	9,764	5,233	5,233	-
Total Expenditures	9,764	23,676	23,676	-
Net Change in Fund Balance	344,751	(23,676)	(23,676)	-
Fund Balances at Beginning of Year	13,912	13,912	13,912	-
Prior Year Encumbrances Appropriated	9,764	9,764	9,764	-
Fund Balances at End of Year	\$ 368,427	\$ -	\$ -	\$ -

Columbus City School District

Schedule of Revenues, Expenditures and Changes in Fund Balances - Budget and Actual (Non-GAAP Basis) Adult Vocational Education Fund

For the Fiscal Year Ended June 30, 2003

	<u>Original Budget</u>	<u>Final Budget</u>	<u>Actual</u>	<u>Variance with Final Budget</u>
Revenues				
Intergovernmental	\$ -	\$ 18,000	\$ 15,300	\$ (2,700)
Total Revenues	-	18,000	15,300	(2,700)
Expenditures				
Current Operating				
Purchased Services	14,267	12,879	12,879	-
Supplies, Materials and Texts	6,269	5,825	5,825	-
Other Expenditures	390	372	372	-
Total Expenditures	20,926	19,076	19,076	-
Other Financing Sources (Uses)				
Advances In	-	-	2,700	2,700
Total Other Financing Sources (Uses)	-	-	2,700	2,700
Net Change in Fund Balance	(20,926)	(1,076)	(1,076)	-
Fund Balances at Beginning of Year	150	150	150	-
Prior Year Encumbrances Appropriated	926	926	926	-
Fund Balances at End of Year	<u>\$ (19,850)</u>	<u>\$ -</u>	<u>\$ -</u>	<u>\$ -</u>

Columbus City School District

Schedule of Revenues, Expenditures and Changes in Fund Balances - Budget and Actual (Non-GAAP Basis) Early Childhood Training Fund

For the Fiscal Year Ended June 30, 2003

	Original Budget	Final Budget	Actual	Variance with Final Budget
Revenues				
Intergovernmental	\$ 1,178,426	\$ -	\$ -	\$ -
Total Revenues	1,178,426	-	-	-
Expenditures	-	-	-	-
Net Change in Fund Balance	1,178,426	-	-	-
Fund Balances at Beginning of Year	20,280	20,280	20,280	-
Fund Balances at End of Year	\$ 1,198,706	\$ 20,280	\$ 20,280	\$ -

Columbus City School District

Schedule of Revenues, Expenditures and Changes in Fund Balances - Budget and Actual (Non-GAAP Basis) Industrial Training Programs Fund

For the Fiscal Year Ended June 30, 2003

	Original Budget	Final Budget	Actual	Variance with Final Budget
Revenues				
Intergovernmental	\$ 44,179	\$ -	\$ -	\$ -
Total Revenues	44,179	-	-	-
Expenditures	-	-	-	-
Net Change in Fund Balance	44,179	-	-	-
Fund Balances at Beginning of Year	-	-	-	-
Fund Balances at End of Year	<u>\$ 44,179</u>	<u>\$ -</u>	<u>\$ -</u>	<u>\$ -</u>

Columbus City School District

Schedule of Revenues, Expenditures and Changes in Fund Balances - Budget and Actual (Non-GAAP Basis) Career Enhancement Fund

For the Fiscal Year Ended June 30, 2003

	Original Budget	Final Budget	Actual	Variance with Final Budget
Revenues				
Intergovernmental	\$ 200,000	\$ -	\$ -	\$ -
Total Revenues	200,000	-	-	-
Expenditures	-	-	-	-
Net Change in Fund Balance	200,000	-	-	-
Fund Balances at Beginning of Year	100,607	100,607	100,607	-
Prior Year Encumbrances Appropriated	-	-	-	-
Fund Balances at End of Year	\$ 300,607	\$ 100,607	\$ 100,607	\$ -

Columbus City School District

Schedule of Revenues, Expenditures and Changes in Fund Balances - Budget and Actual (Non-GAAP Basis) Gifted Education Fund

For the Fiscal Year Ended June 30, 2003

	<u>Original Budget</u>	<u>Final Budget</u>	<u>Actual</u>	<u>Variance with Final Budget</u>
Revenues				
Intergovernmental	\$ -	\$ 197,851	\$ 180,251	\$ (17,600)
Total Revenues	-	197,851	180,251	(17,600)
Expenditures				
Current Operating				
Salaries and Wages	20,083	39,414	37,585	1,829
Fringe Benefits	4,062	7,602	7,602	-
Purchased Services	37,856	46,705	46,705	-
Supplies, Materials and Texts	24,377	43,595	43,595	-
Capital Outlay	69,963	130,936	130,936	-
Total Expenditures	156,341	268,252	266,423	1,829
Excess of Revenues Over (Under)				
Expenditures	(156,341)	(70,401)	(86,172)	(15,771)
Other Financing Sources (Uses)				
Transfers In	-	70,450	70,450	-
Transfers Out	(37,643)	(70,450)	(70,450)	-
Advances In	-	-	17,600	17,600
Total Other Financing Sources (Uses)	(37,643)	-	17,600	17,600
Net Change in Fund Balance	(193,984)	(70,401)	(68,572)	(1,829)
Fund Balances at Beginning of Year	56,467	56,467	56,467	-
Prior Year Encumbrances Appropriated	13,983	13,983	13,983	-
Fund Balances at End of Year	\$ (123,534)	\$ 49	\$ 1,878	\$ (1,829)

Columbus City School District

Schedule of Revenues, Expenditures and Changes in Fund Balances - Budget and Actual (Non-GAAP Basis) Management Information Systems Fund

For the Fiscal Year Ended June 30, 2003

	Original Budget	Final Budget	Actual	Variance with Final Budget
Revenues				
Intergovernmental	\$ 188,970	\$ 240,732	\$ 240,733	\$ 1
Total Revenues	188,970	240,732	240,733	1
Expenditures				
Current Operating				
Purchased Services	267,876	527,551	229,226	298,325
Supplies, Materials and Texts	-	20,000	-	20,000
Capital Outlay	-	34,815	-	34,815
Total Expenditures	267,876	582,366	229,226	353,140
Net Change in Fund Balance	(78,906)	(341,634)	11,507	353,141
Fund Balances at Beginning of Year	393,641	393,641	393,641	-
Prior Year Encumbrances Appropriated	23,876	23,876	23,876	-
Fund Balances at End of Year	\$ 338,611	\$ 75,883	\$ 429,024	\$ 353,141

Columbus City School District

Schedule of Revenues, Expenditures and Changes in Fund Balances - Budget and Actual (Non-GAAP Basis) Public School Preschool Fund

For the Fiscal Year Ended June 30, 2003

	Original Budget	Final Budget	Actual	Variance with Final Budget
Revenues				
Tuition and Fees	\$ -	\$ 65,881	\$ 66,021	\$ 140
Intergovernmental	588,537	521,767	521,767	-
Total Revenues	588,537	587,648	587,788	140
Expenditures				
Current Operating				
Salaries and Wages	479,053	559,533	542,269	17,264
Fringe Benefits	105,960	127,915	119,943	7,972
Purchased Services	41,203	47,720	32,905	14,815
Supplies, Materials and Texts	5,918	14,878	6,699	8,179
Total Expenditures	632,134	750,046	701,816	48,230
Net Change in Fund Balance	(43,597)	(162,398)	(114,028)	48,370
Fund Balances at Beginning of Year	150,264	150,264	150,264	-
Prior Year Encumbrances Appropriated	12,134	12,134	12,134	-
Fund Balances at End of Year	\$ 118,801	\$ -	\$ 48,370	\$ 48,370

Columbus City School District

Schedule of Revenues, Expenditures and Changes in Fund Balances - Budget and Actual (Non-GAAP Basis) Entry Year Programs Fund

For the Fiscal Year Ended June 30, 2003

	<u>Original Budget</u>	<u>Final Budget</u>	<u>Actual</u>	<u>Variance with Final Budget</u>
Revenues	\$ -	\$ -	\$ -	\$ -
Expenditures	-	-	-	-
Net Change in Fund Balance	-	-	-	-
Fund Balances at Beginning of Year	<u>6,880</u>	<u>6,880</u>	<u>6,880</u>	<u>-</u>
Fund Balances at End of Year	<u>\$ 6,880</u>	<u>\$ 6,880</u>	<u>\$ 6,880</u>	<u>\$ -</u>

Columbus City School District

Schedule of Revenues, Expenditures and Changes in Fund Balances - Budget and Actual (Non-GAAP Basis) DPIA Fund

For the Fiscal Year Ended June 30, 2003

	<u>Original Budget</u>	<u>Final Budget</u>	<u>Actual</u>	<u>Variance with Final Budget</u>
Revenues	\$ -	\$ -	\$ -	\$ -
Expenditures				
Current Operating				
Purchased Services	2,457	1,068	1,068	-
Supplies, Materials and Texts	1,475	29,119	25,661	3,458
Capital Outlay	<u>-</u>	<u>6,809</u>	<u>6,625</u>	<u>184</u>
Total Expenditures	<u>3,932</u>	<u>36,996</u>	<u>33,354</u>	<u>3,642</u>
Net Change in Fund Balance	(3,932)	(36,996)	(33,354)	(3,642)
Fund Balances at Beginning of Year	33,064	33,064	33,064	-
Prior Year Encumbrances Appropriated	<u>3,932</u>	<u>3,932</u>	<u>3,932</u>	<u>-</u>
Fund Balances at End of Year	<u>\$ 33,064</u>	<u>\$ -</u>	<u>\$ 3,642</u>	<u>\$ (3,642)</u>

Columbus City School District

Schedule of Revenues, Expenditures and Changes in Fund Balances - Budget and Actual (Non-GAAP Basis) Data Communication Fund

For the Fiscal Year Ended June 30, 2003

	Original Budget	Final Budget	Actual	Variance with Final Budget
Revenues				
Intergovernmental	\$ 215,948	\$ 497,000	\$ 497,000	\$ -
Total Revenues	215,948	497,000	497,000	-
Expenditures				
Current Operating				
Purchased Services	601,939	636,333	635,759	574
Capital Outlay	2,012,728	1,027,934	1,027,934	-
Total Expenditures	2,614,667	1,664,267	1,663,693	574
Net Change in Fund Balance	(2,398,719)	(1,167,267)	(1,166,693)	574
Fund Balances at Beginning of Year	1,083,684	1,083,684	1,083,684	-
Prior Year Encumbrances Appropriated	1,114,667	1,114,667	1,114,667	-
Fund Balances at End of Year	\$ (200,368)	\$ 1,031,084	\$ 1,031,658	\$ 574

Columbus City School District

Schedule of Revenues, Expenditures and Changes in Fund Balances - Budget and Actual (Non-GAAP Basis) Schoolnet Professional Development Fund

For the Fiscal Year Ended June 30, 2003

	Original Budget	Final Budget	Actual	Variance with Final Budget
Revenues				
Intergovernmental	\$ 230,000	\$ 10,000	\$ 10,000	\$ -
Total Revenues	230,000	10,000	10,000	-
Expenditures				
Current Operating				
Salaries and Wages	1,069	13,089	9,882	3,207
Fringe Benefits	220	3,018	2,035	983
Purchased Services	18,764	21,422	20,922	500
Supplies, Materials and Texts	8,446	78,048	78,043	5
Total Expenditures	28,499	115,577	110,882	4,695
Net Change in Fund Balance	201,501	(105,577)	(100,882)	4,695
Fund Balances at Beginning of Year	99,077	99,077	99,077	-
Prior Year Encumbrances Appropriated	16,500	16,500	16,500	-
Fund Balances at End of Year	\$ 317,078	\$ 10,000	\$ 14,695	\$ 4,695

Columbus City School District

Schedule of Revenues, Expenditures and Changes in Fund Balances - Budget and Actual (Non-GAAP Basis) Instructional Material Subsidy Fund

For the Fiscal Year Ended June 30, 2003

	Original Budget	Final Budget	Actual	Variance with Final Budget
Revenues	\$ -	\$ -	\$ -	\$ -
Expenditures				
Current Operating				
Supplies, Materials and Texts	129,609	207,070	-	207,070
Total Expenditures	129,609	207,070	-	207,070
Net Change in Fund Balance	(129,609)	(207,070)	-	(207,070)
Fund Balances at Beginning of Year	77,960	77,960	77,960	-
Prior Year Encumbrances Appropriated	129,609	129,609	129,609	-
Fund Balances at End of Year	\$ 77,960	\$ 499	\$ 207,569	\$ (207,070)

Columbus City School District

Schedule of Revenues, Expenditures and Changes in Fund Balances - Budget and Actual (Non-GAAP Basis) Special Education Transitional Funding Plan Fund

For the Fiscal Year Ended June 30, 2003

	Original Budget	Final Budget	Actual	Variance with Final Budget
Revenues				
Intergovernmental	\$ 651,265	\$ -	\$ -	\$ -
Total Revenues	651,265	-	-	-
Expenditures	-	-	-	-
Net Change in Fund Balance	651,265	-	-	-
Fund Balances at Beginning of Year	-	-	-	-
Fund Balances at End of Year	\$ 651,265	\$ -	\$ -	\$ -

Columbus City School District

Schedule of Revenues, Expenditures and Changes in Fund Balances - Budget and Actual (Non-GAAP Basis) Ohio Reads Fund

For the Fiscal Year Ended June 30, 2003

	<u>Original Budget</u>	<u>Final Budget</u>	<u>Actual</u>	<u>Variance with Final Budget</u>
Revenues				
Intergovernmental	\$ 497,317	\$ 1,001,100	\$ 1,001,100	\$ -
Other Revenue	<u>2,683</u>	<u>5,400</u>	<u>5,400</u>	<u>-</u>
Total Revenues	500,000	1,006,500	1,006,500	-
Expenditures				
Current Operating				
Salaries and Wages	299,399	462,341	398,031	64,310
Fringe Benefits	62,996	120,743	83,749	36,994
Purchased Services	348,986	304,010	274,203	29,807
Supplies, Materials and Texts	608,349	580,146	496,696	83,450
Other Expenditures	<u>37,734</u>	<u>5,165</u>	<u>50,165</u>	<u>(45,000)</u>
Total Expenditures	<u>1,357,464</u>	<u>1,472,405</u>	<u>1,302,844</u>	<u>169,561</u>
Net Change in Fund Balance	(857,464)	(465,905)	(296,344)	169,561
Fund Balances at Beginning of Year	264,299	264,299	264,299	-
Prior Year Encumbrances Appropriated	<u>377,464</u>	<u>377,464</u>	<u>377,464</u>	<u>-</u>
Fund Balances at End of Year	<u>\$ (215,701)</u>	<u>\$ 175,858</u>	<u>\$ 345,419</u>	<u>\$ 169,561</u>

Columbus City School District

Schedule of Revenues, Expenditures and Changes in Fund Balances - Budget and Actual (Non-GAAP Basis) Summer Intervention Fund

For the Fiscal Year Ended June 30, 2003

	<u>Original Budget</u>	<u>Final Budget</u>	<u>Actual</u>	<u>Variance with Final Budget</u>
Revenues				
Intergovernmental	\$ -	\$ 809,697	\$ 809,698	\$ 1
Total Revenues	-	809,697	809,698	1
Expenditures				
Current Operating				
Salaries and Wages	466,023	548,722	425,105	123,617
Fringe Benefits	118,491	143,662	108,087	35,575
Purchased Services	32,299	34,557	29,463	5,094
Supplies, Materials and Texts	109,328	134,410	99,600	34,810
Total Expenditures	<u>726,141</u>	<u>861,351</u>	<u>662,255</u>	<u>199,096</u>
Net Change in Fund Balance	(726,141)	(51,654)	147,443	199,097
Fund Balances at Beginning of Year	51,917	51,917	51,917	-
Prior Year Encumbrances Appropriated	<u>141</u>	<u>141</u>	<u>141</u>	<u>-</u>
Fund Balances at End of Year	<u>\$ (674,083)</u>	<u>\$ 404</u>	<u>\$ 199,501</u>	<u>\$ 199,097</u>

Columbus City School District

Schedule of Revenues, Expenditures and Changes in Fund Balances - Budget and Actual (Non-GAAP Basis) Vocational Educational Enhancements Fund

For the Fiscal Year Ended June 30, 2003

	Original Budget	Final Budget	Actual	Variance with Final Budget
Revenues				
Intergovernmental	\$ -	\$ 111,608	\$ 111,609	\$ 1
Total Revenues	-	111,608	111,609	1
Expenditures				
Current Operating				
Salaries and Wages	62,404	69,999	65,763	4,236
Fringe Benefits	14,540	21,643	15,323	6,320
Purchased Services	474	850	500	350
Supplies, Materials and Texts	22,581	23,812	23,797	15
Total Expenditures	99,999	116,304	105,383	10,921
Net Change in Fund Balance	(99,999)	(4,696)	6,226	10,922
Fund Balances at Beginning of Year	5,284	5,284	5,284	-
Fund Balances at End of Year	\$ (94,715)	\$ 588	\$ 11,510	\$ 10,922

Columbus City School District

Schedule of Revenues, Expenditures and Changes in Fund Balances - Budget and Actual (Non-GAAP Basis) Alternative Schools Fund

For the Fiscal Year Ended June 30, 2003

	<u>Original Budget</u>	<u>Final Budget</u>	<u>Actual</u>	<u>Variance with Final Budget</u>
Revenues				
Intergovernmental	\$ -	\$ 693,825	\$ 693,825	\$ -
Total Revenues	-	693,825	693,825	-
Expenditures				
Current Operating				
Salaries and Wages	179,405	178,508	178,508	-
Fringe Benefits	46,047	45,817	45,817	-
Purchased Services	646,331	552,922	552,922	-
Supplies, Materials and Texts	1,039	1,034	1,034	-
Other Expenditures	6,206	6,175	6,175	-
Total Expenditures	879,028	784,456	784,456	-
Net Change in Fund Balance	(879,028)	(90,631)	(90,631)	-
Fund Balances at Beginning of Year	-	-	-	-
Prior Year Encumbrances Appropriated	90,631	90,631	90,631	-
Fund Balances at End of Year	<u>\$ (788,397)</u>	<u>\$ -</u>	<u>\$ -</u>	<u>\$ -</u>

Columbus City School District

Schedule of Revenues, Expenditures and Changes in Fund Balances - Budget and Actual (Non-GAAP Basis) Miscellaneous State Grants Fund

For the Fiscal Year Ended June 30, 2003

	<u>Original Budget</u>	<u>Final Budget</u>	<u>Actual</u>	<u>Variance with Final Budget</u>
Revenues				
Intergovernmental	\$ 2,041,193	\$ 604,878	\$ 604,879	\$ 1
Total Revenues	2,041,193	604,878	604,879	1
Expenditures				
Current Operating				
Salaries and Wages	298,382	412,028	306,523	105,505
Fringe Benefits	63,179	104,845	64,903	39,942
Purchased Services	337,111	293,251	234,828	58,423
Supplies, Materials and Texts	302,811	227,085	203,770	23,315
Capital Outlay	117,129	73,340	67,934	5,406
Other Expenditures	145,361	150,571	149,327	1,244
Total Expenditures	1,263,973	1,261,120	1,027,285	233,835
Excess of Revenues Over (Under) Expenditures	777,220	(656,242)	(422,406)	233,836
Other Financing Sources (Uses)				
Operating Transfers Out	-	(10,000)	-	10,000
Total Other Financing Sources (Uses)	-	(10,000)	-	10,000
Net Change in Fund Balance	777,220	(666,242)	(422,406)	243,836
Fund Balances at Beginning of Year	484,266	484,266	484,266	-
Prior Year Encumbrances Appropriated	263,972	263,972	263,972	-
Fund Balances at End of Year	\$ 1,525,458	\$ 81,996	\$ 325,832	\$ 243,836

Columbus City School District

Schedule of Revenues, Expenditures and Changes in Fund Balances - Budget and Actual (Non-GAAP Basis) Adult Basic Education Fund

For the Fiscal Year Ended June 30, 2003

	Original Budget	Final Budget	Actual	Variance with Final Budget
Revenues				
Intergovernmental	\$ 618,092	\$ 823,043	\$ 699,043	\$ (124,000)
Total Revenues	618,092	823,043	699,043	(124,000)
Expenditures				
Current Operating				
Salaries and Wages	688,777	655,459	655,459	-
Fringe Benefits	133,792	127,320	127,320	-
Purchased Services	20,617	13,793	13,793	-
Supplies, Materials and Texts	13,567	11,883	11,883	-
Capital Outlay	13,461	12,810	12,810	-
Other Expenditures	11,989	11,409	11,409	-
Total Expenditures	882,203	832,674	832,674	-
Excess of Revenues Over (Under)				
Expenditures	(264,111)	(9,631)	(133,631)	(124,000)
Other Financing Sources (Uses)				
Advances In	109,640	-	124,000	(124,000)
Total Other Financing Sources (Uses)	109,640	-	124,000	(124,000)
Net Change in Fund Balance	(154,471)	(9,631)	(9,631)	-
Fund Balances at Beginning of Year	9,454	9,454	9,454	-
Prior Year Encumbrances Appropriated	7,203	7,203	7,203	-
Fund Balances at End of Year	\$ (137,814)	\$ 7,026	\$ 7,026	\$ -

Columbus City School District

Schedule of Revenues, Expenditures and Changes in Fund Balances - Budget and Actual (Non-GAAP Basis) NDEA Title III Fund

For the Fiscal Year Ended June 30, 2003

	Original Budget	Final Budget	Actual	Variance with Final Budget
Revenues				
Intergovernmental	\$ 376,856	\$ 73,688	\$ 48,588	\$ (25,100)
Total Revenues	376,856	73,688	48,588	(25,100)
Expenditures				
Current Operating				
Salaries and Wages	2,759,743	107,098	107,098	-
Fringe Benefits	624,832	24,248	24,248	-
Purchased Services	472,092	17,724	17,724	-
Supplies, Materials and Texts	870,275	33,324	33,324	-
Total Expenditures	4,726,942	182,394	182,394	-
Excess of Revenues Over (Under)				
Expenditures	(4,350,086)	(108,706)	(133,806)	(25,100)
Other Financing Sources (Uses)				
Advances In	194,680	-	25,100	25,100
Total Other Financing Sources (Uses)	194,680	-	25,100	25,100
Net Change in Fund Balance	(4,155,406)	(108,706)	(108,706)	-
Fund Balances at Beginning of Year	82,384	82,384	82,384	-
Prior Year Encumbrances Appropriated	26,942	26,942	26,942	-
Fund Balances at End of Year	\$ (4,046,080)	\$ 620	\$ 620	\$ -

Columbus City School District

Schedule of Revenues, Expenditures and Changes in Fund Balances - Budget and Actual (Non-GAAP Basis) EHA Title VI-B Fund

For the Fiscal Year Ended June 30, 2003

	<u>Original Budget</u>	<u>Final Budget</u>	<u>Actual</u>	<u>Variance with Final Budget</u>
Revenues				
Intergovernmental	\$ 3,251,327	\$ 7,940,810	\$ 7,942,400	\$ 1,590
Total Revenues	3,251,327	7,940,810	7,942,400	1,590
Expenditures				
Current Operating				
Salaries and Wages	5,143,944	5,311,501	5,310,839	662
Fringe Benefits	1,769,084	1,826,482	1,826,482	-
Purchased Services	127,545	129,093	129,093	-
Supplies, Materials and Texts	594,581	583,794	583,794	-
Capital Outlay	116,086	119,852	119,852	-
Other Expenditures	67,211	69,392	69,392	-
Total Expenditures	7,818,451	8,040,114	8,039,452	662
Excess of Revenues Over (Under) Expenditures	(4,567,124)	(99,304)	(97,052)	2,252
Other Financing Sources (Uses)				
Advances In	23,497	58,989	57,400	(1,589)
Total Other Financing Sources (Uses)	23,497	58,989	57,400	(1,589)
Net Change in Fund Balance	(4,543,627)	(40,315)	(39,652)	663
Fund Balances at Beginning of Year	18,881	18,881	18,881	-
Prior Year Encumbrances Appropriated	31,641	31,641	31,641	-
Fund Balances at End of Year	\$ (4,493,105)	\$ 10,207	\$ 10,870	\$ 663

Columbus City School District

Schedule of Revenues, Expenditures and Changes in Fund Balances - Budget and Actual (Non-GAAP Basis) Vocational Education Fund

For the Fiscal Year Ended June 30, 2003

	<u>Original Budget</u>	<u>Final Budget</u>	<u>Actual</u>	<u>Variance with Final Budget</u>
Revenues				
Intergovernmental	\$ 1,863,888	\$ 2,753,815	\$ 1,792,815	\$ (961,000)
Total Revenues	1,863,888	2,753,815	1,792,815	(961,000)
Expenditures				
Current Operating				
Salaries and Wages	670,846	1,038,632	1,037,145	1,487
Fringe Benefits	159,060	245,911	245,911	-
Purchased Services	287,186	430,943	430,943	-
Supplies, Materials and Texts	189,805	290,457	290,457	-
Capital Outlay	1,526,170	1,214,288	1,214,288	-
Other Expenditures	14,399	22,261	22,261	-
Total Expenditures	2,847,466	3,242,492	3,241,005	1,487
Excess of Revenues Over (Under) Expenditures	(983,578)	(488,677)	(1,448,190)	(959,513)
Other Financing Sources (Uses)				
Advances In	999,097	-	961,000	961,000
Advances Out	(200,849)	(310,518)	(310,518)	-
Operating Transfers In	4,505	4,333	4,333	-
Operating Transfers Out	(2,803)	(4,333)	(4,333)	-
Total Other Financing Sources (Uses)	799,950	(310,518)	650,482	961,000
Net Change in Fund Balance	(183,628)	(799,195)	(797,708)	1,487
Fund Balances at Beginning of Year	48,663	48,663	48,663	-
Prior Year Encumbrances Appropriated	751,119	751,119	751,119	-
Fund Balances at End of Year	\$ 616,154	\$ 587	\$ 2,074	\$ 1,487

Columbus City School District

Schedule of Revenues, Expenditures and Changes in Fund Balances - Budget and Actual (Non-GAAP Basis) EC OPP ACT-1964 IIA Head Start Fund

For the Fiscal Year Ended June 30, 2003

	Original Budget	Final Budget	Actual	Variance with Final Budget
Revenues	\$ -	\$ -	\$ -	\$ -
Expenditures				
Current Operating				
Salaries and Wages	97,303	26,812	26,812	-
Fringe Benefits	27,497	7,577	7,577	-
Total Expenditures	124,800	34,389	34,389	-
Net Change in Fund Balance	(124,800)	(34,389)	(34,389)	-
Fund Balances at Beginning of Year	34,389	34,389	34,389	-
Fund Balances at End of Year	\$ (90,411)	\$ -	\$ -	\$ -

Columbus City School District

Schedule of Revenues, Expenditures and Changes in Fund Balances - Budget and Actual (Non-GAAP Basis) Indian Education Fund

For the Fiscal Year Ended June 30, 2003

	Original Budget	Final Budget	Actual	Variance with Final Budget
Revenues				
Intergovernmental	\$ 9,376	\$ -	\$ -	\$ -
Total Revenues	9,376	-	-	-
Expenditures	-	-	-	-
Net Change in Fund Balance	9,376	-	-	-
Fund Balances at Beginning of Year	3,633	3,633	3,633	-
Fund Balances at End of Year	\$ 13,009	\$ 3,633	\$ 3,633	\$ -

Columbus City School District

Schedule of Revenues, Expenditures and Changes in Fund Balances - Budget and Actual (Non-GAAP Basis) Title III - Limited English Proficiency Fund

For the Fiscal Year Ended June 30, 2003

	<u>Original Budget</u>	<u>Final Budget</u>	<u>Actual</u>	<u>Variance with Final Budget</u>
Revenues				
Intergovernmental	\$ -	\$ 230,713	\$ 190,713	\$ (40,000)
Total Revenues	-	230,713	190,713	(40,000)
Expenditures				
Current Operating				
Salaries and Wages	-	142,157	133,348	8,809
Fringe Benefits	-	31,343	31,343	-
Purchased Services	-	28,662	28,662	-
Supplies, Materials and Texts	-	21,894	21,894	-
Other Expenditures	-	6,062	6,062	-
Total Expenditures	-	230,118	221,309	8,809
Excess of Revenues Over (Under)				
Expenditures	-	595	(30,596)	(31,191)
Other Financing Sources (Uses)				
Advances In	-	-	40,000	40,000
Total Other Financing Sources (Uses)	-	-	40,000	40,000
Net Change in Fund Balance	-	595	9,404	8,809
Fund Balances at Beginning of Year	-	-	-	-
Fund Balances at End of Year	\$ -	\$ 595	\$ 9,404	\$ 8,809

Columbus City School District

Schedule of Revenues, Expenditures and Changes in Fund Balances - Budget and Actual (Non-GAAP Basis) Transition Program for Refugee Children Fund

For the Fiscal Year Ended June 30, 2003

	<u>Original Budget</u>	<u>Final Budget</u>	<u>Actual</u>	<u>Variance with Final Budget</u>
Revenues				
Intergovernmental	\$ 17,616	\$ 247,800	\$ 247,800	\$ -
Total Revenues	17,616	247,800	247,800	-
Expenditures				
Current Operating				
Salaries and Wages	40,742	138,934	59,918	79,016
Fringe Benefits	9,046	33,434	13,304	20,130
Purchased Services	2,788	7,223	2,923	4,300
Supplies, Materials and Texts	72,312	50,026	46,429	3,597
Capital Outlay	2,156	9,000	3,171	5,829
Other Expenditures	1,637	2,407	2,407	-
Total Expenditures	128,681	241,024	128,152	112,872
Excess of Revenues Over (Under) Expenditures	(111,065)	6,776	119,648	(112,872)
Other Financing Sources (Uses)				
Transfers In	7,384	103,875	103,875	-
Advances Out	(70,631)	(103,875)	(103,875)	-
Total Other Financing Sources (Uses)	(63,247)	-	-	-
Net Change in Fund Balance	(174,312)	6,776	119,648	(112,872)
Fund Balances at Beginning of Year	134,122	134,122	134,122	-
Prior Year Encumbrances Appropriated	41,542	41,542	41,542	-
Fund Balances at End of Year	\$ 1,352	\$ 182,440	\$ 295,312	\$ (112,872)

Columbus City School District

Schedule of Revenues, Expenditures and Changes in Fund Balances - Budget and Actual (Non-GAAP Basis) Title I Fund

For the Fiscal Year Ended June 30, 2003

	<u>Original Budget</u>	<u>Final Budget</u>	<u>Actual</u>	<u>Variance with Final Budget</u>
Revenues				
Intergovernmental	\$ 19,045,309	\$ 20,827,151	\$ 20,893,984	\$ 66,833
Total Revenues	19,045,309	20,827,151	20,893,984	66,833
Expenditures				
Current Operating				
Salaries and Wages	11,826,563	14,992,005	14,631,743	360,262
Fringe Benefits	2,988,536	3,788,433	3,697,396	91,037
Purchased Services	2,421,548	2,751,695	2,685,571	66,124
Supplies, Materials and Texts	4,542,165	5,031,521	4,910,612	120,909
Capital Outlay	897,391	909,402	887,549	21,853
Other Expenditures	199,731	252,532	246,464	6,068
Total Expenditures	22,875,934	27,725,588	27,059,335	666,253
Excess of Revenues Over (Under) Expenditures	(3,830,625)	(6,898,437)	(6,165,351)	733,086
Other Financing Sources (Uses)				
Advances In	1,950,655	2,133,155	2,140,000	6,845
Advances Out	(68,704)	(87,093)	(85,000)	2,093
Operating Transfers In	67,375	73,679	73,915	236
Operating Transfers Out	(59,744)	(75,735)	(73,915)	1,820
Total Other Financing Sources (Uses)	1,889,582	2,044,006	2,055,000	10,994
Net Change in Fund Balance	(1,941,043)	(4,854,431)	(4,110,351)	744,080
Fund Balances at Beginning of Year	3,850,294	3,850,294	3,850,294	-
Prior Year Encumbrances Appropriated	1,004,381	1,004,381	1,004,381	-
Fund Balances at End of Year	\$ 2,913,632	\$ 244	\$ 744,324	\$ 744,080

Columbus City School District

Schedule of Revenues, Expenditures and Changes in Fund Balances - Budget and Actual (Non-GAAP Basis) Title VI Fund

For the Fiscal Year Ended June 30, 2003

	<u>Original Budget</u>	<u>Final Budget</u>	<u>Actual</u>	<u>Variance with Final Budget</u>
Revenues				
Intergovernmental	\$ 3,879,435	\$ 291,322	\$ 291,322	\$ -
Total Revenues	3,879,435	291,322	291,322	-
Expenditures				
Current Operating				
Salaries and Wages	244,410	256,670	232,224	24,446
Fringe Benefits	58,292	61,217	55,386	5,831
Purchased Services	86,467	67,383	60,965	6,418
Supplies, Materials and Texts	173,702	171,869	155,499	16,370
Capital Outlay	30,604	17,932	16,224	1,708
Other Expenditures	40,398	42,425	38,384	4,041
Total Expenditures	633,873	617,496	558,682	58,814
Net Change in Fund Balance	3,245,562	(326,174)	(267,360)	58,814
Fund Balances at Beginning of Year	281,036	281,036	281,036	-
Prior Year Encumbrances Appropriated	45,875	45,875	45,875	-
Fund Balances at End of Year	\$ 3,572,473	\$ 737	\$ 59,551	\$ 58,814

Columbus City School District

Schedule of Revenues, Expenditures and Changes in Fund Balances - Budget and Actual (Non-GAAP Basis) Emergency Immigrant Education Fund

For the Fiscal Year Ended June 30, 2003

	<u>Original Budget</u>	<u>Final Budget</u>	<u>Actual</u>	<u>Variance with Final Budget</u>
Revenues				
Intergovernmental	\$ 79,626	\$ -	\$ -	\$ -
Total Revenues	79,626	-	-	-
Expenditures				
Current Operating				
Salaries and Wages	84,604	65,702	65,702	-
Fringe Benefits	15,536	12,065	12,065	-
Purchased Services	4,495	3,491	3,491	-
Supplies, Materials and Texts	71,742	52,870	52,870	-
Other Expenditures	5,283	4,103	4,103	-
Total Expenditures	181,660	138,231	138,231	-
Net Change in Fund Balance	(102,034)	(138,231)	(138,231)	-
Fund Balances at Beginning of Year	134,570	134,570	134,570	-
Prior Year Encumbrances Appropriated	3,661	3,661	3,661	-
Fund Balances at End of Year	<u>\$ 36,197</u>	<u>\$ -</u>	<u>\$ -</u>	<u>\$ -</u>

Columbus City School District

Schedule of Revenues, Expenditures and Changes in Fund Balances - Budget and Actual (Non-GAAP Basis) Drug-Free Schools Fund

For the Fiscal Year Ended June 30, 2003

	<u>Original Budget</u>	<u>Final Budget</u>	<u>Actual</u>	<u>Variance with Final Budget</u>
Revenues				
Intergovernmental	\$ 719,341	\$ 618,374	\$ 470,374	\$ (148,000)
Total Revenues	719,341	618,374	470,374	(148,000)
Expenditures				
Current Operating				
Salaries and Wages	124,430	149,208	149,053	155
Fringe Benefits	30,731	36,812	36,812	-
Purchased Services	337,989	359,295	359,295	-
Supplies, Materials and Texts	283,378	283,364	283,364	-
Capital Outlay	<u>51,103</u>	<u>45,931</u>	<u>45,931</u>	<u>-</u>
Total Expenditures	<u>827,631</u>	<u>874,610</u>	<u>874,455</u>	<u>155</u>
Excess of Revenues Over (Under) Expenditures	(108,290)	(256,236)	(404,081)	(147,845)
Other Financing Sources (Uses)				
Advances In	<u>226,336</u>	<u>-</u>	<u>148,000</u>	<u>148,000</u>
Total Other Financing Sources (Uses)	<u>226,336</u>	<u>-</u>	<u>148,000</u>	<u>148,000</u>
Net Change in Fund Balance	118,046	(256,236)	(256,081)	155
Fund Balances at Beginning of Year	158,840	158,840	158,840	-
Prior Year Encumbrances Appropriated	<u>97,630</u>	<u>97,630</u>	<u>97,630</u>	<u>-</u>
Fund Balances at End of Year	<u>\$ 374,516</u>	<u>\$ 234</u>	<u>\$ 389</u>	<u>\$ 155</u>

Columbus City School District

Schedule of Revenues, Expenditures and Changes in Fund Balances - Budget and Actual (Non-GAAP Basis) EHA Preschool Grants/Handicapped Fund

For the Fiscal Year Ended June 30, 2003

	Original Budget	Final Budget	Actual	Variance with Final Budget
Revenues				
Intergovernmental	\$ 198,449	\$ 326,067	\$ 326,067	\$ -
Total Revenues	198,449	326,067	326,067	-
Expenditures				
Current Operating				
Salaries and Wages	167,178	215,511	182,461	33,050
Fringe Benefits	40,354	55,417	44,043	11,374
Supplies, Materials and Texts	45,501	49,204	49,661	(457)
Other Expenditures	2,081	2,271	2,271	-
Total Expenditures	255,114	322,403	278,436	43,967
Net Change in Fund Balance	(56,665)	3,664	47,631	43,967
Fund Balances at Beginning of Year	4,364	4,364	4,364	-
Prior Year Encumbrances Appropriated	-	-	-	-
Fund Balances at End of Year	\$ (52,301)	\$ 8,028	\$ 51,995	\$ 43,967

Columbus City School District

Schedule of Revenues, Expenditures and Changes in Fund Balances - Budget and Actual (Non-GAAP Basis) Telecommunications Act Grant (FCC E-rate) Fund

For the Fiscal Year Ended June 30, 2003

	Original Budget	Final Budget	Actual	Variance with Final Budget
Revenues				
Intergovernmental	\$ -	\$ 526,524	\$ 526,525	\$ 1
Total Revenues	-	526,524	526,525	1
Expenditures				
Current Operating				
Purchased Services	116,998	474,586	35,840	438,746
Capital Outlay	961,586	985,172	442,365	542,807
Total Expenditures	1,078,584	1,459,758	478,205	981,553
Net Change in Fund Balance	(1,078,584)	(933,234)	48,320	981,554
Fund Balances at Beginning of Year	1,339,643	1,339,643	1,339,643	-
Prior Year Encumbrances Appropriated	578,584	578,584	578,584	-
Fund Balances at End of Year	<u>\$ 839,643</u>	<u>\$ 984,993</u>	<u>\$ 1,966,547</u>	<u>\$ 981,554</u>

Columbus City School District

Schedule of Revenues, Expenditures and Changes in Fund Balances - Budget and Actual (Non-GAAP Basis) Goals 2000 Fund

For the Fiscal Year Ended June 30, 2003

	Original Budget	Final Budget	Actual	Variance with Final Budget
Revenues	\$ -	\$ -	\$ -	\$ -
Expenditures				
Current Operating				
Salaries and Wages	8,650	43,572	16,754	26,818
Fringe Benefits	2,019	13,034	3,911	9,123
Purchased Services	35,092	51,394	47,419	3,975
Supplies, Materials and Texts	1,377	9,975	480	9,495
Other Expenditures	4,602	8,913	8,913	-
Total Expenditures	51,740	126,888	77,477	49,411
Net Change in Fund Balance	(51,740)	(126,888)	(77,477)	(49,411)
Fund Balances at Beginning of Year	123,755	123,755	123,755	-
Prior Year Encumbrances Appropriated	11,739	11,739	11,739	-
Fund Balances at End of Year	\$ 83,754	\$ 8,606	\$ 58,017	\$ (49,411)

Columbus City School District

Schedule of Revenues, Expenditures and Changes in Fund Balances - Budget and Actual (Non-GAAP Basis) Reducing Class Size Fund

For the Fiscal Year Ended June 30, 2003

	<u>Original Budget</u>	<u>Final Budget</u>	<u>Actual</u>	<u>Variance with Final Budget</u>
Revenues				
Intergovernmental	\$ -	\$ 2,643,836	\$ 2,615,337	\$ (28,499)
Total Revenues	-	2,643,836	2,615,337	(28,499)
Expenditures				
Current Operating				
Salaries and Wages	-	2,314,883	2,314,642	241
Fringe Benefits	-	646,773	646,773	-
Purchased Services	-	63,852	63,852	-
Supplies, Materials and Texts	-	31,574	31,574	-
Other Expenditures	-	55,162	55,162	-
Total Expenditures	-	3,112,244	3,112,003	241
Excess of Revenues Over (Under) Expenditures	-	(468,408)	(496,666)	(28,258)
Other Financing Sources (Uses)				
Advances In	-	-	28,500	28,500
Total Other Financing Sources (Uses)	-	-	28,500	28,500
Net Change in Fund Balance	-	(468,408)	(468,166)	242
Fund Balances at Beginning of Year	468,929	468,929	468,929	-
Fund Balances at End of Year	\$ 468,929	\$ 521	\$ 763	\$ 242

Columbus City School District

Schedule of Revenues, Expenditures and Changes in Fund Balances - Budget and Actual (Non-GAAP Basis) Miscellaneous Federal Grants Fund

For the Fiscal Year Ended June 30, 2003

	<u>Original Budget</u>	<u>Final Budget</u>	<u>Actual</u>	<u>Variance with Final Budget</u>
Revenues				
Earning on Investments	\$ -	\$ 1,295.00	\$ 1,332	\$ 37
Intergovernmental	-	<u>5,147,272</u>	<u>5,295,347</u>	<u>148,075</u>
Total Revenues	-	5,148,567	5,296,679	148,112
Expenditures				
Current Operating				
Salaries and Wages	1,562,981	2,424,540	2,421,560	2,980
Fringe Benefits	380,023	588,777	588,777	-
Purchased Services	3,232,594	3,566,504	3,566,504	-
Supplies, Materials and Texts	822,270	747,561	747,561	-
Capital Outlay	79,386	121,188	121,188	-
Other Expenditures	<u>194,290</u>	<u>301,017</u>	<u>301,017</u>	<u>-</u>
Total Expenditures	<u>6,271,544</u>	<u>7,749,587</u>	<u>7,746,607</u>	<u>2,980</u>
Excess of Revenues Over (Under) Expenditures	(6,271,544)	(2,601,020)	(2,449,928)	151,092
Other Financing Sources (Uses)				
Advances In	-	<u>509,347</u>	<u>524,000</u>	<u>14,653</u>
Total Other Financing Sources (Uses)	-	<u>509,347</u>	<u>524,000</u>	<u>14,653</u>
Net Change in Fund Balance	(6,271,544)	(2,091,673)	(1,925,928)	165,745
Fund Balances at Beginning of Year	821,084	821,084	821,084	-
Prior Year Encumbrances Appropriated	<u>1,271,543</u>	<u>1,271,543</u>	<u>1,271,543</u>	<u>-</u>
Fund Balances at End of Year	<u>\$ (4,178,917)</u>	<u>\$ 954</u>	<u>\$ 166,699</u>	<u>\$ 165,745</u>

Columbus City School District

Schedule of Revenues, Expenditures and Changes in Fund Balances - Budget and Actual (Non-GAAP Basis) Debt Service Fund

For the Fiscal Year Ended June 30, 2003

	<u>Original Budget</u>	<u>Final Budget</u>	<u>Actual</u>	<u>Variance with Final Budget</u>
Revenues				
Taxes	\$ 700,192	\$ 13,000,000	\$ 15,328,008	\$ 2,328,008
Total Revenues	700,192	13,000,000	15,328,008	2,328,008
Expenditures				
Current Operating				
Other Expenditures	258,136	-	74	(74)
Debt Service				
Principal	13,692,889	177,005,000	176,110,000	895,000
Interest	<u>307,105</u>	<u>3,095,000</u>	<u>3,949,804</u>	<u>(854,804)</u>
Total Expenditures	<u>14,258,130</u>	<u>180,100,000</u>	<u>180,059,878</u>	<u>40,122</u>
Excess of Revenues Over (Under) Expenditures	(13,557,938)	(167,100,000)	(164,731,870)	2,368,130
Other Financing Sources				
Operating Transfers In	82,225	1,778,100	1,800,000	21,900
Proceeds from the Sale of Assets	<u>7,897,526</u>	<u>174,504,339</u>	<u>172,886,032</u>	<u>(1,618,307)</u>
Total Other Financing Sources	<u>7,979,751</u>	<u>176,282,439</u>	<u>174,686,032</u>	<u>(1,596,407)</u>
Net Change in Fund Balance	(5,578,187)	9,182,439	9,954,162	771,723
Fund Balances at Beginning of Year	3,011,216	3,011,216	3,011,216	-
Prior Year Encumbrances Appropriated	<u>258,130</u>	<u>258,130</u>	<u>258,130</u>	-
Fund Balances at End of Year	<u>\$ (2,308,841)</u>	<u>\$ 12,451,785</u>	<u>\$ 13,223,508</u>	<u>\$ 771,723</u>

Columbus City School District

Schedule of Revenues, Expenditures and Changes in Fund Balances - Budget and Actual (Non-GAAP Basis) Permanent Improvement Fund

For the Fiscal Year Ended June 30, 2003

	Original Budget	Final Budget	Actual	Variance with Final Budget
Revenues				
Other	\$ -	\$ 2,558,204	\$ 17,064	\$ (2,541,140)
Total Revenues	-	2,558,204	17,064	(2,541,140)
Expenditures				
Current Operating				
Purchased Services	90,765	20,932	15,574	5,358
Capital Outlay	<u>1,632,408</u>	<u>1,702,241</u>	<u>296,650</u>	<u>1,405,591</u>
Total Expenditures	<u>1,723,173</u>	<u>1,723,173</u>	<u>312,224</u>	<u>1,410,949</u>
Net Change in Fund Balance	(1,723,173)	835,031	(295,160)	(1,130,191)
Fund Balances at Beginning of Year	1,399,762	1,399,762	1,399,762	-
Prior Year Encumbrances Appropriated	<u>323,174</u>	<u>323,174</u>	<u>323,174</u>	<u>-</u>
Fund Balances at End of Year	<u>\$ (237)</u>	<u>\$ 2,557,967</u>	<u>\$ 1,427,776</u>	<u>\$ (1,130,191)</u>

Columbus City School District

Schedule of Revenues, Expenditures and Changes in Fund Balances - Budget and Actual (Non-GAAP Basis) Building Fund

For the Fiscal Year Ended June 30, 2003

	Original Budget	Final Budget	Actual	Variance with Final Budget
Revenues				
Earnings on Investments	\$ -	\$ 80,029	\$ 80,029	\$ -
Total Revenues	-	80,029	80,029	-
Expenditures				
Current Operating				
Personal Services	124,992	-	148,366	(148,366)
Fringe Benefits	31,248	-	37,091	(37,091)
Purchased Services	1,606,142	5,741,891	1,700,523	4,041,368
Capital Outlay	1,265,793	14,018,770	554,646	13,464,124
Other Expenditures	-	24,130	-	24,130
Total Expenditures	<u>3,028,175</u>	<u>19,784,791</u>	<u>2,440,626</u>	<u>17,344,165</u>
Excess of Revenues Over (Under) Expenditures	(3,028,175)	(19,704,762)	(2,360,597)	17,344,165
Other Financing Sources (Uses)				
Transfers In	-	7,055,396	7,055,396	-
Transfers Out	(5,943,875)	(7,055,396)	(7,055,396)	-
Proceeds from Sale of Bonds	-	44,540,653	44,540,653	-
Total Other Financing Sources (Uses)	<u>(5,943,875)</u>	<u>44,540,653</u>	<u>44,540,653</u>	<u>-</u>
Net Change in Fund Balance	(8,972,050)	24,835,891	42,180,056	17,344,165
Fund Balances at Beginning of Year	6,359,853	6,359,853	6,359,853	-
Prior Year Encumbrances Appropriated	<u>972,049</u>	<u>972,049</u>	<u>972,049</u>	<u>-</u>
Fund Balances at End of Year	<u>\$ (1,640,148)</u>	<u>\$ 32,167,793</u>	<u>\$ 49,511,958</u>	<u>\$ 17,344,165</u>

Columbus City School District

Schedule of Revenues, Expenditures and Changes in Fund Balances - Budget and Actual (Non-GAAP Basis) Replacement Fund

For the Fiscal Year Ended June 30, 2003

	Original Budget	Final Budget	Actual	Variance with Final Budget
Revenues	\$ -	\$ -	\$ -	\$ -
Expenditures				
Current Operating				
Purchased Services	13,230	24,166	9,926	14,240
Supplies, Materials and Texts	46	46	-	46
Capital Outlay	1,970	82,977	79,132	3,845
Total Expenditures	15,246	107,189	89,058	18,131
Net Change in Fund Balance	(15,246)	(107,189)	(89,058)	18,131
Fund Balances at Beginning of Year	1,821,276	1,821,276	1,821,276	-
Prior Year Encumbrances Appropriated	15,246	15,246	15,246	-
Fund Balances at End of Year	\$ 1,821,276	\$ 1,729,333	\$ 1,747,464	\$ 18,131

Columbus City School District

Schedule of Revenues, Expenditures and Changes in Fund Balances - Budget and Actual (Non-GAAP Basis) Classroom Facilities Fund

For the Fiscal Year Ended June 30, 2003

	<u>Original Budget</u>	<u>Final Budget</u>	<u>Actual</u>	<u>Variance with Final Budget</u>
Revenues				
Earnings on Investments	\$ -	\$ 1,000,000	\$ 834,412	\$ (165,588)
Intergovernmental	-	-	1,848,418	1,848,418
Total Revenues	-	1,000,000	2,682,830	1,682,830
Expenditures				-
Current Operating				
Purchased Services	-	11,490,043	1,888,981	9,601,062
Capital Outlay	-	82,005,837	8,111,240	73,894,597
Other Expenditures	-	185,567	12,050	173,517
Total Expenditures	-	93,681,447	10,012,271	83,669,176
Excess of Revenues Over (Under) Expenditures	-	(92,681,447)	(7,329,441)	85,352,006
Other Financing Sources				
Proceeds from Sale of Bonds	-	156,993,044	155,459,347	(1,533,697)
Total Other Financing Sources	-	156,993,044	155,459,347	(1,533,697)
Net Change in Fund Balance	-	64,311,597	148,129,906	83,818,309
Fund Balances at Beginning of Year	-	-	-	-
Fund Balances at End of Year	<u>\$ -</u>	<u>\$ 64,311,597</u>	<u>\$ 148,129,906</u>	<u>\$ 83,818,309</u>

Columbus City School District

Schedule of Revenues, Expenditures and Changes in Fund Balances - Budget and Actual (Non-GAAP Basis) Schoolnet Equipment Fund

For the Fiscal Year Ended June 30, 2002

	<u>Original Budget</u>	<u>Final Budget</u>	<u>Actual</u>	<u>Variance with Final Budget</u>
Revenues				
Intergovernmental	\$ 2,000,000	\$ 1,032,399	\$ 1,032,400	\$ 1
Total Revenues	2,000,000	1,032,399	1,032,400	1
Expenditures				
Current Operating				
Salaries and Wages	136,610	64,518	34,899	29,619
Fringe Benefits	27,049	22,602	6,910	15,692
Purchased Services	853,741	218,100	218,100	-
Capital Outlay	-	712,180	-	712,180
Total Expenditures	1,017,400	1,017,400	259,909	757,491
Net Change in Fund Balance	982,600	14,999	772,491	757,492
Fund Balances at Beginning of Year	-	-	-	-
Fund Balances at End of Year	<u>\$ 982,600</u>	<u>\$ 14,999</u>	<u>\$ 772,491</u>	<u>\$ 757,492</u>

Columbus City School District

Schedule of Revenues, Expenditures and Changes in Fund Balances - Budget and Actual (Non-GAAP Basis) Telecommunity Fund

For the Fiscal Year Ended June 30, 2002

	<u>Original Budget</u>	<u>Final Budget</u>	<u>Actual</u>	<u>Variance with Final Budget</u>
Revenues				
Intergovernmental	\$ -	\$ 119,750	\$ 119,750	\$ -
Total Revenues	-	119,750	119,750	-
Expenditures				
Current Operating				
Personal Services	-	7,053	533	6,520
Fringe Benefits	-	4,947	148	4,799
Purchased Services	-	6,738	6,542	196
Supplies, Materials and Texts	-	762	705	57
Capital Outlay	-	100,250	94,165	6,085
Total Expenditures	-	119,750	102,093	17,657
Net Change in Fund Balance	-	-	17,657	17,657
Fund Balances at Beginning of Year	-	-	-	-
Fund Balances at End of Year	<u>\$ -</u>	<u>\$ -</u>	<u>\$ 17,657</u>	<u>\$ 17,657</u>

Columbus City School District

Schedule of Revenues, Expenditures and Changes in Fund Balances - Budget and Actual (Non-GAAP Basis) Power Up Technologies Fund

For the Fiscal Year Ended June 30, 2002

	Original Budget	Final Budget	Actual	Variance with Final Budget
Revenues	\$ -	\$ -	\$ -	\$ -
Expenditures				
Current Operating				
Capital Outlay	69,000	-	-	-
Total Expenditures	69,000	-	-	-
Net Change in Fund Balance	(69,000)	-	-	-
Fund Balances at Beginning of Year	68,943	68,943	68,943	-
Fund Balances at End of Year	\$ (57)	\$ 68,943	\$ 68,943	\$ -

Columbus City School District

Schedule of Revenues, Expenditures and Changes in Fund Balances - Budget and Actual (Non-GAAP Basis) School Building Assistance Limited Fund

For the Fiscal Year Ended June 30, 2002

	Original Budget	Final Budget	Actual	Variance with Final Budget
Revenues	\$ -	\$ -	\$ -	\$ -
Expenditures				
Current Operating				
Purchased Services	5,016	153,491	1,905	151,586
Supplies, Materials and Texts	-	106,111	-	106,111
Capital Outlay	854,178	600,168	390,389	209,779
Total Expenditures	859,194	859,770	392,294	467,476
Net Change in Fund Balance	(859,194)	(859,770)	(392,294)	467,476
Fund Balances at Beginning of Year	425,577	425,577	425,577	-
Prior Year Encumbrances Appropriated	434,194	434,194	434,194	-
Fund Balances at End of Year	\$ 577	\$ 1	\$ 467,477	\$ 467,476

Columbus City School District

Schedule of Revenues, Expenditures and Changes in Fund Balances - Budget and Actual (Non-GAAP Basis) Permanent Fund

For the Fiscal Year Ended June 30, 2003

	<u>Original Budget</u>	<u>Final Budget</u>	<u>Actual</u>	<u>Variance with Final Budget</u>
Revenues				
Earnings on Investments	\$ 50,000	\$ 11,064	\$ 11,065	\$ 1
Total Revenues	50,000	11,064	11,065	1
Expenditures				
Current Operating				
Purchased Services	3,577	13,000	13,000	-
Supplies, Materials and Texts	1,237	4,494	4,494	-
Capital Outlay	9,960	36,355	36,200	155
Other Expenditures	<u>226</u>	<u>1,661</u>	<u>822</u>	<u>839</u>
Total Expenditures	<u>15,000</u>	<u>55,510</u>	<u>54,516</u>	<u>994</u>
Net Change in Fund Balance	35,000	(44,446)	(43,451)	995
Fund Balances at Beginning of Year	<u>858,138</u>	<u>858,138</u>	<u>858,138</u>	<u>-</u>
Fund Balances at End of Year	<u>\$ 893,138</u>	<u>\$ 813,692</u>	<u>\$ 814,687</u>	<u>\$ 995</u>

Columbus City School District

Schedule of Revenues, Expenses and Changes in Fund Equity - Budget and Actual (Non-GAAP Basis) Food Service Fund

For the Fiscal Year Ended June 30, 2003

	Original Budget	Final Budget	Actual	Variance with Final Budget
Revenues				
Intergovernmental	\$ 13,750,748	\$ 16,960,924	\$ 16,288,867	\$ (672,057)
Sales	4,212,208	4,100,000	4,989,699	889,699
Earnings on Investments	35,477	100,000	42,025	(57,975)
Miscellaneous	1,568	-	1,857	1,857
Total Revenues	18,000,001	21,160,924	21,322,448	161,524
Expenses				
Current Operating				
Salaries and Wages	8,206,658	8,576,187	9,314,006	(737,819)
Fringe Benefits	2,255,641	2,282,881	2,560,001	(277,120)
Purchased Services	879,570	867,861	860,784	7,077
Supplies, Materials and Texts	10,582,095	11,512,235	10,358,164	1,154,071
Capital Outlay	285,580	328,943	320,093	8,850
Miscellaneous	571,913	718,691	648,663	70,028
Total Expenses	22,781,457	24,286,798	24,061,711	225,087
Net Change in Fund Equity	(4,781,456)	(3,125,874)	(2,739,263)	386,611
Fund Equity at Beginning of Year	3,042,211	3,042,211	3,042,211	-
Prior Year Encumbrances Appropriated	1,580,457	1,580,457	1,580,457	-
Fund Equity at End of Year	\$ (158,788)	\$ 1,496,794	\$ 1,883,405	\$ 386,611

Columbus City School District

Schedule of Revenues, Expenses and Changes in Fund Equity - Budget and Actual (Non-GAAP Basis) Adult Education Fund

For the Fiscal Year Ended June 30, 2003

	Original Budget	Final Budget	Actual	Variance with Final Budget
Revenues				
Tuition and Fees	\$ 1,768,983	\$ 1,750,000	\$ 1,547,368	\$ (202,632)
Intergovernmental	1,138,966	430,240	996,278	566,038
Gifts and Donations	4,237	1,500	3,706	2,206
Miscellaneous	287,814	534,406	251,757	(282,649)
Total Revenues	3,200,000	2,716,146	2,799,109	82,963
Expenses				
Current Operating				
Salaries and Wages	2,468,311	1,813,980	1,937,741	(123,761)
Fringe Benefits	543,189	651,353	426,429	224,924
Purchased Services	186,481	138,660	123,250	15,410
Supplies, Materials and Texts	377,522	264,606	255,793	8,813
Capital Outlay	76,810	60,337	60,239	98
Miscellaneous	29,440	50,519	22,719	27,800
Total Expenses	3,681,753	2,979,455	2,826,171	153,284
Net Change in Fund Equity	(481,753)	(263,309)	(27,062)	236,247
Fund Equity at Beginning of Year	204,863	204,863	204,863	-
Prior Year Encumbrances Appropriated	81,753	81,753	81,753	-
Fund Equity at End of Year	<u>\$ (195,137)</u>	<u>\$ 23,307</u>	<u>\$ 259,554</u>	<u>\$ 236,247</u>

Columbus City School District

Schedule of Revenues, Expenses and Changes in Fund Equity - Budget and Actual (Non-GAAP Basis) WCBE Fund

For the Fiscal Year Ended June 30, 2003

	Original Budget	Final Budget	Actual	Variance with Final Budget
Revenues				
Gifts and Donations	\$ 295,327	\$ 509,411	\$ 510,374	\$ 963
Miscellaneous	<u>237,052</u>	<u>408,891</u>	<u>409,664</u>	<u>773</u>
Total Revenues	532,379	918,302	920,038	1,736
Expenses				
Current Operating				
Salaries and Wages	424,056	454,785	548,850	(94,065)
Fringe Benefits	137,727	147,707	148,098	(391)
Purchased Services	227,494	243,979	235,431	8,548
Supplies, Materials and Texts	69,924	74,991	59,613	15,378
Capital Outlay	30,491	32,700	571	32,129
Miscellaneous	<u>67,073</u>	<u>71,934</u>	<u>6,100</u>	<u>65,834</u>
Total Expenses	<u>956,765</u>	<u>1,026,096</u>	<u>998,663</u>	<u>27,433</u>
Net Change in Fund Equity	(424,386)	(107,794)	(78,625)	29,169
Fund Equity at Beginning of Year	(120,829)	(120,829)	(120,829)	-
Prior Year Encumbrances Appropriated	<u>3,000</u>	<u>3,000</u>	<u>3,000</u>	<u>-</u>
Fund Equity at End of Year	<u>\$ (542,215)</u>	<u>\$ (225,623)</u>	<u>\$ (196,454)</u>	<u>\$ 29,169</u>

Columbus City School District

Schedule of Revenues, Expenses and Changes in Fund Equity - Budget and Actual (Non-GAAP Basis) Latchkey Fund

For the Fiscal Year Ended June 30, 2003

	<u>Original Budget</u>	<u>Final Budget</u>	<u>Actual</u>	<u>Variance with Final Budget</u>
Revenues				
Tuition and Fees	\$1,466,695	\$2,529,907	\$2,534,688	\$4,781
Miscellaneous	926	1,597	1,600	3
Total Revenues	<u>1,467,621</u>	<u>2,531,504</u>	<u>2,536,288</u>	<u>4,784</u>
Expenses				
Current Operating				
Salaries and Wages	1,674,611	1,793,483	1,815,348	(21,865)
Fringe Benefits	424,720	455,497	505,260	(49,763)
Purchased Services	19,602	21,023	18,695	2,328
Supplies, Materials and Texts	<u>158,496</u>	<u>169,981</u>	<u>127,117</u>	<u>42,864</u>
Total Expenses	<u>2,277,429</u>	<u>2,439,984</u>	<u>2,466,420</u>	<u>(26,436)</u>
Net Change in Fund Equity	(809,808)	91,520	69,868	(21,652)
Fund Equity at Beginning of Year	126,008	126,008	126,008	-
Prior Year Encumbrances Appropriated	<u>31,194</u>	<u>31,194</u>	<u>31,194</u>	<u>-</u>
Fund Equity at End of Year	<u>\$ (652,606)</u>	<u>\$ 248,722</u>	<u>\$ 227,070</u>	<u>\$ (21,652)</u>

Columbus City School District

Schedule of Revenues, Expenses and Changes in Fund Equity - Budget and Actual (Non-GAAP Basis) Uniform School Supplies Fund

For the Fiscal Year Ended June 30, 2003

	<u>Original Budget</u>	<u>Final Budget</u>	<u>Actual</u>	<u>Variance with Final Budget</u>
Revenues				
Sales	\$ 1,984,377	\$ 31,381	\$ 31,374	\$ (7)
Miscellaneous	<u>443</u>	<u>-</u>	<u>7</u>	<u>7</u>
Total Revenues	1,984,820	31,381	31,381	-
Expenses				
Current Operating				
Supplies, Materials and Texts	99,862	110,106	48,474	61,632
Capital Outlay	12,978	5,185	4,945	240
Miscellaneous	<u>2,935</u>	<u>1,508</u>	<u>1,512</u>	<u>(4)</u>
Total Expenses	<u>115,775</u>	<u>116,799</u>	<u>54,931</u>	<u>61,868</u>
Excess of Revenues Over (Under) Expenses Before Transfers	1,869,045	(85,418)	(23,550)	61,868
Operating Transfers In	15,180	-	240	240
Operating Transfers Out	<u>(466)</u>	<u>(900)</u>	<u>(240)</u>	<u>660</u>
Net Change in Fund Equity	1,883,759	(86,318)	(23,550)	62,768
Fund Equity at Beginning of Year	80,359	80,359	80,359	-
Prior Year Encumbrances Appropriated	<u>9,148</u>	<u>9,148</u>	<u>9,148</u>	<u>-</u>
Fund Equity at End of Year	<u>\$ 1,973,266</u>	<u>\$ 3,189</u>	<u>\$ 65,957</u>	<u>\$ 62,768</u>

Columbus City School District

Schedule of Revenues, Expenses and Changes in Fund Equity - Budget and Actual (Non-GAAP Basis) Rotary - Special Services Fund

For the Fiscal Year Ended June 30, 2003

	Original Budget	Final Budget	Actual	Variance with Final Budget
Revenues				
Tuition and Fees	\$ 2,500	\$ -	\$ -	\$ -
Total Revenues	2,500	-	-	-
Expenses	-	-	-	-
Net Change in Fund Equity	2,500	-	-	-
Fund Equity at Beginning of Year	1,438	1,438	1,438	-
Fund Equity at End of Year	\$ 3,938	\$ 1,438	\$ 1,438	\$ -

STATISTICAL SECTION

Columbus City School District

General Governmental Revenues by Source (1)

Last Ten Fiscal Years

<u>Fiscal Year (2)</u>	<u>Taxes</u>	<u>Tuition and Fees</u>	<u>Earnings on Investments</u>	<u>Inter-Governmental</u>	<u>Other</u>	<u>Total Revenues</u>
1994	\$ 200,463,122	\$4,540,741	\$ 3,201,055	\$ 126,108,528	\$1,972,276	\$ 336,285,722
1995	207,370,386	5,159,993	2,991,521	127,690,919	518,829	343,731,648
1996	199,749,951	4,646,529	3,596,458	132,615,007	1,015,650	341,623,595
1997	225,644,364	4,449,724	4,657,378	134,989,615	679,648	370,420,729
1998	246,610,385	3,842,943	6,560,682	164,222,058	3,910,730	425,146,798
1999	256,149,842	5,461,181	8,202,994	199,193,550	887,096	469,894,663
2000	257,409,441	4,741,051	11,572,552	201,555,919	1,539,731	476,818,694
2001	284,923,706	3,837,574	12,344,076	230,285,937	3,820,462	535,211,755
2002	286,372,154	4,245,888	5,881,707	245,204,790	3,832,175	545,536,714
2003	304,514,425	4,900,042	3,007,647	252,074,632	2,733,161	567,229,907

Source: Columbus City School District Records

(1) Includes the revenues of the General Fund only.

(2) All fiscal years are reported on a GAAP basis.

Columbus City School District

General Governmental Expenditures by Function (1)

Last Ten Fiscal Years

Fiscal Year (2)	Instruction	Pupil Support Services	Instructional Support Services	Administration	Business and Fiscal Services	Operation and Maintenance of Plant Services
1994	\$ 196,887,428	\$ 21,159,798	\$ 20,076,339	\$ 31,614,268	\$ 11,964,908	\$ 39,241,198
1995	201,407,127	22,314,130	20,998,997	28,214,027	8,722,752	40,082,050
1996	200,705,385	21,520,792	18,681,889	31,674,109	1,859,766	39,376,889
1997	202,619,527	21,785,660	17,625,657	31,734,036	3,079,009	39,295,562
1998	222,874,516	26,479,643	22,992,084	32,475,418	13,201,857	40,390,445
1999	240,245,127	25,665,848	28,188,625	35,863,893	12,413,228	44,346,044
2000	259,663,007	31,632,220	41,069,837	36,705,010	12,765,362	47,763,031
2001	281,222,525	33,015,285	40,184,093	34,994,542	8,727,495	54,618,222
2002	307,391,502	34,441,029	47,408,085	39,097,084	20,728,656	55,159,927
2003	337,292,183	40,180,102	33,978,309	57,556,663	8,436,981	63,976,599

Source: Columbus City School District Records

(1) Includes the expenditures of the General Fund only.

(2) All fiscal years are reported on a GAAP basis.

Trans- portation Services- Pupils	Other Support Services	Extra- curricular Activities	Enterprise Operations & Community Services	Capital Outlay	Debt Service	Total Expenditures
\$ 19,825,928	\$ 8,247,383	\$ 3,394,243	\$ 6,557	\$ 48,303	\$ 1,036,980	\$ 353,503,333
20,539,480	7,072,211	3,671,115	-	-	1,005,152	354,027,041
20,808,544	6,617,313	3,534,301	-	-	1,276,664	346,055,652
20,010,282	7,255,605	3,276,555	-	-	863,177	347,545,070
23,725,129	8,999,137	3,660,435	-	51,306	-	394,849,970
22,293,266	14,460,502	3,890,727	-	132,539	-	427,499,799
26,465,141	12,785,479	4,805,737	-	40,081	-	473,694,905
28,667,130	15,147,522	5,288,824	-	272,566	4,326,732	506,464,936
29,092,277	24,992,001	5,396,225	-	3,024,639	9,961,621	576,693,046
29,429,428	24,669,000	5,749,471	9,312	473,401	8,877,651	610,629,100

Columbus City School District

Property Tax Levies and Collections

Last Ten Collection (Calendar) Years

<u>Collection Year</u>	<u>Tax Levied</u>	<u>Current Tax Collection</u>	<u>Percent of Levy Collected</u>	<u>Delinquent Collection</u>
1993	\$ 237,859,822	\$ 230,470,605	96.89%	\$ 8,459,135
1994	241,816,285	234,969,467	97.17%	11,109,769
1995	242,828,807	235,765,458	97.09%	10,299,641
1996	248,385,612	239,709,230	96.51%	9,580,848
1997	281,920,840	274,122,678	97.23%	9,729,094
1998	289,787,838	282,506,372	97.49%	11,584,455
1999	302,405,022	292,083,930	96.59%	11,508,152
2000	309,899,227	301,538,056	97.30%	8,888,182
2001	318,921,808	307,438,893	96.40%	12,909,204
2002	318,637,659	302,893,143	95.06%	14,622,228

Source: Franklin County Auditor

2003 Property tax levies and collections are not available.

<u>Total Tax Collections</u>	<u>Percent of Total Collections to Levy</u>	<u>Outstanding Delinquent Taxes</u>	<u>Percent of Outstanding Delinquent Taxes to Levy</u>
\$ 238,929,740	100.45%	\$ 22,155,127	9.31%
246,079,236	101.76%	21,844,916	9.03%
246,065,099	101.33%	22,811,601	9.39%
249,290,078	100.36%	24,806,259	9.99%
283,851,772	100.68%	21,556,576	7.65%
294,090,827	101.48%	23,689,638	8.17%
303,592,082	100.39%	27,309,998	9.03%
310,426,238	100.17%	30,561,002	9.86%
320,348,097	100.45%	33,432,049	10.48%
317,515,371	99.65%	37,364,783	11.73%

Columbus City School District

Assessed and Estimated Actual Value of Taxable Property

Last Ten Collection (Calendar) Years (1)

Collection Year	Real Property		Personal Property	
	Assessed Value	Estimated Actual Value	Assessed Value	Estimated Actual Value
1994	\$ 4,964,480,380	\$ 14,184,229,657	\$ 829,960,459	\$ 3,319,841,836
1995	4,990,974,510	14,259,927,171	846,374,896	3,385,499,584
1996	5,037,645,370	14,393,272,486	840,711,855	3,362,847,420
1997	5,276,254,050	15,075,011,571	935,568,371	3,742,273,484
1998	5,403,886,770	15,439,676,486	944,203,285	3,776,813,140
1999	5,651,961,330	16,148,460,943	987,119,988	3,948,479,952
2000	6,434,224,710	18,383,499,171	1,029,084,082	4,116,336,328
2001	6,563,117,280	18,751,763,657	1,090,814,513	4,363,258,052
2002	6,730,267,310	19,229,335,171	1,087,959,261	4,351,837,044
2003	7,572,173,900	21,634,782,571	1,066,732,618	4,266,930,472

Source: Franklin County Auditor

(1) Franklin County Auditor property tax records are maintained on a calendar year basis.

Public Utility		Total	
Assessed Value	Estimated Actual Value	Assessed Value	Estimated Actual Value
\$ 406,632,610	\$ 1,161,807,457	\$ 6,201,073,449	\$ 18,665,878,950
426,414,590	1,218,327,400	6,263,763,996	18,863,754,155
391,372,830	1,118,208,086	6,269,730,055	18,874,327,992
388,280,920	1,109,374,057	6,600,103,341	19,926,659,112
406,168,050	1,160,480,143	6,754,258,105	20,376,969,769
405,981,940	1,159,948,400	7,045,063,258	21,256,889,295
411,779,800	1,176,513,714	7,875,088,592	23,676,349,213
404,814,710	1,156,613,457	8,058,746,503	24,271,635,166
340,258,620	972,167,486	8,158,485,191	24,553,339,701
323,196,300	923,418,000	8,962,102,818	26,825,131,043

Columbus City School District

Property Tax Rates (Per \$1,000 of Assessed Valuation)--Direct and Overlapping Governments

Last Ten Collection (Calendar) Years (1)

Collection Year	Columbus City School District				Corporations			Townships		
	General Fund	Bond Fund	Permanent Improvement /Maintenance	Total	Columbus	Gahanna	Valleyview	Blendon	Clinton	Franklin
1994	50.80	2.30	0.00	53.10	3.14	2.40	27.34	16.50	22.64	13.05
1995	50.80	2.21	0.00	53.01	3.14	2.40	27.37	19.00	25.64	13.05
1996	50.80	2.18	0.00	52.98	3.14	2.40	24.53	19.00	25.64	13.05
1997	56.30	1.81	0.00	58.11	3.14	2.40	24.53	21.45	25.64	13.05
1998	56.30	1.74	0.00	58.04	3.14	2.40	24.53	22.60	25.64	13.05
1999	56.30	1.65	0.00	57.95	3.14	2.40	24.53	22.43	25.64	13.05
2000	56.30	1.27	0.00	57.57	3.14	2.40	24.53	22.41	25.64	13.05
2001	56.30	1.07	0.00	57.37	3.14	2.40	24.53	22.16	25.64	13.05
2002	56.30	1.07	0.00	57.37	3.14	2.40	24.53	22.00	25.64	13.05
2003	56.30	2.00	0.50	58.80	3.14	2.40	24.53	25.40	25.64	13.05

(1) Source: Franklin County Auditor

Townships						Other Units		
Mifflin-Gahanna	Mifflin	Perry	Sharon	Truro	Franklin-Valleyview	Franklin County	Columbus-Franklin County Library District	Metropolitan Park District
10.70	20.80	23.80	8.10	10.40	.30	14.02	2.20	.55
10.70	20.80	23.80	8.10	10.40	.30	14.02	2.20	.55
10.70	20.80	23.80	13.10	12.65	.30	14.27	2.20	.55
10.70	22.80	23.80	13.10	12.65	.30	14.57	2.20	.55
10.70	20.80	23.80	13.10	12.65	.30	14.67	2.20	.55
8.70	20.80	23.80	13.10	12.65	.30	16.99	2.20	.55
8.70	20.80	23.80	19.10	12.65	.30	16.99	2.20	.55
9.70	21.80	20.50	19.08	12.65	0.30	16.99	2.20	.65
9.70	21.80	23.80	19.00	12.65	0.30	16.99	2.20	.65
9.70	21.80	23.80	23.50	16.65	0.30	16.99	2.20	.65

Columbus City School District

Ratio of Net General Bonded Debt to Assessed Value and Net Bonded Debt Per Capita

Last Ten Collection (Calendar) Years (4)

Collection Year (4)	(1) Population	Assessed Value (2) (In thousands)	Gross Bonded Debt (3)	Less Debt Service Fund (3)
1994	488,177	\$ 6,201,073	\$ 120,105,815	\$ 10,455,033
1995	494,924	6,263,764	109,976,503	12,158,146
1996	499,301	6,269,730	113,257,613	11,992,055
1997	506,284	6,600,103	88,957,612	12,824,818
1998	513,696	6,754,258	79,072,612	10,697,836
1999	522,637	7,045,063	58,032,612	9,751,530
2000	523,871	7,875,089	58,242,612	7,684,268
2001	533,603	8,058,747	58,917,612	5,323,552
2002	540,173	8,158,485	57,057,612	3,427,618
2003	544,951	8,962,103	247,952,612	13,889,450

Sources: (1) Based on 75% of City of Columbus population as estimated by City of Columbus Department of Trade and Development for calendar years 1993-1995, but reported for fiscal years 1994-1996; and Mid-Ohio Regional Planning Commission for the calendar years 1996 through 1999, but reported for fiscal years 1997 through 2000 and calendar years 2001-2002 reported for fiscal years 2002-2003, the U.S. Bureau of Census for calendar year 2000, but reported for fiscal year 2001.

(2) Franklin County Auditor, calendar year.

(3) Columbus City School District records (Excludes unamortized premium on bonds).

(4) All collection years are reported on a GAAP basis.

<u>Net Bonded Debt</u>	<u>Ratio of Net Bonded Debt to Assessed Value (%)</u>	<u>Estimated Net Bonded Debt Per Capita</u>
\$ 109,650,782	1.77%	\$225
97,818,357	1.56%	198
101,265,558	1.62%	203
76,132,794	1.15%	150
68,374,776	1.01%	133
48,281,082	0.69%	92
50,558,344	0.64%	97
53,594,060	0.67%	100
53,629,994	0.66%	99
234,063,162	2.61%	430

Columbus City School District

Computation of Legal Debt Margin

As of June 30, 2003

Overall Direct Debt Limitation

Direct debt limitation		
9% of assessed valuation	\$	806,589,254
Amount available in Debt Service Fund		13,889,450
Gross indebtedness	\$	247,952,612
Less: debt exempt from limitation		<u>(3,895,000)</u>
Debt subject to 9% limitation		<u>(244,057,612)</u>
Legal debt margin within 9% limitation	\$	<u><u>576,421,092</u></u>

Unvoted Direct Debt Limitation

Unvoted debt limitation		
0.1% of assessed valuation	\$	8,962,103
Amount available in Debt Service Fund related to unvoted debt		-
Gross indebtedness authorized by the Board	\$	-
Less: debt exempt from limitation		<u>-</u>
Debt subject to 0.1% limitation		<u>-</u>
Legal debt margin within 0.1% limitation	\$	<u><u>8,962,103</u></u>

Ohio Revised Code Section 133.042

Energy Conservation Note Limitation

Debt limitation		
0.9% of assessed valuation	\$	80,658,925
Energy Conservation Notes authorized by the Board		<u>(3,895,000)</u>
Legal debt margin within 0.9% limitation	\$	<u><u>76,763,925</u></u>

Columbus City School District

Computation of Direct and Overlapping Debt

As of June 30, 2003

<u>Governmental Unit</u>	<u>Gross General Obligation Debt</u>	<u>Percent Applicable to School District</u>	<u>Amount Applicable to School District</u>
Direct:			
Columbus City School District	\$ 247,952,612 (2)	100.00%	\$ 247,952,612
Overlapping:			
Franklin County	151,355,625 (1)	36.22%	54,821,007
City of Columbus	331,606,545 (1)	61.45%	203,772,222
City of Gahanna	4,120,000 (1)	1.26%	51,912
Village of New Albany	6,844,798 (1)	0.04%	2,738
Plain Township	3,670,000 (1)	0.04%	1,468
Mifflin Township	<u>812,415 (1)</u>	5.83%	<u>47,364</u>
Total overlapping	<u>498,409,383 (1)</u>		<u>258,696,711</u>
	<u>\$ 746,361,995</u>		<u>\$ 506,649,323</u>

Source: Franklin County Auditor

(1) Determined as of December 31, 2002

(2) Determined as of June 30, 2003

Columbus City School District

Ratio of Annual Debt Service Expenditures for General Bonded Debt to Total General Expenditures

Last Ten Fiscal Years

Fiscal Year	Principal	Interest	Total Debt Service (1)	Total General Expenditures (2)	Ratio of Debt Service to General Expenditures (%)
1994	\$ 8,670,714	\$5,225,094	\$ 13,895,808	\$ 353,503,333	3.93%
1995	10,129,312	5,075,340	15,204,652	354,027,041	4.29%
1996	10,318,891	4,299,065	14,617,956	346,055,652	4.22%
1997	10,700,000	4,089,995	14,789,995	347,545,070	4.26%
1998	10,050,000	3,797,880	13,847,880	394,849,970	3.51%
1999	10,425,000	3,109,076	13,534,076	427,499,799	3.17%
2000	10,525,000	2,612,035	13,137,035	473,694,905	2.77%
2001	9,705,000	2,521,730	12,226,730	506,464,936	2.41%
2002	9,620,000	2,315,384	11,935,384	576,693,046	2.07%
2003	9,105,000	2,995,274	12,100,274	610,629,100	1.98%

(1) Includes all general obligation bond debt service, but excludes debt issuance costs.

(2) Includes General Fund only.

(3) All fiscal years are reported on a GAAP basis.

Columbus City School District

Demographic Statistics

Last Ten Fiscal Years

<u>Fiscal Year</u>	<u>Population (1)</u>	<u>Franklin County Per Capita Income (2)</u>	<u>School Enrollment (3)</u>	<u>Franklin County Unemployment Rate (4)</u>
1994	488,177	\$23,476	63,439	4.60%
1995	494,924	24,644	62,915	3.90%
1996	499,301	25,399	62,812	2.90%
1997	506,284	26,143	63,368	2.90%
1998	513,696	27,950	64,248	2.70%
1999	522,637	29,425	65,054	2.50%
2000	523,871	30,419	64,339	2.50%
2001	533,603	31,527	64,859	2.40%
2002	540,173	32,036	63,948	2.80%
2003	544,951	33,465	63,628	4.40%

- Sources:
- (1) Based on 75% of City of Columbus population as estimated by City of Columbus Department of Trade and Development for calendar years 1992-1995, but reported for fiscal years 1993-1996; and Mid-Ohio Regional Planning Commission for the calendar years 1996 through 1999, but reported for fiscal years 1997 through 2000 and calendar year 2001 reported for fiscal year 2002, the U.S. Bureau of Census for calendar year 2000, but reported for fiscal year 2001.
 - (2) Per capita income information is reported for calendar years 1993 through 2002 reported as fiscal years 1994 through 2003 using data provided in Franklin County's 2002 Comprehensive Annual Financial Report. Original source is Woods & Poole Economics, Inc.
 - (3) Columbus City School District records.
 - (4) Ohio Department of Jobs and Family Services, Bureau of Labor Market Information.

Columbus City School District

Construction, Bank Deposits and Property Values

Last Ten Tax Years

<u>Fiscal Year</u>	<u>Valuation of Building Permits Issued (1) (in thousands)</u>	<u>Bank Deposits (2) (in thousands)</u>	<u>Property Values (3) (in thousands)</u>
1994	\$ 540,425	\$ 14,598,306	\$ 6,201,073
1995	679,086	18,842,859	6,263,764
1996	749,610	21,808,752	6,269,730
1997	863,499	38,010,414	6,600,103
1998	1,423,717	39,608,322	6,754,258
1999	1,760,144	38,390,073	7,045,063
2000	1,559,322	41,165,622	7,875,089
2001	2,011,122	37,883,097	8,058,747
2002	1,783,275	35,261,010	8,158,485
2003	1,253,557	39,867,184	8,962,103

- Sources:
- (1) City of Columbus, Ohio, Department of Trade and Development. For the preceding calendar year.
 - (2) Total deposits of all banks headquartered in Franklin County (includes national and state chartered banks). State of Ohio, Department of Commerce, Banks Division.
 - (3) Franklin County Auditor

Columbus City School District

Principal Property Taxpayers

As of June 30, 2003

	Total Assessed Valuation	% of Total Assessed Valuation (1)
<u>Public Utilities</u>		
Columbus Southern Power Company	\$ 145,532,040	1.62%
Ohio Bell Telephone Company	85,457,470	0.95%
Columbia Gas of Ohio, Inc.	29,877,430	0.33%
<u>Real Estate</u>		
Nationwide Mutual Insurance Company	98,635,640	1.10%
Huntington Center	58,450,000	0.65%
Capital South Community	43,704,400	0.49%
American Electric Power	29,770,160	0.33%
Equitable Life Assurance	28,032,480	0.31%
Duke Realty LP	21,085,400	0.24%
XO Communications, Inc.	20,330,720	0.23%
Battelle Memorial	18,094,410	0.20%
VV USA City LP	16,975,010	0.19%
TrizecHahn Regional	16,800,000	0.19%
<u>Tangible Personal Property</u>		
JC Penney Company, Inc.	41,091,140	0.46%
Techneglas, Inc.	32,191,030	0.36%
Abbott Laboratories	29,542,390	0.33%
Amerisource Corporation	19,448,720	0.22%
BLC Corporation	16,877,920	0.19%
Time Warner Entertainment Company LP	16,112,220	0.18%
Sterling Commerce America, Inc.	13,238,640	0.15%
Insight Cable Communications Company	11,882,020	0.13%
IBM Credit Corporation	11,465,230	0.13%
Rich's Department Stores, Inc.	11,449,250	0.13%
All Others	<u>8,146,059,098</u>	<u>90.89%</u>
Total Assessed Valuation	\$ <u><u>8,962,102,818</u></u>	<u><u>100.00%</u></u>

Source: Franklin County Auditor.

(1) The assessed valuation for Columbus City School District totalled \$8,962,102,818 for collection (calendar) year 2003.

Columbus City School District

Columbus Metropolitan Area 50 Largest Employers

As of June 30, 2003

<u>Employer</u>	<u>Number of Employees</u>	<u>Employer</u>	<u>Number of Employees</u>
1. The State of Ohio	27,707	25. Ross Products/Abbott Laboratories Inc.	2,429
2. The Ohio State University	17,069	26. Big Lots Inc.	2,400
3. United States Postal Service	5,306 (1)	27. South-Western City Schools	2,381
* Defense Supply Center	2,446 (1)	28. Columbus Children's Hospital, Inc.	2,366
* Defense Finance & Accounting Service Center	2,231 (1)	29. Medco Health Solutions, Inc.	2,250
4. Nationwide	10,444	30. Big Bear Stores Co.	2,047
5. Bank One Corporation	8,991	31. Battelle	2,035
6. City of Columbus	8,805	32. National City Corp.	1,930
7. Columbus Public Schools	8,784	33. ARC Industries Inc.	1,920
8. Ohio Health	8,158	34. Ashland Inc.	1,916
9. Limited Brands	7,200	35. Dispatch Printing Co.	1,900
10. Franklin County	6,830	36. Verizon Wireless	1,834
11. Honda of America Mfg. Inc.	6,550	37. State Farm	1,747
12. Kroger Company	5,952	38. Lucent Technologies	1,701
13. Wendy's International, Inc.	4,900	39. Westerville City Schools	1,639
14. Mount Carmel Hospitals	4,877	40. Hilliard City Schools	1,620
15. American Electric Power	3,794	41. Qwest Communications International Inc.	1,600
16. Catholic Diocese of Columbus	3,600	42. United Parcel Service	1,570
17. Huntington Bancshares Inc.	3,478	43.a. Alliance Data Systems	1,500
18. Wal-Mart Stores Inc.	3,400	43.b. Cardinal Health Inc.	1,500
19. Bob Evans Farms Inc.	3,017	45. Dublin City Schools	1,406
20. Value City Department Stores, Inc.	2,810	46. Chemical Abstracts Service	1,400
21. SBC Ameritech Ohio	2,675	47. NetJets Inc.	1,394
22. Meijer Inc.	2,650	48. Owens Corning	1,329
23. Discover Financial Services	2,600	49. Columbia Gas of Ohio Inc.	1,255
24. Chase Home Finance	2,457	50. Worthington City Schools	1,250

(1) Greater Columbus Federal government employment total was 13,700 as of October, 2002 including those agencies shown above.

Source: Reprinted with permission of Business First

Business First of Columbus, Inc.
December 13, 2002

Columbus City School District

Staff Level by Race and Sex in Full Time Equivalents

As of June 30, 2003

	Male		Female		Total	
	No.	%	No.	%	No.	%
Administration						
White	67.00	20.9	99.00	30.8	166.0	51.7
Black	48.00	15.0	106.00	33.0	154.0	48.0
Spanish	0.00	0.0	1.00	0.3	1.0	0.3
Asian	0.00	0.0	0.00	0.0	0.0	0.0
Indian	0.00	0.0	0.00	0.0	0.0	0.0
	<u>115.00</u>	<u>35.9</u>	<u>206.00</u>	<u>64.1</u>	<u>321.0</u>	<u>100.0</u>
Teachers						
White	912.99	17.4	3092.28	59.0	4,005.3	76.4
Black	269.00	5.1	901.00	17.2	1,170.0	22.3
Spanish	7.00	0.1	28.00	0.5	35.0	0.6
Asian	8.00	0.2	23.00	0.4	31.0	0.6
Indian	1.00	0.0	3.00	0.1	4.0	0.1
	<u>1197.99</u>	<u>22.8</u>	<u>4047.28</u>	<u>77.2</u>	<u>5,245.3</u>	<u>100.0</u>
Classified						
White	332.07	16.2	623.32	30.5	955.4	46.7
Black	503.98	24.6	573.88	28.0	1,077.9	52.6
Spanish	1.12	0.1	2.25	0.1	3.4	0.2
Asian	4.62	0.2	3.74	0.2	8.4	0.4
Indian	1.00	0.0	2.00	0.1	3.0	0.1
	<u>842.79</u>	<u>41.1</u>	<u>1205.19</u>	<u>58.9</u>	<u>2,048.0</u>	<u>100.0</u>
Educational Aides						
White	27.43	2.6	494.70	47.0	522.1	49.5
Black	114.57	10.9	380.02	36.0	494.6	46.9
Spanish	5.00	0.5	14.00	1.3	19.0	1.8
Asian	3.00	0.3	13.50	1.3	16.5	1.6
Indian	1.00	0.1	1.00	0.1	2.0	0.2
	<u>151.00</u>	<u>14.4</u>	<u>903.22</u>	<u>85.7</u>	<u>1,054.2</u>	<u>100.0</u>
Total						
White	1339.49	15.5	4309.30	49.7	5,648.8	65.2
Black	935.55	10.8	1960.90	22.6	2,896.5	33.4
Spanish	13.12	0.2	45.25	0.5	58.4	0.7
Asian	15.62	0.2	40.24	0.5	55.9	0.7
Indian	3.00	0.0	6.00	0.1	9.0	0.1
	<u><u>2306.78</u></u>	<u><u>26.7</u></u>	<u><u>6361.69</u></u>	<u><u>73.4</u></u>	<u><u>8,668.5</u></u>	<u><u>100.1</u></u>

Columbus City School District

Miscellaneous Statistical Data

As of June 30, 2003

Year of Incorporation:	1845
Form of Government:	School Board/President
Area of District:	120 square miles

Population:	544,951
-------------	---------

<u>Number of Schools</u>		<u>Enrollment</u>	
Elementary	91	Elementary	31,072
K - 8	2	K - 8	704
Middle	25	Middle	14,817
High	18	High	15,922
Career Centers	4	Other	<u>1,113</u>
Special Schools	<u>10</u>		
	<u>150</u>		<u><u>63,628</u></u>

Number of Teachers, Levels of Degree and Years of Experience

<u>Degree</u>	<u>Education</u>	
	<u>Number of Teachers</u>	<u>% of Total</u>
Bachelor's Equivalent	45	0.80%
Bachelor of Arts	1,129	21.20%
Bachelor's + 30	1,572	29.50%
Master's	1,958	36.80%
Master's + 30	562	10.60%
Doctorate	<u>61</u>	<u>1.10%</u>
TOTAL	<u><u>5,327</u></u> *	<u><u>100.00%</u></u>

<u>Years of Experience</u>	<u>Experience</u>	
	<u>Number of Teachers</u>	<u>% of Total</u>
0 - 5	2,594	48.69%
6 - 10	615	11.54%
11 - 15	735	13.80%
16 - 20	401	7.53%
21 - 25	449	8.43%
26 - over	<u>533</u>	<u>10.01%</u>
TOTAL	<u><u>5,327</u></u> *	<u><u>100.00%</u></u>

* This schedule reflects the actual number of teachers, while the schedule on Page S-19 is based upon full time equivalents resulting in the difference in the number of teachers.





**Auditor of State
Betty Montgomery**

88 East Broad Street
P.O. Box 1140
Columbus, Ohio 43216-1140

Telephone 614-466-4514
800-282-0370

Facsimile 614-466-4490

COLUMBUS CITY SCHOOL DISTRICT

FRANKLIN COUNTY

CLERK'S CERTIFICATION

This is a true and correct copy of the report which is required to be filed in the Office of the Auditor of State pursuant to Section 117.26, Revised Code, and which is filed in Columbus, Ohio.

Susan Babbitt

CLERK OF THE BUREAU

**CERTIFIED
MAY 13, 2004**