

CITY OF FOREST PARK, OHIO

Independent Auditors' Report on
Internal Controls and Compliance

December 31, 2004



**Auditor of State
Betty Montgomery**

Members of Council
City of Forest Park
1201 West Kemper Road
Forest Park, Ohio 45240

We have reviewed the *Independent Auditor's Report* of the City of Forest Park, Hamilton County, prepared by Clark, Schaefer, Hackett & Co., for the audit period January 1, 2004 to December 31, 2004. Based upon this review, we have accepted these reports in lieu of the audit required by Section 117.11, Revised Code. The Auditor of State did not audit the accompanying financial statements and, accordingly, we are unable to express, and do not express an opinion on them.

Our review was made in reference to the applicable sections of legislative criteria, as reflected by the Ohio Constitution, and the Revised Code, policies, procedures and guidelines of the Auditor of State, regulations and grant requirements. The City of Forest Park is responsible for compliance with these laws and regulations.

A handwritten signature in cursive script that reads "Betty Montgomery".

BETTY MONTGOMERY
Auditor of State

July 6, 2005

This Page is Intentionally Left Blank.



Clark, Schaefer, Hackett & Co.
CERTIFIED PUBLIC ACCOUNTANTS
BUSINESS CONSULTANTS

**REPORT ON INTERNAL CONTROL OVER FINANCIAL REPORTING
AND ON COMPLIANCE AND OTHER MATTERS BASED ON AN AUDIT
OF FINANCIAL STATEMENTS PERFORMED IN ACCORDANCE
WITH *GOVERNMENT AUDITING STANDARDS***

To the City Council
City of Forest Park, Ohio:

We have audited the financial statements of the governmental activities, each major fund, and the aggregate remaining fund information of the City of Forest Park, Ohio as of and for the year ended December 31, 2004, which collectively comprise the City of Forest Park, Ohio's basic financial statements and have issued our report thereon dated June 21, 2005. We conducted our audit in accordance with auditing standards generally accepted in the United States of America and the standards applicable to financial audits contained in *Government Auditing Standards*, issued by the Comptroller General of the United States.

Internal Control Over Financial Reporting

In planning and performing our audit, we considered the City of Forest Park, Ohio's internal control over financial reporting in order to determine our auditing procedures for the purpose of expressing our opinion on the financial statements and not to provide an opinion on the internal control over financial reporting. Our consideration of the internal control over financial reporting would not necessarily disclose all matters in the internal control that might be material weaknesses. A material weakness is a reportable condition in which the design or operation of one or more of the internal control components does not reduce to a relatively low level the risk that misstatements caused by error of fraud in amounts that would be material in relation to the financial statements being audited may occur and not be detected within a timely period by employees in the normal course of performing their assigned functions. We noted no matters involving the internal control over financial reporting and its operations that we consider to be material weaknesses. However, we noted one matter that we have reported to management in a separate letter dated June 21, 2005.

Compliance and Other Matters

As part of obtaining reasonable assurance about whether the City of Forest Park, Ohio's financial statements are free of material misstatement, we performed tests of its compliance with certain provisions of laws, regulations, contracts, and grants agreements, noncompliance with which could have a direct and material effect on the determination of financial statement amounts. However, providing an opinion on compliance with those provisions was not an objective of our audit and, accordingly, we do not express such an opinion. The results of our tests disclosed no instances of noncompliance or other matters that are required to be reported under *Government Auditing Standards*.

This report is intended solely for the information and use of management, others within the organization, and the City Council and is not intended to be and should not be used by anyone other than these specified parties.

Clark, Schaefer, Hachett & Co.

Cincinnati, Ohio
June 21, 2005

CITY OF FOREST PARK, OHIO

Comprehensive Annual Financial Report



**FOR THE YEAR ENDED
DECEMBER 31, 2004**

This Page is Intentionally Left Blank.

CITY OF FOREST PARK, OHIO

Comprehensive Annual Financial Report

**For The Year Ended
December 31, 2004**

Prepared by:
Department of Finance

This Page Intentionally Left Blank

INTRODUCTORY SECTION

This Page Intentionally Left Blank

**CITY OF FOREST PARK, OHIO
 COMPREHENSIVE ANNUAL FINANCIAL REPORT
 YEAR ENDED DECEMBER 31, 2004**

TABLE OF CONTENTS


	PAGE
Title Page	I
INTRODUCTORY SECTION	
Table of Contents	II-IV
Letter of Transmittal	V-XIII
List of Public Officials	XIV
Organizational Chart	XV
Certificate of Achievement for Excellence in Financial Reporting - 2003	XVI
FINANCIAL SECTION	
Independent Auditors' Report	1- 2
Management's Discussion and Analysis	3-13
Basic Financial Statements	
Government-wide Financial Statements:	
Statement of Net Assets	14
Statement of Activities	15
Fund Financial Statements:	
Balance Sheet - Governmental Funds	16
Reconciliation of Total Governmental Fund Balances to Net Assets of Governmental Activities	17
Statement of Revenues, Expenditures, and Changes in Fund Balances - Governmental Funds	18
Reconciliation of the Statement of Revenues, Expenditures, and Changes in Fund Balances of Governmental Funds to the Statement of Activities	19
Statement of Fiduciary Net Assets	20
Notes to the Basic Financial Statements	21-41
Required Supplementary Information	
Schedule of Revenues, Expenditures and Changes in Fund Balances - Budget and Actual - Budget (Non-GAAP) Basis - General Fund	42-46

	PAGE
Schedule of Revenues, Expenditures and Changes in Fund Balances - Budget and Actual - Budget (Non-GAAP) Basis - Fire Fund	47
Notes to Required Supplementary Information	48-50
 Supplemental Section	
Fund Descriptions	51-53
Combining Balance Sheet - Non-major Governmental Funds	54
Combining Statement of Revenues, Expenditures and Changes in Fund Balances - Non-major Governmental Funds	55
Combining Balance Sheet - Non-major Special Revenue Funds	56-57
Combining Balance Sheet - Non-major Capital Projects Funds	58-59
Combining Statement of Revenues, Expenditures and Changes in Fund Balances - Non-major Special Revenue Funds	60-61
Combining Statement of Revenues, Expenditures and Changes in Fund Balances - Non-major Debt Service Fund	62
Combining Statement of Revenues, Expenditures and Changes in Fund Balances - Non-major Capital Projects Funds	63-64
 Schedules of Revenue, Expenditures, and Changes in Fund Balance - Budget and Actual (Non-GAAP Budget Basis) for the following funds:	
Street Fund	65
State Highway Fund	66
Stormwater Management Utility Fund	67
Environmental Grants Fund	68
Urban Renewal Fund	69
Carillon Business Park TIF Fund	70
Law Enforcement Trust Fund	71
DARE Special Revenue Fund	72
Law Enforcement Grants Fund	73
Health Care Reserve Fund	74
Home Improvement Loan Fund	75
Debt Service Fund	76
Capital Improvement Projects Fund	77
Economic Development Fund	78
OPWC - Mill Road, Phase II Fund	79
OPWC - Riparian Corridor Restoration Fund	80
OPWC - Q Lube Green Space Acquisition Fund	81
Combining Statement of Fiduciary Net Assets - Agency Funds	82-83
Combining Statement of Changes in Fiduciary Net Assets - Agency Funds	84

STATISTICAL SECTION

TABLE	PAGE
1 General Governmental Expenditures by Function - Last Ten Fiscal Years (1995-2004)	85-86
2 General Governmental Revenues by Source - Last Ten Fiscal Years (1995-2004)	87-88
3 Billing and Collection of Special Assessments - Last Ten Fiscal Years (1995-2004)	89
4 Billing and Collection of Property Taxes (Real and Public Utility Property Taxes Only) - Last Ten Fiscal Years (1995-2004)	90
5 Billing and Collection of Property Taxes (Tangible Personal Property Only) - Last Ten Fiscal Years (1995-2004)	91
6 Assessed and Estimated Actual Value of Taxable Property - Last Ten Fiscal Years (1995-2004)	92
7 Property Tax Rates - Direct and Overlapping Governments - Last Ten Fiscal Years (1995-2004)	93
8 Ratio of Net General Obligation Debt to Assessed Value and Net General Obligation Debt Per Capita - Last Ten Fiscal Years (1995-2004)	94
9 Computation of Direct and Overlapping Debt - December 31, 2004	95
10 Ratio of Annual Debt Service Expenditures for General Obligation Debt to Total General Governmental Expenditures - Last Ten Fiscal Years (1995-2004)	96
11 Computation of Legal Debt Margin - December 31, 2004	97
12 Property Values, Financial Institution Deposits and Building Permit Values - Last Ten Fiscal Years (1995-2004)	98
13 Ten Largest Taxpayers - December 31, 2004	99
14 Demographic Statistics - December 31, 2004	100
15 Miscellaneous Statistics	101

This Page Intentionally Left Blank



City of Forest Park

June 27, 2005

Forest Park Citizens
Forest Park Council Members
Lenders and Other Interested Parties
Forest Park, Ohio 45240

State law requires that the City of Forest Park annually publish a complete set of financial statements for the results of its fiscal operations, presented in conformity with generally accepted accounting principles (GAAP) and audited in accordance with generally accepted auditing standards. This report meets the state requirements for the auditor's opinion and the minimum basic financial statements, and it goes a step further by providing this Comprehensive Annual Financial Report (CAFR). This CAFR provides the reader additional information regarding the City's finances. The report information is presented in three major sections:

1. The Introductory Section includes the table of contents, this letter of transmittal which presents the City's organization, operational structure and accomplishments, a list of elected officials and key administrative personnel, an organizational chart, and the Certificate of Achievement for Excellence in Financial Reporting.
2. The Financial Section contains the Report of Independent Auditors, Management's Discussion and Analysis, and the City's basic financial statements, which include explanatory notes thereto. This section also includes additional supplementary information including the combining financial schedules and the individual fund budget versus actual schedules.
3. The Statistical Section presents social, economic, and historical data in a multi-year format which may be used to identify financial trends and data relative to the fiscal capacity of the City.

A complete CAFR is not required to be prepared, but by doing so it represents a commitment by the City of Forest Park (the City) to achieve the highest nationally recognized standards of excellence in financial reporting as established by the Governmental Accounting Standards Board (GASB) and the Government Finance Officers Association (GFOA).

Additionally, these financial statements have been prepared using the GASB's new reporting model under *GASB 34, Basic Financial Statements – and Management's Discussion and Analysis – for State and Local Governments*, and related GASB statements. GASB 34 was developed to provide better, more understandable information about the government's finances. Except for the requirement to retroactively report general infrastructure assets, this report meets all requirements of Statement 34. The City's deadline for retroactively reporting general infrastructure assets is fiscal year 2007, and it is our plan to meet this requirement in our 2006 CAFR. As presented in accordance with GASB 34, this CAFR includes the following information for the reader:

- A Statement of Net Assets and a Statement of Activities represent the entire City as a whole on one page for each statement (pages 14 and 15). The Statement of Net Assets provides all assets, liabilities, and net assets of the City, on a full accrual basis.
- The Statement of Activities provides the cost of providing services to citizens and the sources of revenue that the City uses to pay those costs.
- Expanded disclosure in the Notes to Financial Statements and improved schedules regarding the actual expenditures in comparison with the original and final appropriations are also included.
- A narrative analysis specifically regarding the City's financial statements and financial condition provides greater insight into the City's finances. Readers are encouraged to refer to this report, entitled Management's Discussion and Analysis, beginning on page 3.

This CAFR consists of management's representations concerning the finances of the City. Consequently, management assumes full responsibility for the completeness and reliability of all of the information presented in this report. To provide a basis for making these representations, management has established a comprehensive internal control framework that is designed both to protect the government's assets from loss, theft, or misuse and to compile reliable information for the preparation of the City's financial statements in conformity with GAAP. Because the cost of internal controls should not outweigh their benefits, the City's comprehensive framework of internal controls has been designed to provide reasonable rather than absolute assurance that the financial statements will be free from material misstatement. As management, we assert that, to the best of our knowledge and belief, this financial report is complete and reliable in all material respects.

The City's financial statements have been audited by Clark, Schaefer, Hackett, and Co., Certified Public Accountants. The goal of the independent audit was to provide reasonable assurance that the financial statements of the City for the fiscal year ended December 31, 2004, are free of material misstatement. The independent audit involved examining, on a test basis, evidence supporting the amounts and disclosures in the financial statements; assessing the accounting principles used and significant estimates made by management; and

evaluating the overall financial statement presentation. The independent auditor concluded, based upon the audit, that there was a reasonable basis for rendering an unqualified opinion that the City's financial statements for the fiscal year ended December 31, 2004, are fairly presented in conformity with GAAP. The independent auditor's opinion is presented as the first component of the financial section of this report.

GAAP require management provide a narrative introduction, overview, and analysis to accompany the basic financial statements in the form of Management's Discussion and Analysis (M D & A). This letter of transmittal is designed to complement the M D & A and should be read in conjunction with it. The City's M D & A is found immediately following the report of the independent auditors.

CITY OVERVIEW

The City is located in the southwestern portion of the State of Ohio between the cities of Cincinnati and Dayton, and is entirely within the County of Hamilton. The City traces its roots to the mid-1950's when the Federal Government encouraged the development of a second greenbelt community in the Cincinnati area. Greenhills was the first greenbelt community, a concept patterned after the famed garden cities of England. In contrast to Greenhills, however, development of Forest Park was handled through private enterprise, specifically the Warner-Kanter Corporation. That was in 1954. Within two years, the first homes were ready for occupancy. Forest Park progressed rapidly with the formation of a civic association in 1958, a volunteer fire department and incorporation as a village in 1961, and city status (population in excess of 5,000) in 1968 with the adoption of a Home Rule Charter that same year.

As of the 2000 U. S. Census Report, Forest Park was the third largest city in Hamilton County, with a population of 19,463. Its 62 miles of streets and 3,800-plus acres are bounded by Hamilton Avenue to the west, Springfield Pike (Route 4) to the east, Sharon Road to the south and the Hamilton County line north of I-275 to the north. Forest Park is 14 miles north of downtown Cincinnati, 35 miles south of Dayton, and within 125 miles of Columbus, Indianapolis, Lexington, and Louisville. Via I-275, the City is only 35 minutes from the Greater Cincinnati International Airport. Because of this ideal location, the City enjoys a reputation as a premier site for both residential and commercial development.

The City operates under the City Manager-Council plan pursuant to its Charter, but is also subject to the general statutes of the State of Ohio governing municipalities. In addition, the City may exercise all powers of local self-government under Article XVIII, Section 3, of the Ohio Constitution. The legislative authority of the City is vested in a seven member Council whose members are elected to four-year overlapping terms with an election of three (or four in alternate council election years) council seats every two years. The Council enacts ordinances and resolutions to provide for city services, to levy taxes, to make appropriations,

to borrow money, to fix salaries of all employees of the City, whether elected or appointed, to adopt a budget and to perform such other duties and exercise such other rights, not inconsistent with the City Charter, as may be granted to the legislative authority of any municipality of Ohio. The presiding officer of the Council is the Mayor, who is chosen by the council every two years under the Charter. All Council members are from the City at large.

The City Manager is the chief executive, administrative, and law enforcement officer of the City. The Manager is charged with responsibility for enforcing the laws and ordinances of the City. The Manager appoints and removes all heads of departments and all subordinate officers and employees of the City, except the City Law Director and Clerk of Council. He exercises control over all departments created by the City Council. The Law Director serves as legal advisor and attorney for the City and performs duties as provided under the Charter and general laws of Ohio pertaining to municipal legal advisors. The Director of Finance is appointed by the City Manager with the concurrence of the City Council to supervise the Department of Finance and performs the powers, duties and functions of the fiscal officer of the City pursuant to the Charter and general laws of Ohio. The City provides numerous services including police, fire and emergency services protection, the construction and maintenance of highways and streets; parks and recreational program services, and stormwater management.

ECONOMIC CONDITIONS AND OUTLOOK

During 2004, the City realized the benefit from plans developed in previous years. From the completion of expansion projects at Faxon Machining and DBS Trading to the opening of Cincinnati Mills, Forest Park solidified its position as a successful business destination. We strengthened our retail, office, and light industrial segments. There were success stories in each of our three business corridors, and the Redevelopment Partnership concluded having completed many of its goals.

Business recruitment and retention/expansion are important elements of our economic development program. These projects provide much needed revenue, allowing the City to provide services our residents and businesses have come to expect. For example, Mills officials estimate that close to 3,000 part and full time jobs will be created as a result of the mall's renovation (some of these will be in Fairfield). Hundreds of jobs were created or retained as a result of other projects.

One of our more important projects in recent years involved the transformation of Forest Fair Mall into Cincinnati Mills. In August, Cincinnati Mills opened with great fanfare. When Arlington-based Mills purchased the struggling facility a few years ago, there were only thirty stores in the 1.5 million square foot retail center. Today there are more than 200 stores, and occupancy exceeds 90%. Grammy award-winning singer and musician Amy Grant was

on-hand to help kick off a weekend series of special events, promotions and giveaways to celebrate the grand opening.

A wide variety of retailers, theme restaurants, and unique family attractions joined anchor stores bigg's, Bass Pro, Media Play, Kohl's, Saks Fifth Avenue, and Babies R'Us. This impressive new line-up includes some of the hottest names in retail: Aeropostale, Bon Worth, Big Dog Sportswear, GUESS Factory Store, Deb Shops, Jones New York, Kasper, Nine West, Bath & Body Works, Charlotte Russe, Forever 21, Rave, Finish Line, and Zales Diamond Store Outlet.

In addition, families can explore two educational and interactive play areas. PBS Kids Backyard is a family-friendly destination that provides a fun place for children to play, learn, and explore together. Children also enjoy "A Place to Grow", based on the popular children's book of the same name. The artfully designed space promotes learning and growth by combining inventive soft play and interactive programming to encourage kids ages two to eight to explore and create.

The mall's revitalization re-established Winton Road as a retail destination and prompted others to make investments in our community. For example, Cobblewood Plaza announced plans for the construction of a new 225,000 square foot Walmart Super Center. This store will combine groceries and general merchandise under one roof, providing families with one-stop shopping convenience. In addition the grocery area will include a bakery, delicatessen, frozen food section, meat & dairy and fresh produce departments. Many of these centers include specialty shops such as Tire & Lube Express and One-Hour Photo Processing. The owners of Cobblewood Plaza plan to demolish about two-thirds of the existing center to make room for the new store. However, all of the existing tenants are expected to remain. Construction will begin in the second quarter of 2005 with a grand opening occurring sometime in the spring of 2006.

Across the street from the mall, IHOP built a new restaurant. One of America's best-known chains, IHOP restaurants feature moderately priced, high-quality food complete with superior table service in an attractive and comfortable atmosphere. Although IHOP is best known for award-winning pancakes and other breakfast specialties, they also offer a broad array of lunch, dinner, and snack items as well.

Another sign of the redevelopment occurring along Winton Road is the renovation by Franklin Savings at the Promenade Shopping Center. This longtime member of our business community completed an impressive renovation of their building, adding a drive-up ATM and totally redesigning the interior.

One important incentive program is the city's enterprise zone. Under this program, eligible companies can receive exemptions of the property taxes involved in a specific project. No existing taxes are exempted, and only real property improvements or new personal property

investments qualify. Even with the incentive, new revenue is realized from day one of each agreement. To date twenty-eight agreements have been executed, and these companies have invested over \$78 million and created or retained more than 1,570 jobs. During 2004, two projects that had received enterprise zone exemptions in the previous year were completed:

National Bedding built a new state-of-the-art facility at Carillon Park. More than \$5.5 million was invested to purchase twelve acres and construct a 149,000 square foot facility. Another \$2.5 million in machinery and equipment was relocated to the City as a result of the project, bringing 130 jobs to our community.

Faxon Machining completed a \$5 million, 71,000 square foot expansion of its impressive complex in the Northland Industrial Park. New machinery and equipment were also purchased. As a result of this project, the company retained 129 full-time jobs and created another twenty-seven positions, adding \$675,000 to its \$3.7 million annual payroll. An enterprise zone agreement was an essential part of this project.

At the end of 2004, an enterprise zone agreement was negotiated to facilitate the expansion of an existing business – DBS Trading. They will invest \$2.9 million to complete a 15,000 square foot expansion and purchase new inventory. The fast growing company will retain sixty-four jobs and create another thirty full-time positions over the next three years. In return, the company will receive a 75%, eight-year exemption of the new tangible personal property and real property taxes associated with the project. We anticipate that construction will begin in the near future.

Building permits reported that construction valuation in 2004 totaled \$23.76 million, approximately \$2.5 million less than in 2003, although \$13 million more than in 2002. Of the \$23.76 million, \$20.9 million is attributed to commercial construction and \$2.86 million to residential construction. The number of permits issued in 2004 was nearly double the number issued in 2003.

Based upon land available for residential development and trends in household sizes, we continue to project our ultimate population growth to be approximately 22,000 by 2010. A zoning change for thirty-five acres of land located north of I-275 and east of Gaylord Drive from R-1, one family residence district, to R-PUD-7, residential planned unit development has been completed. This project will provide for approximately sixty homes. There remains approximately forty-seven acres of land available for single-family residential development (along the south side of Waycross immediately east of Jonquilmeadow). We do not foresee the rezoning of any land to multi-family based on the fact that we have about all of the multi-family housing we can find desirable for a community of our size.

Overall our outlook for the future is very good. We will continue to work with Hamilton County, Springfield Township, and Colerain Township to secure funding for improvements to Hamilton Avenue as it serves as a major entrance to the west side of the City.

CITY INCOME TAX

The 1% locally levied tax applies to gross salaries, wages and other personal service compensation earned by residents, both in and out of the City and upon earnings of non-residents earned in the City. It also applies to net income of business organizations derived from business activities conducted in the City.

The income tax receipts help fund operating expenses in the General Fund as well as provide debt service for the General Obligation Bonds.

Receipts from this tax are directly related to employment levels and the general economic conditions in the Cincinnati area. Collections for the past three years as reported in the General Fund are as follows:

	<u>Revenues</u>
2004	\$ 6,264,576
2003	5,847,075
2002	5,898,127

CASH MANAGEMENT

The City's cash management program addresses the issues of safety, liquidity and yield while maximizing return on idle cash. The City utilizes the StarOhio program investment pool operated by the Treasurer of the State of Ohio for ready cash; however, City ordinances limit investment in this program to \$100,000. Certificates of deposit, treasury notes, and government agency securities are also utilized for investment purposes.

During 2004, the City made investments pursuant to the investment policy that was enacted during 1996. It is City policy to conform to the regulations established in the Ohio Revised Code so as to ensure the safety of its deposits and investments.

RISK MANAGEMENT

The City is exposed to a variety of accidental losses and has established a risk management strategy that attempts to minimize losses and carrying costs of insurance.

Risk control techniques have been established to reasonably assure that the City's employees are aware of their responsibilities regarding loss exposures related to their duties. Similarly, risk control techniques have been established to reduce possible losses to property owned or under the control of the City. Furthermore, supervisory personnel are held responsible for monitoring risk control techniques on an operational basis.

The primary techniques used for risk financing are the purchase of insurance policies from commercial insurers that include a large deductible amount. The use of a large deductible clause reduces the cost of insurance. However, if losses occur, the portion of the uninsured losses is not expected to be significant with respect to the financial position of the City.

CERTIFICATE OF ACHIEVEMENT FOR EXCELLENCE IN FINANCIAL REPORTING - 2003

The Government Finance Officers Association of the United States and Canada (GFOA) awarded a Certificate of Achievement for Excellence in Financial Reporting to the City of Forest Park for its comprehensive annual financial report for the fiscal year ended December 31, 2003. This was the fifteenth consecutive year that the government has achieved this prestigious award. In order to be awarded a Certificate of Achievement, a governmental unit must publish an easily readable and efficiently organized comprehensive annual financial report. This report must satisfy both generally accepted accounting principles and applicable legal requirements.

A Certificate of Achievement is valid for a period of one year only. We believe our current comprehensive annual financial report continues to meet the Certificate of Achievement Program's requirements and we are submitting it to GFOA to determine its eligibility for another certificate.

ACKNOWLEDGEMENTS


Preparation of this report could not have been accomplished without the professional, efficient, and dedicated services of the entire staff of the Finance and Tax Department. Additional thanks is also due to the staff of the independent account firm of Clark, Schaefer, Hackett, and Co., Certified Public Accountants, and in particular, Kerry Roe, who worked the City staff toward the preparation and independent examination of these statements.

Finally, a special word of thanks is necessary to recognize the efforts of members of City Council and the City Administration – past and present – whose conservative fiscal management and solid decision-making are reflected in the sound financial position of the City. As a result of their hard work, under the GASB 34 new reporting model format, this

report presents information in an organized manner to provide greater insight regarding the City's finances.

We hope readers of this financial report will find the report beneficial in understanding the City's financial organization, financial position and condition, net assets, and results of operations.

Respectfully submitted,



Elaine A. Stookey
Director of Finance

**CITY OF FOREST PARK, OHIO
PUBLIC OFFICIALS**

LEGISLATIVE

MAYOR

Stephanie Summerow Dumas

COUNCIL MEMBERS

Charles Johnson
Jim Lawler
David Lives

Barrie Owen
Clara Pugh
Tara Walton

APPOINTED OFFICIALS

City Manager
Building Department Director
Community Development Director
Economic Development Director
Finance Director
Fire Chief
Human Resources Director
Police Chief
Public Works/Stormwater Management Utility Director
Litter Awareness Program Manager
Clerk of Council
Law Director
Prosecutor

Ray H. Hodges
Stanley Beeler
Christopher Anderson
Paul Brehm
Elaine A. Stookey
Patricia Brooks
Tye Smith
Ken Hughes
David L. Buesking
Wright H. Gwyn
Kathryn Lives
John Wykoff
Ray Groneman

DEPARTMENT OF FINANCE

Elaine A. Stookey
Dan Burke
Joy H. Vetere
Katherine English

Director
Deputy Director
Assistant to the Finance Director
Business Auditor/Tax Administrator

DIVISION OF ACCOUNTING

Eleanor Church

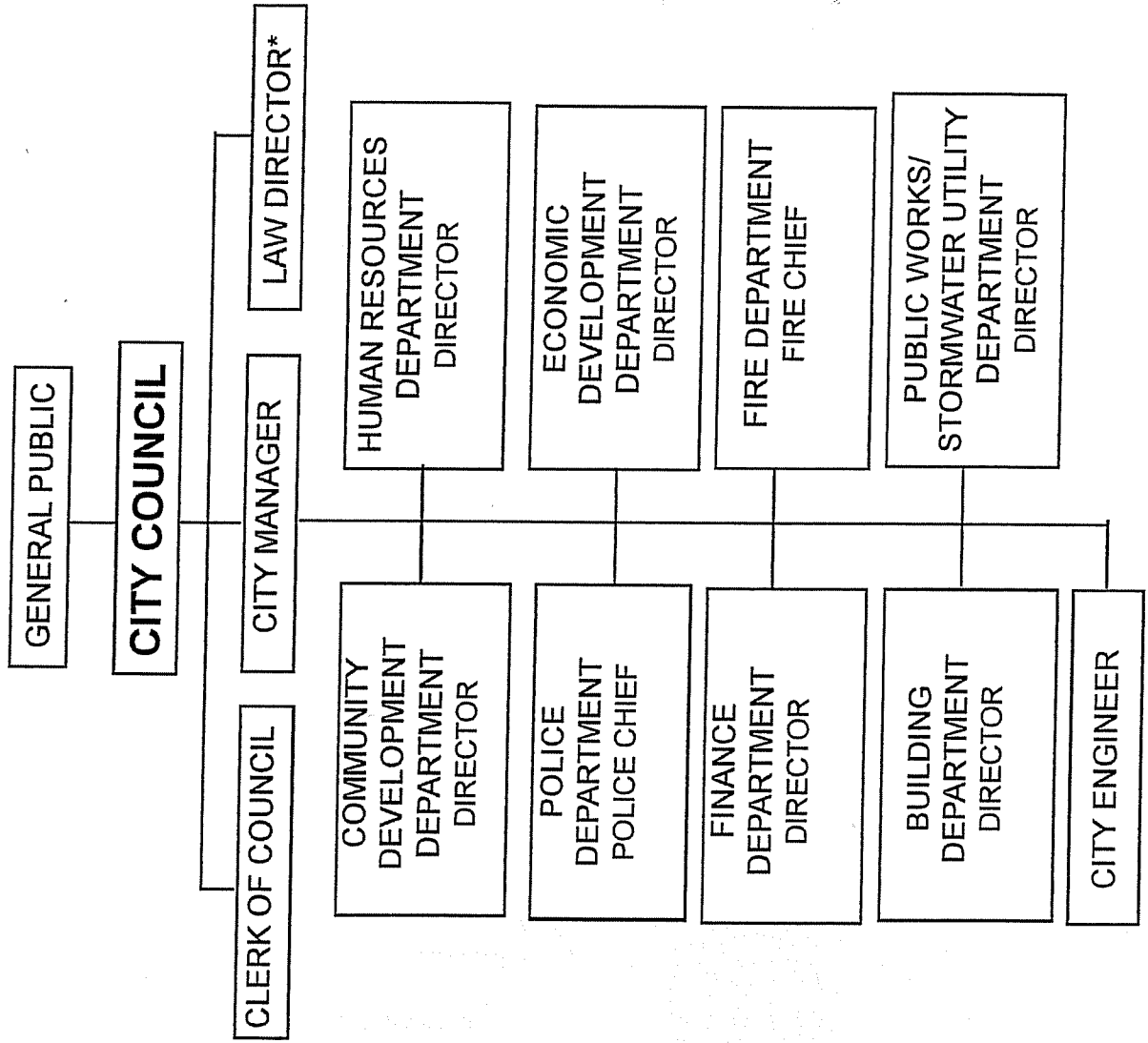
Mary Ellen Klenk

DIVISION OF INCOME TAX

Tricia Dunn
Diane Mathews

Maria Scott
Rhonda Smith

CITY OF FOREST PARK, OHIO ORGANIZATIONAL CHART



* Contractual Employee

Certificate of Achievement for Excellence in Financial Reporting

Presented to

City of Forest Park,
Ohio

For its Comprehensive Annual
Financial Report
for the Fiscal Year Ended
December 31, 2003

A Certificate of Achievement for Excellence in Financial Reporting is presented by the Government Finance Officers Association of the United States and Canada to government units and public employee retirement systems whose comprehensive annual financial reports (CAFRs) achieve the highest standards in government accounting and financial reporting.



Nancy L. Zjelde

President

Jeffrey R. Emer

Executive Director

FINANCIAL SECTION

This Page Intentionally Left Blank



Clark, Schaefer, Hackett & Co.
CERTIFIED PUBLIC ACCOUNTANTS
BUSINESS CONSULTANTS

INDEPENDENT AUDITORS' REPORT

To the Members of Council
City of Forest Park, Ohio:

We have audited the accompanying financial statements of the governmental activities, each major fund, and the aggregate remaining fund information of the City of Forest Park, Ohio as of and for the year ended December 31, 2004, which collectively comprise the City's basic financial statements as listed in the table of contents. These financial statements are the responsibility of the City's management. Our responsibility is to express opinions on these financial statements based on our audit.

We conducted our audit in accordance with auditing standards generally accepted in the United States of America and the standards applicable to financial audits contained in *Government Auditing Standards*, issued by the Comptroller General of the United States. Those standards require that we plan and perform the audit to obtain reasonable assurance about whether the financial statements are free of material misstatement. An audit includes examining, on a test basis, evidence supporting the amounts and disclosures in the financial statements. An audit also includes assessing the accounting principles used and significant estimates made by management, as well as evaluating the overall financial statement presentation. We believe that our audit provides a reasonable basis for our opinions.

In our opinion, the financial statements referred to above present fairly, in all material respects, the respective financial position of the governmental activities, each major fund, and the aggregate remaining fund information of the City of Forest Park, as of December 31, 2004, and the respective changes in financial position thereof for the year then ended in conformity with accounting principles generally accepted in the United States of America.

In accordance with *Government Auditing Standards*, we have also issued our report dated June 21, 2005, on our consideration of the City of Forest Park's internal control over financial reporting and on our tests of its compliance with certain provisions of laws, regulations, contracts, and grant agreements and other matters. The purpose of that report is to describe the scope of our testing of internal control over financial reporting and compliance and the results of that testing, and not to provide an opinion on the internal control over financial reporting or on compliance. That report is an integral part of an audit performed in accordance with *Government Auditing Standards* and should be considered in assessing the results of our audit.

The management's discussion and analysis and budgetary comparison information on pages 3 through 13 and 42 through 50, are not a required part of the basic financial statements but are supplementary information required by accounting principles generally accepted in the United States of America. We have applied certain limited procedures, which consisted principally of inquiries of management regarding the methods of measurement and presentation of the required supplementary information. However, we did not audit the information and express no opinion on it.

Our audit was conducted for the purpose of forming opinions on the financial statements that collectively comprise the City of Forest Park's basic financial statements. The introductory section, combining and individual nonmajor fund financial statements and schedules, and statistical tables are presented for purposes of additional analysis and are not a required part of the basic financial statements. The combining and individual nonmajor fund financial statements and schedules have been subjected to the auditing procedures applied in the audit of the basic financial statements and, in our opinion, are fairly stated in all material respects in relation to the basic financial statements taken as a whole. The introductory section and statistical tables have not been subjected to the auditing procedures applied in the audit of the basic financial statements and, accordingly, we express no opinion on them.

Clark, Schaefer, Hackett & Co.

Cincinnati, Ohio
June 21, 2005

**CITY OF FOREST PARK, OHIO
MANAGEMENT'S DISCUSSION AND ANALYSIS (Unaudited)**

DECEMBER 31, 2004

The discussion and analysis of the City of Forest Park's financial performance provides an overall review of the City's financial activities for the fiscal year ended December 31, 2004. The intent of this discussion and analysis is to look at the City's financial performance as a whole; readers should also review the transmittal letter, notes to the basic financial statements and financial statements to enhance their understanding of the City's financial performance.

FINANCIAL HIGHLIGHTS

Key financial highlights for 2004 are as follows:

- In total, net assets increased \$2,479,835.
- General revenues accounted for \$13,052,880 in revenue or 80% of all revenues. Program specific revenues in the form of charges for services and grants and contributions accounted for \$3,083,089 or 20% of total revenues of \$16,135,969.
- The City had \$13,656,134 in expenses related to governmental activities; only \$3,083,089 of these expenses were offset by program specific charges for services, grants, or contributions. General revenues (primarily taxes) of \$13,052,880 were adequate to provide for these programs.
- Among major funds, the general fund had \$9,074,147 in revenues and \$9,356,088 in expenditures. The general fund's fund balance declined \$735,309 to \$6,128,930.

OVERVIEW OF THE FINANCIAL STATEMENTS

This annual report consists of four parts – *management's discussion and analysis*, the *basic financial statements*, *required supplementary information*, and an optional section that presents *combining statements* for nonmajor governmental funds. The basic financial statements include two kinds of statements that present different views of the City:

These statements are as follows:

1. *The Government-Wide Financial Statements* – These statements provide both long-term and short-term information about the City's overall financial status.
2. *The Fund Financial Statements* – These statements focus on individual parts of the City, reporting the City's operations in more detail than the government-wide statements.

CITY OF FOREST PARK, OHIO
MANAGEMENT'S DISCUSSION AND ANALYSIS (Unaudited)

The financial statements also include notes that explain some of the information in the financial statements and provide more detailed data. The statements are followed by a section of required supplementary information that further explains and supports the information in the financial statements.

Government-wide Statements

The government-wide statements report information about the City as a whole using accounting methods similar to those used by private-sector companies. The statement of net assets includes all of the government's assets and liabilities. All of the current year's revenues and expenses are accounted for in the statement of activities regardless of when cash is received or paid.

The two government-wide statements report the City's net assets and how they have changed. Net assets (the difference between the City's assets and liabilities) is one way to measure the City's financial health or position.

- Over time, increases or decreases in the City's net assets are an indicator of whether its financial health is improving or deteriorating, respectively.
- To assess the overall health of the City you need to consider additional nonfinancial factors such as the City's tax base and the condition of the City's capital assets.

Fund Financial Statements

The fund financial statements provide more detailed information about the City's most significant funds, not the City as a whole. Funds are accounting devices that the City uses to keep track of specific sources of funding and spending for particular purposes.

Governmental Funds – Most of the City's activities are reported in governmental funds, which focus on how money flows into and out of those funds and the balances left at year-end available for spending in future periods. These funds are reported using an accounting method called modified accrual accounting, which measures cash and all other financial assets that may readily be converted to cash. The governmental fund statements provide a detailed short-term view of the City's general government operations and the basic services it provides. Governmental fund information helps to determine whether there are more or fewer financial resources that may be spent in the near future to finance services and/or programs. The relationship (or differences) between governmental activities (reported in the Statement of Net Assets and the Statement of Activities) and governmental funds is reconciled in the financial statements.

**CITY OF FOREST PARK, OHIO
MANAGEMENT'S DISCUSSION AND ANALYSIS (Unaudited)**

Fiduciary Funds – Fiduciary funds are used to account for resources held for the benefit of parties outside the government. Fiduciary funds are *not* reflected in the government-wide financial statements because the resources of those funds are *not* available to support the City's own programs. All of the City's fiduciary activities are reported in a separate Statement of Fiduciary Net Assets.

FINANCIAL ANALYSIS OF THE CITY AS A WHOLE

As noted earlier, net assets may serve over time as a useful indicator of a government's financial position. In the case of the City of Forest Park, assets exceeded liabilities by \$25,068,022 as of December 31, 2004.

The largest portion of the City's net assets (49%) reflects its investments in capital assets (e.g., land, building and building improvements, equipment, construction in progress and infrastructure), less any debt used to acquire those assets that is still outstanding. The City uses these capital assets to provide service to citizens; consequently these assets are not available for future spending. Although the City's investment in its capital assets is reported net of related debt, it should be noted that the resources needed to repay this debt must be provided from other sources, since the capital assets themselves cannot be used to liquidate these liabilities.

	Governmental Activities	
	2004	2003
Current and other assets	\$18,207,576	\$18,637,343
Capital assets, Net	17,495,880	14,806,483
Total assets	35,703,456	33,443,826
Long-term debt outstanding	6,012,039	7,065,309
Other liabilities	4,623,395	3,790,330
Total liabilities	10,635,434	10,855,639
Net assets		
Invested in capital assets, net of related debt	12,190,880	8,426,483
Restricted	4,814,255	6,533,869
Unrestricted	8,062,887	7,627,835
Total net assets	\$25,068,022	\$22,588,187

CITY OF FOREST PARK, OHIO
MANAGEMENT'S DISCUSSION AND ANALYSIS (Unaudited)

An additional portion of the City's net assets (19%) represents resources that are subject to external restriction on how they may be used. The remaining balance of unrestricted net assets \$8,062,887 may be used to meet the government's ongoing obligations to citizens and creditors.

As of December 31, 2004, the City is able to report positive balances in all three categories of net assets for the government as a whole. The same situation held true for the prior year.

Other liabilities increased by \$833,065. This increase is due primarily to the end of the Urban Renewal project which diverted revenues to infrastructure related to the area as well as the end of several enterprise zone agreements.

Changes in Net Assets

The City had an increase in net assets of \$2,479,835 during 2004.

The increase in net assets was attributable to an increase in grants received during the year which were related to capital projects.

Income tax with 40% of the total revenues was the largest revenue source and Police with 29% of the program expenses was the largest of all of the areas reported.

Public works and streets had the largest increase in expenses of \$251,532, or 9% due to increased maintenance – mainly sidewalks and stormwater related projects.

Security of Persons and Property – Fire also increased by \$247,263, or 9%, which was due to increased staffing.

Leisure time activities also had a decrease of \$79,850 due to closure of the swimming pool operation during 2004.

The following table provides a summary of the City's operations for the year ended December 31, 2004, with comparative totals for the year ended December 31, 2003.

CITY OF FOREST PARK, OHIO
MANAGEMENT'S DISCUSSION AND ANALYSIS (Unaudited)

	Governmental Activities	
	2004	2003
Revenues		
Program revenues:		
Charges for Services	\$1,645,789	\$1,608,514
Operating Grants and Contributions	228,426	260,512
Capital Grants and Contributions	1,208,874	810,647
General revenues:		
Municipal Income Taxes	6,466,736	6,102,615
Property Taxes	4,323,132	4,548,071
Other Taxes	1,412,832	1,411,275
Grants and Entitlements not Restricted		
to Specific Programs	668,797	578,132
Investment Earnings	120,619	155,617
Miscellaneous	60,764	492,466
Gain on sale of Capital Assets	0	167,022
Total revenues	16,135,969	16,134,871
Program Expenses		
Security of Persons and Property		
Police	3,984,030	3,915,762
Fire	3,128,326	2,881,063
Building	316,249	310,016
Public Health and Welfare	20,792	19,804
Community Environment	746,169	800,752
Public Works and Streets	3,074,083	2,822,551
Leisure Time Activities	419,440	499,290
General Government	1,728,474	1,778,376
Interest and Fiscal Charges	238,571	302,479
Total expenses	13,656,134	13,330,093
Total Change in Net Assets	2,479,835	2,804,778
Beginning Net Assets	22,588,187	19,783,409
Ending Net Assets	\$25,068,022	\$22,588,187

**CITY OF FOREST PARK, OHIO
MANAGEMENT'S DISCUSSION AND ANALYSIS (Unaudited)**

Governmental Activities

The City receives an income tax, which is based on 1% of all salaries, wages, commissions, and other compensation and on net profits earned from businesses and residents living within the City.

Property taxes and income taxes made up 26.8% and 40.0% respectively of revenues for governmental activities for the City during 2004. The City's reliance upon tax revenues is demonstrated by the chart below indicating 75.6% of total revenues from municipal income, property and other taxes:

	<u>2004</u>	<u>Percent of Total</u>
Charges for Services	\$1,645,789	10.2%
Operating Grants and Contributions	228,426	1.4%
Capital Grants and Contributions	1,208,874	7.5%
Municipal Income Taxes	6,466,736	40.0%
Property Taxes	4,323,132	26.8%
Other Taxes	1,412,832	8.8%
Grants and Entitlements not Restricted	668,797	4.1%
Investment Earnings	120,619	0.8%
Miscellaneous	60,764	0.4%
Total Revenues	<u><u>\$16,135,969</u></u>	<u><u>100.0%</u></u>

FINANCIAL ANALYSIS OF THE CITY'S FUNDS

The City's governmental funds reported a combined fund balance of \$10,943,185, which is a decrease from last year's balance of \$13,136,375. The decrease in available funds reflects an emphasis which was placed in investment in capital assets during the year of 2004. During 2004 a Senior Center was constructed.

The Fire Fund decrease was due in part to the hiring of additional staff.

The Special Revenue Fund decrease reflects the use of funds to pay bond payments for an Urban Renewal project.

**CITY OF FOREST PARK, OHIO
MANAGEMENT'S DISCUSSION AND ANALYSIS (Unaudited)**

The schedule below indicates the fund balance and the total change in fund balance by fund type as of December 31, 2004 and 2003:

	Fund Balance December 31, 2004	Fund Balance December 31, 2003	Increase/ (Decrease)
General Fund	\$6,128,930	\$6,864,239	(\$735,309)
Fire Fund	1,217,227	1,838,453	(621,226)
Special Revenue Funds - Nonmajor	3,025,891	3,847,055	(821,164)
Capital Projects Funds - Nonmajor	571,137	586,628	(15,491)
Total	<u>\$10,943,185</u>	<u>\$13,136,375</u>	<u>(\$2,193,190)</u>

General Fund – The City's General Fund balance decrease is due to many factors. The tables that follow assist in illustrating the financial activities and balance of the General Fund:

	2004 Revenues	2003 Revenues	Increase/ (Decrease)
Municipal Income Taxes	\$6,264,576	\$5,847,075	\$417,501
Property Taxes	815,912	1,154,232	(338,320)
Other Local Taxes	649,358	651,738	(2,380)
Intergovernmental Revenues	645,189	309,983	335,206
Special Assessments	10,315	4,867	5,448
Charges for Service	19,280	15,403	3,877
Fees, Licenses, and Permits	279,545	202,114	77,431
Investment Earnings	57,857	77,365	(19,508)
Fines and Forfeitures	131,823	132,100	(277)
All Other Revenues	200,292	259,247	(58,955)
Total	<u>\$9,074,147</u>	<u>\$8,654,124</u>	<u>\$420,023</u>

General fund revenues in 2004 increased approximately 5% compared to revenues in 2003. Decreased Property Tax revenue was more than offset by Municipal Income Taxes and Intergovernmental Revenue. The Intergovernmental Revenue increase was due to the grant received for Senior Center construction.

**CITY OF FOREST PARK, OHIO
MANAGEMENT'S DISCUSSION AND ANALYSIS (Unaudited)**

	2004 <u>Expenditures</u>	2003 <u>Expenditures</u>	Increase/ <u>(Decrease)</u>
Security of Persons and Property	\$4,027,071	\$3,612,060	\$415,011
Public Health and Welfare	20,792	19,804	988
Community Environment	612,240	629,886	(17,646)
Public Works and Streets	1,481,654	1,622,420	(140,766)
Leisure Time Activities	381,856	440,998	(59,142)
General Government	1,696,500	1,712,903	(16,403)
Capital Outlay	<u>1,135,975</u>	<u>751,154</u>	<u>384,821</u>
 Total	 <u>\$9,356,088</u>	 <u>\$8,789,225</u>	 <u>\$566,863</u>

General Fund expenditures increased by \$566,863 over the prior year mostly due to the construction of a Senior Center. Expenditures for Security of Persons and Property (mainly Police) were also increased substantially (11.5%) due to staffing – mostly vacant positions being filled.

The City's budget is prepared according to Ohio law and is based on accounting for certain transactions on a basis of cash receipts, disbursements, and encumbrances. The most significant budgeted fund is the General Fund.

During the course of 2004 the City amended its General Fund budget twice, none significant.

For the General Fund, final budget basis revenue of \$9,309,209 did not significantly change over the original budget estimates of \$8,839,050. The General Fund had an adequate fund balance to cover expenditures.

**CITY OF FOREST PARK, OHIO
MANAGEMENT'S DISCUSSION AND ANALYSIS (Unaudited)**

Fire Fund – The City's Fire Fund Balance decrease is mainly due to real estate delinquencies as of December 31, 2004. As with the General Fund we know that a large part of this is due to a property which was left vacant by K-Mart and also we have had a high number of bankruptcies filed during the year. The tables that follow illustrate the financial activities of the Fire Fund. Revenues are presented first and then expenditures.

	2004 <u>Revenues</u>	2003 <u>Revenues</u>	Increase/ <u>(Decrease)</u>
Property Taxes	\$2,326,373	\$3,393,839	(\$1,067,466)
Intergovernmental Revenues	311,728	361,022	(49,294)
Charges for Service	470,828	419,256	51,572
Fees, Licenses, and Permits	16,483	6,665	9,818
Investment Earnings	17,396	21,105	(3,709)
All Other Revenues	22,680	297	22,383
 Total	 <u>\$3,165,488</u>	 <u>\$4,202,184</u>	 <u>(\$1,036,696)</u>

The decrease in Intergovernmental Revenue reflects fewer grants received during 2004.

	2004 <u>Expenditures</u>	2003 <u>Expenditures</u>	Increase/ <u>(Decrease)</u>
Security of Persons and Property	\$2,935,856	\$2,712,272	\$223,584
Capital Outlay	841,487	1,079,509	(238,022)
Debt Service:			
Principal	8,462	7,692	770
Interest	909	1,159	(250)
 Total	 <u>\$3,786,714</u>	 <u>\$3,800,632</u>	 <u>(\$13,918)</u>

Expenditures are basically flat year-over-year. Increased expenditures for increased staffing were offset by fewer capital purchases during 2004.

**CITY OF FOREST PARK, OHIO
MANAGEMENT'S DISCUSSION AND ANALYSIS (Unaudited)**

CAPITAL ASSETS AND DEBT ADMINISTRATION

Capital Assets

At the end of 2004 the City had \$17,495,880 net of accumulated depreciation invested in land, buildings, vehicles, machinery, and equipment. Infrastructure has been included only for items constructed since January 1, 2003, which were completed through December 31, 2004. The following table shows 2004 and 2003 balances:

	2004	2003	Increase/ (Decrease)
Land	\$3,985,951	\$3,387,611	\$598,340
Buildings and Improvements	5,841,560	5,642,022	199,538
Vehicles, Machinery, and Equipment	5,174,972	4,439,061	735,911
Infrastructure	4,745,356	0	4,745,356
Construction in Progress	2,015,828	5,257,400	(3,241,572)
Less; Accumulated Depreciation	<u>(4,267,787)</u>	<u>(3,919,611)</u>	<u>(348,176)</u>
Total	<u>\$17,495,880</u>	<u>\$14,806,483</u>	<u>\$2,689,397</u>

The primary increase occurred in infrastructure as several projects have been capitalized and removed from Construction in Progress. Two of the major projects were the completion of Carillon Boulevard and related improvements to Mill Road.

Additional information on the City's capital assets may be found in Note 6.

Debt

At December 31, 2004, the City had \$5,305,000 in general obligation bonds outstanding, \$980,000 due within one year. The following table summarizes the City's debt outstanding as of December 31, 2004, and 2003:

	2004	2003	Increase/ (Decrease)
General Obligation Bonds	\$5,305,000	\$6,380,000	(\$1,075,000)
Public Works Issue 2 Loans	<u>190,621</u>	<u>230,084</u>	<u>(39,463)</u>
Total	<u>\$5,495,621</u>	<u>\$6,610,084</u>	<u>(\$1,114,463)</u>

CITY OF FOREST PARK, OHIO
MANAGEMENT'S DISCUSSION AND ANALYSIS (Unaudited)

Under current state statutes, the City's general obligation bonded debt issues are subject to a legal limitation based on 10.5% of the total assessed value of real and personal property. At December 31, 2004, the City's outstanding debt was below the legal limit. Additional information on the City's long-term debt may be found in Note 8.

ECONOMIC FACTORS

The City's budget for 2005 is very conservative. In an effort to control spending, City Council adopted a budget that held expenditure appropriations to a conservative level. The staffing level has remained the same and no increases in services or programs have been anticipated.

REQUESTS FOR INFORMATION

This financial report is designed to provide our citizens, taxpayers, investors, and creditors with a general overview of the City's finances and to show the City's accountability for the dollars it receives. If you have questions about this report or need additional financial information contact the Director of Finance, City of Forest Park, 1201 West Kemper Road, Forest Park, OH 45240.

City of Forest Park
Statement of Net Assets
December 31, 2004

	Governmental Activities
ASSETS	
Pooled Cash and Investments	\$10,459,526
Receivables (net of allowance for uncollectibles):	
Municipal Income Tax	1,960,246
Property Tax	4,244,841
Other Taxes	82,895
Interest	19,458
Other Revenue	148,718
Due From Other Governments	1,231,474
Prepaid Items	58,352
Deferred Charges-Issuance Costs	2,066
Nondepreciable Capital Assets	6,001,779
Depreciable Capital Assets, Net	11,494,101
TOTAL ASSETS	35,703,456
LIABILITIES	
Accounts Payable	218,312
Accrued Wages and Benefits Payable	742,976
Accrued Interest Payable	18,755
Deferred Revenue	3,643,352
Noncurrent liabilities:	
Due within one year	1,064,272
Due in more than one year	4,947,767
TOTAL LIABILITIES	10,635,434
NET ASSETS	
Invested in capital assets, net of related debt	12,190,880
Restricted for:	
Capital Projects	571,137
Special Revenue	4,243,118
Unrestricted	8,062,887
TOTAL NET ASSETS	\$25,068,022

The notes to the financial statements are an integral part of this statement.

City of Forest Park
Statement of Activities
For the Year Ended December 31, 2004

<u>Functions/Programs</u>	<u>Expenses</u>	<u>Program Revenues</u>		<u>Net (Expense) Revenue and Changes in Net Assets</u>	
		<u>Charges for Services</u>	<u>Operating Grants and Contributions</u>		<u>Capital Grants and Contributions</u>
Governmental Activities:					
Security of Persons and Property					
Police	\$3,984,030	\$168,916	\$55,870	\$0	(\$3,759,244)
Fire	3,128,326	508,409	6,346	66,639	(2,546,932)
Building	316,249	273,203	0	0	(43,046)
Public Health and Welfare	20,792	0	0	0	(20,792)
Community Environment	746,169	21,254	141,244	0	(583,671)
Public Works and Streets	3,074,083	605,673	23,966	143,281	(2,301,163)
Leisure Time Activities	419,440	54,049	1,000	998,954	634,563
General Government	1,728,474	14,285	0	0	(1,714,189)
Interest and Fiscal Charges	238,571	0	0	0	(238,571)
Total Functions/Programs	\$13,656,134	\$1,645,789	\$228,426	\$1,208,874	(\$10,573,045)

General revenues:

Municipal Income Taxes	6,466,736
Property Taxes	4,323,132
Other Taxes	1,412,832
Grants and Entitlements not Restricted to Specific Programs	668,797
Investment Earnings	120,619
Miscellaneous	60,764
Total General Revenues	13,052,880
Change in Net Assets	2,479,835
Net Assets - beginning	22,588,187
Net Assets - ending	<u><u>\$25,068,022</u></u>

The notes to the financial statements are an integral part of this statement.

**City of Forest Park
Balance Sheet
Governmental Funds
December 31, 2004**

	General Fund	Fire Fund	Other Governmental Funds	Total Governmental Funds
Assets:				
Pooled Cash and Investments	\$5,527,160	\$1,386,470	\$3,545,896	\$10,459,526
Receivables (net of allowance for uncollectibles):				
Municipal Income Tax	1,960,246	0	0	1,960,246
Property Tax	1,093,002	3,151,839	0	4,244,841
Other Taxes	82,895	0	0	82,895
Interest	10,066	2,640	6,752	19,458
Other Revenue	31,065	101,105	16,548	148,718
Due From Other Governments	422,673	251,042	557,759	1,231,474
Due From Other Funds	120,300	0	0	120,300
Prepaid Items	54,873	2,775	704	58,352
Total Assets	<u>9,302,280</u>	<u>4,895,871</u>	<u>4,127,659</u>	<u>18,325,810</u>
Liabilities:				
Accounts Payable	138,906	26,033	53,373	218,312
Accrued Wages and Benefits Payable	496,019	214,131	32,826	742,976
Due to Other Funds	0	0	120,300	120,300
Deferred Revenue	2,538,425	3,438,480	324,132	6,301,037
Total Liabilities	<u>3,173,350</u>	<u>3,678,644</u>	<u>530,631</u>	<u>7,382,625</u>
Fund Balances:				
Reserved for Encumbrances	556,003	107,082	387,804	1,050,889
Reserved for Prepaid Items	54,873	2,775	704	58,352
Unreserved, reported in:				
General fund	5,518,054	0	0	5,518,054
Special revenue funds	0	1,107,370	2,637,383	3,744,753
Capital projects funds	0	0	571,137	571,137
Total Fund Balances	<u>6,128,930</u>	<u>1,217,227</u>	<u>3,597,028</u>	<u>10,943,185</u>
Total Liabilities and Fund Balances	<u>\$9,302,280</u>	<u>\$4,895,871</u>	<u>\$4,127,659</u>	<u>\$18,325,810</u>

The notes to the financial statements are an integral part of this statement.

City of Forest Park
Reconciliation of Total Governmental Fund Balances to
Net Assets of Governmental Activities

December 31, 2004

*Amounts reported for governmental activities in the governmental funds balance sheet (page 16)
are different because:*

Total governmental fund balances	\$10,943,185
Capital assets used in governmental activities are not financial resources and, therefore, are not reported in the funds.	17,495,880
Other long-term assets are not available to pay for current-period expenditures and, therefore, are deferred in the funds:	
Municipal income taxes receivable	1,121,123
Intergovernmental and other receivables	1,536,562
Bond Issuance Costs	2,066
Long-term liabilities, including bonds payable, are not due and payable in the current period and therefore are not reported in the funds:	
General obligation bonds	(5,305,000)
Public Works Issue 2 Loans	(190,621)
Compensated absences	(516,418)
Accrued interest on long-term debt	(18,755)
Net assets of governmental activities	<u>\$25,068,022</u>

The notes to the financial statements are an integral part of this statement.

City of Forest Park
Statement of Revenues, Expenditures and Changes in Fund Balance
Governmental Funds
For the Year Ended December 31, 2004

	General Fund	Fire Fund	Other Governmental Funds	Total Governmental Funds
Revenues:				
Municipal Income Taxes	\$6,264,576	\$0	\$0	\$6,264,576
Property Taxes	815,912	2,326,373	0	3,142,285
Other Local Taxes	649,358	0	731,667	1,381,025
Intergovernmental Revenues	645,189	311,728	785,898	1,742,815
Special Assessments	10,315	0	512,840	523,155
Charges for Service	19,280	470,828	556,396	1,046,504
Fees, Licenses, and Permits	279,545	16,483	9,754	305,782
Investment Earnings	57,857	17,396	43,025	118,278
Fines and Forfeitures	131,823	0	309	132,132
All Other Revenues	200,292	22,680	270,925	493,897
Total Revenue	<u>9,074,147</u>	<u>3,165,488</u>	<u>2,910,814</u>	<u>15,150,449</u>
Expenditures:				
Current:				
Security of Persons and Property:				
Police Department	3,730,265	0	24,207	3,754,472
Fire Department	0	2,935,856	0	2,935,856
Building Department	296,806	0	0	296,806
Public Health and Welfare	20,792	0	0	20,792
Community Environment	612,240	0	128,620	740,860
Public Works and Streets	1,481,654	0	986,383	2,468,037
Leisure Time Activities	381,856	0	0	381,856
General Government	1,696,500	0	6,858	1,703,358
Capital Outlay	1,135,975	841,487	1,708,939	3,686,401
Debt Service:				
Principal	0	8,462	1,106,001	1,114,463
Interest	0	909	241,029	241,938
Total Expenditures	<u>9,356,088</u>	<u>3,786,714</u>	<u>4,202,037</u>	<u>17,344,839</u>
Excess (Deficiency) of Revenues				
Over Expenditures	(281,941)	(621,226)	(1,291,223)	(2,194,390)
Other Financing Sources (Uses)				
Proceeds from Sale of Fixed Assets	1,200	0	0	1,200
Transfers In	0	0	475,775	475,775
Transfers Out	(454,568)	0	(21,207)	(475,775)
Total Other Financing Sources (Uses)	<u>(453,368)</u>	<u>0</u>	<u>454,568</u>	<u>1,200</u>
Net Change in Fund Balances	(735,309)	(621,226)	(836,655)	(2,193,190)
Fund Balances -- Beginning	6,864,239	1,838,453	4,433,683	13,136,375
Fund Balances -- Ending	<u>\$6,128,930</u>	<u>\$1,217,227</u>	<u>\$3,597,028</u>	<u>\$10,943,185</u>

The notes to the financial statements are an integral part of this statement.

City of Forest Park
 Reconciliation of the Statement of Revenues, Expenditures,
 and Changes in Fund Balances of Governmental Funds
 to the Statement of Activities

December 31, 2004

Amounts reported for governmental activities in the statement of activities are different because:

Net change in fund balances -- total governmental funds	(\$2,193,190)
<p>Governmental funds report capital outlays as expenditures. However, in the statement of activities, the cost of those assets is allocated over their estimated useful lives and reported as depreciation expense:</p>	
Capital Outlay	3,319,699
Depreciation expense	(567,631)
<p>Governmental funds only report the disposal of assets to the extent proceeds are received from the sale. In the statement of activities, a gain or loss is reported for each disposal. The amount of the proceeds must be removed and the deduction for the loss on the disposal of capital assets must also be recognized.</p>	
	(62,671)
<p>Revenue in the statement of activities that do not provide current financial resources are not reported as revenues in the funds:</p>	
Municipal income taxes	202,160
Intergovernmental and other revenue	722,490
Interest	2,341
<p>Repayment of bond and loan principal is an expenditure in the governmental funds, but the payment reduces long-term liabilities in the statement of net assets.</p>	
	1,114,463
<p>In the statement of activities, interest and bond issuance costs are accrued on outstanding bonds, whereas in the governmental funds, an interest and bond issuance expenditure is reported when paid.</p>	
	3,367
<p>Some expenses reported in the statement of activities, such as compensated absences do not require the use of current financial resources and therefore are not reported as expenditures in governmental funds.</p>	
	<u>(61,193)</u>
Change in net assets of governmental activities	<u><u>\$2,479,835</u></u>

The notes to the financial statements are an integral part of this statement.

CITY OF FOREST PARK, OHIO
STATEMENT OF ASSETS AND LIABILITIES
AGENCY FUNDS
DECEMBER 31, 2004

	<u>TOTAL AGENCY FUNDS</u>
ASSETS	
Pooled Cash and Investments	\$605,187
Franchise Fees Receivable	208,330
Total Assets	<u>813,517</u>
LIABILITIES	
Due to Others	813,517
Total Liabilities	<u>\$813,517</u>

The notes to the financial statements are an integral part of this statement.

CITY OF FOREST PARK, OHIO
NOTES TO THE FINANCIAL STATEMENTS

DECEMBER 31, 2004

NOTE 1 – DESCRIPTION OF THE REPORTING ENTITY

The City traces its roots to the mid-1950's when the Federal Government encouraged development of a second greenbelt community in the Cincinnati area.

The City operates as a Home Rule City in accordance with Article XVIII of the Ohio Constitution under a City Manager-Council form of government. The City provides the following services as authorized by its charter.

Component units are legally separate organizations for which the City is financially accountable. The City is financially accountable for an organization if the City appoints a voting majority of the organization's governing board; and (1) the City is able to significantly influence the programs or services performed or provided by the organization; or (2) the City is legally entitled to or can otherwise access the organization's resources; the City is legally obligated or has otherwise assumed the responsibility to finance the deficits of, or provide financial support to, the organization; or the City is obligated for the debt of the organizations. Component units may also include organizations for which the City authorizes the issuance of debt or the levying of taxes, or determines the budget. The City has no component units that meet the above criteria. However, the City is associated with a jointly governed organization. The Waycross Community Programming Board is discussed in Note 13 to the financial statements.

NOTE 2 – SUMMARY OF SIGNIFICANT ACCOUNTING POLICIES

The financial statements of the City have been prepared in conformity with generally accepted accounting principles (GAAP) as applied to local governmental units. The Governmental Accounting Standards Board (GASB) is the accepted standard-setting body for establishing governmental accounting and financial principles. The City also applies Financial Accounting Standards Board (FASB) Statements and Interpretations issued on or before November 30, 1989, to its governmental activities provided they do not conflict with or contradict GASB pronouncements. The most significant of the City's accounting policies are described below.

Basis of Presentation

The City's basic financial statements consist of government-wide statements, including a statement of net assets and a statement of activities, and fund financial statements which provide a more detailed level of financial information.

CITY OF FOREST PARK, OHIO
NOTES TO THE FINANCIAL STATEMENTS

Government-wide Financial Statements

The statement of net assets and the statement of activities display information about the City as a whole. These statements include the financial activities of the primary government, except for fiduciary funds.

The statement of net assets presents the financial condition of the governmental activities of the City at year-end. The statement of activities presents a comparison between direct expenses and program revenues for each program or function of the City's governmental activities. Direct expenses are those that are specifically associated with a service, program or department and therefore clearly identifiable to a particular function. Program revenues include charges paid by the recipient of the goods or services offered by the program, grants and contributions that are restricted to meeting the operational or capital requirements of a particular program and interest earned on grants that is required to be used to support a particular program. Revenues which are not classified as program revenues are presented as general revenues of the City, with certain limited exceptions. The comparison of direct expenses with program revenues identifies the extent to which each governmental function is self-financing or draws from the general revenues of the City.

Fund Financial Statements

During the year, the City segregates transactions related to certain City functions or activities in separate funds in order to aid financial management and to demonstrate legal compliance. Fund financial statements are designed to present financial information of the City at this more detailed level. The focus of governmental fund financial statements is on major funds. Each major fund is presented in a separate column. Nonmajor funds are aggregated and presented in a single column. Fiduciary funds are reported by type.

Fund Accounting

The City uses funds to maintain its financial records during the year. A fund is defined as a fiscal and accounting entity with a self balancing set of accounts. There are two categories of funds included in the City's CAFR – governmental and fiduciary.

Governmental Funds

Governmental funds are those through which most governmental functions typically are financed. Governmental fund reporting focuses on the sources, uses and balances of current financial resources. Expendable assets are assigned to the various governmental funds according to the purposes for which they may or must be used. Current liabilities are assigned to the fund from which they will be paid. The difference between governmental fund assets and liabilities is reported as fund balance. The following are the City's major governmental funds:

CITY OF FOREST PARK, OHIO
NOTES TO THE FINANCIAL STATEMENTS

General Fund – The general fund accounts for all financial resources except those required to be accounted for in another fund. The general fund balance is available to the City for any purpose provided it is expended or transferred according to the charter of the City and/or the general laws of Ohio.

Fire Fund – This special revenue fund accounts for expenditures of property tax revenues and other resources in the operation of the City's Fire Department.

The other governmental funds of the City account for grants and other resources whose use is restricted to a particular purpose.

Fiduciary Funds

Fiduciary fund reporting focuses on net assets and changes in net assets. The fiduciary funds used by the city are known as agency funds. The agency funds account for building permit fees collected on behalf of the State and performance bonds pledged by contractors as well as Mayor's court collections that are distributed to the state as well as bonds held for individuals. The Waycross Community Programming Board is also reported as an agency fund. The City's agency funds are custodial in nature (assets equal liabilities) and do not involve measurement of results of operations.

Measurement Focus

Government-wide Financial Statements

The government-wide financial statements are prepared using the economic resources measurement focus. All assets and all liabilities associated with the operation of the City are included on the Statement of Net Assets.

Fund Financial Statements

All governmental funds are accounted for using a flow of current financial resources measurement focus. With this measurement focus, only current assets and current liabilities generally are included on the balance sheet. The statement of revenues, expenditures and changes in fund balances reports on the sources (i.e., revenues and other financing sources) and uses (i.e., expenditures and other financing uses) of current financial resources. This approach differs from the manner in which the governmental activities of the government-wide financial statements are prepared. Governmental fund financial statements therefore include a reconciliation with brief explanations to better identify the relationship between the government-wide statements and the statements for governmental funds.

Basis of Accounting

Basis of accounting determines when transactions are recorded in the financial records and reported on the financial statements. Government-wide financial

CITY OF FOREST PARK, OHIO
NOTES TO THE FINANCIAL STATEMENTS

statements are prepared using the accrual basis of accounting. Governmental funds use the modified accrual basis of accounting. Fiduciary funds also use the accrual basis of accounting. Differences in the accrual and modified accrual basis of accounting arise in the recognition of revenue, the recording of deferred revenue and in the presentation of expenses versus expenditures.

Revenues - Exchange and Non-exchange Transactions

Revenue resulting from exchange transactions, in which each party gives and receives essentially equal value, is recorded on the accrual basis when the exchange takes place. On a modified accrual basis, revenue is recorded in the fiscal year in which the resources are measurable and become available. Available means that the resources will be collected within the current fiscal year or are expected to be collected soon enough thereafter to be used to pay liabilities of the current fiscal year. For the City, available means expected to be received within sixty days of year-end.

Nonexchange transactions, in which the City receives value without directly giving equal value in return, include income taxes, property taxes, grants, entitlements and donations. On an accrual basis, revenue from income taxes is recognized in the period in which the income is earned. Revenue from property taxes is recognized in the year for which the taxes are levied (See Note 4). Revenue from grants, entitlements and donations is recognized in the year in which all eligibility requirements have been satisfied. Eligibility requirements include timing requirements, which specify the year when the resources are required to be used or the year when use is first permitted, matching requirements, in which the City must provide local resources to be used for a specified purpose, and expenditure requirements, in which the resources are provided to the City on a reimbursement basis. On a modified accrual basis, revenue from nonexchange transactions must also be available before it can be recognized.

Under the modified accrual basis, the following revenue sources are considered to be both measurable and available at year-end: income tax, state-levied locally shared taxes (including gasoline tax), fines and forfeitures, interest, grants, fees for service, and rentals.

Deferred Revenue

Deferred revenue arises when assets are recognized before revenue recognition criteria have been satisfied.

Property taxes for which there is an enforceable legal claim as of December 31, 2004, but which were levied to finance year 2005 operations, have been recorded as deferred revenue. Special assessments not received within the available period and grants and entitlements received before the eligibility requirements are met are also recorded as deferred revenue.

CITY OF FOREST PARK, OHIO
NOTES TO THE FINANCIAL STATEMENTS

On governmental fund financial statements, receivables that will not be collected within the available period have also been reported as deferred revenue.

Expenses/Expenditures

On the accrual basis of accounting, expenses are recognized at the time they are incurred.

The measurement focus of governmental fund accounting is on decreases in net financial resources (expenditures) rather than expenses. Expenditures are generally recognized in the accounting period in which the related fund liability is incurred, if measurable. Allocations of cost, such as depreciation and amortization, are not recognized in governmental funds.

Cash and Cash Equivalents

To improve cash management, cash received by the City is pooled. Monies for all funds are maintained in this pool. Individual fund integrity is maintained through City records. Each fund's interest in the pool is presented as "cash and cash equivalents" on the balance sheet.

Investments are reported at fair value which is based on quoted market prices.

During the year, the City invested in STAROhio, an investment pool managed by the State Treasurer's Office. STAROhio allows governments within the State to pool their funds for investment purposes. STAROhio is not registered with the SEC as an investment company, but does operate in a manner consistent with Rule 2a7 of the Investment Company Act of 1940. Investments in STAROhio are valued at STAROhio's share price, which is the price the investment could be sold for on December 31, 2004.

Following the Charter and Codified Ordinances of the City as well as Ohio statutes, the City has, by resolution, specified the funds to receive an allocation of interest earnings. Interest revenue during 2004 amounted to \$118,278.

Prepaid Items

Payments made to vendors for services that will benefit periods beyond December 31, 2004, are recorded as prepaid items using the consumption method by recording a current asset for the prepaid amount and reflecting the expenditure/expense in the year in which it was consumed.

Capital Assets

Capital assets, which include property, plant, and equipment are reported in the governmental activities column of the government-wide statement of net assets but are not reported in the fund financial statements.

**CITY OF FOREST PARK, OHIO
NOTES TO THE FINANCIAL STATEMENTS**

All capital assets are capitalized at cost (or estimated historical cost) and updated for additions and retirements during the year. Donated fixed assets are recorded at their fair market values as of the date received. The City maintains a capitalization threshold of \$5,000. The City has not yet included infrastructure with the exception of items constructed on or after January 1, 2003, some of which are included in construction in progress at year-end. Improvements are capitalized; the costs of normal maintenance and repairs that do not add to the value of the asset or materially extend an asset's life are not. Interest incurred during the construction of capital assets is also capitalized.

All reported capital assets are depreciated except for land and construction in progress. Improvements are depreciated over the remaining useful lives of the related capital assets. Depreciation is computed using the straight-line method over the following useful lives:

Description	Governmental Activities Estimated Lives
Buildings and Improvements	20 to 50 years
Infrastructure	20 to 50 years
Vehicles, Machinery, and Equipment	5 to 20 years

Compensated Absences

The City reports compensated absences in accordance with the provisions of GASB No. 16, "Accounting for Compensated Absences." Vacation benefits are accrued as a liability as the benefits are earned if the employees' rights to receive compensation are attributable to services already rendered and it is probable that the employer will compensate the employees for the benefits through paid time off or some other means.

Sick leave benefits are accrued as a liability using the vesting method. The liability includes the employees who are currently eligible to receive termination benefits and those that the City has identified as probable of receiving payment in the future. The amount is based on accumulated sick leave and employee wage rates at year end taking into consideration any limits specified in the City's termination policy. The City records a liability for all accumulated unused vacation time when earned for all employees. The City records a liability for accumulated unused sick leave for all employees after twenty years of accumulated service or when otherwise eligible for retirement through a pension system.

The entire compensated absence liability is reported on the government-wide financial statements.

For governmental funds, a liability is recorded for compensated absences only if they have matured, for example, as a result of employee resignations and/or retirements.

CITY OF FOREST PARK, OHIO
NOTES TO THE FINANCIAL STATEMENTS

Accrued Liabilities and Long-Term Obligations

All payables, accrued liabilities and long-term obligations are reported in the government-wide financial statements.

In general, governmental fund payables and accrued liabilities that, once incurred, are paid in a timely manner and in full from current financial resources, are reported as obligations of the funds. However, claims and judgments, compensated absences, and contractually required pension contributions that will be paid from governmental funds are reported as a liability in the fund financial statements only to the extent that they are due for payment during the current year. Bonds, capital leases and long-term loans are recognized as a liability on the fund financial statements when due.

Fund Balance Reserves

The City reserves those portions of fund balance which are legally segregated for a specific future use or which do not represent expendable resources and therefore are not available for appropriation or expenditure. As a result, encumbrances and prepaid items are recorded as a reservation of fund balance.

Net Assets

Net assets represent the difference between assets and liabilities. Net assets invested in capital assets, net of related debt consists of capital assets, net of accumulated depreciation, reduced by the outstanding balances of any borrowing used for the acquisition, construction or improvement of those assets. Net assets are reported as restricted when there are limitations imposed on their use either through the enabling legislation adopted by the City or through external restrictions imposed by creditors, grantors or laws or regulations of other governments.

The City applies restricted resources when an expense is incurred for purposes for which both restricted and unrestricted net assets are available.

Interfund Activity

Flows of cash or goods from one fund to another without a requirement for repayment are reported as interfund transfers. Interfund transfers are reported as other financing sources/uses in the governmental fund statements. Repayments from funds responsible for particular expenditures/expenses to the funds that initially paid for them are not presented on the financial statements.

Deferred Charges

Bond issuance costs for the 2003 bond issue have been deferred and are being amortized over the life of the bonds using the straight-line method.

CITY OF FOREST PARK, OHIO
NOTES TO THE FINANCIAL STATEMENTS

Estimates

The preparation of the financial statements in conformity with generally accepted accounting principles requires management to make estimates and assumptions that affect the amounts reported in the financial statements and accompanying notes. Actual results may differ from those estimates.

NOTE 3 – DEPOSITS AND INVESTMENTS

The City follows the practice of pooling cash and investments with the exception of the cash of the Mayor's Court Agency Fund. Each fund's portion of total cash and investments is summarized by each fund type in the financial statements as equity in pooled cash and investments.

State statutes classify monies held by the City into three categories.

Active deposits are public deposits necessary to meet current demands on the treasury. Such monies must be maintained either as cash in the City treasury, in commercial accounts payable or withdrawable on demand, including negotiable order of withdrawal (NOW) accounts, or in money market deposit accounts.

Inactive deposits are public deposits the City has identified as not required for use within the current two-year period of designation of depositories. Inactive deposits must either be evidenced by certificates of deposit maturing not later than the end of the current period of designation of depositories, or by savings or deposit accounts including, but not limited to, passbook accounts.

Interim deposits are deposits of interim monies. Interim monies are those monies which are not needed for immediate use but which will be needed before the end of the current period of designation of depositories. Interim deposits must be evidenced by time certificates of deposit maturing not more than one year from the date of deposit or by savings accounts, including passbook accounts.

Protection of the City's deposits is provided by the Federal Deposit Insurance Corporation (FDIC), by eligible securities pledged by the financial institution as security for repayment, by surety company bonds deposited with the treasurer by the financial institution or by a single collateral pool established by the financial institution to secure the repayment of all public money deposited with the institution.

Interim monies may be deposited or invested in the following securities:

1. United States Treasury Notes, Bills, Bonds, or any other obligation or security issued by the United States Treasury or any other obligation guaranteed as to principal and interest by the United States;

CITY OF FOREST PARK, OHIO
NOTES TO THE FINANCIAL STATEMENTS

2. Bonds, notes, debentures, or any other obligations or securities issued by any federal government agency or instrumentality, including but not limited to, the Federal National Mortgage Association, Federal Home Loan Bank, Federal Farm Credit Bank, Federal Home Loan Mortgage Corporation, Government National Mortgage Association, and Student Loan Marketing Association. All federal agency securities shall be direct issuances of federal government agencies or instrumentalities;
3. Written repurchase agreements in the securities listed above provided that the market value of the securities subject to the repurchase agreement must exceed the principal value of the agreement by at least two percent and be marked to market daily, and that the term of the agreement must not exceed thirty days;
4. Bond and other obligations of the State of Ohio;
5. No-load money market mutual funds consisting exclusively of obligations described in division (1) or (2) and repurchase agreements secured by such obligations, provided that investments in securities described in this division are made only through eligible institutions;
6. The State Treasurer's investment pool (STAROhio).

Investments in stripped principal or interest obligations, reverse repurchase agreements and derivatives are prohibited. The issuance of taxable notes for the purpose of arbitrage, the use of leverage and short selling are also prohibited. An investment must mature within five years from the date of purchase unless matched to a specific obligation or debt of the City, and must be purchased with the expectation that it will be held to maturity. Investments may only be made through specified dealers and institutions. Payment for investments may be made only upon delivery of the securities representing the investments to the treasurer or qualified trustee or, if the securities are not represented by a certificate, upon receipt of confirmation of transfer from the custodian.

- A. DEPOSITS – At year-end, the carrying amount of the City's deposits was \$4,902,887 and the depository balance was \$5,038,575. Federal depository insurance covered \$200,000 of the depository balance and \$4,838,575 was covered by the 105% public depository pool which was collateralized with securities held by the pledging financial institution's trust department but not in the City's name.
- B. INVESTMENTS – The City's investments are required to be categorized to give an indication of the level of risk assumed by the City at year end. Category 1 includes investments that are insured or registered or for which the securities are held by the City or its agent in the City's name. Category 2 includes uninsured and unregistered investments for which the securities are held by the counterparty's trust department or agent in the City's name. Category 3 includes uninsured and unregistered investments for which the securities are held by the counterparty, or by its trust department or agent but not in the City's name. Investments in STAROhio and Fifth Third U. S. Treasury Money Market Fund are not categorized since they are not evidenced by securities that exist in physical or

CITY OF FOREST PARK, OHIO
NOTES TO THE FINANCIAL STATEMENTS

book entry form. The City's investments at December 31, 2004, are summarized below:

	Category 2	Carrying Amount
Categorized Investments		
Federal National Mortgage Assoc.	\$1,929,624	\$1,929,624
Federal Home Loan Bank	1,395,032	1,395,032
Freddie Mac	1,954,995	1,954,995
Federal Farm Credit Banks	430,043	430,043
U. S. Treasury Notes	348,500	348,500
Non-Categorized Investments		
Fifth Third U. S. Treasury Money		
Market Fund	N/A	3,918
Star Ohio	N/A	99,714
Total Investments	\$6,058,194	\$6,161,826

NOTE 4 - RECEIVABLES

Receivables at December 31, 2004, consisted primarily of municipal income taxes, property and other taxes, intergovernmental receivables arising from entitlements, shared revenues, special assessments, accrued interest on investments, and accounts (billings for various services).

No allowances for doubtful accounts have been recorded because uncollectible amounts are expected to be insignificant.

Property Taxes

Property taxes include amounts levied against all real, public utility, and tangible personal property located in the City. Property tax revenue received during 2004 for real and public utility property taxes represents collections of the 2003 taxes. Property tax payments received during 2004 for tangible personal property (other than public utility property) is for 2004 taxes.

2004 real property taxes are levied after October 1, 2004, on the assessed value as of January 1, 2004, the lien date. Assessed values are established by State law at 35 percent of appraised market value. 2004 real property taxes are collected in and intended to finance 2005 operations.

CITY OF FOREST PARK, OHIO
NOTES TO THE FINANCIAL STATEMENTS

Public utility tangible personal property currently is assessed at varying percentages of true value; public utility real property is assessed at 35 percent of true value. 2004 public utility property taxes became a lien December 31, 2003, are levied after October 1, 2004, and are collected in 2005 with real property taxes.

2004 tangible personal property taxes are levied after October 1, 2003, on the value as of December 31, 2003. Collections are made in 2004. Tangible personal property assessments are 25 percent of true value.

The assessed values of real and tangible personal property upon which current year property tax receipts were based is as follows:

Real Property	\$328,784,280
Public Utility	12,724,170
Tangible Personal Property	<u>34,948,040</u>
Total Valuation	<u>\$376,456,490</u>

Real property taxes are payable annually or semi-annually. If paid annually, the payment is due December 31; if paid semi-annually, the first payment is due December 31 with the remainder payable by June 20. Under certain circumstances, State statute permits later payment dates to be established.

Tangible personal property taxes paid by multi-county taxpayers are due September 20. Single county taxpayers may pay annually or semi-annually. If paid annually, payment is due April 30; if paid semi-annually, the first payment is due April 30; with the remainder payable by September 20.

The County Treasurer collects property taxes on behalf of all taxing districts in the county, including the City of Forest Park. The County Auditor periodically remits to the City its portion of the taxes collected. Accrued property taxes receivable represent real and tangible personal property taxes, public utility taxes and outstanding delinquencies which are measurable as of December 31, 2004 and for which there is an enforceable legal claim. Although total property tax collections for the next year are measurable, amounts to be received during the available period are not subject to reasonable estimation at December 31, nor were they levied to finance 2004 operations. The receivable is therefore offset by deferred revenue.

Income Taxes

Income taxes are imposed at the rate of one percent (1%) per annum on salaries, wages, commissions, other compensation, and net profits. When a resident of the City is subject to a municipal income tax in another municipality, township, or county; the resident receives a credit not to exceed one-half of one percent (½%)

CITY OF FOREST PARK, OHIO
NOTES TO THE FINANCIAL STATEMENTS

against the tax imposed on the earnings taxed by such a municipality, township, or county.

Each taxpayer is required to file a return on or before April 30th of each year (April 15th beginning in 2005 due to state legislative changes) for the prior year. When the return is filed for a fiscal year or other period different from a calendar year, the return shall be filed within four months from the end of such fiscal year or period.

Intergovernmental Receivables

A summary of intergovernmental receivables follows:

<u>Governmental Activities</u>	<u>Amounts</u>
Local Government/Revenue Assistance	\$282,200
Gasoline Tax	261,164
Homestead and Rollback	244,280
State of Ohio Grants	120,814
Federal Grants	119,332
Motor Vehicle Registrations	89,958
Special Assessments	48,702
10K Personal Property Tax	21,418
Electric Dereg Kilowatt Hour Tax	18,186
Permissive Fees	15,501
All Other Revenues	<u>9,919</u>
 Total	 <u><u>\$1,231,474</u></u>

NOTE 5 – RISK MANAGEMENT

The City is exposed to various risks of loss related to torts; theft of, damage to, and destruction of assets; errors and omissions; injuries to employees; and natural disasters. The City carries commercial general liability insurance against these risks and all other risks of loss, including workers' compensation and employee health and accident insurance.

There have been no significant reductions in insurance coverage from that of prior years and settlements have not exceeded insurance coverage for any of the past three fiscal years.

CITY OF FOREST PARK, OHIO
NOTES TO THE FINANCIAL STATEMENTS

NOTE 6 - CAPITAL ASSETS

Capital asset activity for the current year end was as follows:

Governmental Activities	Beginning Balance	Additions	Deletions	Ending Balance
Capital Assets, not being depreciated				
Land	\$3,387,611	\$598,340	\$0	\$3,985,951
Construction in Progress	<u>5,257,400</u>	<u>1,537,666</u>	<u>(4,779,238)</u>	<u>2,015,828</u>
Total Capital Assets, not being depreciated	<u>8,645,011</u>	<u>2,136,006</u>	<u>(4,779,238)</u>	<u>6,001,779</u>
Capital Assets, being depreciated:				
Buildings and Improvements	5,642,022	199,538	0	5,841,560
Vehicles, Machinery, and Equipment	4,439,061	1,018,037	(282,126)	5,174,972
Infrastructure	<u>0</u>	<u>4,745,356</u>	<u>0</u>	<u>4,745,356</u>
Total Capital Assets, being depreciated	<u>10,081,083</u>	<u>5,962,931</u>	<u>(282,126)</u>	<u>15,761,888</u>
Less Accumulated Depreciation:				
Buildings and Improvements	(1,937,366)	(121,730)	0	(2,059,096)
Vehicles, Machinery, and Equipment	(1,982,245)	(352,746)	219,455	(2,115,536)
Infrastructure	<u>0</u>	<u>(93,155)</u>	<u>0</u>	<u>(93,155)</u>
Total Accumulated Depreciation	<u>(3,919,611)</u>	<u>(567,631)</u>	<u>219,455</u>	<u>(4,267,787)</u>
Total Capital Assets, being depreciated, net	<u>6,161,472</u>	<u>5,395,300</u>	<u>(62,671)</u>	<u>11,494,101</u>
Governmental Activities Capital Assets, net	<u>\$14,806,483</u>	<u>\$7,531,306</u>	<u>(\$4,841,909)</u>	<u>\$17,495,880</u>

Depreciation expense was charged to governmental functions as follows:

Security of Persons and Property	
Police	\$130,720
Fire	134,810
Building	3,178
Community Environment	4,019
Public Works and Streets	257,280
Leisure Time Activities	34,027
General Government	<u>3,597</u>
Total	<u>\$567,631</u>

**CITY OF FOREST PARK, OHIO
NOTES TO THE FINANCIAL STATEMENTS**

NOTE 7 – COMPENSATED ABSENCES

Accumulated Unpaid Vacation

City employees earn vacation leave at varying rates based upon length of service. All employees may accrue a maximum of 25 days. Vacation days may not be carried over from year to the next without the approval of the City Manager. In the event of a termination of employment, death, or retirement, employees (or their estates) are paid for unused vacation leave.

Accumulated Unpaid Sick Leave

City employees earn sick leave at the rate of 10 hours per complete month of service (12 hours for Fire union employees). A maximum of 1,800 hours may be carried from one year to the next. Any hours over 1,800 accrued and not taken may be paid or used on a one for three basis by the end of the year. In the case of death or retirement, employees (or the employees' estates) are paid for one half of their accumulated leave with 900 hours being the maximum amount paid.

Accumulated Unpaid Compensatory Time

From time to time, employees may need, with prior approval from their supervisors, to work overtime. These overtime hours will usually be paid at the appropriate overtime rate; however, with permission of the supervisor, an employee may have the option of taking the overtime in compensatory time at one and one half times the amount of hours worked.

CITY OF FOREST PARK, OHIO
NOTES TO THE FINANCIAL STATEMENTS

NOTE 8 - LONG TERM DEBT

A schedule of changes in bonds and other long-term obligations of the City during the current year, follows:

<u>Governmental Activities</u>	<u>Amount Outstanding 12/31/03</u>	<u>Additions</u>	<u>Deletions</u>	<u>Amount Outstanding 12/31/04</u>	<u>Amounts Due in One Year</u>
<u>Unvoted General Obligation Bonds</u>					
3.25%-4.60% Various Purpose	\$6,280,000	\$0	\$(1,045,000)	\$5,235,000	\$945,000
3.20% Salt Storage Building	100,000	0	(30,000)	70,000	35,000
Total Unvoted General Obligation Bonds	6,380,000	0	(1,075,000)	5,305,000	980,000
<u>Public Works Issue 2 Loans</u>					
0.00% Northland Detention Basin	66,411	0	(7,813)	58,598	7,813
3.00% Dewdrop Circle Project	55,884	0	(11,780)	44,104	12,135
3.00% Reliance Road Culvert Project	38,156	0	(8,043)	30,113	8,286
3.00% West Kemper Road Project	69,633	0	(11,827)	57,806	12,185
Total Public Works Issue 2 Loans	230,084	0	(39,463)	190,621	40,419
Compensated Absences	455,225	83,122	(21,929)	516,418	43,853
Total Governmental Activities	\$7,065,309	\$83,122	\$(1,136,392)	\$6,012,039	\$1,064,272

The funds which will be used to pay the Compensated absences are as follows:
 General Fund - \$455,474, Street Fund - \$4,265, Fire Fund - \$39,121, Stormwater
 Fund - \$8,514, Environmental Grants Fund - \$2,246, and Health Care Reserve Fund -
 \$6,798.

CITY OF FOREST PARK, OHIO
NOTES TO THE FINANCIAL STATEMENTS

Principal and interest requirements to retire the City's long-term obligations outstanding at year-end are as follows:

Year Ending December 31	General Obligation Bonds		Public Works Issue 2 Loans		Total
	Principal	Interest	Principal	Interest	
2005	\$980,000	\$201,295	\$40,419	\$3,718	\$1,225,432
2006	695,000	169,463	41,405	2,732	908,600
2007	345,000	147,883	42,420	1,717	537,020
2008	355,000	136,153	32,218	671	524,042
2009	375,000	123,373	14,625	102	513,100
2010-2014	1,250,000	436,440	19,532	0	1,705,972
2015-2019	1,305,000	182,190	0	0	1,487,190
Total	<u>\$5,305,000</u>	<u>\$1,396,797</u>	<u>\$190,619</u>	<u>\$8,940</u>	<u>\$6,901,356</u>

The City is subject to certain constitutional and statutory general obligation debt limitations. As of December 31, 2004, the City has not exceeded the debt limitations.

NOTE 9 - INDUSTRIAL AND ECONOMIC DEVELOPMENT REVENUE BONDS

The City issues industrial and economic development revenue bonds. These bonds are not a liability, nor are the proceeds of the issues assets of the City and, accordingly, they are not reflected on the City's financial records. The City does not guarantee this debt nor is it backed by the full faith and credit of the City. Debt service on these issues is payable solely from the revenues of the Company and/or individual for whom the debt was issued.

As of December 31, 2004, there were three series of Industrial Revenue Bonds outstanding. The aggregate principal amount payable for the three series issued prior to December 31, 1996, could not be determined; however, their original issue amounts totaled \$6,870,000.

NOTE 10 - EMPLOYEE BENEFITS

Public Employees Retirement System

All full-time employees, other than non-administrative full-time police officers and firefighters, participate in the Public Employees Retirement System of Ohio (OPERS), a cost-sharing multiple-employer public employee retirement system administered by the Public Employees Retirement Board. OPERS provides basic

CITY OF FOREST PARK, OHIO
NOTES TO THE FINANCIAL STATEMENTS

retirement and disability benefits, annual cost of living adjustments, and death benefits to plan members and beneficiaries. Benefits are established by Chapter 145 of the Ohio Revised Code. OPERS issues a stand alone financial report which may be obtained by writing to the Ohio Public Employees Retirement System, 277 East Town Street, Columbus, Ohio 43215.

Members have a choice of three separate pension plans, a Traditional Pension Plan (TP), a Member-Directed Plan (MD) and a Combined Plan (CO). The TP Plan is a cost-sharing multiple-employer defined benefit pension plan. The MD Plan is a defined contribution plan in which members invest both member and employer contributions (employer contributions vest over five years at twenty percent per year). Under the MD Plan members accumulate retirement assets equal to the value of member and (vested) employer contributions plus any investment earnings thereon. The CO Plan is a cost-sharing multiple-employer defined benefit pension plan. Under the CO Plan employer contributions are invested by the retirement system to provide a formula retirement benefit similar in nature to the TP Plan benefit. Member contributions, the investment of which is self-directed by the members, accumulate retirement assets in a manner similar to the MD Plan.

OPERS provides retirement, disability, survivor and death benefits and annual cost of living adjustment to members of the TP and CO Plans. Members of the MD Plan do not qualify for the ancillary benefits.

Plan members are required to contribute 8.5 percent of their annual covered salary to fund pension obligations. The current year employer contribution rate was 13.55% of covered payroll; 9.55% was the portion paid for pension. Contributions are authorized by State statute. The contribution rates are determined actuarially. The City's required contributions to OPERS for the years ended December 31, 2004, 2003, and 2002 were \$425,337, \$405,255, and \$371,879, respectively. The full amount has been contributed for 2003 and 2002. Approximately 92% has been contributed for 2004 with the remainder being reported as liabilities within the paying fund.

Ohio Police and Fire Pension Fund

The City contributes to the Ohio Police and Fire Pension Fund (OP&F), a cost-sharing multiple-employer defined benefit pension plan. OP&F provides retirement and disability benefits, annual cost of living adjustments, and death benefits to plan members and beneficiaries. Benefits are established by the Ohio State Legislature and are codified in Chapter 742 of the Ohio Revised Code. OP&F issues a publicly available financial report that includes financial information and required supplementary information for the plan. That report may be obtained by writing to OP&F, 140 East Town Street, Columbus, Ohio 43215-5164.

Plan members are required to contribute 10% of their annual covered salary and the City is required to contribute 19.5% and 24% respectively for police officers and firefighters. The Ohio Revised Code provides statutory authority for employee and

CITY OF FOREST PARK, OHIO
NOTES TO THE FINANCIAL STATEMENTS

employer contributions. The City's required contributions to the Fund for the years ended December 31, 2004, 2003, and 2002 were \$715,202, \$665,907, and \$636,046, respectively. The full amount has been contributed for 2003 and 2002. Approximately 75% has been contributed for 2004 with the remainder being reported as a liability within the paying fund.

NOTE 11 - POSTEMPLOYMENT BENEFITS

Ohio Public Employees Retirement System

The Ohio Public Employees Retirement System (OPERS) provides postretirement health care coverage to age and service retirees with ten or more years of qualifying Ohio service credit. Health care coverage for disability recipients and primary survivor recipients is available. The health care coverage provided by the retirement system is considered an Other Postemployment Benefit (OPEB) as described in GASB Statement No. 12. A portion of each employer's contribution to OPERS is set aside for the funding of postretirement health care based on authority granted by State statute. The current year employer contribution rate was 13.55% of covered payroll; 5% was the portion that was used to fund health care.

Benefits are advance-funded using the entry age normal cost method. Significant actuarial assumptions, based on OPER's latest actuarial review performed as of December 31, 2003, include a rate of return on investments of 8%, an annual increase in active employee total payroll of 4% compounded annually (assuming no change in the number of active employees) and an additional increase in total payroll of between 0.5% and 6.3% based on additional annual pay increases.

Health care premiums were assumed to increase at the projected wage inflation rate plus an additional factor ranging from 1% to 6% for the next eight years. In subsequent years (nine and beyond) health care costs were assumed to increase at 4% (the projected wage inflation rate). On September 9, 2004, the OPERS Retirement Board adopted a Health Care Preservation Plan (HCPP) with an effective date of January 1, 2007. The HCPP restructures OPERS' health care coverage to improve the financial solvency of the fund in response to skyrocketing health care costs. Under the hCPP, retirees eligible for health care coverage will receive a graded monthly allocation based on their years of service at retirement. The Plan incorporates a cafeteria approach, offering a broad range of health care options that allow benefit recipients to use their monthly allocation to purchase health care coverage customized to meet their individual needs. If the monthly allocation exceeds the cost of the options selected, the excess is deposited into a Retiree Medical Account that can be used to fund future health care expenses.

All investments are carried at market. For actuarial valuation purposes, a smoothed market approach is used. Assets are adjusted to reflect 25% of unrealized market appreciation or depreciation on investment assets.

CITY OF FOREST PARK, OHIO
NOTES TO THE FINANCIAL STATEMENTS

At year end 2004, the number of active contributing participants in the Traditional and Combined Plans totaled 369,885. The City's actual contributions for the current year, which were used to fund postemployment benefits were \$125,560. The actual contribution and the actuarially required contribution amounts are the same. OPER's net assets available for payment of benefits at December 31, 2003, (the latest information available) were \$10.5 billion. The actuarially accrued liability and the unfunded actuarial accrued liability were \$26.9 billion and \$16.4 billion, respectively.

Ohio Police and Fire Pension Fund

The Ohio and Police Fire Pension Fund (OP&F) provides post-retirement health care coverage to any person who received or is eligible to receive a monthly benefit check or is a spouse or eligible dependent child of such person. An eligible dependent child is any child under the age of 18 whether or not the child is attending school or under the age of 22 if attending school full-time or on a 2/3 basis.

The health care coverage provided by the retirement system is considered an Other Postemployment Benefit (OPEB) as described in GASB Statement No. 12. The Ohio Revised Code provides the authority allowing the Ohio Police and Fire Pensions Fund's board of trustees to provide health care coverage and states that health care costs paid from the Ohio Police and Fire Pension Fund shall be included in the employer's contribution rate. Health care funding and accounting is on a pay as-you-go basis. The total police employer contribution rate is 19.5% of covered payroll and the total firefighter employer contribution rate is 24% of covered payroll, of which 7.75% of covered payroll was applied to the postemployment health care program during the current year. In addition, since July 1, 1992, most retirees have been required to contribute a portion of the cost of their health care coverage through a deduction from their monthly benefit payment.

The City's actual contributions for the current year that were used to fund postemployment benefits were \$147,787 for police and \$110,771 for fire. The OP&F's total health care expenses for the year ended December 31, 2003, (the latest information available) were \$150,853,148, which was net of member contributions of \$17,207,506. The number of OP&F participants eligible to receive health care benefits as of December 31, 2003, was 13,662 for police and 10,474 for firefighters.

NOTE 12 – CONTINGENT LIABILITIES

Litigation

The City management is of the opinion that the ultimate disposition of claims and legal proceedings will not have a material effect, if any, on the financial condition of the City.

CITY OF FOREST PARK, OHIO
NOTES TO THE FINANCIAL STATEMENTS

Federal and State Grants

The City participates in several federally assisted programs. These programs are subject to financial and compliance audits by the grantor or their representative. As of December 31, 2004, the audits of certain of these programs have not been completed. Such audits could lead to a request for reimbursement to the grantor agency for expenditures disallowed under the terms of the grant. Based on prior experience, the City believes such disallowance, if any, would be immaterial.

NOTE 13 – JOINTLY GOVERNED ORGANIZATION

The Waycross Community Programming Board is a jointly governed organization among the City of Forest Park, Village of Greenhills and Springfield Township that was formed during 1982. The jointly governed organization was formed for the purpose of providing community programming and cable regulatory services for their citizens. The Board of Directors is comprised of a chairman and fifteen individuals drawn from local residents of the three communities. Each community has five members on the Board (the chairman is not a resident of any of the communities). The degree of control exercised by any participating city or township is limited to its representation by their citizens. Elected officials of the three communities appoint individuals to serve on the Community Programming Board of Directors. The Board of Directors responsibilities include establishment and review of programming policies, resolution of policy disputes and questions of equal treatment for access users, fiscal controls and the creation and promotion of the media center and Community Access channels. In addition the Community Programming Board coordinates regulatory efforts for member communities and provides expertise on other matters regarding the local cable system(s) and other forms of electronic communications.

The Community Programming Board is not locked into services for these three entities alone. Communities may leave the joint effort or other communities could join.

The Communities involved have directed Time Warner Cable to pay the Community Programming Board for the use of the streets and other facilities in the operation of the Cable Television System during the life of the franchise a sum equal to five percent of the Gross Revenues for each and every quarter year of the franchise term. It should be noted that the franchise costs are paid directly by those who subscribe to the cable service. The fees are collected by Time Warner Cable and they have been directed by the participating communities to pay the franchise fees (which would otherwise go to the participating communities) to the Community Programming Board.

The City serves as the fiscal agent for the Community Programming Board. Their financial statements are presented within the City's Agency Funds.

**CITY OF FOREST PARK, OHIO
NOTES TO THE FINANCIAL STATEMENTS**

NOTE 14 – INTERFUND BALANCES AND TRANSFERS

Interfund transfers for the year ended December 31, 2004, consisted of the following:

Transfer To	Transfer From		Total
	General Fund	Non-major Governmental Funds	
Non-major Governmental Funds	\$454,568	\$21,207	\$475,775

Transfers are used to move revenues from the fund that statute or budget requires to collect them to the fund that statute or budget requires to expend them and unrestricted revenues collected in the general fund to finance various programs accounted for in other funds in accordance with budgetary authorizations; to segregate money for anticipated capital projects; to provide additional resources for current operations or debt service; and to return money to the fund from which it was originally provided once a project is completed.

The City had no transfers that either do not occur on a regular basis or were inconsistent with the purpose of the fund making the transfer.

Interfund balances at December 31, 2004, consisted of the following amounts and represented funds paid prior to receipt of grant funds due from other governments. \$120,300 was temporarily advanced from the General Fund to Non-major Governmental Funds. The grants are expected to be received shortly after the beginning of 2005.

NOTE 15 – SPECIAL OBLIGATION DEVELOPMENT REVENUE BONDS

During 2004 the City entered into an agreement with Cincinnati Mills L.L.C., the Port of Greater Cincinnati Development Authority, the City of Fairfield, the Winton Woods City School District, the Northwest Local School District, and the Fairfield City School District. The agreement provides for a Tax Increment Financing (TIF) project for the Cincinnati Mills Mall located in both the City of Forest Park and the City of Fairfield. The proceeds will be used for Public Parking and Infrastructure improvements on the Cincinnati Mills site. The agreement is for thirty years and bonds were issued in the name of the Port of Greater Cincinnati Development Authority in the amount of \$18,000,000 which is the current balance of the bonds at December 31, 2004. Debt service for the issue will be from the TIF as well as a Special Assessment District which includes the areas benefiting from the improvements. . These bonds are not a liability, nor are the proceeds of the issues assets of the City and, accordingly, they are not reflected on the City's financial records.

This Page Intentionally Left Blank

REQUIREMENTS FOR SUPPLEMENTARY INFORMATION

**REQUIRED
SUPPLEMENTARY
INFORMATION**

City of Forest Park
Required Supplementary Information
Schedule of Revenues, Expenditures and Changes in Fund Balance
Budget and Actual (Non-GAAP Budgetary Basis)
For the Year Ended December 31, 2004

General Fund				Variance with Final Budget Positive (Negative)
	Original Budget	Final Budget	Actual	
Revenues:				
Municipal Income Taxes	\$6,100,000	\$6,550,000	\$6,369,833	(\$180,167)
Property Taxes	946,900	994,200	981,519	(12,681)
Other Taxes	668,650	602,400	602,598	198
Intergovernmental Revenues	628,000	641,345	642,248	903
Special Assessments	10,000	10,300	10,315	15
Charges for Service	10,000	19,400	18,712	(688)
Fees, Licenses, and Permits	150,500	286,900	291,424	4,524
Investment Earnings	100,000	66,300	66,335	35
Fines and Forfeitures	120,000	128,000	129,198	1,198
All Other Revenues	105,000	172,925	197,027	24,102
Total Revenues	<u>8,839,050</u>	<u>9,471,770</u>	<u>9,309,209</u>	<u>(162,561)</u>
Expenditures:				
Security of Persons and Property:				
Police Department:				
Personal Services	3,334,479	3,304,479	3,267,094	37,385
Contractual Services	363,093	362,143	304,817	57,326
Supplies and Materials	94,483	94,484	83,119	11,365
Capital Outlay	250,112	274,612	268,521	6,091
Total Police Department	<u>4,042,167</u>	<u>4,035,718</u>	<u>3,923,551</u>	<u>112,167</u>
Building Department:				
Personal Services	288,920	284,920	269,995	14,925
Contractual Services	45,591	49,591	48,211	1,380
Supplies and Materials	4,887	4,887	3,916	971
Capital Outlay				0
Total Building Department	<u>339,398</u>	<u>339,398</u>	<u>322,122</u>	<u>17,276</u>
Total Security of Persons and Property	<u>4,381,565</u>	<u>4,375,116</u>	<u>4,245,673</u>	<u>129,443</u>
Public Health and Welfare:				
Health Services:				
Contractual Services	20,800	20,800	20,792	8
Total Health Services	<u>20,800</u>	<u>20,800</u>	<u>20,792</u>	<u>8</u>
Total Public Health and Welfare	<u>20,800</u>	<u>20,800</u>	<u>20,792</u>	<u>8</u>
Community Environment:				
Economic Development Department:				
Personal Services	164,139	164,139	159,484	4,655
Contractual Services	13,164	12,964	11,241	1,723
Supplies and Materials	535	535	474	61
Capital Outlay	0	200	199	1
Total Economic Development Department	<u>177,838</u>	<u>177,838</u>	<u>171,398</u>	<u>6,440</u>

Schedule of Revenues, Expenditures and Changes in Fund Balance
Required Supplementary Information
Budget and Actual (Non-GAAP Budgetary Basis)
For the Year Ended December 31, 2004

General Fund (continued)

	Original Budget	Final Budget	Actual	Variance with Final Budget Positive (Negative)
Economic Development Commission:				
Contractual Services	41,785	31,685	28,943	2,742
Supplies and Materials	310	410	362	48
Total Economic Development Commission	42,095	32,095	29,305	2,790
Community Development Department:				
Personal Services	249,673	249,673	240,632	9,041
Contractual Services	27,076	38,076	36,808	1,268
Supplies and Materials	3,950	3,950	3,587	363
Capital Outlay	500	500	140	360
Total Community Development Department	281,199	292,199	281,167	11,032
Beautification:				
Personal Services	5,900	5,900	5,900	0
Contractual Services	66,047	63,847	56,417	7,430
Supplies and Materials	1,400	1,400	1,290	110
Capital Outlay	0	12,200	11,634	566
Total Beautification	73,347	83,347	75,241	8,106
Community Services:				
Contractual Services	73,345	107,345	105,795	1,550
Supplies and Materials	5,350	5,350	1,232	4,118
Capital Outlay	915,630	901,630	882,952	18,678
Total Community Services	994,325	1,014,325	989,979	24,346
Total Community Environment	1,568,804	1,599,804	1,547,090	52,714
Public Works and Streets:				
Equipment Maintenance:				
Personal Services	177,120	178,320	175,236	3,084
Contractual Services	21,113	21,113	15,941	5,172
Supplies and Materials	114,721	159,721	155,634	4,087
Capital Outlay	6,840	6,840	6,727	113
Total Equipment Maintenance	319,794	365,994	353,538	12,456
Public Works:				
Personal Services	407,983	407,983	390,220	17,763
Contractual Services	668,392	622,192	505,533	116,659
Supplies and Materials	8,400	8,400	2,159	6,241
Capital Outlay	5,500	5,500	0	5,500
Total Public Works	1,090,275	1,044,075	897,912	146,163

City of Forest Park
Required Supplementary Information
Schedule of Revenues, Expenditures and Changes in Fund Balance
Budget and Actual (Non-GAAP Budgetary Basis)
For the Year Ended December 31, 2004

General Fund (continued)

	Original Budget	Final Budget	Actual	Variance with Final Budget Positive (Negative)
Engineering:				
Personal Services	38,866	38,866	38,087	779
Contractual Services	99,845	99,695	75,013	24,682
Supplies and Materials	607	757	460	297
Capital Outlay	2,100	2,100	183	1,917
Total Engineering	141,418	141,418	113,743	27,675
Street Lighting				
Contractual Services	78,814	78,714	77,381	1,333
Capital Outlay	15,000	15,100	15,067	33
Total Street Lighting	93,814	93,814	92,448	1,366
Municipal Building and Grounds:				
Personal Services	39,105	39,105	39,104	1
Contractual Services	214,650	209,650	180,840	28,810
Supplies and Materials	11,469	26,470	21,596	4,874
Capital Outlay	108,735	98,735	63,406	35,329
Total Municipal Building and Grounds	373,959	373,960	304,946	69,014
Total Public Works and Streets	2,019,260	2,019,261	1,762,587	256,674
Leisure Time Activities:				
Activity & Senior Centers				
Contractual Services	71,302	71,302	40,060	31,242
Supplies and Materials	2,600	2,600	2,291	309
Capital Outlay				0
Total Community Center/Swim Pool	73,902	73,902	42,351	31,551
Recreation:				
Personal Services	104,919	104,919	87,183	17,736
Contractual Services	62,798	62,798	49,930	12,868
Supplies and Materials	8,738	8,737	6,698	2,039
Capital Outlay				0
Total Recreation	176,455	176,454	143,811	32,643
Park Maintenance:				
Personal Services	137,908	137,908	131,272	6,636
Contractual Services	77,302	77,302	61,942	15,360
Supplies and Materials	16,961	21,961	17,929	4,032
Capital Outlay	17,465	12,465	9,158	3,307
Total Park Maintenance	249,636	249,636	220,301	29,335
Total Leisure Time Activities	499,993	499,992	406,463	93,529

City of Forest Park
Required Supplementary Information
Schedule of Revenues, Expenditures and Changes in Fund Balance
Budget and Actual (Non-GAAP Budgetary Basis)
For the Year Ended December 31, 2004

General Fund (continued)

	Original Budget	Final Budget	Actual	Variance with Final Budget Positive (Negative)
General Government:				
City Council:				
Personal Services	111,183	111,383	111,369	14
Contractual Services	75,882	75,681	67,815	7,866
Supplies and Materials	1,930	1,930	1,655	275
Capital Outlay	5,620	5,620	5,620	0
Total City Council	<u>194,615</u>	<u>194,614</u>	<u>186,459</u>	<u>8,155</u>
Mayor's Court:				
Personal Services	71,370	71,370	65,065	6,305
Contractual Services	57,527	57,527	53,922	3,605
Supplies and Materials	2,170	2,170	1,900	270
Capital Outlay	1,350	1,350	531	819
Total Mayor's Court	<u>132,417</u>	<u>132,417</u>	<u>121,418</u>	<u>10,999</u>
City Manager:				
Personal Services	342,619	342,619	312,573	30,046
Contractual Services	54,135	54,135	53,216	919
Supplies and Materials	5,954	5,954	3,337	2,617
Capital Outlay	5,940	5,940	5,837	103
Total City Manager	<u>408,648</u>	<u>408,648</u>	<u>374,963</u>	<u>33,685</u>
Finance/Tax:				
Personal Services	699,607	699,606	610,602	89,004
Contractual Services	87,664	87,664	72,262	15,402
Supplies and Materials	14,197	14,197	10,551	3,646
Capital Outlay	2,000	2,000	1,007	993
Total City Manager	<u>803,468</u>	<u>803,467</u>	<u>694,422</u>	<u>109,045</u>
Human Resources				
Personal Services	108,283	108,283	107,794	489
Contractual Services	33,328	37,828	37,627	201
Supplies and Materials	555	1,555	1,454	101
Capital Outlay				0
Total Human Resources	<u>142,166</u>	<u>147,666</u>	<u>146,875</u>	<u>791</u>
Elections:				
Contractual Services	12,500	9,900	9,898	2
Total Elections	<u>12,500</u>	<u>9,900</u>	<u>9,898</u>	<u>2</u>

City of Forest Park
Required Supplementary Information
Schedule of Revenues, Expenditures and Changes in Fund Balance
Budget and Actual (Non-GAAP Budgetary Basis)
For the Year Ended December 31, 2004

General Fund (continued)

	Original Budget	Final Budget	Actual	Variance with Final Budget Positive (Negative)
Information Services:				
Personal Services	83,106	83,106	82,065	1,041
Contractual Services	66,910	66,910	35,116	31,794
Supplies and Materials	1,883	1,883	1,631	252
Capital Outlay	91,789	91,789	52,528	39,261
Total Information Services	<u>243,688</u>	<u>243,688</u>	<u>171,340</u>	<u>72,348</u>
Other - Unclassified				
Personal Services	52,825	53,025	53,010	15
Contractual Services	203,932	203,932	186,071	17,861
Contingencies	100,000	100,000	0	100,000
Total Other - Unclassified	<u>356,757</u>	<u>356,957</u>	<u>239,081</u>	<u>117,876</u>
Total General Government	<u>2,294,259</u>	<u>2,297,357</u>	<u>1,944,456</u>	<u>352,901</u>
Total Expenditures	<u>10,784,681</u>	<u>10,812,330</u>	<u>9,927,061</u>	<u>885,269</u>
Excess (Deficiency of Revenues)				
Over (Under) Expenditures	(1,945,631)	(1,340,560)	(617,852)	(1,047,830)
Other Financing Sources (Uses):				
Proceeds from the Sale of Fixed Assets	15,000	1,200	1,200	0
Advances In	383,550	382,750	382,766	16
Advances Out		(120,300)	(120,300)	0
Transfers Out	(454,110)	(455,760)	(454,569)	1,191
Total Other Financing Sources (Uses)	<u>(55,560)</u>	<u>(192,110)</u>	<u>(190,903)</u>	<u>1,207</u>
Net Change in Fund Balance	<u>(2,001,191)</u>	<u>(1,532,670)</u>	<u>(808,755)</u>	<u>(1,046,623)</u>
Fund Balance at Beginning of Year	4,092,081	4,092,081	4,092,081	0
Prior Year Encumbrances	1,415,572	1,415,572	1,415,572	0
Fund Balance at End of Year	<u>\$3,506,462</u>	<u>\$3,974,983</u>	<u>\$4,698,898</u>	<u>(\$1,046,623)</u>

City of Forest Park
Required Supplementary Information
Schedule of Revenues, Expenditures and Changes in Fund Balance
Budget and Actual (Non-GAAP Budgetary Basis)
For the Year Ended December 31, 2004

	Fire Fund			Variance with Final Budget Positive (Negative)
	Original Budget	Final Budget	Actual	
Revenues:				
Property Taxes	\$2,713,450	\$2,928,625	\$2,858,361	(\$70,264)
Intergovernmental Revenues	436,360	420,996	346,443	(74,553)
Charges for Service	400,000	449,300	456,221	6,921
Fees, Licenses, and Permits	4,500	17,600	17,043	(557)
Investment Earnings	25,500	19,500	19,501	1
All Other Revenues	200	20,625	20,644	19
Total Revenues	<u>3,580,010</u>	<u>3,856,646</u>	<u>3,718,213</u>	<u>(138,433)</u>
Expenditures:				
Security of Persons and Property:				
Fire Department:				
Personal Services	2,550,942	2,580,942	2,566,267	14,675
Contractual Services	382,170	349,670	316,104	33,566
Supplies and Materials	166,790	169,290	165,986	3,304
Capital Outlay	953,108	945,108	846,398	98,710
Other - Unclassified	0	8,000	5,590	2,410
Debt Service:				
Principal Retirement	8,465	8,465	8,462	3
Interest and Fiscal Charges	910	910	909	1
Total Expenditures	<u>4,062,385</u>	<u>4,062,385</u>	<u>3,909,716</u>	<u>152,669</u>
Excess (Deficiency of Revenues) Over (Under) Expenditures	(482,375)	(205,739)	(191,503)	14,236
Other Financing Sources (Uses):				
Proceeds from the Sale of Fixed Assets	100,000	0	0	0
Total Other Financing Sources (Uses)	<u>100,000</u>	<u>0</u>	<u>0</u>	<u>0</u>
Net Change in Fund Balance	<u>(382,375)</u>	<u>(205,739)</u>	<u>(191,503)</u>	<u>14,236</u>
Fund Balance at Beginning of Year	1,214,013	1,214,013	1,214,013	0
Prior Year Encumbrances	141,165	141,165	141,165	0
Fund Balance at End of Year	<u>\$972,803</u>	<u>\$1,149,439</u>	<u>\$1,163,675</u>	<u>\$14,236</u>

CITY OF FOREST PARK, OHIO
NOTES TO REQUIRED SUPPLEMENTARY INFORMATION
YEAR ENDED DECEMBER 31, 2004

Budgetary Process

The City follows these procedures in establishing and legally adopting the budgetary information for all funds that are legally required to be budgeted and appropriated, however, only governmental funds are required to be reported.

- (1) The Administration prepares the annual budget and submits it to the City Council for adoption. This budget is based upon estimated receipts and expenditures.
- (2) Prior to holding a public hearing on the proposed budget, it is made available for review by the public at the offices of the Clerk of Council.
- (3) City Council holds a public hearing on the proposed budget.
- (4) City Council adopts the budget, by fund, for the following year by ordinance on or before July 15th of each year.
- (5) After adoption, the budget and the ordinance that is approved are certified to the County Budget Commission by July 20th. The Commission conducts another public hearing and determines if the budget fairly represents the needs of the City.
- (6) The City accepts by legislation the County Budget Commission's estimated necessary property tax rate. Their acceptance must be certified to the County Auditor on or before October 1st.
- (7) The Finance Director files a certificate of estimated resources and expenditures for the ensuing year on or about January 1st.
- (8) On or before January 1st, an appropriation measure, by fund, is passed by City Council for the ensuing year. The budgeted amounts by department or expenditure category reflected in the financial statements and supplemental data include this initial appropriation measure and all revisions thereto for the year, as described below.
- (9) The Finance Director prepares ordinances to amend the original appropriations in order to reflect any changes of appropriation in expenditure categories within any fund and these changes must be approved by City Council. In accordance with the City's Administrative Policy, expenditures may not exceed appropriations at the expenditure legal level of control for each fund (activity within a program within a fund).

During 2004, two ordinances were passed to amend or to supplement the budgetary appropriation, resulting in additional appropriations from

CITY OF FOREST PARK, OHIO
NOTES TO REQUIRED SUPPLEMENTARY INFORMATION
YEAR ENDED DECEMBER 31, 2004

unappropriated revenue sources and internal fund transfers from one appropriated expenditure category to another.

(10) At the close of each fiscal year, the unencumbered balance of each appropriation reverts to the fund from which it was appropriated, and is subject to future appropriation. The encumbrances outstanding at year-end represent the estimated amount of the expenditures ultimately to result if unperformed contracts in process at year-end are completed. The encumbrances appropriated balance is carried forward to the succeeding fiscal year and, according to statute need not be reappropriated.

Budgetary Basis of Accounting

While the City is reporting financial position, results of operations and changes in fund balance on the basis of generally accepted accounting principles (GAAP), the budgetary basis as provided by law is based upon accounting for certain transactions on a basis of cash receipts, disbursements and encumbrances. The Statement of Revenues, Expenditures and Changes in Fund Balances - Budget (Non-GAAP Basis) and Actual presented for the general fund is presented on the budgetary basis to provide a meaningful comparison of actual results with the budget. The major differences between the budget basis and GAAP basis are as follows:

1. Revenues are recorded when received in cash (budget) as opposed to when susceptible to accrual (GAAP).
2. Expenditures/expenses are recorded when paid in cash (budget) as opposed to when the liability is incurred (GAAP).
3. Encumbrances are treated as expenditures (budget) rather than as a reservation of fund balance (GAAP).
4. Advances-in and advances-out are operating transactions (budget) as opposed to balance sheet transactions (GAAP).

The following table summarizes the adjustments necessary to reconcile the GAAP basis statements to the budgetary basis statements for the general fund.

CITY OF FOREST PARK, OHIO
NOTES TO REQUIRED SUPPLEMENTARY INFORMATION
YEAR ENDED DECEMBER 31, 2004

Net Change in Fund Balance		
	General Fund	Fire Fund
GAAP Basis	(\$735,309)	(\$621,226)
Net Adjustment for Revenue Accruals	235,062	552,725
Net Adjustment for Expenditure Accruals	94,841	6,616
Advances	262,466	0
Encumbrances	(665,815)	(129,618)
Budget Basis	(\$808,755)	(\$191,503)

Encumbrances

Encumbrances for purchase orders, contracts and other commitments are recorded in the governmental funds to reserve that portion of the applicable appropriation. Encumbrances outstanding at year-end are reported as reserves of the fund balances since they do not constitute expenditures or liabilities.

GENERAL FUND

The General Fund is used to account for all financial resources traditionally associated with governments, except those required to be accounted for in another fund.

SPECIAL REVENUE FUNDS

Special Revenue Funds are established to account for revenues from specific sources which are legally restricted to be expended for specific purposes. The City maintained the following Special Revenue funds for 2004:

Major Special Revenue Fund:

Fire Levy Fund - This fund is used to account for revenues received from property taxes specifically earmarked for fire protection by a levy passed by the City's electorate.

Non-major Special Revenue Funds:

Street Construction - Maintenance and Repair Fund (Street Fund) - This fund is used to account for 92.5% of the City's share of state gasoline tax revenue and motor vehicle license fees. State law requires that such monies be spent on street construction and maintenance.

State Highway Improvement Fund - This fund is used to account for the remaining 7.5% of the City's share of state gasoline tax revenue and motor vehicle license fees. State law requires that such monies be spent on maintenance and improvement of state highways within the City.

Stormwater Management Utility Fund - This fund is used to account for the operations of the City's Stormwater Management Utility.

Environmental Grants Fund - This fund is used to account for grant proceeds received from the State of Ohio for Litter Prevention activities.

Urban Renewal Fund - This fund is used to account for the proceeds of the bonds issued for the Urban Renewal District with related revenue and expenditures.

Carillon Business Park TIF Fund - This fund is used to account for the proceeds of the bonds issued for the Tax Increment Financing District with related revenue and expenditures.

Law Enforcement Trust Fund - This fund contains monies derived from the sale of property/automobiles seized by the police in relation to drug investigations.

DARE Special Revenue Fund - This fund reflects the activities of the DARE program along with costs associated with the west-side substation.

Law Enforcement Grant Fund - This fund was used to account for various grants that have been received for law enforcement purposes. During 2003, we had the Cops in Schools Grant and the Terrorism Awareness Grant reflected in this fund.

Health Care Reserve Fund - This fund is established to self-fund a portion of the employee health care costs.

Home Improvement Loan Fund - This fund is established to help eligible Forest Park residents with the home improvement expenditures. The City will be reimbursed by the Hamilton County for advances to residents for such home improvements.

DEBT SERVICE FUND

The Debt Service Fund is used to account for the accumulation of resources and payment of general obligation bonds and principal and interest on bond anticipation notes of General Fund.

CAPITAL PROJECTS FUNDS

Capital Project Funds are established to account for revenues and expenditures related to the acquisition or construction of capital facilities which are not financed by proprietary funds. Capital facilities are defined as major and permanent in nature. Capital Project Funds maintained during 2004 are as follows:

Capital Improvement Project Fund - This was established pursuant to Section 12.07 of the City Charter. It is to provide for public improvements and/or equipment needed for the use of the Municipality. Such improvements or equipment shall have a minimum useful life expectancy of three years.

Economic Development Fund - This fund has been used to account for the acquisition, construction and debt service for the Kemper Meadow Business Center. It may also be used for the purchase, rehabilitation, and resale of properties.

OPWC – Mill Road, Phase II Fund - This fund was established to provide for the accounting required for the grant and matching funds for the Mill Road, Phase II project.

OPWC – Riparian Corridor Restoration Fund - This fund was established to provide for the accounting required for the grant and matching funds for the Riparian Corridor Restoration project.

OPWC – Q-Lube Green Space Acquisition Fund - This fund was established to provide for the accounting required for the grant and matching funds for the Q-Lube Green Space Acquisition project.

AGENCY FUNDS

Agency funds are used to account for assets held in a custodial capacity.

Community Programming Board - This fund is used to account for the activities of the Community Programming Board (CPB), a cable television operation funded in portion by cable franchise fees. The City of Forest Park performs accounting services for CPB, and the employees of CPB are considered employees of the City for purposes of employee benefits.

Mayor's Court Fund - This fund accounts for dollars collected by the Court which must be sent to the state or returned to the individual who has posted a bond.

Refundable Fees - This fund contains deposits for special hearings, performance bonds, recreation deposits, and 7-year returnable fees.

**City of Forest Park
Combining Balance Sheet
Nonmajor Governmental Funds
December 31, 2004**

	Nonmajor Special Revenue Funds	Nonmajor Debt Service Fund	Nonmajor Capital Project Funds	Total Nonmajor Governmental Funds
Assets:				
Pooled Cash and Investments	\$2,975,710	\$0	\$570,186	\$3,545,896
Receivables (net of allowance for uncollectibles):				
Interest	5,881	0	871	6,752
Other Revenue	16,548	0	0	16,548
Due From Other Governments	436,945	0	120,814	557,759
Prepaid Items	704	0	0	704
Total Assets	<u>3,435,788</u>	<u>0</u>	<u>691,871</u>	<u>4,127,659</u>
Liabilities:				
Accounts Payable	53,373	0	0	53,373
Accrued Wages and Benefits Payable	32,826	0	0	32,826
Due to Other Funds	0	0	120,300	120,300
Deferred Revenue	323,698	0	434	324,132
Total Liabilities	<u>409,897</u>	<u>0</u>	<u>120,734</u>	<u>530,631</u>
Fund Balances:				
Reserved for Encumbrances	387,804	0	0	387,804
Reserved for Prepaid Items	704	0	0	704
Unreserved/Undesignated	2,637,383	0	571,137	3,208,520
Total Fund Balances	<u>3,025,891</u>	<u>0</u>	<u>571,137</u>	<u>3,597,028</u>
Total Liabilities and Fund Balances	<u>\$3,435,788</u>	<u>\$0</u>	<u>\$691,871</u>	<u>\$4,127,659</u>

City of Forest Park
Combining Statement of Revenues, Expenditures and Changes in Fund Balance
Nonmajor Governmental Funds
For the Year Ended December 31, 2004

	Nonmajor Special Revenue Funds	Nonmajor Debt Service Fund	Nonmajor Capital Project Funds	Total Nonmajor Governmental Funds
Revenues:				
Other Local Taxes	\$731,667	\$0	\$0	\$731,667
Intergovernmental Revenues	284,782	0	501,116	785,898
Special Assessments	512,840	0	0	512,840
Charges for Service	556,396	0	0	556,396
Fees, Licenses, and Permits	9,754	0	0	9,754
Investment Earnings	37,835	0	5,190	43,025
Fines and Forfeitures	309	0	0	309
All Other Revenues	53,925	0	217,000	270,925
Total Revenue	<u>2,187,508</u>	<u>0</u>	<u>723,306</u>	<u>2,910,814</u>
Expenditures:				
Current:				
Security of Persons and Property:				
Police Department	24,207	0	0	24,207
Community Environment	128,620	0	0	128,620
Public Works and Streets:	986,383	0	0	986,383
General Government	6,858	0	0	6,858
Capital Outlay	955,818	0	753,121	1,708,939
Debt Service				
Principal	743,099	239,538	123,364	1,106,001
Interest	187,084	41,633	12,312	241,029
Total Expenditures	<u>3,032,069</u>	<u>281,171</u>	<u>888,797</u>	<u>4,202,037</u>
Excess (Deficiency) of Revenues Over Expenditures	(844,561)	(281,171)	(165,491)	(1,291,223)
Other Financing Sources (Uses)				
Proceeds from Sale of Fixed Assets	0	0	0	0
Transfers In	43,397	281,171	151,207	475,775
Transfers Out	(20,000)	0	(1,207)	(21,207)
Total Other Financing Sources (Uses)	<u>23,397</u>	<u>281,171</u>	<u>150,000</u>	<u>454,568</u>
Net Change in Fund Balances	(821,164)	0	(15,491)	(836,655)
Fund Balances -- Beginning	3,847,055	0	586,628	4,433,683
Fund Balances -- Ending	<u>\$3,025,891</u>	<u>\$0</u>	<u>\$571,137</u>	<u>\$3,597,028</u>

City of Forest Park
Combining Balance Sheet
Nonmajor Special Revenue Funds
December 31, 2004

	Street Fund	State Highway Fund	Stormwater Management Utility Fund	Environmental Grants Fund	Urban Renewal Fund
Assets:					
Pooled Cash and Investments	\$563,333	\$144,045	\$664,678	\$313,979	\$1,110,638
Receivables (net of allowance for uncollectibles):					
Interest	901	228	1,227	443	2,458
Other Revenue			16,548		
Due From Other Governments	350,046	27,978	23,365	322	21,757
Prepaid Items	704				
Total Assets	<u>914,984</u>	<u>172,251</u>	<u>705,818</u>	<u>314,744</u>	<u>1,134,853</u>
Liabilities:					
Accounts Payable	3,558	435	38,791	4,043	655
Accrued Wages and Benefits Payable	19,958	80	6,951	5,837	
Due to Other Funds					
Deferred Revenue	233,875	18,656	34,176	221	22,983
Total Liabilities	<u>257,391</u>	<u>19,171</u>	<u>79,918</u>	<u>10,101</u>	<u>23,638</u>
Fund Balances:					
Reserved for Encumbrances	211,582	82	32,867	3,258	134,157
Reserved for Prepaid Items	704	0	0	0	0
Unreserved/Undesignated	445,307	152,998	593,033	301,385	977,058
Total Fund Balances	<u>657,593</u>	<u>153,080</u>	<u>625,900</u>	<u>304,643</u>	<u>1,111,215</u>
Total Liabilities and Fund Balances	<u>\$914,984</u>	<u>\$172,251</u>	<u>\$705,818</u>	<u>\$314,744</u>	<u>\$1,134,853</u>

Carillon Business Park TIF Fund	Law Enforcement Trust Fund	DARE Special Revenue Fund	Law Enforcement Grant Fund	Health Care Reserve Fund	Home Improvement Loan Fund	Total Non-Major Special Revenue Funds
\$42,391	\$5,980	\$8,800	\$0	\$108,288	\$13,578	\$2,975,710
430			0	172	22	5,881
13,477			0			16,548
			0			436,945
			0			704
<u>56,298</u>	<u>5,980</u>	<u>8,800</u>	<u>0</u>	<u>108,460</u>	<u>13,600</u>	<u>3,435,788</u>
		33	0	5,858		53,373
			0			32,826
			0			0
13,691			0	85	11	323,698
<u>13,691</u>	<u>0</u>	<u>33</u>	<u>0</u>	<u>5,943</u>	<u>11</u>	<u>409,897</u>
0	0	0	0	5,858	0	387,804
0	0	0	0	0	0	704
42,607	5,980	8,767	0	96,659	13,589	2,637,383
<u>42,607</u>	<u>5,980</u>	<u>8,767</u>	<u>0</u>	<u>102,517</u>	<u>13,589</u>	<u>3,025,891</u>
<u>\$56,298</u>	<u>\$5,980</u>	<u>\$8,800</u>	<u>\$0</u>	<u>\$108,460</u>	<u>\$13,600</u>	<u>\$3,435,788</u>

City of Forest Park
Combining Balance Sheet
Nonmajor Capital Project Funds
December 31, 2004

	Capital Improvement Projects Fund	Economic Development Fund	OPWC Mill Road Phase II Fund	OPWC Riparian Corridor Fund
Assets:				
Pooled Cash and Investments	\$301,484	\$268,702	\$0	\$0
Receivables (net of allowance for uncollectibles):				
Interest	437	434	0	0
Due From Other Governments	0	0	0	0
Total Assets	<u>301,921</u>	<u>269,136</u>	<u>0</u>	<u>0</u>
Liabilities:				
Due to Other Funds	0	0	0	0
Deferred Revenue	218	216	0	0
Total Liabilities	<u>218</u>	<u>216</u>	<u>0</u>	<u>0</u>
Fund Balances:				
Reserved for Encumbrances	0	0	0	0
Unreserved/Undesignated	301,703	268,920	0	0
Total Fund Balances	<u>301,703</u>	<u>268,920</u>	<u>0</u>	<u>0</u>
Total Liabilities and Fund Balances	<u>\$301,921</u>	<u>\$269,136</u>	<u>\$0</u>	<u>\$0</u>

OPWC Q Lube Acquisition Fund	Total Non-Major Capital Project Funds
\$0	\$570,186
0	871
<u>120,814</u>	<u>120,814</u>
<u>120,814</u>	<u>691,871</u>
120,300	120,300
0	434
<u>120,300</u>	<u>120,734</u>
0	0
<u>514</u>	<u>571,137</u>
<u>514</u>	<u>571,137</u>
<u>\$120,814</u>	<u>\$691,871</u>

City of Forest Park
Combining Statement of Revenues, Expenditures, and Changes in Fund Balance
Nonmajor Special Revenue Funds
For the Year Ended December 31, 2004

	Street Fund	State Highway Fund	Stormwater Management Utility Fund	Environmental Grants Fund	Urban Renewal Fund
Revenues:					
Other Local Taxes	\$676,792	\$54,875			
Intergovernmental Revenues	133,597	10,832		48,127	42,743
Special Assessments					358,016
Charges for Service			556,396		
Fees, Licenses, and Permits			9,254	500	
Investment Earnings	5,490	1,301	7,361	2,881	17,417
Fines and Forfeitures					
All Other Revenues	249		434	47,692	
Total Revenue	<u>816,128</u>	<u>67,008</u>	<u>573,445</u>	<u>99,200</u>	<u>418,176</u>
Expenditures:					
Current:					
Security of Persons and Property:					
Police Department					
Community Environment					
Environmental Grants				128,620	
Public Works and Streets:					
Streets	623,418	44,705			94,484
Stormwater Management			223,776		
General Government					
Capital Outlay	85,647		312,854	345	543,129
Debt Service					
Principal	53,416		92,856		436,827
Interest	5,744		18,586		25,564
Total Expenditures	<u>768,225</u>	<u>44,705</u>	<u>648,072</u>	<u>128,965</u>	<u>1,100,004</u>
Excess (Deficiency) of Revenues Over Expenditures	47,903	22,303	(74,627)	(29,765)	(681,828)
Other Financing Sources (Uses)					
Proceeds from Sale of Fixed Assets					
Transfers In				42,926	
Transfers Out			(20,000)		
Total Other Financing Sources (Uses)	<u>0</u>	<u>0</u>	<u>(20,000)</u>	<u>42,926</u>	<u>0</u>
Net Change in Fund Balances	47,903	22,303	(94,627)	13,161	(681,828)
Fund Balances -- Beginning	609,690	130,777	720,527	291,482	1,793,043
Fund Balances -- Ending	<u>\$657,593</u>	<u>\$153,080</u>	<u>\$625,900</u>	<u>\$304,643</u>	<u>\$1,111,215</u>

<u>Carillon Business Park TIF Fund</u>	<u>Law Enforcement Trust Fund</u>	<u>DARE Special Revenue Fund</u>	<u>Law Enforcement Grant Fund</u>	<u>Health Care Reserve Fund</u>	<u>Home Improvement Loan Fund</u>	<u>Total Non-Major Special Revenue Funds</u>
						\$731,667
23,775			25,047		661	284,782
154,824						512,840
						556,396
						9,754
2,240				1,017	128	37,835
	309					309
	300	692	4,433		125	53,925
<u>180,839</u>	<u>609</u>	<u>692</u>	<u>29,480</u>	<u>1,017</u>	<u>914</u>	<u>2,187,508</u>
	6,972	4,522	12,713			24,207
						128,620
						762,607
						223,776
				5,858	1,000	6,858
			13,843			955,818
160,000						743,099
137,190						187,084
<u>297,190</u>	<u>6,972</u>	<u>4,522</u>	<u>26,556</u>	<u>5,858</u>	<u>1,000</u>	<u>3,032,069</u>
(116,351)	(6,363)	(3,830)	2,924	(4,841)	(86)	(844,561)
						0
			471			43,397
						(20,000)
<u>0</u>	<u>0</u>	<u>0</u>	<u>471</u>	<u>0</u>	<u>0</u>	<u>23,397</u>
(116,351)	(6,363)	(3,830)	3,395	(4,841)	(86)	(821,164)
158,958	12,343	12,597	(3,395)	107,358	13,675	3,847,055
<u>\$42,607</u>	<u>\$5,980</u>	<u>\$8,767</u>	<u>\$0</u>	<u>\$102,517</u>	<u>\$13,589</u>	<u>\$3,025,891</u>

City of Forest Park
Statement of Revenues, Expenditures, and Changes in Fund Balance
Nonmajor Debt Service Fund
For the Year Ended December 31, 2004

	<u>Debt Service Fund</u>
Revenues:	
Investment Earnings	\$0
Total Revenue	<u>0</u>
Expenditures:	
Current:	
Debt Service	
Principal	239,538
Interest	41,633
Total Expenditures	<u>281,171</u>
Excess (Deficiency) of Revenues Over Expenditures	(281,171)
Other Financing Sources (Uses)	
Transfers In	281,171
Total Other Financing Sources (Uses)	<u>281,171</u>
Net Change in Fund Balances	0
Fund Balances -- Beginning	<u>0</u>
Fund Balances -- Ending	<u><u>\$0</u></u>

This Page Intentionally Left Blank

City of Forest Park
Combining Statement of Revenues, Expenditures, and Changes in Fund Balance
Nonmajor Capital Project Funds
For the Year Ended December 31, 2004

	Capital Improvement Projects Fund	Economic Development Fund	OPWC Mill Road Phase II Fund	OPWC Riparian Corridor Fund
Revenues:				
Intergovernmental Revenues				124,162
Investment Earnings	2,598	2,592		
All Other Revenues				
Total Revenue	<u>2,598</u>	<u>2,592</u>	<u>0</u>	<u>124,162</u>
Expenditures:				
Capital Outlay				165,550
Debt Service				
Principal		123,364		
Interest		12,312		
Total Expenditures	<u>0</u>	<u>135,676</u>	<u>0</u>	<u>165,550</u>
Excess (Deficiency) of Revenues Over Expenditures	2,598	(133,084)	0	(41,388)
Other Financing Sources (Uses)				
Transfers In	26,207	125,000	0	
Transfers Out	0	0	(1,207)	
Total Other Financing Sources (Uses)	<u>26,207</u>	<u>125,000</u>	<u>(1,207)</u>	<u>0</u>
Net Change in Fund Balances	28,805	(8,084)	(1,207)	(41,388)
Fund Balances -- Beginning	<u>272,898</u>	<u>277,004</u>	<u>1,207</u>	<u>41,388</u>
Fund Balances -- Ending	<u><u>301,703</u></u>	<u><u>268,920</u></u>	<u><u>0</u></u>	<u><u>0</u></u>

OPWC Q Lube Acquisition Fund	Total Non-Major Capital Project Funds
376,954	501,116
	5,190
217,000	217,000
<u>593,954</u>	<u>723,306</u>
587,571	753,121
	123,364
	12,312
<u>587,571</u>	<u>888,797</u>
6,383	(165,491)
	151,207
	(1,207)
<u>0</u>	<u>150,000</u>
6,383	(15,491)
(5,869)	586,628
<u>514</u>	<u>571,137</u>

City of Forest Park
Schedule of Revenues, Expenditures and Changes in Fund Balance
Budget and Actual (Non-GAAP Budgetary Basis)
For the Year Ended December 31, 2004

	Street Fund			Variance with Final Budget Positive (Negative)
	Original Budget	Final Budget	Actual	
Revenues:				
Other Local Taxes	\$590,000	\$663,850	\$663,831	(\$19)
Intergovernmental Revenues	143,000	124,600	130,412	5,812
Investment Earnings	8,000	6,250	6,279	29
Total Revenues	<u>741,000</u>	<u>794,700</u>	<u>800,522</u>	<u>5,822</u>
Expenditures:				
Public Works and Streets:				
Streets:				
Personal Services	287,517	287,517	282,118	5,399
Contractual Services	287,604	287,604	273,528	14,076
Supplies and Materials	70,069	90,069	84,636	5,433
Capital Outlay	312,075	312,075	280,647	31,428
Debt Service:				
Principal Retirement	53,420	53,420	53,416	4
Interest and Fiscal Charges	5,750	5,750	5,744	6
Total Expenditures	<u>1,016,435</u>	<u>1,036,435</u>	<u>980,089</u>	<u>56,346</u>
Net Change in Fund Balance	<u>(275,435)</u>	<u>(241,735)</u>	<u>(179,567)</u>	<u>62,168</u>
Fund Balance at Beginning of Year	348,470	348,470	348,470	0
Prior Year Encumbrances	176,658	176,658	176,658	0
Fund Balance at End of Year	<u><u>\$249,693</u></u>	<u><u>\$283,393</u></u>	<u><u>\$345,561</u></u>	<u><u>\$62,168</u></u>

City of Forest Park
Schedule of Revenues, Expenditures and Changes in Fund Balance
Budget and Actual (Non-GAAP Budgetary Basis)
For the Year Ended December 31, 2004

State Highway Fund

	Original Budget	Final Budget	Actual	Variance with Final Budget Positive (Negative)
Revenues:				
Other Local Taxes	\$49,000	\$52,000	\$53,824	\$1,824
Intergovernmental Revenues	11,700	10,000	10,574	574
Investment Earnings	2,250	1,450	1,483	33
Total Revenues	<u>62,950</u>	<u>63,450</u>	<u>65,881</u>	<u>2,431</u>
Expenditures:				
Public Works and Streets:				
State Highway:				
Personal Services	6,050	6,050	6,050	0
Contractual Services	42,751	22,751	11,196	11,555
Supplies and Materials	14,944	34,944	29,060	5,884
Capital Outlay	1,000	1,000	0	1,000
Total State Highway	<u>64,745</u>	<u>64,745</u>	<u>46,306</u>	<u>18,439</u>
Total Expenditures	<u>64,745</u>	<u>64,745</u>	<u>46,306</u>	<u>18,439</u>
Net Change in Fund Balance	<u>(1,795)</u>	<u>(1,295)</u>	<u>19,575</u>	<u>20,870</u>
Fund Balance at Beginning of Year	122,107	122,107	122,107	0
Prior Year Encumbrances	1,795	1,795	1,795	0
Fund Balance at End of Year	<u>\$122,107</u>	<u>\$122,607</u>	<u>\$143,477</u>	<u>\$20,870</u>

City of Forest Park
Schedule of Revenues, Expenditures and Changes in Fund Balance
Budget and Actual (Non-GAAP Budgetary Basis)
For the Year Ended December 31, 2004

Stormwater Management Utility Fund

	Original Budget	Final Budget	Actual	Variance with Final Budget Positive (Negative)
Revenues:				
Charges for Service	\$560,000	\$545,000	\$553,027	\$8,027
Fees, Licenses, and Permits	14,200	8,150	9,254	1,104
Investment Earnings	12,000	8,475	8,491	16
All Other Revenues	0	0	210	210
Total Revenues	<u>586,200</u>	<u>561,625</u>	<u>570,982</u>	<u>9,357</u>
Expenditures:				
Public Works and Streets:				
Stormwater Management:				
Personal Services	125,660	125,660	123,358	2,302
Contractual Services	157,019	157,019	113,767	43,252
Supplies and Materials	2,050	2,050	495	1,555
Capital Outlay	518,970	518,970	338,636	180,334
Other - Unclassified	5,000	5,000	4,462	538
Debt Service:				
Principal Retirement	92,860	92,860	92,856	4
Interest and Fiscal Charges	18,590	18,590	18,586	4
Total Expenditures	<u>920,149</u>	<u>920,149</u>	<u>692,160</u>	<u>227,989</u>
Excess (Deficiency of Revenues) Over (Under) Expenditures	(333,949)	(358,524)	(121,178)	237,346
Other Financing Sources (Uses):				
Transfers Out	(20,000)	(20,000)	(20,000)	0
Total Other Financing Sources (Uses)	<u>(20,000)</u>	<u>(20,000)</u>	<u>(20,000)</u>	<u>0</u>
Net Change in Fund Balance	<u>(353,949)</u>	<u>(378,524)</u>	<u>(141,178)</u>	<u>237,346</u>
Fund Balance at Beginning of Year	566,727	566,727	566,727	0
Prior Year Encumbrances	165,724	165,724	165,724	0
Fund Balance at End of Year	<u>\$378,502</u>	<u>\$353,927</u>	<u>\$591,273</u>	<u>\$237,346</u>

City of Forest Park
Schedule of Revenues, Expenditures and Changes in Fund Balance
Budget and Actual (Non-GAAP Budgetary Basis)
For the Year Ended December 31, 2004

Environmental Grants Fund

	Original Budget	Final Budget	Actual	Variance with Final Budget Positive (Negative)
Revenues:				
Intergovernmental Revenues	\$45,000	\$48,125	\$48,127	\$2
Fees, Licenses, and Permits	300	400	500	100
Investment Earnings	4,500	3,350	3,364	14
All Other Revenues	46,450	47,750	47,370	(380)
Total Revenues	<u>96,250</u>	<u>99,625</u>	<u>99,361</u>	<u>(264)</u>
Expenditures:				
Community Environment:				
Environmental Grants:				
Personal Services	102,542	102,542	99,539	3,003
Contractual Services	30,500	31,500	31,493	7
Supplies and Materials	2,800	1,800	1,241	559
Capital Outlay	1,000	1,000	345	655
Total Expenditures	<u>136,842</u>	<u>136,842</u>	<u>132,618</u>	<u>4,224</u>
Excess (Deficiency of Revenues) Over (Under) Expenditures	(40,592)	(37,217)	(33,257)	3,960
Other Financing Sources (Uses):				
Transfers In	42,926	42,926	42,926	0
Total Other Financing Sources (Uses)	<u>42,926</u>	<u>42,926</u>	<u>42,926</u>	<u>0</u>
Net Change in Fund Balance	<u>2,334</u>	<u>5,709</u>	<u>9,669</u>	<u>3,960</u>
Fund Balance at Beginning of Year	296,840	296,840	296,840	0
Prior Year Encumbrances	2,524	2,524	2,524	0
Fund Balance at End of Year	<u>\$301,698</u>	<u>\$305,073</u>	<u>\$309,033</u>	<u>\$3,960</u>

City of Forest Park
Schedule of Revenues, Expenditures and Changes in Fund Balance
Budget and Actual (Non-GAAP Budgetary Basis)
For the Year Ended December 31, 2004

Urban Renewal Fund

	Original Budget	Final Budget	Actual	Variance with Final Budget Positive (Negative)
Revenues:				
Intergovernmental Revenues	\$42,700	\$42,700	\$42,743	\$43
Special Assessments	308,300	358,050	358,016	(34)
Investment Earnings	20,000	20,700	20,709	9
Total Revenues	<u>371,000</u>	<u>421,450</u>	<u>421,468</u>	<u>18</u>
Expenditures:				
Public Works and Streets:				
Urban Renewal:				
Contractual Services	40,641	190,641	146,680	43,961
Capital Outlay	1,306,076	1,156,076	646,776	509,300
Debt Service:				
Principal Retirement	436,835	436,835	436,827	8
Interest and Fiscal Charges	25,570	25,570	25,564	6
Total Expenditures	<u>1,809,122</u>	<u>1,809,122</u>	<u>1,255,847</u>	<u>553,275</u>
Net Change in Fund Balance	<u>(1,438,122)</u>	<u>(1,387,672)</u>	<u>(834,379)</u>	<u>553,293</u>
Fund Balance at Beginning of Year	1,769,023	1,769,023	1,769,023	0
Prior Year Encumbrances	40,641	40,641	40,641	0
Fund Balance at End of Year	<u><u>\$371,542</u></u>	<u><u>\$421,992</u></u>	<u><u>\$975,285</u></u>	<u><u>\$553,293</u></u>

City of Forest Park
Schedule of Revenues, Expenditures and Changes in Fund Balance
Budget and Actual (Non-GAAP Budgetary Basis)
For the Year Ended December 31, 2004

Carillon Business Park TIF Fund

	Original Budget	Final Budget	Actual	Variance with Final Budget Positive (Negative)
Revenues:				
Intergovernmental Revenues	\$23,700	\$23,700	\$23,775	\$75
Special Assessments	109,955	154,900	154,824	(76)
Investment Earnings	5,000	2,350	2,348	(2)
Total Revenues	<u>138,655</u>	<u>180,950</u>	<u>180,947</u>	<u>(3)</u>
Expenditures:				
Public Works and Streets:				
Carillon Business Park:				
Debt Service:				
Principal Retirement	160,000	160,000	160,000	0
Interest and Fiscal Charges	137,190	137,190	137,190	0
Total Expenditures	<u>297,190</u>	<u>297,190</u>	<u>297,190</u>	<u>0</u>
Net Change in Fund Balance	<u>(158,535)</u>	<u>(116,240)</u>	<u>(116,243)</u>	<u>(3)</u>
Fund Balance at Beginning of Year	158,540	158,540	158,540	0
Prior Year Encumbrances	0	0	0	0
Fund Balance at End of Year	<u><u>\$5</u></u>	<u><u>\$42,300</u></u>	<u><u>\$42,297</u></u>	<u><u>(\$3)</u></u>

City of Forest Park
Schedule of Revenues, Expenditures and Changes in Fund Balance
Budget and Actual (Non-GAAP Budgetary Basis)
For the Year Ended December 31, 2004

Law Enforcement Trust Fund

	Original Budget	Final Budget	Actual	Variance with Final Budget Positive (Negative)
Revenues:				
Fines and Forfeitures	\$700	\$2,360	\$2,469	\$109
All Other Revenues	0	300	300	0
Total Revenues	<u>700</u>	<u>2,660</u>	<u>2,769</u>	<u>109</u>
Expenditures:				
Security of Persons and Property:				
Police Department:				
Contractual Services	6,030	5,530	4,761	769
Supplies and Materials	1,900	2,400	2,211	189
Capital Outlay	2,914	2,914	0	2,914
Total Expenditures	<u>10,844</u>	<u>10,844</u>	<u>6,972</u>	<u>3,872</u>
Net Change in Fund Balance	<u>(10,144)</u>	<u>(8,184)</u>	<u>(4,203)</u>	<u>3,981</u>
Fund Balance at Beginning of Year	8,653	8,653	8,653	0
Prior Year Encumbrances	1,530	1,530	1,530	0
Fund Balance at End of Year	<u>\$39</u>	<u>\$1,999</u>	<u>\$5,980</u>	<u>\$3,981</u>

City of Forest Park
Schedule of Revenues, Expenditures and Changes in Fund Balance
Budget and Actual (Non-GAAP Budgetary Basis)
For the Year Ended December 31, 2004

DARE Special Revenue Fund

	Original Budget	Final Budget	Actual	Variance with Final Budget Positive (Negative)
Revenues:				
Intergovernmental Revenues	\$2,000	\$1,800	\$0	(\$1,800)
All Other Revenues	500	675	692	17
Total Revenues	<u>2,500</u>	<u>2,475</u>	<u>692</u>	<u>(1,783)</u>
Expenditures:				
Security of Persons and Property:				
Police Department:				
Contractual Services	4,700	4,700	2,335	2,365
Supplies and Materials	5,500	5,500	2,187	3,313
Capital Outlay	4,883	4,883	0	4,883
Total Expenditures	<u>15,083</u>	<u>15,083</u>	<u>4,522</u>	<u>10,561</u>
Net Change in Fund Balance	<u>(12,583)</u>	<u>(12,608)</u>	<u>(3,830)</u>	<u>8,778</u>
Fund Balance at Beginning of Year	12,630	12,630	12,630	0
Prior Year Encumbrances	0	0	0	0
Fund Balance at End of Year	<u>\$47</u>	<u>\$22</u>	<u>\$8,800</u>	<u>\$8,778</u>

City of Forest Park
Schedule of Revenues, Expenditures and Changes in Fund Balance
Budget and Actual (Non-GAAP Budgetary Basis)
For the Year Ended December 31, 2004

Law Enforcement Grants Fund

	Original Budget	Final Budget	Actual	Variance with Final Budget Positive (Negative)
Revenues:				
Intergovernmental Revenues	\$30,996	\$30,996	\$25,047	(\$5,949)
Other Revenues	5,500	5,500	4,433	(1,067)
Total Revenues	<u>36,496</u>	<u>36,496</u>	<u>29,480</u>	<u>(7,016)</u>
Expenditures:				
Security of Persons and Property:				
Police Department:				
Personal Services	3,090	3,090	1,912	1,178
Contractual Services	14,290	14,165	10,543	3,622
Supplies and Materials	200	325	258	67
Capital Outlay	13,870	13,870	13,843	27
Total Expenditures	<u>31,450</u>	<u>31,450</u>	<u>26,556</u>	<u>4,894</u>
Excess (Deficiency of Revenues)				
Over (Under) Expenditures	5,046	5,046	2,924	(2,122)
Other Financing Sources (Uses):				
Transfers In	472	472	471	(1)
Advance Out	(5,046)	(5,046)	(4,316)	730
Total Other Financing Sources (Uses)	<u>(4,574)</u>	<u>(4,574)</u>	<u>(3,845)</u>	<u>729</u>
Net Change in Fund Balance	<u>472</u>	<u>472</u>	<u>(921)</u>	<u>(1,393)</u>
Fund Balance at Beginning of Year	921	921	921	0
Prior Year Encumbrances	0	0	0	0
Fund Balance at End of Year	<u>\$1,393</u>	<u>\$1,393</u>	<u>\$0</u>	<u>(\$1,393)</u>

City of Forest Park
Schedule of Revenues, Expenditures and Changes in Fund Balance
Budget and Actual (Non-GAAP Budgetary Basis)
For the Year Ended December 31, 2004

Health Care Reserve Fund

	Original Budget	Final Budget	Actual	Variance with Final Budget Positive (Negative)
Revenues:				
Investment Earnings	2,000	1,150	1,194	44
Total Revenues	<u>2,000</u>	<u>1,150</u>	<u>1,194</u>	<u>44</u>
Expenditures:				
General Government				
Personal Services	9,820	11,820	10,678	1,142
Total Expenditures	<u>9,820</u>	<u>11,820</u>	<u>10,678</u>	<u>1,142</u>
Net Change in Fund Balance	<u>(7,820)</u>	<u>(10,670)</u>	<u>(9,484)</u>	<u>1,186</u>
Fund Balance at Beginning of Year	107,057	107,057	107,057	0
Prior Year Encumbrances	4,820	4,820	4,820	0
Fund Balance at End of Year	<u>\$104,057</u>	<u>\$101,207</u>	<u>\$102,393</u>	<u>\$1,186</u>

City of Forest Park
Schedule of Revenues, Expenditures and Changes in Fund Balance
Budget and Actual (Non-GAAP Budgetary Basis)
For the Year Ended December 31, 2004

Home Improvement Loan Fund

	Original Budget	Final Budget	Actual	Variance with Final Budget Positive (Negative)
Revenues:				
Intergovernmental Revenues	\$13,000	\$650	\$661	\$11
Investment Earnings	250	150	148	(2)
All Other Revenues	100	125	125	0
Total Revenues	<u>13,350</u>	<u>925</u>	<u>934</u>	<u>9</u>
Expenditures:				
Community Environment:				
Environmental Grants:				
Contractual Services	12,000	12,000	1,000	11,000
Total Expenditures	<u>12,000</u>	<u>12,000</u>	<u>1,000</u>	<u>11,000</u>
Net Change in Fund Balance	<u>1,350</u>	<u>(11,075)</u>	<u>(66)</u>	<u>11,009</u>
Fund Balance at Beginning of Year	13,639	13,639	13,639	0
Prior Year Encumbrances	0	0	0	0
Fund Balance at End of Year	<u><u>\$14,989</u></u>	<u><u>\$2,564</u></u>	<u><u>\$13,573</u></u>	<u><u>\$11,009</u></u>

City of Forest Park
Schedule of Revenues, Expenditures and Changes in Fund Balance
Budget and Actual (Non-GAAP Budgetary Basis)
For the Year Ended December 31, 2004

Debt Service Fund

	Original Budget	Final Budget	Actual	Variance with Final Budget Positive (Negative)
Revenues:				
Intergovernmental Revenues	\$0	\$0	\$0	\$0
Total Revenues	<u>0</u>	<u>0</u>	<u>0</u>	<u>0</u>
Expenditures:				
Debt Service:				
Principal Retirement	242,540	240,540	239,538	1,002
Interest and Fiscal Charges	40,690	42,690	41,633	1,057
Total Expenditures	<u>283,230</u>	<u>283,230</u>	<u>281,171</u>	<u>2,059</u>
Excess (Deficiency of Revenues) Over (Under) Expenditures	(283,230)	(283,230)	(281,171)	(2,059)
Other Financing Sources (Uses):				
Transfers In	283,230	283,230	281,171	2,059
Total Other Financing Sources (Uses)	<u>283,230</u>	<u>283,230</u>	<u>281,171</u>	<u>2,059</u>
Net Change in Fund Balance	<u>0</u>	<u>0</u>	<u>0</u>	<u>0</u>
Fund Balance at Beginning of Year	0	0	0	0
Prior Year Encumbrances	<u>0</u>	<u>0</u>	<u>0</u>	<u>0</u>
Fund Balance at End of Year	<u><u>\$0</u></u>	<u><u>\$0</u></u>	<u><u>\$0</u></u>	<u><u>\$0</u></u>

City of Forest Park
Schedule of Revenues, Expenditures and Changes in Fund Balance
Budget and Actual (Non-GAAP Budgetary Basis)
For the Year Ended December 31, 2004

Capital Improvement Projects Fund

	Original Budget	Final Budget	Actual	Variance with Final Budget Positive (Negative)
Revenues:				
Investment Earnings	\$5,000	\$3,000	\$3,003	\$3
Total Revenues	<u>5,000</u>	<u>3,000</u>	<u>3,003</u>	<u>3</u>
Expenditures:				
Public Works and Streets:				
Municipal Building and Grounds:				
Capital Outlay	5,000	5,000	0	5,000
Total Expenditures	<u>5,000</u>	<u>5,000</u>	<u>0</u>	<u>5,000</u>
Excess (Deficiency of Revenues) Over (Under) Expenditures	0	(2,000)	3,003	(4,997)
Other Financing Sources (Uses):				
Transfers In	25,000	25,000	26,207	(1,207)
Total Other Financing Sources (Uses)	<u>25,000</u>	<u>25,000</u>	<u>26,207</u>	<u>(1,207)</u>
Net Change in Fund Balance	<u>25,000</u>	<u>23,000</u>	<u>29,210</u>	<u>(6,204)</u>
Fund Balance at Beginning of Year	272,178	272,178	272,178	0
Prior Year Encumbrances	0	0	0	0
Fund Balance at End of Year	<u><u>\$297,178</u></u>	<u><u>\$295,178</u></u>	<u><u>\$301,388</u></u>	<u><u>(\$6,204)</u></u>

City of Forest Park
Schedule of Revenues, Expenditures and Changes in Fund Balance
Budget and Actual (Non-GAAP Budgetary Basis)
For the Year Ended December 31, 2004

Economic Development Fund

	Original Budget	Final Budget	Actual	Variance with Final Budget Positive (Negative)
Revenues:				
Investment Earnings	\$6,000	\$3,050	\$3,070	\$20
Total Revenues	<u>6,000</u>	<u>3,050</u>	<u>3,070</u>	<u>20</u>
Expenditures:				
Public Works and Streets:				
Municipal Building and Grounds:				
Debt Service:				
Principal Retirement	123,365	123,365	123,364	1
Interest and Fiscal Charges	12,315	12,315	12,312	3
Total Expenditures	<u>135,680</u>	<u>135,680</u>	<u>135,676</u>	<u>4</u>
Excess (Deficiency of Revenues) Over (Under) Expenditures	(129,680)	(132,630)	(132,606)	24
Other Financing Sources (Uses):				
Transfers In	75,000	125,000	125,000	0
Total Other Financing Sources (Uses)	<u>75,000</u>	<u>125,000</u>	<u>125,000</u>	<u>0</u>
Net Change in Fund Balance	<u>(54,680)</u>	<u>(7,630)</u>	<u>(7,606)</u>	<u>24</u>
Fund Balance at Beginning of Year	276,213	276,213	276,213	0
Prior Year Encumbrances	0	0	0	0
Fund Balance at End of Year	<u><u>\$221,533</u></u>	<u><u>\$268,583</u></u>	<u><u>\$268,607</u></u>	<u><u>\$24</u></u>

City of Forest Park
Schedule of Revenues, Expenditures and Changes in Fund Balance
Budget and Actual (Non-GAAP Budgetary Basis)
For the Year Ended December 31, 2004

OPWC - Mill Road, Phase II Fund

	Original Budget	Final Budget	Actual	Variance with Final Budget Positive (Negative)
Revenues:				
Intergovernmental Revenues	\$0	\$0	\$0	\$0
Total Revenues	<u>0</u>	<u>0</u>	<u>0</u>	<u>0</u>
Expenditures:				
Public Works and Streets:				
Streets:				
Capital Outlay	0	0	0	0
Total Expenditures	<u>0</u>	<u>0</u>	<u>0</u>	<u>0</u>
Excess (Deficiency of Revenues) Over (Under) Expenditures	0	0	0	0
Other Financing Sources (Uses):				
Operating Transfers Out	(1,207)	(1,207)	(1,207)	0
Total Other Financing Sources (Uses)	<u>(1,207)</u>	<u>(1,207)</u>	<u>(1,207)</u>	<u>0</u>
Net Change in Fund Balance	<u>(1,207)</u>	<u>(1,207)</u>	<u>(1,207)</u>	<u>0</u>
Fund Balance at Beginning of Year	1,207	1,207	1,207	0
Prior Year Encumbrances	<u>0</u>	<u>0</u>	<u>0</u>	<u>0</u>
Fund Balance at End of Year	<u><u>\$0</u></u>	<u><u>\$0</u></u>	<u><u>\$0</u></u>	<u><u>\$0</u></u>

City of Forest Park
Schedule of Revenues, Expenditures and Changes in Fund Balance
Budget and Actual (Non-GAAP Budgetary Basis)
For the Year Ended December 31, 2004

OPWC - Riparian Corridor Restoration Fund

	Original Budget	Final Budget	Actual	Variance with Final Budget Positive (Negative)
Revenues:				
Intergovernmental Revenues	\$124,162	\$124,162	\$124,162	\$0
Total Revenues	<u>124,162</u>	<u>124,162</u>	<u>124,162</u>	<u>0</u>
Expenditures:				
Public Works and Streets:				
Municipal Building and Grounds:				
Capital Outlay	165,550	165,550	165,550	0
Total Expenditures	<u>165,550</u>	<u>165,550</u>	<u>165,550</u>	<u>0</u>
Net Change in Fund Balance	<u>(41,388)</u>	<u>(41,388)</u>	<u>(41,388)</u>	<u>0</u>
Fund Balance at Beginning of Year	41,388	41,388	41,388	0
Prior Year Encumbrances	0	0	0	0
Fund Balance at End of Year	<u><u>0</u></u>	<u><u>0</u></u>	<u><u>0</u></u>	<u><u>0</u></u>

City of Forest Park
Schedule of Revenues, Expenditures and Changes in Fund Balance
Budget and Actual (Non-GAAP Budgetary Basis)
For the Year Ended December 31, 2004

OPWC - Q Lube Green Space Acquisition

	Original Budget	Final Budget	Actual	Variance with Final Budget Positive (Negative)
Revenues:				
Intergovernmental Revenues	\$378,450	\$258,150	\$256,140	(\$2,010)
All Other Revenues	217,000	217,000	217,000	0
Total Revenues	<u>595,450</u>	<u>475,150</u>	<u>473,140</u>	<u>(2,010)</u>
Expenditures:				
Leisure Time Activities:				
Park Maintenance:				
Capital Outlay	372,581	217,000	214,990	2,010
Total Expenditures	<u>372,581</u>	<u>217,000</u>	<u>214,990</u>	<u>2,010</u>
Excess (Deficiency of Revenues) Over (Under) Expenditures	222,869	258,150	258,150	(2,010)
Other Financing Sources (Uses):				
Advance In	155,581	120,300	120,300	0
Advance Out	(378,450)	(378,450)	(378,450)	0
Total Other Financing Sources (Uses)	<u>(222,869)</u>	<u>(258,150)</u>	<u>(258,150)</u>	<u>0</u>
Net Change in Fund Balance	<u>0</u>	<u>0</u>	<u>0</u>	<u>(2,010)</u>
Fund Balance at Beginning of Year	0	0	0	0
Prior Year Encumbrances	0	0	0	0
Fund Balance at End of Year	<u>\$0</u>	<u>\$0</u>	<u>\$0</u>	<u>(\$2,010)</u>

STATE OF TEXAS
COUNTY OF DALLAS
CITY OF DALLAS

PLANNING DEPARTMENT
CITY OF DALLAS
1200 GRASSLAND AVENUE
DALLAS, TEXAS 75202
TEL: 972-720-7200
WWW.CITYOFDALLAS.ORG

This Page Intentionally Left Blank

CITY OF FOREST PARK, OHIO
COMBINING STATEMENT OF FIDUCIARY NET ASSETS
AGENCY FUNDS
DECEMBER 31, 2004

	<u>COMMUNITY PROGRAMMING BOARD</u>
ASSETS	
Pooled Cash and investments	\$455,318
Franchise Fees Receivable	<u>208,330</u>
Total Assets	<u><u>663,648</u></u>
LIABILITIES	
Due to Others	<u>663,648</u>
Total Liabilities	<u><u>\$663,648</u></u>

<u>MAYOR'S COURT</u>	<u>REFUNDABLE FEES</u>	<u>TOTAL AGENCY FUNDS</u>
\$29,187	\$120,682	\$605,187
0	0	208,330
<u>29,187</u>	<u>120,682</u>	<u>813,517</u>
<u>29,187</u>	<u>120,682</u>	<u>813,517</u>
<u>\$29,187</u>	<u>\$120,682</u>	<u>\$813,517</u>

CITY OF FOREST PARK, OHIO
COMBINING STATEMENT OF CHANGES IN ASSETS AND LIABILITIES
AGENCY FUNDS
FOR THE YEAR ENDED DECEMBER 31, 2004

	<u>BALANCE</u> 01/01/04	<u>ADDITIONS</u>	<u>DEDUCTIONS</u>	<u>BALANCE</u> 12/31/04
<u>COMMUNITY PROGRAMMING BOARD</u>				
ASSETS				
Pooled Cash and investments	\$473,652	\$13,482	\$31,816	\$455,318
Franchise Fees Receivable	186,386	779,037	757,093	208,330
Total Assets	<u>660,038</u>	<u>792,519</u>	<u>788,909</u>	<u>663,648</u>
LIABILITIES				
Due to Other Entities	<u>660,038</u>	<u>792,519</u>	<u>788,909</u>	<u>663,648</u>
<u>MAYOR'S COURT FUND</u>				
ASSETS				
Pooled Cash and investments	<u>26,509</u>	<u>54,640</u>	<u>51,962</u>	<u>29,187</u>
LIABILITIES				
Due to Others	<u>26,509</u>	<u>54,640</u>	<u>51,962</u>	<u>29,187</u>
<u>REFUNDABLE FEES FUND</u>				
ASSETS				
Pooled Cash and investments	<u>126,431</u>	<u>14,167</u>	<u>19,916</u>	<u>120,682</u>
LIABILITIES				
Due to Others	<u>126,431</u>	<u>14,167</u>	<u>19,916</u>	<u>120,682</u>
<u>TOTAL - ALL AGENCY FUNDS</u>				
ASSETS				
Pooled Cash and investments	626,592	82,289	103,694	605,187
Franchise Fees Receivable	186,386	779,037	757,093	208,330
Total Assets	<u>812,978</u>	<u>861,326</u>	<u>860,787</u>	<u>813,517</u>
LIABILITIES				
Due to Others	<u>812,978</u>	<u>861,326</u>	<u>860,787</u>	<u>813,517</u>
Total Liabilities	<u>\$812,978</u>	<u>\$861,326</u>	<u>\$860,787</u>	<u>\$813,517</u>

STATISTICAL SECTION

Table 1

CITY OF FOREST PARK, OHIO
 GENERAL GOVERNMENTAL EXPENDITURES BY FUNCTION
 LAST TEN FISCAL YEARS (1995-2004)

Year	General Government	Security of Persons and Property	Public Works and Streets	Public Health and Welfare	Community Environment
1995	\$2,143,388	\$3,423,540	\$719,937	\$82,709	\$657,040
1996	2,002,164	3,749,296	1,012,807	87,741	1,542,636
1997	1,756,355	3,873,448	1,143,593	95,270	1,400,926
1998	1,757,640	3,969,681	886,969	101,337	1,347,262
1999	1,748,990	4,319,177	916,864	113,651	1,266,272
2000	2,021,704	4,741,973	905,888	117,145	1,357,089
2001	2,202,795	4,924,905	789,302	125,253	1,300,006
2002	2,424,442	5,743,913	772,318	132,065	1,331,915
2003	1,717,723	6,391,827	2,704,639	19,804	765,532
2004	1,703,358	6,987,134	2,468,037	20,792	740,860

SOURCE: City of Forest Park Finance Department

NOTE: Includes all Governmental Funds

<u>Leisure Time Activities</u>	<u>Capital Outlay</u>	<u>Debt Service</u>	<u>Total</u>
\$266,251	\$1,011,295	\$915,517	\$9,219,677
280,849	1,545,809	941,367	11,162,669
272,456	1,279,238	957,630	10,778,916
285,911	891,992	965,667	10,206,459
419,100	1,188,006	1,030,572	11,002,632
345,063	1,739,692	944,383	12,172,937
347,401	2,906,366	3,095,253	15,691,281
394,996	1,281,128	2,996,739	15,077,516
440,998	3,327,027	1,407,479	16,775,029
381,856	3,686,401	1,356,401	17,344,839

Table 2

CITY OF FOREST PARK, OHIO
 GENERAL GOVERNMENTAL REVENUES BY SOURCE
 LAST TEN FISCAL YEARS (1995-2004)

Year	Income Taxes	Property & Other Taxes	Fees, Licenses and Permits	Intergovernmental Revenues	Charges for Services
1995	\$4,419,282	\$2,749,151	\$282,694	\$676,674	\$771,231
1996	4,720,872	2,717,184	283,591	1,134,927	861,262
1997	4,835,740	2,904,074	273,653	800,491	851,118
1998	5,150,144	3,598,207	222,366	798,759	898,974
1999	5,668,142	3,459,631	261,853	925,065	925,696
2000	5,660,056	3,436,221	176,089	894,962	928,100
2001	5,822,226	3,681,826	222,152	1,179,019	939,334
2002	5,898,127	4,934,793	175,314	1,210,748	955,756
2003	5,847,075	5,856,085	223,031	1,648,577	981,194
2004	6,264,576	4,523,310	305,782	1,742,815	1,046,504

SOURCE: City of Forest Park Finance Department

NOTE: Includes all Governmental Funds

<u>Fines and Forfeitures</u>	<u>Investment Earnings</u>	<u>Special Assessments & Miscellaneous</u>	<u>Total</u>
\$181,751	\$258,446	\$279,858	\$9,619,087
158,350	281,370	424,865	10,582,421
151,952	283,205	499,954	10,600,187
159,113	304,384	813,780	11,945,727
147,910	358,997	587,344	12,334,638
132,027	598,704	629,707	12,455,866
102,260	559,236	752,347	13,258,400
109,729	268,752	783,276	14,336,495
134,865	154,272	736,250	15,581,349
132,132	118,278	1,017,052	15,150,449

Table 3

CITY OF FOREST PARK, OHIO
BILLING AND COLLECTION OF SPECIAL ASSESSMENTS
LAST TEN FISCAL YEARS (1995-2004)

<u>Year of Collection</u>	<u>Assessments Billed</u>	<u>Assessments Collected</u>	<u>Uncollected Amount</u>	<u>Percentage Collected</u>
1995	\$17,934	\$15,995	\$1,939	89.19%
1996	20,018	16,672	3,346	83.28%
1997	18,948	14,471	4,477	76.37%
1998	33,196	27,266	5,930	82.14%
1999	30,958	21,867	9,091	70.63%
2000	30,580	22,525	8,055	73.66%
2001	29,125	23,461	5,664	80.55%
2002	65,584	36,785	28,799	56.09%
2003	72,235	33,406	38,714	46.25%
2004	81,149	32,758	48,391	40.37%

SOURCE: County Auditor's Office, Hamilton County.

Table 4

CITY OF FOREST PARK, OHIO
BILLING AND COLLECTION OF PROPERTY TAXES
REAL AND PUBLIC UTILITY PROPERTY TAXES ONLY
LAST TEN FISCAL YEARS (1995-2004)

<u>Year of Collection</u>	<u>Current Taxes Due</u>	<u>Current Taxes Collected</u>	<u>Percentage of Collections To Amt Due</u>	<u>Delinquent Taxes Collected</u>	<u>Total Taxes Collected</u>	<u>Percentage Collected</u>
1995	\$1,584,933	\$1,542,443	97.3%	\$39,848	\$1,582,291	99.8%
1996	1,604,627	1,498,120	93.4%	35,478	1,533,598	95.6%
1997	1,648,707	1,581,352	95.9%	40,870	1,622,222	98.4%
1998	1,998,202	1,911,945	95.7%	71,187	1,983,132	99.2%
1999	2,009,258	1,947,215	96.9%	65,283	2,012,498	100.2%
2000	2,151,771	2,057,476	95.6%	71,245	2,128,721	98.9%
2001	2,176,698	2,073,094	95.2%	91,623	2,164,717	99.4%
2002	3,636,467	3,430,409	94.3%	168,722	3,599,131	99.0%
2003	3,784,932	3,571,425	94.4%	178,863	3,750,288	99.1%
2004	3,772,235	3,568,046	94.6%	191,536	3,759,582	99.7%

SOURCE: County Auditor's Office, Hamilton County.

Table 5

CITY OF FOREST PARK, OHIO
 BILLING AND COLLECTION OF PROPERTY TAXES
 TANGIBLE PERSONAL PROPERTY ONLY
 LAST TEN FISCAL YEARS (1995-2004)

<u>Year of Collection</u>	<u>Current Taxes Due</u>	<u>Current Taxes Collected</u>	<u>Percentage of Collections To Amt Due</u>	<u>Delinquent Taxes Collected</u>	<u>Total Taxes Collected</u>	<u>Percentage Collected</u>
1995	\$214,680	\$208,438	97.1%	\$17,947	\$226,385	105.5%
1996	226,776	214,836	94.7%	12,798	227,634	100.4%
1997	254,523	232,333	91.3%	29,390	261,723	102.8%
1998	261,529	256,116	97.9%	32,899	289,015	110.5%
1999	270,185	258,944	95.8%	33,100	292,044	108.1%
2000	210,818	202,541	96.1%	24,142	226,683	107.5%
2001	268,960	257,718	95.8%	33,130	290,848	108.1%
2002	403,202	385,045	95.5%	14,906	399,951	99.2%
2003	435,726	396,483	91.0%	57,628	454,111	104.2%
2004	455,825	427,151	93.7%	30,732	457,883	100.5%

SOURCE: County Auditor's Office, Hamilton County.

Table 6

CITY OF FOREST PARK, OHIO
 ASSESSED AND ESTIMATED ACTUAL VALUE OF TAXABLE PROPERTY
 LAST TEN FISCAL YEARS (1995-2004)

Year of Collection	Real Property		Public Utility		Personal Property		Total	
	Assessed	Estimated Actual	Assessed	Estimated Actual	Assessed	Estimated Actual	Assessed	Estimated Actual
1995	\$229,304,720	\$655,156,343	\$17,329,150	\$49,511,857	\$28,221,660	\$112,886,640	\$274,855,530	\$817,554,840
1996	232,188,610	663,396,029	15,743,300	44,980,857	29,583,200	118,332,800	277,515,110	826,709,686
1997	236,823,950	676,639,857	16,934,550	48,384,429	33,297,410	133,189,640	287,055,910	858,213,926
1998	239,803,920	685,154,057	15,948,050	45,565,857	34,438,240	137,752,960	290,190,210	868,472,874
1999	241,316,780	689,476,514	15,950,020	45,571,486	35,756,110	143,024,440	293,022,910	878,072,440
2000	286,005,520	817,158,629	15,888,470	45,395,629	27,597,910	110,391,640	329,491,900	972,945,897
2001	286,827,510	819,507,171	14,599,450	41,712,714	32,150,790	128,603,160	333,577,750	989,823,046
2002	292,037,950	834,394,143	12,119,770	34,627,914	32,673,910	130,695,640	336,831,630	999,717,697
2003	331,058,100	945,880,286	12,859,910	36,742,600	33,371,070	133,484,280	377,289,080	1,116,107,166
2004	328,784,280	939,383,657	12,724,170	36,354,771	34,948,040	139,792,160	376,456,490	1,115,530,589

SOURCE: County Auditor's Office, Hamilton County.

NOTES: Real property taxes collected in a calendar year are levied in the preceding calendar year on assessed values as of January 1 of that preceding year.

Public utility property taxes collected in a calendar year are levied in the preceding calendar year on assessed values determined as of December 31 of the second year preceding the tax collection year.

Tangible personal property collected in a calendar year are levied in the same calendar year, on assessed values during and at the close of the most recent fiscal year of the taxpayer (ending on or before March 31 of said calendar year) at tax rates determined in the preceding year.

Table 7

CITY OF FOREST PARK, OHIO
PROPERTY TAX RATES-DIRECT AND OVERLAPPING GOVERNMENTS
LAST TEN FISCAL YEARS (1995-2004)

Year of Collection	County Levy	School Levy	Vocational School Levy	City Levy	Total
	Tax Rates Per \$1,000 of Assessed Valuation				
1995	18.30	62.12	2.70	8.01	91.13
1996	18.30	62.12	2.70	8.01	91.13
1997	19.44	62.12	2.70	8.01	92.27
1998	19.01	62.13	2.70	8.01	91.85
1999	19.54	70.08	2.70	8.01	100.33
2000	20.83	70.08	2.70	8.01	101.62
2001	19.92	70.08	2.70	8.01	100.71
2002	21.47	70.08	2.70	12.76	107.01
2003	21.87	70.08	2.70	12.76	107.41
2004	21.51	70.08	2.70	12.76	107.05

SOURCE: County Auditor's Office, Hamilton County.

Table 8

CITY OF FOREST PARK, OHIO
 RATIO OF NET GENERAL OBLIGATION DEBT
 TO ASSESSED VALUE AND NET GENERAL OBLIGATION DEBT PER CAPITA
 LAST TEN FISCAL YEARS (1995-2004)

<u>Year of Debt</u>	<u>Population (c)</u>	<u>Assessed Value (b)</u>	<u>Net G.O. Debt (a)</u>	<u>Ratio of G.O. Debt to Assessed Value</u>	<u>G.O. Debt Per Capita</u>
1995	18,609	\$274,855,530	\$3,355,690	1.22%	\$180.33
1996	18,609	277,515,110	3,113,662	1.12%	167.32
1997	18,609	287,055,910	2,860,018	1.00%	153.69
1998	18,609	290,190,210	2,586,755	0.89%	139.01
1999	18,609	293,022,910	2,303,493	0.79%	123.78
2000	19,463	329,491,900	2,003,613	0.61%	102.94
2001	19,463	333,577,750	1,719,825	0.52%	88.36
2002	19,463	336,831,630	1,419,000	0.42%	72.91
2003	19,463	377,289,080	1,234,000	0.33%	63.40
2004	19,463	376,456,490	986,000	0.26%	50.66

NOTE: (a) General Obligation Debt, Bonds and Notes which are being repaid through general property taxes.

(b) Assessed Value from County Auditor's Office, Hamilton County.

(c) Population figures obtained from the U. S. Census

Table 9

CITY OF FOREST PARK, OHIO
 COMPUTATION OF DIRECT AND OVERLAPPING DEBT
 DECEMBER 31, 2004

<u>Jurisdiction</u>	<u>Net Debt Outstanding</u>	<u>Percentage Applicable to City of Forest Park</u>	<u>Amount Applicable to City of Forest Park</u>
City of Forest Park	\$986,000 (a)	100.00%	\$986,000 (c)
Hamilton County	143,337,977	2.22% (b)	<u>3,178,247</u>
		TOTAL	<u><u>\$4,164,247</u></u>

SOURCE: County Auditor's Office, Hamilton County.

NOTES: (a) The Winton Woods School District is not included as it has no debt applicable to the City of Forest Park.

(b) The percentage of indebtedness of the City's overlapping political subdivisions was determined by dividing the City's assessed valuation by the total assessed valuation of the overlapping subdivision.

(c) Only general obligation debts which are being repaid through general property taxes are included.

Table 10

CITY OF FOREST PARK, OHIO
 RATIO OF ANNUAL DEBT SERVICE EXPENDITURES FOR GENERAL
 OBLIGATION DEBT TO TOTAL GENERAL GOVERNMENTAL EXPENDITURES
 LAST TEN FISCAL YEARS (1995-2004)

Fiscal Year Ended	General Obligation Debt (a)		Total	Total Expenditures	Ratio of Debt Service to Total General Expenditures
	Principal	Interest			
1995	\$174,334	\$220,319	\$394,653	\$9,219,677	4%
1996	174,334	228,976	403,310	11,162,669	4%
1997	253,645	211,832	465,477	10,778,916	4%
1998	273,262	193,616	466,878	10,206,459	5%
1999	283,262	173,969	457,231	11,002,632	4%
2000	299,880	153,457	453,337	12,172,937	4%
2001	1,269,497	133,814	1,403,311	15,691,281	9%
2002	870,825	94,665	965,490	15,077,516	6%
2003	285,000	52,458	337,458	16,775,029	2%
2004	248,000	42,542	290,542	17,344,839	2%

SOURCE: City of Forest Park Finance Department

NOTES: (a) For General Obligation Debt, Unvoted Bonds and Notes payable from general property taxes.

Table 11

CITY OF FOREST PARK, OHIO
 COMPUTATION OF LEGAL DEBT MARGIN
 DECEMBER 31, 2004

Total of all City Debt Outstanding	<u><u>\$5,495,621</u></u>
Assessed Valuation of the City-December 31, 2003 (b)	<u><u>\$367,962,000</u></u>
10.5% of Assessed Valuation (Maximum Voted Debt Allowed)	\$38,636,010
Total Debt Outstanding subject to 10.5% Debt Limitation	<u>986,000</u>
Legal 10.5% Margin	<u><u>\$37,650,010</u></u>
5.5% of Assessed Valuation (Maximum Unvoted Debt Allowed)	\$20,237,910
Total Debt Outstanding Subject to 5.5% Debt Limitation	<u>986,000</u>
Legal 5.5% Margin	<u><u>\$19,251,910</u></u>

NOTE: (a) Direct Debt Limitation Based on Section 133, the Uniform Bond Act of the Ohio Revised Code.

(b) Assessed Value from the County Auditor's Office, Hamilton County.

Table 12

CITY OF FOREST PARK, OHIO
 PROPERTY VALUES, FINANCIAL INSTITUTION DEPOSITS
 AND BUILDING PERMIT VALUES
 LAST TEN FISCAL YEARS (1995-2004)

Fiscal Year End	IN MILLIONS		
	Property Values (a)	Financial Institution Deposits(b)	Building Permit Value(c)
1995	\$274.9	\$15,351	\$17.00
1996	277.5	15,777	13.30
1997	287.1	16,732	18.40
1998	290.2	17,485	17.20
1999	293.0	18,350	18.40
2000	329.5	21,393	19.80
2001	333.6	133,025	18.90
2002	336.8	145,359	10.70
2003	337.3	147,869	26.30
2004	368.0	149,199	23.76

SOURCE: (a) County Auditor's Office, Hamilton County

(b) Total deposits of all banks headquartered in Hamilton County, Ohio. Data was not available for the City only.

(c) City of Forest Park Building Inspection Division.

Table 13

CITY OF FOREST PARK, OHIO
TEN LARGEST TAXPAYERS
DECEMBER 31, 2004

	<u>Taxpayer</u>	<u>Type of Property</u>	<u>Assessed Valuation</u>	<u>%</u>
1.	Mills Forest Fair LLC	Regional Mall	\$17,674,040	4.69%
2.	Cincinnati Gas & Electric Company	Electric & Gas Utility	7,574,290	2.01%
3.	Union Central Life Insurance Company	Insurance	7,180,130	1.91%
4.	West Kemper Properties Inc.	Apartments	5,245,140	1.39%
5.	Cobblewood Plaza Investors LP	Retail Center	4,374,740	1.16%
6.	Forest Park Associates LLC	Apartments	4,130,160	1.10%
7.	Cincinnati Bell Telephone Company	Telephone Utility	3,789,720	1.01%
8.	Aerc Remington Place Inc.	Apartments	3,675,010	0.98%
9.	Huntington Advisors LLC	Apartments	3,395,000	0.90%
10.	Troy CMBS Property LLC	Retail Store	<u>2,940,000</u>	<u>0.78%</u>
	Total		<u>\$59,978,230</u>	<u>15.93%</u>
	Total Assessed Value		<u>\$376,456,490</u>	<u>100.00%</u>
	Ten Largest Taxpayers as a % of Total Assessed Value		<u>15.93%</u>	

SOURCE: County Auditor's Office, Hamilton County

Table 14

CITY OF FOREST PARK, OHIO
DEMOGRAPHIC STATISTICS
DECEMBER 31, 2004

Year	Forest Park Population	% Change During the Period	Hamilton County Population	% Change During the Period
1995	18,609 (a)	N/A	866,228 (a)	N/A
1996	18,609 (a)	N/A	866,228 (a)	N/A
1997	18,609 (a)	N/A	866,228 (a)	N/A
1998	18,609 (a)	N/A	866,228 (a)	N/A
1999	18,609 (a)	N/A	866,228 (a)	N/A
2000	19,463 (b)	N/A	845,303 (b)	-2.4%
2001	19,463 (b)	0.0%	845,303 (b)	N/A
2002	19,463 (b)	N/A	845,303 (b)	N/A
2003	19,463 (b)	N/A	845,303 (b)	N/A
2004	19,463 (b)	N/A	845,303 (b)	N/A

SOURCE: (a) 1990 population figure taken from the Federal Census Data.

(b) 2000 population figure is taken from the 2000 Federal Census Data.

Table 15

CITY OF FOREST PARK, OHIO
MISCELLANEOUS STATISTICS

Date of Incorporation	-----	1961
Form of Government	-----	Council/City Manager
Area	-----	6 square miles
Lane Miles of Streets	-----	153 lane miles
Number of Street Lights	-----	740
Number of Traffic Lights	-----	23
Fire Protection:		
Number of Stations	-----	2
Number of Firemen and Officers	-----	28
Number of Part-Time Firemen	-----	24
Police Protection:		
Number of Stations	-----	3
Number of Police Officers	-----	32
Education:		
Attendance Centers	-----	8
Number of Classrooms	-----	246
Number of Employees	-----	560
Number of Teachers	-----	295
Number of Students	-----	3,968
Recreation and Cultural:		
Number of Parks	-----	11
Number of Libraries	-----	1
Number of Volumes	-----	60,000
Employees:		
Classified Service	-----	90
Non-Classified Service	-----	52



**Auditor of State
Betty Montgomery**

88 East Broad Street
P.O. Box 1140
Columbus, Ohio 43216-1140

Telephone 614-466-4514
800-282-0370

Facsimile 614-466-4490

CITY OF FOREST PARK

HAMILTON COUNTY

CLERK'S CERTIFICATION

This is a true and correct copy of the report which is required to be filed in the Office of the Auditor of State pursuant to Section 117.26, Revised Code, and which is filed in Columbus, Ohio.

Susan Babbitt

CLERK OF THE BUREAU

**CERTIFIED
AUGUST 4, 2005**