

**WYNFORD LOCAL
SCHOOL DISTRICT**

CRAWFORD COUNTY, OHIO

BASIC FINANCIAL STATEMENTS

***FOR THE FISCAL YEAR ENDED
JUNE 30, 2007***

LEESA SMITH, TREASURER



Mary Taylor, CPA
Auditor of State

Board of Education
Wynford Local School District
3288 Holmes Center Road
Bucyrus, Ohio 44820-9462

We have reviewed the *Independent Auditor's Report* of the Wynford Local School District, Crawford County, prepared by Julian & Grube, Inc., for the audit period July 1, 2006 through June 30, 2007. Based upon this review, we have accepted these reports in lieu of the audit required by Section 117.11, Revised Code. The Auditor of State did not audit the accompanying financial statements and, accordingly, we are unable to express, and do not express an opinion on them.

Our review was made in reference to the applicable sections of legislative criteria, as reflected by the Ohio Constitution, and the Revised Code, policies, procedures and guidelines of the Auditor of State, regulations and grant requirements. The Wynford Local School District is responsible for compliance with these laws and regulations.

Mary Taylor

Mary Taylor, CPA
Auditor of State

November 26, 2007

This Page is Intentionally Left Blank.

**WYNFORD LOCAL SCHOOL DISTRICT
CRAWFORD COUNTY, OHIO**

TABLE OF CONTENTS

Independent Auditor’s Report	1 - 2
Management’s Discussion and Analysis	3 - 12
Basic Financial Statements:	
Government-Wide Financial Statements:	
Statement of Net Assets	13
Statement of Activities	14
Fund Financial Statements:	
Balance Sheet - Governmental Funds	15
Reconciliation of Total Governmental Fund Balances to Net Assets of Governmental Activities	16
Statement of Revenues, Expenditures and Changes in Fund Balances - Governmental Funds.....	17
Reconciliation of the Statement of Revenues, Expenditures, and Changes in Fund Balances of Governmental Funds to the Statement of Activities	18
Statement of Revenues, Expenditures and Changes in Fund Balance - Budget and Actual (Non-GAAP Budgetary Basis) - General Fund	19
Statement of Net Assets - Proprietary Fund	20
Statement of Revenues, Expenses and Changes in Net Assets - Proprietary Fund	21
Statement of Cash Flows - Proprietary Fund.....	22
Statement of Fiduciary Net Assets - Fiduciary Funds	23
Statement of Changes in Fiduciary Net Assets - Fiduciary Fund.....	24
Notes to the Basic Financial Statements.....	25 - 51
Supplementary Data:	
Schedule of Receipts and Expenditures of Federal Awards	52
Report on Internal Control Over Financial Reporting and on Compliance and Other Matters Based on an Audit of Financial Statements Performed in Accordance With <i>Government Auditing Standards</i>	53 - 54
Report on Compliance With Requirements Applicable to Its Major Program and on Internal Control Over Compliance in Accordance With <i>OMB Circular A-133</i>	55 - 56
Schedule of Findings <i>OMB Circular A-133 § .505</i>	57

This Page is Intentionally Left Blank.



Julian & Grube, Inc. *Serving Ohio Local Governments*

333 County Line Rd. West, Westerville, OH 43082 Phone: 614.846.1899 Fax: 614.846.2799

Independent Auditor's Report

Board of Education
Wynford Local School District
3288 Holmes Center Road
Bucyrus, Ohio 44820-9462

We have audited the accompanying financial statements of the governmental activities, its major fund, and the aggregate remaining fund information of the Wynford Local School District, Crawford County, Ohio, as of and for the fiscal year ended June 30, 2007, which collectively comprise the Wynford Local School District's basic financial statements as listed in the table of contents. These financial statements are the responsibility of the Wynford Local School District's management. Our responsibility is to express opinions on these financial statements based on our audit.

We conducted our audit in accordance with auditing standards generally accepted in the United States of America and the standards applicable to financial audits contained in the *Government Auditing Standards*, issued by the Comptroller General of the United States. Those standards require that we plan and perform the audit to obtain reasonable assurance about whether the financial statements are free of material misstatement. An audit includes examining, on a test basis, evidence supporting the amounts and disclosures in the financial statements. An audit also includes assessing the accounting principles used and the significant estimates made by management, as well as evaluating the overall financial statement presentation. We believe that our audit provides a reasonable basis for our opinions.

In our opinion, the financial statements referred to above present fairly, in all material respects, the respective financial position of the governmental activities, its major fund, and the aggregate remaining fund information of the Wynford Local School District, as of June 30, 2007, and the respective changes in financial position and cash flows, where applicable, thereof and the respective budgetary comparison for the General Fund for the fiscal year then ended in conformity with accounting principles generally accepted in the United States of America.

In accordance with *Government Auditing Standards*, we have also issued our report dated October 23, 2007, on our consideration of the Wynford Local School District's internal control over financial reporting and on our tests of its compliance with certain provisions of laws, regulations, contracts, and grant agreements and other matters. The purpose of that report is to describe the scope of our testing of internal control over financial reporting and compliance and the results of that testing, and not to provide an opinion on the internal control over financial reporting or on compliance. That report is an integral part of an audit performed in accordance with *Government Auditing Standards* and should be considered in assessing the results of our audit.

The management's discussion and analysis is not a required part of the basic financial statements but is supplementary information required by accounting principles generally accepted in the United States of America. We have applied certain limited procedures, which consisted principally of inquiries of management regarding the methods of measurement and presentation of the required supplementary information. However, we did not audit the information and express no opinion on it.

Board of Education
Wynford Local School District
Page Two

Our audit was conducted for the purpose of forming opinions on the financial statements that collectively comprise the Wynford Local School District's basic financial statements. The accompanying schedule of receipts and expenditures of federal awards is presented for purposes of additional analysis as required by U.S. Office of Management and Budget Circular A-133, *Audits of States, Local Governments, and Non-Profit Organizations*, and is not a required part of the basic financial statements of Wynford Local School District. The schedule of receipts and expenditures of federal awards has been subjected to the auditing procedures applied in the audit of the basic financial statements and, in our opinion, is fairly stated in all material respects in relation to the basic financial statements taken as a whole.

A handwritten signature in cursive script that reads "Julian & Grube, Inc.".

Julian & Grube, Inc.
October 23, 2007

**WYNFORD LOCAL SCHOOL DISTRICT
CRAWFORD COUNTY, OHIO**

**MANAGEMENT'S DISCUSSION AND ANALYSIS
FOR THE FISCAL YEAR ENDED JUNE 30, 2007**

The management's discussion and analysis of the Wynford Local School District's (the "District") financial performance provides an overall review of the District's financial activities for the fiscal year ended June 30, 2007. The intent of this discussion and analysis is to look at the District's financial performance as a whole; readers should also review the basic financial statements and the notes to the basic financial statements to enhance their understanding of the District's financial performance.

Financial Highlights

Key financial highlights for 2007 are as follows:

- In total, net assets of governmental activities increased \$572,230 which represents a 13.72% increase from 2006.
- General revenues accounted for \$9,359,612 in revenue or 82.35% of all revenues. Program specific revenues in the form of charges for services and sales, grants and contributions accounted for \$2,005,503 or 17.65% of total revenues of \$11,365,115.
- The District had \$10,792,885 in expenses related to governmental activities; \$2,005,503 of these expenses were offset by program specific charges for services, grants or contributions. General revenues supporting governmental activities (primarily taxes and unrestricted grants and entitlements) of \$9,359,612 were adequate to provide for these programs.
- The District's major governmental fund is the general fund. The general fund had \$10,038,961 in revenues and \$9,295,216 in expenditures and other financing uses. During fiscal year 2007, the general fund's fund balance increased \$743,745 from \$1,264,382 to \$2,008,127.

Using these Basic Financial Statements

This annual report consists of a series of financial statements and notes to those statements. These statements are organized so the reader can understand the District as a financial whole, an entire operating entity. The statements then proceed to provide an increasingly detailed look at specific financial activities.

The *Statement of Net Assets* and *Statement of Activities* provide information about the activities of the whole District, presenting both an aggregate view of the District's finances and a longer-term view of those finances. Fund financial statements provide the next level of detail. For governmental funds, these statements tell how services were financed in the short-term as well as what remains for future spending. The fund financial statements also look at the District's most significant funds with all other nonmajor funds presented in total in one column. In the case of the District, the general fund is by far the most significant fund, and the only governmental fund reported as a major fund.

**WYNFORD LOCAL SCHOOL DISTRICT
CRAWFORD COUNTY, OHIO**

MANAGEMENT'S DISCUSSION AND ANALYSIS
FOR THE FISCAL YEAR ENDED JUNE 30, 2007

Reporting the District as a Whole

Statement of Net Assets and the Statement of Activities

While this document contains the large number of funds used by the District to provide programs and activities, the view of the District as a whole looks at all financial transactions and asks the question, "How did we do financially during 2007?" The Statement of Net Assets and the Statement of Activities answer this question. These statements include *all assets, liabilities, revenues and expenses* using the *accrual basis of accounting* similar to the accounting used by most private-sector companies. This basis of accounting will take into account all of the current year's revenues and expenses regardless of when cash is received or paid.

These two statements report the District's *net assets* and changes in those assets. This change in net assets is important because it tells the reader that, for the District as a whole, the *financial position* of the District has improved or diminished. The causes of this change may be the result of many factors, some financial, some not. Non-financial factors include the District's property tax base, current property tax laws in Ohio restricting revenue growth, facility conditions, required educational programs and other factors.

In the Statement of Net Assets and the Statement of Activities, the Governmental Activities include the District's programs and services, including instruction, support services, operation and maintenance of plant, pupil transportation, extracurricular activities, and food service operations.

The District's statement of net assets and statement of activities can be found on pages 13 and 14 of this report.

Reporting the District's Most Significant Funds

Fund Financial Statements

The analysis of the District's major governmental funds begins on page 9. Fund financial reports provide detailed information about the District's major funds. The District uses many funds to account for a multitude of financial transactions. However, these fund financial statements focus on the District's most significant funds. The District's major governmental fund is the general fund.

Governmental Funds

Most of the District's activities are reported in governmental funds, which focus on how money flows into and out of those funds and the balances left at year-end available for spending in future periods. These funds are reported using an accounting method called *modified accrual* accounting, which measures cash and all other *financial assets* than can readily be converted to cash. The governmental fund financial statements provide a detailed *short-term* view of the District's general government operations and the basic services it provides. Governmental fund information helps you determine whether there are more or fewer financial resources that can be spent in the near future to finance educational programs. The relationship (or differences) between governmental *activities* (reported in the Statement of Net Assets and the Statement of Activities) and governmental *funds* is reconciled in the basic financial statements. The basic governmental fund financial statements can be found on pages 15-19 of this report.

Proprietary Funds

The District maintains one proprietary fund, an internal service fund. Internal service funds are an accounting device used to accumulate and allocate costs internally among the District's various functions. The District's internal service fund accounts for medical/hospitalization, prescription drug and dental self-insurance program. The basic proprietary fund financial statements can be found on pages 20-22 of this report.

**WYNFORD LOCAL SCHOOL DISTRICT
CRAWFORD COUNTY, OHIO**

MANAGEMENT'S DISCUSSION AND ANALYSIS
FOR THE FISCAL YEAR ENDED JUNE 30, 2007

Reporting the District's Fiduciary Responsibilities

The District is the trustee, or fiduciary, for its scholarship programs. This activity is presented as a private-purpose trust fund. The District also acts in a trustee capacity as an agent for individuals or other entities. These activities are reported in agency funds. All of the District's fiduciary activities are reported in separate Statements of Fiduciary Net Assets and Changes in Fiduciary Net Assets on pages 23 and 24. These activities are excluded from the District's other financial statements because the assets cannot be utilized by the District to finance its operations.

Notes to the Basic Financial Statements

The notes provide additional information that is essential to a full understanding of the data provided in the government-wide and fund financial statements. These notes to the basic financial statements can be found on pages 25-51 of this report.

The District as a Whole

Recall that the Statement of Net Assets provides the perspective of the District as a whole. A comparative analysis has been provided.

The table below provides a summary of the District's net assets for 2007 and 2006.

	Net Assets	
	Governmental Activities	Governmental Activities
	<u>2007</u>	<u>2006</u>
<u>Assets</u>		
Current and other assets	\$ 6,974,622	\$ 6,540,966
Capital assets, net	<u>8,488,614</u>	<u>8,706,443</u>
Total assets	<u>15,463,236</u>	<u>15,247,409</u>
<u>Liabilities</u>		
Current liabilities	3,778,694	3,925,581
Long-term liabilities	<u>6,942,973</u>	<u>7,152,489</u>
Total liabilities	<u>10,721,667</u>	<u>11,078,070</u>
<u>Net Assets</u>		
Invested in capital assets, net of related debt	2,113,587	2,157,083
Restricted	971,857	821,865
Unrestricted	<u>1,656,125</u>	<u>1,190,391</u>
Total net assets	<u>\$ 4,741,569</u>	<u>\$ 4,169,339</u>

Over time, net assets can serve as a useful indicator of a government's financial position. At June 30, 2007, the District's assets exceeded liabilities by \$4,741,569. Of this total, \$1,656,125 is unrestricted in use.

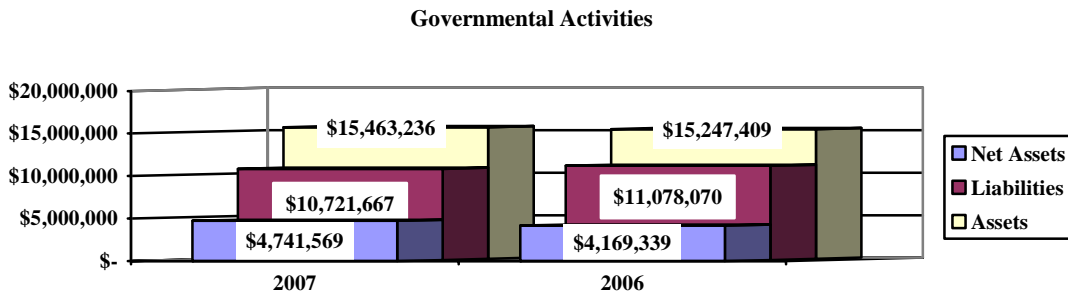
**WYNFORD LOCAL SCHOOL DISTRICT
CRAWFORD COUNTY, OHIO**

**MANAGEMENT'S DISCUSSION AND ANALYSIS
FOR THE FISCAL YEAR ENDED JUNE 30, 2007**

At fiscal year-end, capital assets represented 54.90% of total assets. Capital assets include land, land improvements, buildings and improvements, furniture and equipment, and vehicles. Capital assets, net of related debt to acquire the assets at June 30, 2007, were \$2,113,587. These capital assets are used to provide services to the students and are not available for future spending. Although the District's investment in capital assets is reported net of related debt, it should be noted that the resources to repay the debt must be provided from other sources, since capital assets may not be used to liquidate these liabilities.

A portion of the District's net assets, \$971,857, represents resources that are subject to external restriction on how they may be used. The remaining balance of unrestricted net assets of \$1,656,125 may be used to meet the District's ongoing obligations to the students and creditors.

The graph below illustrates the District's assets, liabilities and net assets at June 30, 2007 and 2006.



The table below shows the change in net assets for fiscal years 2007 and 2006.

Change in Net Assets

	Governmental Activities 2007	Governmental Activities 2006
Revenues		
Program revenues:		
Charges for services and sales	\$ 967,721	\$ 964,192
Operating grants and contributions	1,020,478	732,629
Capital grants and contributions	17,304	11,904
General revenues:		
Property taxes	4,171,394	4,326,492
Grants and entitlements	5,087,586	5,081,333
Investment earnings	88,901	50,935
Other	11,731	21,669
Total revenues	11,365,115	11,189,154

**WYNFORD LOCAL SCHOOL DISTRICT
CRAWFORD COUNTY, OHIO**

MANAGEMENT'S DISCUSSION AND ANALYSIS
FOR THE FISCAL YEAR ENDED JUNE 30, 2007

<u>Expenses</u>	Change in Net Assets	
	Governmental Activities	Governmental Activities
	<u>2007</u>	<u>2006</u>
Program expenses:		
Instruction:		
Regular	\$ 4,405,945	\$ 4,153,660
Special	1,111,589	1,063,262
Vocational	6,456	3,140
Other	533,409	600,352
Support services:		
Pupil	848,893	823,680
Instructional staff	313,196	349,658
Board of education	3,388	12,952
Administration	632,437	738,217
Fiscal	318,180	311,333
Business	18,212	21,416
Operations and maintenance	667,950	682,016
Pupil transportation	690,664	679,058
Central	37,040	38,767
Operation of non-instructional services:		
Non-instructional services	935	1,928
Food service operations	489,000	438,702
Extracurricular activities	397,380	366,349
Interest and fiscal charges	318,211	326,400
 Total expenses	 <u>10,792,885</u>	 <u>10,610,890</u>
 Change in net assets	 572,230	 578,264
 Net assets at beginning of year	 <u>4,169,339</u>	 <u>3,591,075</u>
 Net assets at end of year	 <u>\$ 4,741,569</u>	 <u>\$ 4,169,339</u>

Governmental Activities

Net assets of the District's governmental activities increased \$572,230. Total governmental expenses of \$10,792,885 were offset by program revenues of \$2,005,503 and general revenues of \$9,359,612. Program revenues supported 18.58% of the total governmental expenses.

The primary sources of revenue for governmental activities are derived from property taxes, and grants and entitlements. These revenue sources represent 81.47% of total governmental revenue.

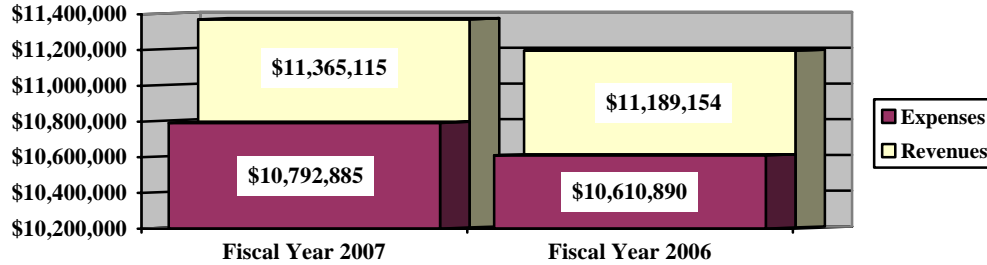
The largest expense of the District is for instructional programs. Instruction expenses totaled \$6,057,399 or 56.12% of total governmental expenses for fiscal 2007.

**WYNFORD LOCAL SCHOOL DISTRICT
CRAWFORD COUNTY, OHIO**

**MANAGEMENT'S DISCUSSION AND ANALYSIS
FOR THE FISCAL YEAR ENDED JUNE 30, 2007**

The graph below presents the District's governmental activities revenue and expenses for fiscal years 2007 and 2006.

Governmental Activities - Revenues and Expenses



The Statement of Activities shows the cost of program services and the charges for services and grants offsetting those services. The following table shows, for governmental activities, the total cost of services and the net cost of services for fiscal years 2007 and 2006. That is, it identifies the cost of these services supported by tax revenue and unrestricted State grants and entitlements.

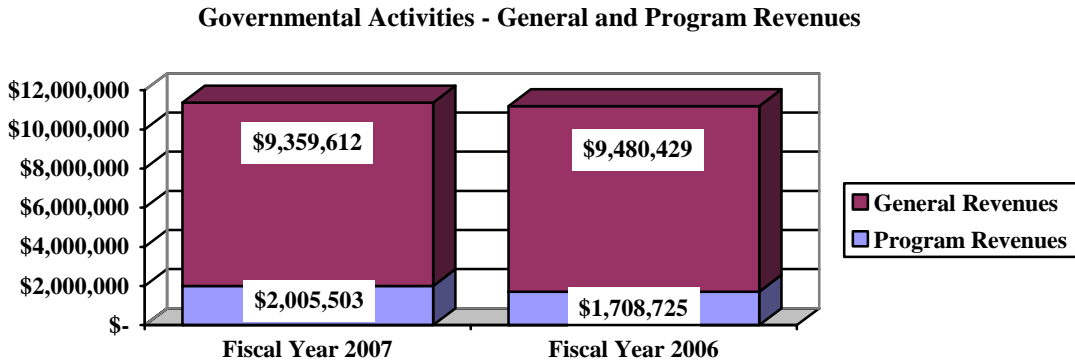
	Governmental Activities			
	Total Cost of Services	Net Cost of Services	Total Cost of Services	Net Cost of Services
	<u>2007</u>	<u>2007</u>	<u>2006</u>	<u>2006</u>
Program expenses				
Instruction:				
Regular	\$ 4,405,945	\$ 3,777,010	\$ 4,153,660	\$ 3,523,084
Special	1,111,589	370,436	1,063,262	619,891
Vocational	6,456	2,533	3,140	3,140
Other	533,409	525,006	600,352	581,766
Support services:				
Pupil	848,893	842,007	823,680	816,670
Instructional staff	313,196	303,817	349,658	334,583
Board of education	3,388	3,388	12,952	12,952
Administration	632,437	630,271	738,217	732,268
Fiscal	318,180	318,180	311,333	311,333
Business	18,212	18,212	21,416	21,416
Operations and maintenance	667,950	667,950	682,016	682,016
Pupil transportation	690,664	673,045	679,058	679,058
Central	37,040	31,040	38,767	32,767
Operation of non-instructional services				
Other non-instructional services	935	935	1,928	1,928
Food service operations	489,000	39,551	438,702	(4,313)
Extracurricular activities	397,380	265,790	366,349	227,206
Interest and fiscal charges	<u>318,211</u>	<u>318,211</u>	<u>326,400</u>	<u>326,400</u>
Total expenses	<u>\$ 10,792,885</u>	<u>\$ 8,787,382</u>	<u>\$ 10,610,890</u>	<u>\$ 8,902,165</u>

**WYNFORD LOCAL SCHOOL DISTRICT
CRAWFORD COUNTY, OHIO**

**MANAGEMENT'S DISCUSSION AND ANALYSIS
FOR THE FISCAL YEAR ENDED JUNE 30, 2007**

The dependence upon tax and other general revenues for governmental activities is apparent, 77.18% of instruction activities are supported through taxes and other general revenues. For all governmental activities, general revenue support is 81.42%. The District's taxpayers and grants and entitlements received by the State of Ohio that are not restricted in use are by far the primary support for District's students.

The graph below presents the District's governmental activities revenue for fiscal year 2007 and 2006.



The District's Funds

The District's governmental funds reported a combined fund balance of \$2,946,872, which is higher than last year's total of \$2,031,273. The schedule below indicates the fund balance and the total change in fund balance as of June 30, 2007 and 2006.

	<u>Fund Balance</u> <u>June 30, 2007</u>	<u>Fund Balance</u> <u>June 30, 2006</u>	<u>Increase</u>	<u>Percentage</u> <u>Change</u>
General	\$ 2,008,127	\$ 1,264,382	\$ 743,745	58.82 %
Other Governmental	<u>938,745</u>	<u>766,891</u>	<u>171,854</u>	22.41 %
Total	<u>\$ 2,946,872</u>	<u>\$ 2,031,273</u>	<u>\$ 915,599</u>	45.08 %

General Fund

The District's general fund balance increased \$743,745 primarily due to an increase in tax revenues, investment earnings and intergovernmental revenues received from the State of Ohio. In addition, expenditures decreased slightly from the prior year. The table that follows assists in illustrating the financial activities and fund balance of the general fund.

**WYNFORD LOCAL SCHOOL DISTRICT
CRAWFORD COUNTY, OHIO**

MANAGEMENT'S DISCUSSION AND ANALYSIS
FOR THE FISCAL YEAR ENDED JUNE 30, 2007

	<u>2007</u>	<u>2006</u>	<u>Increase</u>	<u>Percentage</u>
	<u>Amount</u>	<u>Amount</u>	<u>(Decrease)</u>	<u>Change</u>
<u>Revenues</u>				
Taxes	\$ 3,953,234	\$ 3,791,151	\$ 162,083	4.28 %
Tuition	503,879	463,231	40,648	8.77 %
Transportation fees	21,274	19,436	1,838	9.46 %
Earnings on investments	88,713	49,330	39,383	79.84 %
Classroom materials and fees	56,593	46,875	9,718	20.73 %
Intergovernmental	5,402,587	5,032,883	369,704	7.35 %
Other revenues	<u>12,681</u>	<u>28,114</u>	<u>(15,433)</u>	(54.89) %
 Total	 <u>\$ 10,038,961</u>	 <u>\$ 9,431,020</u>	 <u>\$ 607,941</u>	 6.45 %
<u>Expenditures</u>				
Instruction	\$ 5,305,465	\$ 5,309,138	\$ (3,673)	(0.07) %
Support services	3,394,444	3,485,483	(91,039)	(2.61) %
Non-instructional services	935	616	319	51.79 %
Extracurricular activities	205,719	203,566	2,153	1.06 %
Facilities acquisition and construction	-	7,812	(7,812)	(100.00) %
Debt service	<u>11,710</u>	<u>16,488</u>	<u>(4,778)</u>	(28.98) %
 Total	 <u>\$ 8,918,273</u>	 <u>\$ 9,023,103</u>	 <u>\$ (104,830)</u>	 (1.16) %

The increase in taxes can be attributed to a greater amount that is available to advance by the county at year end. The increase in intergovernmental revenue can be attributed an increase in state funding during the year. The increase in earnings on investments can be attributed to the increasing interest rates.

General Fund Budgeting Highlights

The District's budget is prepared according to Ohio law and is based on accounting for certain transactions on a basis of cash receipts, disbursements and encumbrances. The most significant budgeted fund is the general fund.

During the course of fiscal 2007, the District amended its general fund budget several times. For the general fund, original budgeted revenues and other financing sources were \$9,390,558 and final budgeted revenues and other financing sources were \$9,737,695. Actual revenues and other financing sources for fiscal 2007 was \$9,885,352. This represents a \$147,657 increase over final budgeted revenues. The increase is primarily due to an increase in tax revenue and homestead and rollbacks estimated by the county.

General fund original appropriations (appropriated expenditures including other financing uses) totaled \$9,214,674 and final appropriations totaled \$9,744,502. The actual budget basis expenditures for fiscal year 2007 totaled \$9,549,804, which was \$194,698 less than the final budgeted amounts.

**WYNFORD LOCAL SCHOOL DISTRICT
CRAWFORD COUNTY, OHIO**

MANAGEMENT'S DISCUSSION AND ANALYSIS
FOR THE FISCAL YEAR ENDED JUNE 30, 2007

Capital Assets and Debt Administration

Capital Assets

At the end of fiscal 2007, the District had \$8,488,614 invested in land, and improvements, buildings and improvements, furniture and equipment, and vehicles. This entire amount is reported in governmental activities. The following table shows fiscal 2007 balances compared to 2006 balances:

**Capital Assets at June 30
(Net of Depreciation)**

	Governmental Activities	
	2007	2006
Land	\$ 230,237	\$ 230,237
Land improvements	267,152	282,811
Building and improvements	7,193,198	7,391,696
Furniture and equipment	529,181	533,483
Vehicles	268,846	268,216
Total	\$ 8,488,614	\$ 8,706,443

The overall decrease in capital assets of \$217,829 is due to depreciation expense of \$341,642 exceeding capital outlays of \$127,388 in the fiscal year. In addition, the District had disposals of \$3,575, net of accumulated depreciation.

See Note 8 to the basic financial statements for additional information on the District's capital assets.

Debt Administration

At June 30, 2007, the District had \$6,350,000 in general obligation bonds and \$25,027 in capital lease obligations. Of this total, \$194,082 is due within one year and \$6,180,945 is due in more than one year. The following table summarizes the bonds and loans outstanding.

Outstanding Debt, at Year End

	Governmental Activities <u>2007</u>	Governmental Activities <u>2006</u>
General obligation bonds	\$ 6,350,000	\$ 6,515,000
Judgement notes	-	19,230
Capital lease obligation	25,027	34,360
Total	\$ 6,375,027	\$ 6,568,590

At June 30, 2007, the District's overall legal debt margin was \$4,015,936 and an unvoted debt margin of \$111,306. See Note 10 to the basic financial statements for additional information on the District's debt administration.

**WYNFORD LOCAL SCHOOL DISTRICT
CRAWFORD COUNTY, OHIO**

**MANAGEMENT'S DISCUSSION AND ANALYSIS
FOR THE FISCAL YEAR ENDED JUNE 30, 2007**

Current Financial Related Activities

Consistent with many school districts in Ohio, the District is forced to face the difficult challenges of maintaining the highest standards of service to the students and the community, while striving to remain financially solvent. The lack of a resolve by the Governor to the Supreme Court of Ohio's rulings regarding the state's funding of schools continues to create a hardship in the District's budget.

The District's five year forecast shows revenues outpacing expenditures at the end of fiscal year 2008 through fiscal year 2011. Although the current forecast displays expenditures over revenues in fiscal year 2012, the District will continue to closely monitor the results of moving to a self-insured Health Savings Account plan for its medical and prescription insurance, estimating that the generated savings from this change and careful spending will eliminate the negative margin in that year. In addition the passage of a 3.3 mill emergency levy renewal and the 6.9 operating levy renewal in May, 2009, is essential to continuing the positive carryover balances forecasted in fiscal year 2010 and future years. The Board will continue to monitor the projections included in the five year forecast and make decisions accordingly, including attempting to identify additional cost savings.

The District continues to face many challenges in the future and stabilizing the District's finances is critical to continuing its academic excellence. The District's community takes pride in its schools and values the education its students receive. The Board, along with the Administration and Staff, is committed to working with the community in order to maintain their support and to continue operating a safe, effective, and efficient school system.

Contacting the District's Financial Management

This financial report is designed to provide our citizen's taxpayers, and investors and creditors with a general overview of the District's finances and to show the District's accountability for the money it receives. If you have questions about this report or need additional financial information contact Ms. Leesa Smith, Treasurer, Wynford Local School District, 3288 Holmes Center Road, Bucyrus, Ohio 44820-9462.

**BASIC
FINANCIAL STATEMENTS**

**WYNFORD LOCAL SCHOOL DISTRICT
CRAWFORD COUNTY, OHIO**

STATEMENT OF NET ASSETS
JUNE 30, 2007

	Governmental Activities
Assets:	
Equity in pooled cash and cash equivalents.	\$ 2,712,796
Investments	45,229
Receivables:	
Taxes	4,109,868
Accounts	914
Intergovernmental	82,244
Loans	1,006
Prepayments	13,568
Materials and supplies inventory	8,997
Capital assets:	
Land	230,237
Depreciable capital assets, net	8,258,377
Capital assets, net	8,488,614
Total assets.	15,463,236
Liabilities:	
Accounts payable.	21,337
Accrued wages and benefits	685,963
Pension obligation payable.	197,089
Intergovernmental payable	45,527
Accrued interest payable	18,920
Claims payable	230,900
Unearned revenue.	2,578,958
Long-term liabilities:	
Due within one year.	293,028
Due in more than one year	6,649,945
Total liabilities	10,721,667
Net Assets:	
Invested in capital assets, net of related debt.	2,113,587
Restricted for:	
Capital projects	503,983
Debt service.	340,605
Locally funded programs.	91
State funded programs	11,360
Federally funded programs.	14,575
Student activities.	67,205
Public school support	15,231
Other purposes	18,807
Unrestricted.	1,656,125
Total net assets	\$ 4,741,569

SEE ACCOMPANYING NOTES TO THE BASIC FINANCIAL STATEMENTS

**WYNFORD LOCAL SCHOOL DISTRICT
CRAWFORD COUNTY, OHIO**

STATEMENT OF ACTIVITIES
FOR THE FISCAL YEAR ENDED JUNE 30, 2007

	Expenses	Program Revenues			Net (Expense)
		Charges for Services and Sales	Operating Grants and Contributions	Capital Grants and Contributions	Revenue and Changes in Net Assets
					Governmental Activities
Governmental activities:					
Instruction:					
Regular	\$ 4,405,945	\$ 572,812	\$ 56,123	\$ -	\$ (3,777,010)
Special	1,111,589	9,884	731,269	-	(370,436)
Vocational	6,456	-	3,923	-	(2,533)
Other	533,409	-	8,403	-	(525,006)
Support services:					
Pupil	848,893	-	6,886	-	(842,007)
Instructional staff	313,196	-	9,379	-	(303,817)
Board of education	3,388	-	-	-	(3,388)
Administration	632,437	-	2,166	-	(630,271)
Fiscal	318,180	-	-	-	(318,180)
Business	18,212	-	-	-	(18,212)
Operations and maintenance	667,950	-	-	-	(667,950)
Pupil transportation	690,664	-	315	17,304	(673,045)
Central	37,040	-	6,000	-	(31,040)
Operation of non-instructional services:					
Non-instructional services	935	-	-	-	(935)
Food service operations	489,000	290,532	158,917	-	(39,551)
Extracurricular activities	397,380	94,493	37,097	-	(265,790)
Interest and fiscal charges	318,211	-	-	-	(318,211)
Total governmental activities	\$ 10,792,885	\$ 967,721	\$ 1,020,478	\$ 17,304	(8,787,382)

General Revenues:

Property taxes levied for:	
General purposes	3,890,606
Debt service	280,788
Grants and entitlements not restricted to specific programs	
Investment earnings	88,901
Miscellaneous	11,731
Total general revenues	9,359,612
Change in net assets	572,230
Net assets at beginning of year	4,169,339
Net assets at end of year	\$ 4,741,569

SEE ACCOMPANYING NOTES TO THE BASIC FINANCIAL STATEMENTS

**WYNFORD LOCAL SCHOOL DISTRICT
CRAWFORD COUNTY, OHIO**

BALANCE SHEET
GOVERNMENTAL FUNDS
JUNE 30, 2007

	<u>General</u>	<u>Other Governmental Funds</u>	<u>Total Governmental Funds</u>
Assets:			
Equity in pooled cash and cash equivalents	\$ 1,599,932	\$ 823,768	\$ 2,423,700
Investments	-	45,229	45,229
Receivables:			
Taxes	3,830,129	279,739	4,109,868
Accounts	525	-	525
Intergovernmental	-	82,244	82,244
Interfund receivable	14,510	-	14,510
Loans	1,006	-	1,006
Prepayments	13,118	450	13,568
Materials and supplies inventory	-	8,997	8,997
Restricted assets:			
Equity in pooled cash and cash equivalents	18,807	-	18,807
Total assets	<u>\$ 5,478,027</u>	<u>\$ 1,240,427</u>	<u>\$ 6,718,454</u>
Liabilities:			
Accounts payable	\$ 10,468	\$ 10,869	\$ 21,337
Accrued wages and benefits	624,089	61,874	685,963
Compensated absences payable	41,471	-	41,471
Pension obligation payable.	174,249	22,840	197,089
Intergovernmental payable.	43,909	1,618	45,527
Interfund payable.	-	14,510	14,510
Deferred revenue.	175,568	11,159	186,727
Unearned revenue.	2,400,146	178,812	2,578,958
Total liabilities	<u>3,469,900</u>	<u>301,682</u>	<u>3,771,582</u>
Fund Balances:			
Reserved for encumbrances	128,973	18,041	147,014
Reserved for debt service	-	260,157	260,157
Reserved for materials and supplies inventory.	-	8,997	8,997
Reserved for prepayments	13,118	450	13,568
Reserved for property tax unavailable for appropriation	1,236,458	88,209	1,324,667
Reserved for school bus purchases.	18,807	-	18,807
Unreserved, undesignated reported in:			
General fund	610,771	-	610,771
Special revenue funds.	-	60,483	60,483
Capital projects funds.	-	502,408	502,408
Total fund balances	<u>2,008,127</u>	<u>938,745</u>	<u>2,946,872</u>
Total liabilities and fund balances	<u>\$ 5,478,027</u>	<u>\$ 1,240,427</u>	<u>\$ 6,718,454</u>

SEE ACCOMPANYING NOTES TO THE BASIC FINANCIAL STATEMENTS

**WYNFORD LOCAL SCHOOL DISTRICT
CRAWFORD COUNTY, OHIO**

RECONCILIATION OF TOTAL GOVERNMENTAL FUND BALANCES TO
NET ASSETS OF GOVERNMENTAL ACTIVITIES
JUNE 30, 2007

Total governmental fund balances		\$ 2,946,872
<i>Amounts reported for governmental activities in the statement of net assets are different because:</i>		
Capital assets used in governmental activities are not financial resources and therefore are not reported in the funds.		8,488,614
Other long-term assets are not available to pay for current-period expenditures and therefore are deferred in the funds.		186,727
An internal service funds is used by management to charge the costs of insurance to individual funds. The assets and liabilities of the internal service fund are included in governmental activities on the statement of net assets.		39,778
In the statement of activities interest is accrued on outstanding bonds, whereas in governmental funds, interest expenditures are reported when due.		(18,920)
Long-term liabilities, including bonds and lease obligations payable, are not due and payable in the current period and therefore are not reported in the funds.		
Compensated absences	(526,475)	
General obligation bonds payable	(6,350,000)	
Capital lease obligation payable	(25,027)	
	(6,901,502)	
Total		(6,901,502)
Net assets of governmental activities		\$ 4,741,569

SEE ACCOMPANYING NOTES TO THE BASIC FINANCIAL STATEMENTS

**WYNFORD LOCAL SCHOOL DISTRICT
CRAWFORD COUNTY, OHIO**

STATEMENT OF REVENUES, EXPENDITURES AND CHANGES IN FUND BALANCES
GOVERNMENTAL FUNDS
FOR THE FISCAL YEAR ENDED JUNE 30, 2007

	<u>General</u>	<u>Other Governmental Funds</u>	<u>Total Governmental Funds</u>
Revenues:			
From local sources:			
Taxes	\$ 3,953,234	\$ 298,431	\$ 4,251,665
Tuition	503,879	-	503,879
Charges for services.	-	290,532	290,532
Transportation fees	21,274	-	21,274
Earnings on investments.	88,713	2,081	90,794
Classroom materials and fees	56,593	-	56,593
Extracurricular.	-	94,493	94,493
Other local revenues.	12,681	39,216	51,897
Intergovernmental - State	5,402,587	80,369	5,482,956
Intergovernmental - Federal.	-	604,444	604,444
Total revenues.	<u>10,038,961</u>	<u>1,409,566</u>	<u>11,448,527</u>
Expenditures:			
Current:			
Instruction:			
Regular	4,091,341	58,246	4,149,587
Special	683,460	362,567	1,046,027
Vocational	6,363	-	6,363
Other.	524,301	8,403	532,704
Support services:			
Pupil.	819,815	10,511	830,326
Instructional staff	270,970	12,146	283,116
Board of education	8,014	-	8,014
Administration.	591,755	4,106	595,861
Fiscal	300,203	8,782	308,985
Business	18,212	-	18,212
Operations and maintenance	680,835	7,400	688,235
Pupil transportation	673,600	-	673,600
Central.	31,040	6,000	37,040
Operation of non-instructional services:			
Other non-instructional services.	935	-	935
Food service operations	-	459,282	459,282
Extracurricular activities	205,719	174,151	379,870
Facilities acquisition and construction	-	2,250	2,250
Debt service:			
Principal retirement	9,333	184,230	193,563
Interest and fiscal charges	2,377	316,581	318,958
Total expenditures	<u>8,918,273</u>	<u>1,614,655</u>	<u>10,532,928</u>
Excess of revenues over (under) expenditures.	<u>1,120,688</u>	<u>(205,089)</u>	<u>915,599</u>
Other financing sources (uses):			
Transfers in	-	377,000	377,000
Transfers (out)	(376,943)	(57)	(377,000)
Total other financing sources (uses)	<u>(376,943)</u>	<u>376,943</u>	<u>-</u>
Net change in fund balances	743,745	171,854	915,599
Fund balances at beginning of year.	<u>1,264,382</u>	<u>766,891</u>	<u>2,031,273</u>
Fund balances at end of year.	<u>\$ 2,008,127</u>	<u>\$ 938,745</u>	<u>\$ 2,946,872</u>

SEE ACCOMPANYING NOTES TO THE BASIC FINANCIAL STATEMENTS

**WYNFORD LOCAL SCHOOL DISTRICT
CRAWFORD COUNTY, OHIO**

RECONCILIATION OF THE STATEMENT OF REVENUES, EXPENDITURES, AND CHANGES
IN FUND BALANCES OF GOVERNMENTAL FUNDS TO THE STATEMENT OF ACTIVITIES
FOR THE YEAR ENDED JUNE 30, 2007

Net change in fund balances - total governmental funds \$ 915,599

Amounts reported for governmental activities in the statement of activities are different because:

Governmental funds report capital outlays as expenditures. However, in the statement of activities, the cost of those assets are allocated over their estimated useful lives as depreciation expense. This is the amount by which depreciation exceeded capital outlays in the current period.

Capital asset additions	\$ 127,388	
Current year depreciation	<u>(341,642)</u>	
Total		(214,254)

Governmental funds only report the disposal of capital assets to the extent proceeds are received from the sale. In the statement of activities, a gain or loss is reported for each disposal. (3,575)

Revenues in the statement of activities that do not provide current financial resources are not reported as revenues in the funds.

Delinquent property taxes	(80,271)	
Intergovernmental	<u>(3,329)</u>	
Total		(83,600)

Repayment of long-term debt is an expenditure in the governmental funds, but the repayment reduces long-term liabilities on the statement net assets. 193,563

In the statement of activities, interest is accrued on outstanding bonds, whereas in governmental funds, interest is expensed when due. 747

Some expenses reported in the statement of activities, including compensated absences, do not require the use of current financial resources and therefore are not reported as expenditures in the governmental funds. (7,462)

The internal service fund used by management to charge the costs of insurance to individual funds is not reported in the statement of activities. Governmental fund expenditures and the related internal service fund revenues are eliminated. The net revenue (expense) of the internal service fund is allocated amount the governmental activities. (228,788)

Change in net assets of governmental activities \$ 572,230

SEE ACCOMPANYING NOTES TO THE BASIC FINANCIAL STATEMENTS

**WYNFORD LOCAL SCHOOL DISTRICT
CRAWFORD COUNTY, OHIO**

STATEMENT OF REVENUES, EXPENDITURES AND CHANGES IN
FUND BALANCE - BUDGET AND ACTUAL (NON-GAAP BUDGETARY BASIS)
GENERAL FUND
FOR THE FISCAL YEAR ENDED JUNE 30, 2007

	<u>Budgeted Amounts</u>			Variance with Final Budget Positive (Negative)
	<u>Original</u>	<u>Final</u>	<u>Actual</u>	
Revenues:				
From local sources:				
Taxes	\$ 3,574,182	\$ 3,706,838	\$ 3,763,264	\$ 56,426
Tuition.	478,562	496,324	503,879	7,555
Transportation fees.	20,205	20,955	21,274	319
Earnings on investments.	84,256	87,383	88,713	1,330
Classroom materials and fees	53,385	55,366	56,209	843
Other local revenues	11,266	11,684	11,862	178
Intergovernmental - State	5,131,138	5,321,581	5,402,587	81,006
Total revenue	<u>9,352,994</u>	<u>9,700,131</u>	<u>9,847,788</u>	<u>147,657</u>
Expenditures:				
Current:				
Instruction:				
Regular	3,961,003	4,199,702	4,111,987	87,715
Special.	670,913	711,343	696,486	14,857
Vocational.	6,126	6,496	6,360	136
Other.	508,600	539,249	527,986	11,263
Support services:				
Pupil.	844,862	895,775	877,066	18,709
Instructional staff	279,822	296,685	290,488	6,197
Board of education	7,822	8,293	8,120	173
Administration.	646,775	685,751	671,428	14,323
Fiscal	286,269	303,520	297,181	6,339
Business	27,309	28,955	28,350	605
Operations and maintenance.	671,082	711,523	696,662	14,861
Pupil transportation	653,456	692,835	678,364	14,471
Central.	29,900	31,702	31,040	662
Operation of non-instructional services:				
Other non-instructional services	323	342	335	7
Extracurricular activities.	197,792	209,711	205,331	4,380
Total expenditures	<u>8,792,054</u>	<u>9,321,882</u>	<u>9,127,184</u>	<u>194,698</u>
Excess of revenues over expenditures	<u>560,940</u>	<u>378,249</u>	<u>720,604</u>	<u>342,355</u>
Other financing sources (uses):				
Refund of prior year expenditure.	952	952	952	-
Transfers in.	30,169	30,169	30,169	-
Transfers (out)	(407,105)	(407,105)	(407,105)	-
Advances in.	6,444	6,444	6,444	-
Advances (out)	(15,516)	(15,516)	(15,516)	-
Total other financing sources (uses)	<u>(385,056)</u>	<u>(385,056)</u>	<u>(385,056)</u>	<u>-</u>
Net change in fund balance	175,884	(6,807)	335,548	342,355
Fund balance at beginning of year.	981,429	981,429	981,429	-
Prior year encumbrances appropriated	134,645	134,645	134,645	-
Fund balance at end of year	<u>\$ 1,291,958</u>	<u>\$ 1,109,267</u>	<u>\$ 1,451,622</u>	<u>\$ 342,355</u>

SEE ACCOMPANYING NOTES TO THE BASIC FINANCIAL STATEMENTS

**WYNFORD LOCAL SCHOOL DISTRICT
CRAWFORD COUNTY, OHIO**

STATEMENT OF NET ASSETS
PROPRIETARY FUND
JUNE 30, 2007

	<u>Governmental Activities - Internal Service Fund</u>
Assets:	
Current assets:	
Equity in pooled cash and cash equivalents	\$ 270,289
Receivables:	
Accounts	<u>389</u>
Total assets.	<u>270,678</u>
Liabilities:	
Claims payable	<u>230,900</u>
Total current liabilities	<u>230,900</u>
Total liabilities	<u>230,900</u>
Net assets:	
Unrestricted.	<u>39,778</u>
Total net assets	<u><u>\$ 39,778</u></u>

SEE ACCOMPANYING NOTES TO THE BASIC FINANCIAL STATEMENTS

**WYNFORD LOCAL SCHOOL DISTRICT
CRAWFORD COUNTY, OHIO**

STATEMENT OF REVENUES, EXPENSES AND
CHANGES IN NET ASSETS
PROPRIETARY FUND
FOR THE FISCAL YEAR ENDED JUNE 30, 2007

	Governmental Activities - Internal Service Fund
Operating revenues:	
Charges for services	\$ 1,037,717
Total operating revenues	<u>1,037,717</u>
 Operating expenses:	
Purchased services	234,485
Claims expense	1,032,208
Total operating expenses	<u>1,266,693</u>
 Operating loss.	<u>(228,976)</u>
 Nonoperating revenues:	
Interest revenue.	188
Total nonoperating revenues	<u>188</u>
 Change in net assets.	(228,788)
 Net assets at beginning of year	<u>268,566</u>
 Net assets at end of year	<u><u>\$ 39,778</u></u>

SEE ACCOMPANYING NOTES TO THE BASIC FINANCIAL STATEMENTS

**WYNFORD LOCAL SCHOOL DISTRICT
CRAWFORD COUNTY, OHIO**

STATEMENT OF CASH FLOWS
PROPRIETARY FUND
FOR THE FISCAL YEAR ENDED JUNE 30, 2007

	Governmental Activities - Internal Service Fund
Cash flows from operating activities:	
Cash received from charges for services	\$ 1,037,328
Cash payments for purchased services	(234,485)
Cash payments for claims.	(907,805)
Net cash used in operating activities	(104,962)
Cash flows from investing activities:	
Interest received	188
Net cash provided by investing activities	188
Net decrease in cash and cash equivalents	(104,774)
Cash and cash equivalents at beginning of year. . .	375,063
Cash and cash equivalents at end of year	\$ 270,289
 Reconciliation of operating loss to net cash used in operating activities:	
Operating loss.	\$ (228,976)
Changes in assets and liabilities:	
(Increase) in accounts receivable.	(389)
Increase in claims payable	124,403
Net cash used in operating activities	\$ (104,962)

SEE ACCOMPANYING NOTES TO THE BASIC FINANCIAL STATEMENTS

**WYNFORD LOCAL SCHOOL DISTRICT
CRAWFORD COUNTY, OHIO**

STATEMENT OF FIDUCIARY NET ASSETS
FIDUCIARY FUNDS
JUNE 30, 2007

	Private-Purpose Trust	
	Scholarship	Agency
Assets:		
Equity in pooled cash and cash equivalents	\$ 2,331	\$ 63,954
Total assets.	2,331	\$ 63,954
Liabilities:		
Accounts payable.	-	\$ 884
Loans payable.	-	1,006
Due to students	-	62,064
Total liabilities	-	\$ 63,954
Net Assets:		
Held in trust for scholarships	2,331	
Total net assets	\$ 2,331	

SEE ACCOMPANYING NOTES TO THE BASIC FINANCIAL STATEMENTS

**WYNFORD LOCAL SCHOOL DISTRICT
CRAWFORD COUNTY, OHIO**

STATEMENT OF CHANGES IN FIDUCIARY NET ASSETS
FIDUCIARY FUND
FOR THE FISCAL YEAR ENDED JUNE 30, 2007

	Private-Purpose Trust
	Scholarship
Additions:	
Gifts and contributions.	\$ 1,400
Total additions.	1,400
Deductions:	
Scholarships awarded	1,400
Total deductions	1,400
Change in net assets	-
Net assets at beginning of year.	2,331
Net assets at end of year	\$ 2,331

SEE ACCOMPANYING NOTES TO THE BASIC FINANCIAL STATEMENTS

THIS PAGE IS INTENTIONALLY LEFT BLANK

**WYNFORD LOCAL SCHOOL DISTRICT
CRAWFORD COUNTY, OHIO**

**NOTES TO THE BASIC FINANCIAL STATEMENTS
FOR THE FISCAL YEAR ENDED JUNE 30, 2007**

NOTE 1 - DESCRIPTION OF THE SCHOOL DISTRICT

Wynford Local School District (the "District") is organized under Article VI, Sections 2 and 3 of the Constitution of the State of Ohio to provide educational services to students and other community members of the District. Under such laws, there is no authority for a School District to have a charter or adopt local laws. The legislative power of the District is vested in the Board of Education, consisting of five members elected at large for staggered four-year terms by the citizens of the District.

The District serves an area of approximately 327 square miles in Crawford County, and includes portions of the City of Bucyrus, the Village of Nevada and portions of surrounding townships.

The District is the 454th largest by enrollment among 876 public school districts in the state and 3rd largest in Crawford County. It currently operates two instructional buildings and a bus garage. The District is staffed by 86 certified and 53 non-certified members to provide services to approximately 1,120 students.

NOTE 2 - SUMMARY OF SIGNIFICANT ACCOUNTING POLICIES

The basic financial statements of the District have been prepared in conformity with accounting principles generally accepted in the United States of America (GAAP) as applied to governmental units. The Governmental Accounting Standards Board (GASB) is the accepted standard-setting body for establishing governmental accounting and financial reporting principles. The District also applies Financial Accounting Standards Board (FASB) Statements and Interpretations issued on or before November 30, 1989, to its governmental activities and to its proprietary fund provided they do not conflict with or contradict GASB pronouncements. The District's significant accounting policies are described below.

A. Reporting Entity

The reporting entity has been defined in accordance with GASB Statement No. 14, "The Financial Reporting Entity" as amended by GASB Statement No. 39, "Determining Whether Certain Organizations Are Component Units". The reporting entity is composed of the primary government, component units and other organizations that are included to ensure that the basic financial statements of the District are not misleading. The primary government consists of all funds, departments, boards and agencies that are not legally separate from the District. For the District, this includes general operations, food service and student related activities of the District.

Component units are legally separate organizations for which the District is financially accountable. The District is financially accountable for an organization if the District appoints a voting majority of the organization's governing board and (1) the District is able to significantly influence the programs or services performed or provided by the organization; or (2) the District is legally entitled to or can otherwise access the organization's resources; or (3) the District is legally obligated or has otherwise assumed the responsibility to finance the deficits of, or provide financial support to, the organization; or (4) the District is obligated for the debt of the organization. Component units may also include organizations that are fiscally dependent on the District in that the District approves the budget, the issuance of debt or the levying of taxes. Based upon the application of this criteria, the District has no component units. The basic financial statements of the reporting entity include only those of the District (the primary government). The following organizations are described due to their relationship to the District:

**WYNFORD LOCAL SCHOOL DISTRICT
CRAWFORD COUNTY, OHIO**

NOTES TO THE BASIC FINANCIAL STATEMENTS
FOR THE FISCAL YEAR ENDED JUNE 30, 2007

NOTE 2 - SUMMARY OF SIGNIFICANT ACCOUNTING POLICIES - (Continued)

JOINTLY GOVERNED ORGANIZATIONS

Pioneer Career and Technology Center (PCTC)

The PCTC is a distinct political subdivision of the State of Ohio operated under the direction of a Board consisting of one representative from each of the participating school districts' elected boards, which possesses its own budgeting and taxing authority. To obtain financial information write to the Treasurer of the Pioneer Career and Technology Center at 27 Ryan Road, Shelby, OH 44875.

Heartland Council of Governments/North Central Ohio Computer Cooperative (the "COG")

The COG is a jointly governed organization among 24 school districts and 1 county educational service center. The COG was formed for the purpose of applying modern technology with the aid of computers and other electronic technology to administrative and instructional functions. Each member district supports the COG based on a per pupil charge, dependent upon the software package utilized. The COG is governed by a Board of Directors consisting of superintendents of the member school districts. The degree of control exercised by any school district is limited to its representation on the Board. In accordance with GASB Statement Nos. 14 and 39, the District does not have any equity interest in the COG. Financial information can be obtained from the treasurer for the Pioneer Career and Technology Center, who serves as fiscal agent for the COG, at 27 Ryan Road, Shelby, Ohio 44875-0309.

INSURANCE PURCHASING POOL

Ohio School Boards Association Workers' Compensation Group Rating Plan

The District participates in a group rating plan for workers' compensation as established under Section 4123.29 of the Ohio Revised Code. The Ohio School Boards Association Workers' Compensation Group Rating Plan (the "GRP") was established through the Ohio School Boards Association (OSBA) as a group purchasing pool.

B. Fund Accounting

The District uses funds to maintain its financial records during the year. A fund is defined as a fiscal and accounting entity with a self balancing set of accounts. There are three categories of funds: governmental, proprietary and fiduciary.

GOVERNMENTAL FUNDS

Governmental funds are those through which most governmental functions typically are financed. Governmental fund reporting focuses on the sources, uses and balances of current financial resources. Expendable assets are assigned to the various governmental funds according to the purposes for which they may or must be used. Current liabilities are assigned to the fund from which they will be paid. The difference between governmental fund assets and liabilities is reported as fund balance. The following is the District's major governmental fund:

General Fund - The general fund is used to account for all financial resources except those required to be accounted for in another fund. The general fund balance is available for any purpose provided it is expended or transferred according to the general laws of Ohio.

**WYNFORD LOCAL SCHOOL DISTRICT
CRAWFORD COUNTY, OHIO**

NOTES TO THE BASIC FINANCIAL STATEMENTS
FOR THE FISCAL YEAR ENDED JUNE 30, 2007

NOTE 2 - SUMMARY OF SIGNIFICANT ACCOUNTING POLICIES - (Continued)

Other governmental funds of the District are used to account for (a) financial resources to be used for the acquisition, construction, or improvement of capital facilities other than those financed by proprietary and trust funds; (b) for grants and other resources whose use is restricted to a particular purpose; (c) the accumulation of resources for the repayment of general obligation debt; and (d) food service operations.

PROPRIETARY FUND

Proprietary funds are used to account for the District's ongoing activities which are similar to those often found in the private sector. The District has no enterprise funds. The following is a description of the District's internal service fund:

Internal Service Fund - The internal service fund is used to account for the financing of goods or services provided by one department or agency to other departments or agencies of the District, or to other governments, on a cost-reimbursement basis. The only internal service fund of the District accounts for a self-insurance program which provides medical/surgical and dental benefits to employees.

FIDUCIARY FUNDS

Fiduciary fund reporting focuses on net assets and changes in net assets. The fiduciary fund category is split into four classifications: pension trust funds, investment trust funds, private-purpose trust funds and agency funds. Trust funds are used to account for assets held by the District under a trust agreement for individuals, private organizations, or other governments and are therefore not available to support the District's own programs. The District's only trust fund is a private-purpose trust which accounts for scholarship programs for students. Agency funds are custodial in nature (assets equal liabilities) and do not involve measurement of results of operations. The District's agency fund accounts for student activities.

C. Basis of Presentation and Measurement Focus

Government-wide Financial Statements - The statement of net assets and the statement of activities display information about the District as a whole. These statements include the financial activities of the primary government, except for fiduciary funds. Internal service fund operating activity is eliminated to avoid overstatement of revenues and expenses.

The government-wide statement of activities presents a comparison between direct expenses and program revenues for each function or program of the governmental activities of the District. Direct expenses are those that are specifically associated with a service, program or department and therefore clearly identifiable to a particular function. Program revenues include amounts paid by the recipient of goods or services offered by the program and grants and contributions that are restricted to meeting the operational or capital requirements of a particular program. Revenues not classified as program revenues are presented as general revenues of the District.

The government-wide financial statements are prepared using the economic resources measurement focus. All assets and all liabilities associated with the operation of the District are included on the statement of net assets.

**WYNFORD LOCAL SCHOOL DISTRICT
CRAWFORD COUNTY, OHIO**

NOTES TO THE BASIC FINANCIAL STATEMENTS
FOR THE FISCAL YEAR ENDED JUNE 30, 2007

NOTE 2 - SUMMARY OF SIGNIFICANT ACCOUNTING POLICIES - (Continued)

Fund Financial Statements - Fund financial statements report detailed information about the District. The focus of governmental fund financial statements is on major funds rather than reporting funds by type. Each major fund is presented in a separate column, and all nonmajor funds are aggregated into one column. The internal service fund is presented in a single column on the face of the proprietary fund statements. Fiduciary funds are reported by fund type.

All governmental funds are accounted for using a flow of current financial resources measurement focus. With this measurement focus, only current assets and current liabilities generally are included on the balance sheet. The statement of revenues, expenditures and changes in fund balances reports on the sources (i.e., revenues and other financing sources) and uses (i.e., expenditures and other financing uses) of current financial resources. This approach differs from the manner in which the governmental activities of the government-wide financial statements are prepared. Governmental fund financial statements therefore include a reconciliation with brief explanations to better identify the relationship between the government-wide statements and the statements for governmental funds.

Like the government-wide statements, the internal service fund is accounted for on a flow of economic resources measurement focus. All assets and all liabilities associated with the operation of this fund are included on the statement of fund net assets. The statement of changes in fund net assets presents increases (i.e., revenues) and decreases (i.e., expenses) in net total assets. The statement of cash flows provides information about how the District finances and meets the cash flow needs of its proprietary activity.

Proprietary funds distinguish operating revenues and expenses from nonoperating items. Operating revenues and expenses generally result from providing services and producing and delivering goods in connection with a proprietary fund's principal ongoing operation. The principal operating revenues of the District's internal service fund is charges for sales and services. Operating expenses for the internal service fund include claims and administrative expenses. All revenues and expenses not meeting this definition are reported as nonoperating revenues and expenses.

The private-purpose trust fund is reported using the economic resources measurement focus. Agency funds do not report a measurement focus as they do not report operations.

D. Basis of Accounting

Basis of accounting determines when transactions are recorded in the financial records and reported on the financial statements. Government-wide financial statements are prepared using the accrual basis of accounting. Governmental funds use the modified accrual basis of accounting. Proprietary and fiduciary funds also use the accrual basis of accounting.

Revenues - Exchange and Non-exchange Transactions - Revenue resulting from exchange transactions, in which each party gives and receives essentially equal value, is recorded on the accrual basis when the exchange takes place. On a modified accrual basis, revenue is recorded in the fiscal year in which the resources are measurable and become available. Available means that the resources will be collected within the current fiscal year or are expected to be collected soon enough thereafter to be used to pay liabilities of the current fiscal year. For the District, available means expected to be received within sixty days of fiscal year-end.

**WYNFORD LOCAL SCHOOL DISTRICT
CRAWFORD COUNTY, OHIO**

NOTES TO THE BASIC FINANCIAL STATEMENTS
FOR THE FISCAL YEAR ENDED JUNE 30, 2007

NOTE 2 - SUMMARY OF SIGNIFICANT ACCOUNTING POLICIES - (Continued)

Nonexchange transactions, in which the District receives value without directly giving equal value in return, include property taxes, grants, entitlements and donations. On an accrual basis, revenue from property taxes is recognized in the fiscal year for which the taxes are levied (see Note 6).

Revenue from grants, entitlements and donations is recognized in the fiscal year in which all eligibility requirements have been satisfied. Eligibility requirements include timing requirements, which specify the year when the resources are required to be used or the fiscal year when use is first permitted, matching requirements, in which the District must provide local resources to be used for a specified purpose, and expenditure requirements, in which the resources are provided to the District on a reimbursement basis. On a modified accrual basis, revenue from nonexchange transactions must also be available before it can be recognized.

Under the modified accrual basis, the following revenue sources are considered to be both measurable and available at fiscal year-end: property taxes available as an advance, interest, tuition, grants, student fees and rentals.

Unearned Revenue and Deferred Revenue - Unearned revenue and deferred revenue arise when assets are recognized before revenue recognition criteria have been satisfied.

Property taxes for which there is an enforceable legal claim as of June 30, 2007, but which were levied to finance fiscal year 2008 operations, and other revenues received in advance of the fiscal year for which they are intended to finance, have been recorded as unearned revenue. Grants and entitlements received before the eligibility requirements are met and delinquent property taxes due at June 30, 2007 are recorded as deferred revenue.

On governmental fund financial statements, receivables that will not be collected within the available period have been reported as deferred revenue.

Expenses/Expenditures - On the accrual basis of accounting, expenses are recognized at the time they are incurred. The fair value of donated commodities received during the year is reported in the statement of revenues, expenditures and changes in fund balances as an expenditure with a like amount reported as intergovernmental revenue.

The measurement focus of governmental fund accounting is on decreases in net financial resources (expenditures) rather than expenses. Expenditures are generally recognized in the accounting period in which the related fund liability is incurred, if measurable. Allocation of cost, such as depreciation and amortization, are not recognized in governmental funds.

E. Budgets

The District is required by state statute to adopt an annual appropriated cash basis budget for all funds (except agency funds). The specific timetable for fiscal year 2007 is as follows:

1. Prior to January 15, the Superintendent and Treasurer submit to the Board of Education a proposed operating budget for the fiscal year commencing the following July 1. The budget includes proposed expenditures and the means of financing for all funds. Public hearings are publicized and conducted to obtain taxpayers' comments. The expressed purpose of this budget document is to reflect the need for existing (or increased) tax rates.

**WYNFORD LOCAL SCHOOL DISTRICT
CRAWFORD COUNTY, OHIO**

**NOTES TO THE BASIC FINANCIAL STATEMENTS
FOR THE FISCAL YEAR ENDED JUNE 30, 2007**

NOTE 2 - SUMMARY OF SIGNIFICANT ACCOUNTING POLICIES - (Continued)

2. By no later than January 20, the board-adopted budget is filed with the Crawford County Budget Commission for tax rate determination. Crawford County has waived this requirement for fiscal 2007.
3. Prior to April 1, the Board of Education accepts, by formal resolution, the tax rates as determined by the Budget Commission and receives the Commission's Certificate of Estimated Resources which states the projected revenue of each fund. Prior to June 30, the District must revise its budget so that total contemplated expenditures from any fund during the ensuing year will not exceed the amount stated in the Certificate of Estimated Resources. The revised budget then serves as a basis for the appropriation measure. On or about July 1, the Certificate is amended to include any unencumbered balances from the preceding year as reported by the District Treasurer. The Certificate may be further amended during the year if projected increases or decreases in revenue are identified by the District Treasurer. The budget figures, as shown in the accompanying budgetary statement, reflect the amounts set forth in the original and final Certificates of Estimated Resources issued for fiscal year 2007.
4. By July 1, the annual appropriation resolution is legally enacted by the Board of Education at the fund level of expenditures, which is the legal level of budgetary control. State statute permits a temporary appropriation to be effective until no later than October 1 of each year. Although the legal level of budgetary control was established at the fund level of expenditures, the District has elected to present budgetary statement comparisons at the fund and function level of expenditures. Resolution appropriations by fund must be within the estimated resources as certified by the County Budget Commission and the total of expenditures may not exceed the appropriation totals.
5. Any revisions that alter the total of any fund appropriation must be approved by the Board of Education.
6. Formal budgetary integration is employed as a management control device during the year for all funds consistent with the general obligation bond indenture and other statutory provisions. All funds completed the year within the amount of their legally authorized cash basis appropriation.
7. Appropriations amounts are as originally adopted, or as amended by the Board of Education through the year by supplemental appropriations, which either reallocated or increased the original, appropriated amounts. All supplemental appropriations were legally enacted by the Board prior to June 30, 2007. The budget figures, as shown in the accompanying budgetary statement, reflect the original and final appropriation amounts including all amendments and modifications.
8. Unencumbered appropriations lapse at fiscal year-end. Encumbered appropriations are carried forward to the succeeding fiscal year and need not be reappropriated. Expenditures may not legally exceed budgeted appropriations at the fund level.

F. Cash and Investments

To improve cash management, cash received by the District is pooled in a central bank account. Monies for all funds are maintained in this pool. Individual fund integrity is maintained through the District's records. Each fund's interest in the pool is presented as "Equity in Pooled Cash and Cash Equivalents" and "Investments" on the basic financial statements.

**WYNFORD LOCAL SCHOOL DISTRICT
CRAWFORD COUNTY, OHIO**

**NOTES TO THE BASIC FINANCIAL STATEMENTS
FOR THE FISCAL YEAR ENDED JUNE 30, 2007**

NOTE 2 - SUMMARY OF SIGNIFICANT ACCOUNTING POLICIES - (Continued)

During fiscal year 2007 investments were limited to the State Treasury Asset Reserve of Ohio (STAR Ohio), and certificates of deposit. Except for nonparticipating investment contracts, investments are reported at fair value, which is based on quoted market prices. Nonparticipating investment contracts such as certificates of deposit are reported at cost.

The District has invested funds in STAR Ohio during fiscal 2007. STAR Ohio is an investment pool managed by the State Treasurer's Office, which allows governments within the state to pool their funds for investment purposes. STAR Ohio is not registered with the SEC as an investment company, but does operate in a manner consistent with Rule 2a7 of the Investment Company Act of 1940. Investments in STAR Ohio are valued at STAR Ohio's share price which is the price the investment could be sold for on June 30, 2007.

Under existing Ohio statutes all investment earnings are assigned to the general fund unless statutorily required to be credited to a specific fund or by policy of the Board of Education. Investment earnings are assigned to the general fund and nonmajor governmental funds. Interest revenue credited to the general fund during fiscal year 2007 amounted to \$88,713 which includes \$39,540 assigned from other funds.

For presentation on the basic financial statements, investments of the cash management pool and investments with original maturities of three months or less at the time they are purchased by the District are considered to be cash equivalents. Investments with an initial maturity of more than three months are reported as investments.

An analysis of the District's investment account at fiscal year-end is provided in Note 4.

G. Inventory

On government-wide and fund financial statements, inventories are presented at the lower of cost or market on a first-in, first-out basis and are expensed when used. Inventories are accounted for using the consumption method.

Inventory consists of expendable supplies held for consumption, donated food and purchased food.

H. Capital Assets

General capital assets are those assets not specifically related to activities reported in the proprietary fund. These assets generally result from expenditures in the governmental funds. These assets are reported in the governmental activities column of the government-wide statement of net assets but are not reported in the fund financial statements.

All capital assets are capitalized at cost (or estimated historical cost) and updated for additions and retirements during the year. Donated capital assets are recorded at their fair market values as of the date received. The District maintains a capitalization threshold of \$2,500. Improvements are capitalized; the costs of normal maintenance and repairs that do not add to the value of the asset or materially extend an asset's life are not. The District does not possess infrastructure.

**WYNFORD LOCAL SCHOOL DISTRICT
CRAWFORD COUNTY, OHIO**

NOTES TO THE BASIC FINANCIAL STATEMENTS
FOR THE FISCAL YEAR ENDED JUNE 30, 2007

NOTE 2 - SUMMARY OF SIGNIFICANT ACCOUNTING POLICIES - (Continued)

All reported capital assets except land are depreciated. Improvements are depreciated over the remaining useful lives of the related capital assets. Depreciation is computed using the straight-line method over the following useful lives:

<u>Description</u>	Governmental Activities <u>Estimated Lives</u>
Land improvements	15 - 50 years
Buildings and improvements	10 - 50 years
Furniture and equipment	5 - 20 years
Vehicles	8 - 10 years

I. Interfund Balances

On fund financial statements, receivables and payables resulting from short-term interfund loans are classified as “interfund receivables/payables.” These amounts are eliminated in the governmental activities column on the statement of net assets. Receivables and payables resulting from loans from governmental funds to the agency fund are classified as “loans receivable/payable.”

J. Compensated Absences

Compensated absences of the District consist of vacation leave and severance liability to the extent that payments to the employee for these absences are attributable to services already rendered and are not contingent on a specific event that is outside the control of the District and the employee.

In accordance with the provisions of GASB Statement No. 16, “Accounting for Compensated Absences”, a liability for vacation leave is accrued if a) the employees’ rights to payment are attributable to services already rendered; and b) it is probable that the employer will compensate the employees for the benefits through paid time off or other means, such as cash payment at termination or retirement. A liability for severance is accrued using the vesting method; i.e., the liability is based on the sick leave accumulated at June 30, 2007, by those employees who are currently eligible to receive termination (severance) payments, as well as those employees expected to become eligible in the future. For purposes of establishing a liability for severance on employees expected to become eligible to retire in the future, all employees age 50 or greater with at least 10 years of service; or 20 years’ service at any age were considered expected to become eligible to retire in accordance with GASB Statement No. 16.

The total liability for vacation and severance payments has been calculated using pay rates in effect at June 30, 2007, and reduced to the maximum payment allowed by labor contract and/or statute, plus any applicable additional salary related payments.

The entire compensated absence liability is reported on the government-wide financial statements.

For governmental fund financial statements, the current portion of unpaid compensated absences is the amount expected to be paid using expendable available resources. These amounts are recorded in the account “compensated absences payable” in the fund from which the employees who have accumulated unpaid leave are paid. The noncurrent portion of the liability is not reported.

**WYNFORD LOCAL SCHOOL DISTRICT
CRAWFORD COUNTY, OHIO**

NOTES TO THE BASIC FINANCIAL STATEMENTS
FOR THE FISCAL YEAR ENDED JUNE 30, 2007

NOTE 2 - SUMMARY OF SIGNIFICANT ACCOUNTING POLICIES - (Continued)

K. Accrued Liabilities and Long-Term Obligations

All payables, accrued liabilities and long-term obligations are reported in the government-wide financial statements, and all payables, accrued liabilities and long-term obligations payable from the internal service fund are reported on the proprietary fund financial statements.

In general, governmental fund payables and accrued liabilities that, once incurred, are paid in a timely manner and in full from current financial resources, are reported as obligations of the funds. However, claims and judgments and compensated absences that will be paid from governmental funds are reported as a liability in the fund financial statements only to the extent that they are due for payment during the current year.

L. Fund Balance Reserves

The District reserves those portions of fund equity which are legally segregated for a specific future use or which do not represent available expendable resources and therefore are not available for appropriation or expenditure. Unreserved fund balance indicates that portion of fund equity which is available for appropriation in future periods. Fund equity reserves have been established for encumbrances, materials and supplies inventory, prepayments, debt service, school bus purchases and property tax revenue unavailable for appropriation. The reserve for property taxes unavailable for appropriation represents taxes recognized as revenue under GAAP but not available for appropriation under State statute.

M. Operating Revenues and Expenses

Operating revenues are those revenues that are generated directly from the primary activity of the proprietary fund. For the District, these revenues are charges for services for the employee self-insurance program. Operating expenses are necessary costs incurred to provide the good or service that are the primary activity of the fund including claims and administrative expenses. Revenues and expenses not reported as operating are reported as nonoperating.

N. Net Assets

Net assets represent the difference between assets and liabilities. Net assets invested in capital assets, net of related debt consist of capital assets, net of accumulated depreciation, reduced by the outstanding balances of any borrowings used for the acquisition, construction or improvement of those assets. Net assets are reported as restricted when there are limitations imposed on their use either through the enabling legislation or through external restrictions imposed by creditors, grantors or laws or regulations of other governments. The amount restricted for other purposes include amounts restricted by State statute for school bus purchases.

The District applies restricted resources first when an expense is incurred for purposes for which both restricted and unrestricted net assets are available.

**WYNFORD LOCAL SCHOOL DISTRICT
CRAWFORD COUNTY, OHIO**

**NOTES TO THE BASIC FINANCIAL STATEMENTS
FOR THE FISCAL YEAR ENDED JUNE 30, 2007**

NOTE 2 - SUMMARY OF SIGNIFICANT ACCOUNTING POLICIES - (Continued)

O. Prepayments

Certain payments to vendors reflect the costs applicable to future accounting periods and are recorded as prepaid items in both government-wide and fund financial statements. These items are reported as assets on the balance sheet using the consumption method. A current asset for the prepaid amounts is recorded at the time of the purchase and the expenditure/expense is reported in the year in which services are consumed.

P. Estimates

The preparation of the basic financial statements in conformity with GAAP requires management to make estimates and assumptions that affect the amounts reported in the basic financial statements and accompanying notes. Actual results may differ from those estimates.

Q. Restricted Assets

Restricted assets in the general fund represent cash and cash equivalents set-aside to establish a bus purchase reserve. This reserve is required by State statute. A schedule of statutory reserves is presented in Note 16.

R. Interfund Activity

Exchange transactions between funds are reported as revenues in the seller funds and as expenditures/expenses in the purchaser funds. Flows of cash or goods from one fund to another without a requirement for repayment are reported as interfund transfers. Interfund transfers are reported as other financing sources/uses in governmental funds and after nonoperating revenues/expenses in proprietary funds. Repayments from funds responsible for particular expenditures/expenses to the funds that initially paid for them are not presented on the basic financial statements.

S. Extraordinary and Special Items

Extraordinary items are transactions or events that are both unusual in nature and infrequent in occurrence. Special items are transactions or events that are within the control of the Board of Education and that are either unusual in nature or infrequent in occurrence. Neither type of transaction occurred during fiscal year 2007.

**WYNFORD LOCAL SCHOOL DISTRICT
CRAWFORD COUNTY, OHIO**

**NOTES TO THE BASIC FINANCIAL STATEMENTS
FOR THE FISCAL YEAR ENDED JUNE 30, 2007**

NOTE 3 - ACCOUNTABILITY & COMPLIANCE

Deficit Fund Balances

Fund balances at June 30, 2007 included the following individual fund deficits:

	<u>Deficit</u>
<u>Nonmajor Funds</u>	
Food Service	\$ 21,964
EMIS	202
Ohio Reads	14
Poverty Based Assistance	24
Title I	141
Drug Free School	9
Classroom Reduction	83
Miscellaneous Federal Grants	1

The general fund is liable for any deficits in these funds and provides transfers when cash is required, not when accruals occur. The deficit fund balances result from adjustments for accrued liabilities.

NOTE 4 - DEPOSITS AND INVESTMENTS

State statutes classify monies held by the District into three categories.

Active deposits are public deposits necessary to meet current demands on the treasury. Such monies must be maintained either as cash in the District treasury, in commercial accounts payable or withdrawable on demand, including negotiable order of withdrawal (NOW) accounts, or in money market deposit accounts.

Inactive deposits are public deposits that the Board of Education has identified as not required for use within the current five year period of designation of depositories. Inactive deposits must either be evidenced by certificates of deposit maturing not later than the end of the current period of designation of depositories, or by savings or deposit accounts including, but not limited to, passbook accounts.

Interim deposits are deposits of interim monies. Interim moneys are those monies which are not needed for immediate use but which will be needed before the end of the current period of designation of depositories. Interim deposits must be evidenced by time certificates of deposit maturing not more than one year from the date of deposit or by savings or deposit accounts including passbook accounts.

Interim monies are to be deposited or invested in the following securities:

1. United States Treasury Notes, Bills, Bonds, or any other obligation or security issued by the United States Treasury or any other obligation guaranteed as to principal and interest by the United States;
2. Bonds, notes, debentures, or any other obligations or securities issued by any federal government agency or instrumentality, including but not limited to, the Federal National Mortgage Association, Federal Home Loan Bank, Federal Farm Credit Bank, Federal Home Loan Mortgage Corporation, Government National Mortgage Association, and Student Loan Marketing Association. All federal agency securities shall be direct issuances of federal government agencies or instrumentalities;

**WYNFORD LOCAL SCHOOL DISTRICT
CRAWFORD COUNTY, OHIO**

NOTES TO THE BASIC FINANCIAL STATEMENTS
FOR THE FISCAL YEAR ENDED JUNE 30, 2007

NOTE 4 - DEPOSITS AND INVESTMENTS - (Continued)

3. Written repurchase agreements in the securities listed above provided that the market value of the securities subject to the repurchase agreement must exceed the principal value of the agreement by at least two percent and be marked to market daily, and that the term of the agreement must not exceed thirty days;
4. Bonds and other obligations of the State of Ohio;
5. No-load money market mutual funds consisting exclusively of obligations described items (1) and (2) above and repurchase agreements secured by such obligations, provided that investments in securities described in this division are made only through eligible institutions;
6. The State Treasurer's investment pool (STAR Ohio);
7. Certain banker's acceptance and commercial paper notes for a period not to exceed one hundred eighty days from the purchase date in an amount not to exceed twenty-five percent of the interim monies available for investment at any one time: and,
8. Under limited circumstances, corporate debt interests rated in either of the two highest classifications by at least two nationally recognized rating agencies.

Protection of the District's deposits is provided by the Federal Deposit Insurance Corporation (FDIC), by eligible securities pledged by the financial institution as security for repayment, by surety company bonds deposited with the Treasurer by the financial institution or by a single collateral pool established by the financial institution to secure the repayment of all public monies deposited with the institution.

Investments in stripped principal or interest obligations, reverse repurchase agreements and derivatives are prohibited. The issuance of taxable notes for the purpose of arbitrage, the use of leverage and short selling are also prohibited. An investment must mature within five years from the date of purchase unless matched to a specific obligation or debt of the District, and must be purchased with the expectation that it will be held to maturity. Investments may only be made through specified dealers and institutions. Payment for investments may be made only upon delivery of the securities representing the investments to the Treasurer or, if the securities are not represented by a certificate, upon receipt of confirmation of transfer from the custodian.

A. Cash on Hand

At year-end, the District had \$3,825 in undeposited cash on hand which is included on the financial statements of the District as part of "Equity in Pooled Cash and Cash Equivalents."

**WYNFORD LOCAL SCHOOL DISTRICT
CRAWFORD COUNTY, OHIO**

NOTES TO THE BASIC FINANCIAL STATEMENTS
FOR THE FISCAL YEAR ENDED JUNE 30, 2007

NOTE 4 - DEPOSITS AND INVESTMENTS - (Continued)

B. Deposits with Financial Institutions

At June 30, 2007, the carrying amount of all District deposits was \$2,510,614. Based on the criteria described in GASB Statement No. 40, “Deposits and Investment Risk Disclosures”, as of June 30, 2007, \$2,392,735 of the District’s bank balance of \$2,666,789 was exposed to custodial risk as discussed below, while \$274,054 was covered by the Federal Deposit Insurance Corporation.

Custodial credit risk is the risk that, in the event of bank failure, the District’s deposits may not be returned. All deposits are collateralized with eligible securities in amounts equal to at least 105% of the carrying value of the deposits. Such collateral, as permitted by the Ohio Revised Code, is held in single financial institution collateral pools at Federal Reserve Banks, or at member banks of the federal reserve system, in the name of the respective depository bank and pledged as a pool of collateral against all of the public deposits it holds or as specific collateral held at the Federal Reserve Bank in the name of the District.

C. Investments

As of June 30, 2007, the District had the following investments and maturities:

<u>Investment type</u>	<u>Fair Value</u>	<u>Investment Maturities 6 months or less</u>
STAR Ohio	<u>\$ 309,871</u>	<u>\$ 309,871</u>

Interest Rate Risk: As a means of limiting its exposure to fair value losses arising from rising interest rates and according to state law, the District’s investment policy limits investment portfolio maturities to five years or less.

Credit Risk: Standard & Poor’s has assigned STAR Ohio a AAAM money market rating.

Concentration of Credit Risk: The District places no limit on the amount that may be invested in any one issuer. The following table includes the percentage of each investment type held by the District at June 30, 2007:

<u>Investment type</u>	<u>Fair Value</u>	<u>% to Total</u>
STAR Ohio	<u>\$ 309,871</u>	<u>100.00</u>

**WYNFORD LOCAL SCHOOL DISTRICT
CRAWFORD COUNTY, OHIO**

NOTES TO THE BASIC FINANCIAL STATEMENTS
FOR THE FISCAL YEAR ENDED JUNE 30, 2007

NOTE 4 - DEPOSITS AND INVESTMENTS - (Continued)

D. Reconciliation of Cash and Investments to the Statement of Net Assets

The following is a reconciliation of cash and investments as reported in the footnote above to cash and investments as reported on the statement of net assets as of June 30, 2007:

<u>Cash and Investments per footnote</u>	
Carrying amount of deposits	\$ 2,510,614
Investments	309,871
Cash on hand	<u>3,825</u>
Total	<u>\$ 2,824,310</u>
 <u>Cash and investments per Statement of Net Assets</u>	
Governmental activities	\$ 2,758,025
Private-purpose trust fund	2,331
Agency fund	<u>63,954</u>
Total	<u>\$ 2,824,310</u>

NOTE 5 - INTERFUND TRANSACTIONS

- A.** Interfund balances at June 30, 2007 as reported on the fund statements, consist of the following individual interfund loans receivable and payable:

<u>Receivable Fund</u>	<u>Payable Fund</u>	<u>Amount</u>
General	Nonmajor governmental funds	\$ 14,510

The primary purpose of the interfund balances is to cover costs in specific funds where revenues were not received by June 30. These interfund balances will be repaid once the anticipated revenues are received. All interfund balances are expected to be repaid within one year.

Interfund balances between governmental funds are eliminated on the government-wide financial statements; therefore, no internal balances at June 30, 2007 are reported on the statement of net assets.

- B.** Interfund transfers for the year ended June 30, 2007, consisted of the following, as reported on the fund financial statements:

Transfers to Nonmajor Governmental funds from:	
General Fund	\$ 376,943
Nonmajor governmental funds	<u>57</u>
Total Transfers	<u>\$ 377,000</u>

**WYNFORD LOCAL SCHOOL DISTRICT
CRAWFORD COUNTY, OHIO**

**NOTES TO THE BASIC FINANCIAL STATEMENTS
FOR THE FISCAL YEAR ENDED JUNE 30, 2007**

NOTE 5 - INTERFUND TRANSACTIONS - (Continued)

Transfers are used to move revenues from the fund that statute or budget required to collect them to the fund that statute or budget requires to expend them and to use unrestricted revenues collected in the general fund to finance various programs accounted for in other funds in accordance with budgetary authorizations.

Interfund transfers between governmental funds are eliminated on the government-wide financial statements; therefore, no transfers are reported on the statement of activities.

All transfers were made in compliance with Ohio Revised Code Sections 5705.14, 5705.15 and 5705.16.

- C. Loans between governmental funds and the agency fund are reported as “loans receivable/payable” on the financial statements. The District had the following loan outstanding at fiscal year end:

<u>Loan From</u>	<u>Loan To</u>	<u>Amount</u>
General	Agency	\$ 1,006

This loan is expected to be repaid in the subsequent year as resources become available in the agency fund.

NOTE 6 - PROPERTY TAXES

Property taxes are levied and assessed on a calendar year basis while the District fiscal year runs from July through June. First half tax collections are received by the District in the second half of the fiscal year. Second half tax distributions occur in the first half of the following fiscal year.

Property taxes include amounts levied against all real, public utility and tangible personal property (used in business) located in the District. Real property tax revenue received in calendar 2007 represents collections of calendar year 2006 taxes. Real property taxes received in calendar year 2007 were levied after April 1, 2006, on the assessed value listed as of January 1, 2006, the lien date. Assessed values for real property taxes are established by state law at thirty-five percent of appraised market value. Real property taxes are payable annually or semi-annually. If paid annually, payment is due December 31; if paid semi-annually, the first payment is due December 31 with the remainder payable by June 20. Under certain circumstances, state statute permits alternate payment dates to be established.

Public utility property tax revenue received in calendar 2007 represents collections of calendar year 2006 taxes. Public utility real and tangible personal property taxes received in calendar year 2007 became a lien January 1, 2006, were levied after April 1, 2006 and are collected in 2007 with real property taxes. Public utility real property is assessed at thirty-five percent of true value; public utility tangible personal property currently is assessed at varying percentages of true value.

**WYNFORD LOCAL SCHOOL DISTRICT
CRAWFORD COUNTY, OHIO**

**NOTES TO THE BASIC FINANCIAL STATEMENTS
FOR THE FISCAL YEAR ENDED JUNE 30, 2007**

NOTE 6 - PROPERTY TAXES - (Continued)

Tangible personal property tax revenue received during calendar 2007 (other than public utility property) represents the collection of 2007 taxes. Tangible personal property taxes received in calendar year 2007 were levied after April 1, 2006, on the value as of December 31, 2006. For 2006, tangible personal property was assessed at 18.75% for property including inventory. This percentage was reduced to 12.5% for 2007, 6.25% for 2008 and zero for 2009. Payments by multi-county taxpayers are due September 20. Single county taxpayers may pay annually or semi-annually. If paid annually, payment is due April 30; if paid semi-annually, the first payment is due April 30, with the remainder payable by September 20. Tangible personal property taxes paid by April 30 are usually received by the District prior to June 30.

House Bill No. 66 was signed into law on June 30, 2005. House Bill No. 66 phases out the tax on tangible personal property of general businesses, telephone and telecommunications companies, and railroads. The tax on general business and railroad property will be eliminated by calendar year 2009, and the tax on telephone and telecommunications property will be eliminated by calendar year 2011. The tax is phased out by reducing the assessment rate on the property each year. The bill replaces the revenue lost by the District due to the phasing out of the tax. In calendar years 2006-2010, the District will be fully reimbursed for the lost revenue. In calendar years 2011-2017, the reimbursements will be phased out.

The District receives property taxes from Crawford County and Wyandot County. The County Auditor periodically advances to the District its portion of the taxes collected. Second-half real property tax payments collected by the County by June 30, 2007, are available to finance fiscal year 2007 operations. The amount available to be advanced can vary based on the date tax bills are sent.

Accrued property taxes receivable includes real property, public utility property and tangible personal property taxes which are measurable as of June 30, 2007 and for which there is an enforceable legal claim. Although total property tax collections for the next fiscal year are measurable, only the amount of real property taxes available as an advance at June 30 was levied to finance current fiscal year operations and is reported as revenue at fiscal year-end. The portion of the receivable not levied to finance current fiscal year operations is offset by a credit to unearned revenue.

The amount available as an advance at June 30, 2007 was \$1,236,458 in the general fund and \$88,209 in the debt service fund. This amount has been recorded as revenue. The amount that was available as an advance at June 30, 2006 was \$1,061,954 in the general fund and \$150,431 in the debt service fund.

On a full accrual basis, collectible delinquent property taxes have been recorded as a receivable and revenue, while on a modified accrual basis the revenue has been deferred.

**WYNFORD LOCAL SCHOOL DISTRICT
CRAWFORD COUNTY, OHIO**

NOTES TO THE BASIC FINANCIAL STATEMENTS
FOR THE FISCAL YEAR ENDED JUNE 30, 2007

NOTE 6 - PROPERTY TAXES - (Continued)

The assessed values upon which the fiscal year 2007 taxes were collected are:

	2006 Second Half Collections		2007 First Half Collections	
	<u>Amount</u>	<u>Percent</u>	<u>Amount</u>	<u>Percent</u>
Agricultural/residential and other real estate	\$ 96,723,550	84.74	\$ 106,669,370	88.22
Public utility personal	6,657,110	5.83	6,619,420	5.47
Tangible personal property	<u>10,763,224</u>	<u>9.43</u>	<u>7,623,960</u>	<u>6.31</u>
Total	<u>\$ 114,143,884</u>	<u>100.00</u>	<u>\$ 120,912,750</u>	<u>100.00</u>
Tax rate per \$1,000 of assessed valuation	\$56.59		\$54.02	

NOTE 7 - RECEIVABLES

Receivables at June 30, 2007 consisted of taxes, accounts (billings for user charged services and student fees), and intergovernmental grants and entitlements. All receivables are considered collectible in full due to the ability to foreclose for the nonpayment of taxes, the stable condition of state programs and the current year guarantee of federal funds. A summary of the principal items of receivables reported on the statement of net assets follows:

Governmental Activities:

Taxes	\$ 4,109,868
Accounts	914
Intergovernmental	<u>82,244</u>
Total	<u>\$ 4,193,026</u>

Receivables have been disaggregated on the face of the basic financial statements. All receivables are expected to be collected within the subsequent year.

**WYNFORD LOCAL SCHOOL DISTRICT
CRAWFORD COUNTY, OHIO**

NOTES TO THE BASIC FINANCIAL STATEMENTS
FOR THE FISCAL YEAR ENDED JUNE 30, 2007

NOTE 8 - CAPITAL ASSETS

Capital asset activity for the fiscal year ended June 30, 2007, was as follows:

	Balance			Balance
	<u>06/30/06</u>	<u>Additions</u>	<u>Deductions</u>	<u>06/30/07</u>
Governmental Activities				
<i>Capital assets, not being depreciated:</i>				
Land	\$ 230,237	\$ -	\$ -	\$ 230,237
Total capital assets, not being depreciated	<u>230,237</u>	<u>-</u>	<u>-</u>	<u>230,237</u>
<i>Capital assets, being depreciated:</i>				
Land improvements	407,489	-	-	407,489
Buildings and improvements	10,362,138	-	-	10,362,138
Furniture and equipment	1,100,468	65,703	(14,857)	1,151,314
Vehicles	979,426	61,685	(69,733)	971,378
Total capital assets, being depreciated	<u>12,849,521</u>	<u>127,388</u>	<u>(84,590)</u>	<u>12,892,319</u>
<i>Less: accumulated depreciation:</i>				
Land improvements	(124,678)	(15,659)	-	(140,337)
Buildings and improvements	(2,970,442)	(198,498)	-	(3,168,940)
Furniture and equipment	(566,985)	(67,430)	12,282	(622,133)
Vehicles	(711,210)	(60,055)	68,733	(702,532)
Total accumulated depreciation	<u>(4,373,315)</u>	<u>(341,642)</u>	<u>81,015</u>	<u>(4,633,942)</u>
Governmental activities capital assets, net	<u>\$ 8,706,443</u>	<u>\$ (214,254)</u>	<u>\$ (3,575)</u>	<u>\$ 8,488,614</u>

Depreciation expense was charged to governmental functions as follows:

<u>Instruction:</u>	
Regular	\$ 117,034
Special	22,772
Vocational	93
Other	705
<u>Support Services:</u>	
Pupil	9,447
Instructional staff	14,406
Board of Education	74
Administration	26,809
Fiscal	3,839
Operations and maintenance	27,623
Pupil transportation	73,040
Extracurricular activities	19,210
Food service operations	<u>26,590</u>
Total depreciation expense	<u>\$ 341,642</u>

**WYNFORD LOCAL SCHOOL DISTRICT
CRAWFORD COUNTY, OHIO**

NOTES TO THE BASIC FINANCIAL STATEMENTS
FOR THE FISCAL YEAR ENDED JUNE 30, 2007

NOTE 9 - CAPITAL LEASES - LESSEE DISCLOSURE

During prior years, the District entered into a capitalized lease for copier equipment. This lease agreement met the criteria of a capital lease as defined by FASB Statement No. 13, "Accounting for Leases", which defines a capital lease generally as one which transfers benefits and risks of ownership to the lessee. Capital lease payments have been reclassified and are reflected as debt service expenditures in the financial statements for the governmental funds. These expenditures are reported as function expenditures on the budgetary statements.

Capital assets consisting of equipment have been capitalized in the amount of \$44,203. This amount represents the present value of the minimum lease payments at the time of acquisition. A corresponding liability is recorded in the government-wide financial statements. Principal payments in fiscal year 2007 totaled \$9,333 paid by the general fund. Accumulated depreciation as of June 30, 2007 was \$22,102 leaving a current book value of \$22,101.

The following is a schedule of the future minimum lease payments required under the capital lease and the present value of the future minimum lease payments as of June 30, 2007.

Fiscal Year Ending June 30	Amount
2008	\$ 10,756
2009	10,755
2010	6,274
Total minimum lease payments	27,785
Less amount representing interest	(2,758)
Total	\$ 25,027

NOTE 10 - LONG-TERM OBLIGATIONS

A. During fiscal year 2007, the following changes occurred in governmental activities long-term obligations:

	Balance Outstanding <u>06/30/06</u>	<u>Additions</u>	<u>Reductions</u>	Balance Outstanding <u>06/30/07</u>	Amounts Due in <u>One Year</u>
Governmental Activities:					
Compensated absences	\$ 583,899	\$ 140,467	\$ (156,420)	\$ 567,946	\$ 98,946
General obligation bonds	6,515,000	-	(165,000)	6,350,000	185,000
Judgment note	19,230	-	(19,230)	-	-
Capital lease obligation	34,360	-	(9,333)	25,027	9,082
Total long-term obligations, governmental activities	\$ 7,152,489	\$ 140,467	\$ (349,983)	\$ 6,942,973	\$ 293,028

Compensated Absences: Compensated absences will be paid from the fund from which the employee's salaries are paid which, for the District is primarily the general fund, food service fund (a nonmajor governmental fund) and the Title I fund (a nonmajor governmental fund).

**WYNFORD LOCAL SCHOOL DISTRICT
CRAWFORD COUNTY, OHIO**

NOTES TO THE BASIC FINANCIAL STATEMENTS
FOR THE FISCAL YEAR ENDED JUNE 30, 2007

NOTE 10 - LONG-TERM OBLIGATIONS - (Continued)

Capital Lease Obligation: The capital lease obligation will be paid from the general fund. See Note 9 for details.

General Obligation Bonds Payable: On January 16, 1999, the District issued \$7,263,000 in general obligation bonds. The proceeds of these bonds were used to provide long-term financing of the District's building projects. These bonds bear an annual interest rate of 3.3% to 5.5% and mature in fiscal year 2024. These general obligation bonds were issued to provide funds for the acquisition and construction of equipment and facilities and to pay judgments against the District for which the full faith and credit of the District is pledged for repayment. Accordingly, such unmatured obligations of the District are accounted for on the statement of net assets. Payments of principal and interest relating to these liabilities are recorded as expenditures in the debt service fund.

Judgment Note: On September 22, 1993, the District issued \$250,000 in an unvoted general obligation note for the purpose of paying off a judgment as a result of a bus accident. The interest rate is 5.40%. The note was issued for a thirteen-year period and matured during fiscal year 2007. The note was retired from the debt service fund (a nonmajor governmental fund).

- B.** The following is a summary of the District's future annual debt service requirements to maturity for general obligation debt:

<u>Year Ending June 30</u>	<u>Principal on Bonds</u>	<u>Interest on Bonds</u>	<u>Total</u>
2008	\$ 185,000	\$ 308,968	\$ 493,968
2009	200,000	300,975	500,975
2010	210,000	292,260	502,260
2011	235,000	282,751	517,751
2012	255,000	272,211	527,211
2013 - 2017	1,615,000	1,149,096	2,764,096
2018 - 2022	2,410,000	619,845	3,029,845
2023 - 2024	<u>1,240,000</u>	<u>61,425</u>	<u>1,301,425</u>
Total	<u>\$ 6,350,000</u>	<u>\$ 3,287,531</u>	<u>\$ 9,637,531</u>

C. Legal Debt Margin

The Ohio Revised Code provides that voted net general obligation debt of the District shall never exceed 9% of the total assessed valuation of the District. The code further provides that unvoted indebtedness shall not exceed 1/10 of 1% of the property valuation of the District. The code additionally states that unvoted indebtedness related to energy conservation debt shall not exceed 9/10 of 1% of the property valuation of the District. The assessed valuation used in determining the District's legal debt margin has been modified by House Bill 530 which became effective March 30, 2006. In accordance with House Bill 530, the assessed valuation used in the District's legal debt margin calculation excluded tangible personal property used in business, telephone or telegraph property, interexchange telecommunications company property, and personal property owned or leased by a railroad company and used in railroad operations. The effects of these debt limitations at June 30, 2007, are a voted debt margin of \$4,015,936 (including available funds of \$348,366) and an unvoted debt margin of \$111,306.

**WYNFORD LOCAL SCHOOL DISTRICT
CRAWFORD COUNTY, OHIO**

NOTES TO THE BASIC FINANCIAL STATEMENTS
FOR THE FISCAL YEAR ENDED JUNE 30, 2007

NOTE 11 - RISK MANAGEMENT

A. Property, Fleet, and Liability Insurance

The District is exposed to various risks of loss related to torts; theft or damage to, and destruction of assets, errors and omissions, injuries to employees, and natural disasters. During fiscal year 2007, the District contracted with various insurance companies for property and fleet insurance, liability insurance, and inland marine coverage. Coverage provided by these insurance companies is as follows:

<u>Type of Coverage</u>	<u>Liability Limit</u>
Building and contents - replacement cost (\$2,500 deductible)	\$28,927,641
Boiler and machinery (\$2,500 deductible)	28,927,641
Mobile radio, computer, audio visual & music equipment (\$100 deductible)	28,927,641
Automobile liability (\$500 deductible)	1,000,000
Uninsured motorists	1,000,000
General liability:	
Per occurrence	1,000,000
Per year	2,000,000
Umbrella policy	5,000,000

Settled claims have not exceeded this commercial coverage in any of the past three years. There has been no significant reduction in coverage from the prior year.

B. Medical/Hospitalization, Prescription Drug and Dental Insurance

The District provides employee medical/hospitalization, prescription drug, and dental benefits through a self-insured program. The District maintains a self-insurance internal service fund to account for and finance this program. The claims liability reported in the internal service fund at June 30, 2007, in the amount of \$230,900, is based on an estimate provided by S&S Healthcare Strategies, Ltd. (the third party administrator) and the requirements of GASB Statement No. 10, "Accounting and Financial Reporting for Risk Financing and Related Insurance Issues", as amended by GASB Statement No. 30, "Risk Financing Omnibus", which requires that a liability for unpaid claims costs, including estimates of costs relating to incurred but not reported claims, be accrued at the estimated ultimate cost of settling claims. Change in claims activity for the past two fiscal years is as follows:

<u>Fiscal Year</u>	<u>Beginning Balance</u>	<u>Claims Incurred</u>	<u>Claims Payments</u>	<u>Ending Balance</u>
2007	\$ 106,497	\$ 1,032,208	\$ (907,805)	\$ 230,900
2006	\$ -	\$ 313,378	\$ (206,881)	\$ 106,497

D. Employee Group Life Insurance

The District offers group life insurance and accidental death and dismemberment insurance to all employees through Sun Life of Canada. The employees share a portion of the cost of the monthly premium with the Board. Regardless of the plan utilized by the employees, all group benefit plans are traditionally funded, and the District does not retain any risk of loss.

**WYNFORD LOCAL SCHOOL DISTRICT
CRAWFORD COUNTY, OHIO**

NOTES TO THE BASIC FINANCIAL STATEMENTS
FOR THE FISCAL YEAR ENDED JUNE 30, 2007

NOTE 11 - RISK MANAGEMENT - (Continued)

D. Workers' Compensation Plan

The District participates in the Ohio School Boards Association Workers' Compensation Group Rating Plan (GRP), an insurance purchasing pool (see Note 2.A.). The intent of the GRP is to achieve the benefit of a reduced premium for the District by virtue of its grouping and representation with other participants in the GRP.

The workers' compensation experience of the participating districts is calculated as one experience and a common premium rate is applied to all school districts in the GRP. Each participant pays its workers' compensation premium to the state based on the rate for the GRP rather than its individual rate. Total savings are then calculated and each participant's individual performance is compared to the overall savings percentage of the GRP. A participant will then either receive money from or be required to contribute to the "Equity Pooling Fund". This "equity pooling" arrangement insures that each participant shares equally in the overall performance of the GRP. Participation in the GRP is limited to districts that can meet the GRP's selection criteria. The firm of Gates McDonald & Co. provides administrative, cost control and actuarial services to the GRP.

NOTE 12 - PENSION PLANS

A. School Employees Retirement System

The District contributes to the School Employees Retirement System (SERS), a cost-sharing multiple employer defined benefit pension plan. SERS provides retirement and disability benefits, annual cost-of-living adjustments, and death benefits to plan members and beneficiaries. Authority to establish and amend benefits is provided by Chapter 3309 of the Ohio Revised Code. SERS issues a publicly available, stand-alone financial report that includes financial statements and required supplementary information. That report may be obtained by writing to the School Employees Retirement System, 300 East Broad Street, Suite 100, Columbus, Ohio 43215-3746 or by calling (800) 878-5853. It is also posted on SERS' website, www.ohsers.org, under Forms and Publications.

Plan members are required to contribute 10 percent of their annual covered salary and the District is required to contribute at an actuarially determined rate. The current District rate is 14 percent of annual covered payroll. A portion of the District's contribution is used to fund pension obligations with the remainder being used to fund health care benefits. For fiscal year 2007, 10.68 percent of annual covered salary was the portion used to fund pension obligations. For fiscal year 2006, 10.58 percent of annual covered salary was the portion used to fund pension obligations. For fiscal year 2005, 10.57 percent of annual covered salary was the portion used to fund pension obligations. The contribution requirements of plan members and employers are established and may be amended, up to statutory maximum amounts, by the SERS' Retirement Board. The District's required contribution for pension obligations to SERS for fiscal years ended 2007, 2006, and 2005 were \$107,981, \$103,136 and \$104,705; 44.13 percent has been contributed for fiscal year 2007 and 100 percent for fiscal years 2006 and 2005. \$60,327 represents the unpaid contribution for fiscal year 2007.

**WYNFORD LOCAL SCHOOL DISTRICT
CRAWFORD COUNTY, OHIO**

**NOTES TO THE BASIC FINANCIAL STATEMENTS
FOR THE FISCAL YEAR ENDED JUNE 30, 2007**

NOTE 12 - PENSION PLANS - (Continued)

B. State Teachers Retirement System

The District participates in the State Teachers Retirement System of Ohio (STRS Ohio), a cost-sharing, multiple-employer public employee retirement system. STRS Ohio provides retirement and disability benefits to members and death and survivor benefits to beneficiaries. STRS Ohio issues a stand-alone financial report that may be obtained by writing to STRS Ohio, 275 E. Broad St., Columbus, OH 43215-3371 or by calling (614) 227-4090.

New members have a choice of three retirement plans, a Defined Benefit (DB) Plan, a Defined Contribution (DC) Plan and a Combined Plan. The DB plan offers an annual retirement allowance based on final average salary times a percentage that varies based on years of service, or an allowance based on member contributions and earned interest matched by STRS Ohio funds times an actuarially determined annuity factor. The DC Plan allows members to place all their member contributions and employer contributions equal to 10.5 percent of earned compensation into an investment account. Investment decisions are made by the member. A member is eligible to receive a retirement benefit at age 50 and termination of employment. The Combined Plan offers features of both the DC Plan and the DB Plan. In the Combined Plan, member contributions are invested by the member, and employer contributions are used to fund the defined benefit payment at a reduced level from the regular DB Plan. DC and Combined Plan members will transfer to the Defined Benefit Plan during their fifth year of membership unless they permanently select the DC or Combined Plan. Existing members with less than five years of service credit as of June 30, 2001, were given the option of making a one time irrevocable decision to transfer their account balances from the existing DB Plan into the DC Plan or the Combined Plan. This option expired on December 31, 2001. Benefits are established by Chapter 3307 of the Ohio Revised Code.

A DB or Combined Plan member with five or more years credited service who becomes disabled may qualify for a disability benefit. Eligible spouses and dependents of these active members who die before retirement may qualify for survivor benefits. Members in the DC Plan who become disabled are entitled only to their account balance. If a member dies before retirement benefits begin, the member's designated beneficiary is entitled to receive the member's account balance.

For the fiscal year ended June 30, 2007, plan members were required to contribute 10 percent of their annual covered salaries. The District was required to contribute 14 percent; 13 percent was the portion used to fund pension obligations. Contribution rates are established by the State Teachers Retirement Board, upon recommendation of its consulting actuary, not to exceed statutory maximum rates of 10 percent for members and 14 percent for employers. Chapter 3307 of the Ohio Revised Code provides statutory authority for member and employer contributions. The District's required contributions to fund pension obligations to STRS Ohio for the fiscal years ended June 30, 2007, 2006, and 2005 were \$547,467, \$535,023 and \$524,132; 83.34 percent has been contributed for fiscal year 2007 and 100 percent for fiscal years 2006 and 2005. \$91,204 represents the unpaid contribution for fiscal year 2007 and is recorded as a liability within the respective funds. Contributions to the DC and Combined Plans for fiscal year 2007 were \$2,538 made by the District and \$2,417 made by the plan members.

**WYNFORD LOCAL SCHOOL DISTRICT
CRAWFORD COUNTY, OHIO**

**NOTES TO THE BASIC FINANCIAL STATEMENTS
FOR THE FISCAL YEAR ENDED JUNE 30, 2007**

NOTE 12 - PENSION PLANS - (Continued)

C. Social Security System

Effective July 1, 1991, all employees not otherwise covered by the School Employees Retirement System or the State Teachers Retirement System of Ohio have an option to choose Social Security or the School Employees Retirement Systems/State Teachers Retirement System of Ohio. As of June 30, 2007, certain members of the Board of Education have elected Social Security. The District's liability is 6.2% of wages paid.

NOTE 13 - POSTEMPLOYMENT BENEFITS

The District provides comprehensive health care benefits to retired teachers and their dependents through the State Teachers Retirement System of Ohio (STRS Ohio), and to retired non-certified employees and their dependents through the School Employees Retirement System (SERS). Benefits include hospitalization, physicians' fees, prescription drugs and reimbursement of monthly Medicare premiums. Benefit provisions and the obligations to contribute are established by the Systems based on authority granted by State statute. Both systems are funded on a pay-as-you-go basis.

All STRS Ohio retirees who participated in the DB or combined plans and their dependents are eligible for health care coverage. The STRS Ohio Board has statutory authority over how much, if any, of the health care costs will be absorbed by STRS Ohio. All benefit recipients pay a portion of health care cost in the form of a monthly premium. By law, the cost of coverage paid from STRS Ohio funds is included in the employer contribution rate, currently 14 percent of covered payroll. For the fiscal year ended June 30, 2007, the STRS Ohio Board allocated employer contributions equal to 1 percent of covered payroll to the Health Care Reserve Fund. For the District, this amount equaled \$42,113 for fiscal year 2007.

STRS Ohio pays health care benefits from the Health Care Stabilization Fund. At June 30, 2006 (the latest information available), the balance in the Health Care Stabilization Fund was \$3.5 billion. For the fiscal year ended June 30, 2006 (the latest information available), net health care costs paid by STRS Ohio were \$282.743 million and STRS had 119,184 eligible benefit recipients.

For SERS, coverage is made available to service retirees with ten or more fiscal years of qualifying service credit, and to disability and survivor benefit recipients. All retirees and beneficiaries are required to pay a portion of their premium for health care. The portion is based on years of service, Medicare eligibility, and retirement status. Premiums may be reduced for retirees whose household income falls below the poverty level.

After the allocation for basic benefits, the remainder of the employer's 14 percent contribution is allocated to providing health care benefits. For the fiscal year ended June 30, 2007, employer contributions to fund health care benefits were 3.32 percent of covered payroll, a decrease of .10 percent from fiscal year 2006. In addition, SERS levies a surcharge to fund health care benefits equal to 14 percent of the difference between a minimum pay and the member's pay, pro-rated for partial service credit. For fiscal year 2007, the minimum pay was established at \$35,800. Total surcharge is capped at 2 percent of each employer's SERS salaries. For the 2007 fiscal year, District paid \$53,095 to fund health care benefits, including the surcharge.

**WYNFORD LOCAL SCHOOL DISTRICT
CRAWFORD COUNTY, OHIO**

NOTES TO THE BASIC FINANCIAL STATEMENTS
FOR THE FISCAL YEAR ENDED JUNE 30, 2007

NOTE 13 - POSTEMPLOYMENT BENEFITS - (Continued)

The surcharge, added to the unallocated portion of the 14 percent employer contribution rate, provides for maintenance of the asset target level for the health care fund. The target level for the health care reserve is 150 percent of annual health care expenses. Expenses for health care for the fiscal year ended June 30, 2006 (the latest information available) were \$158.751 million. At June 30, 2006 (the latest information available), SERS had net assets available for payment of health care benefits of \$295.6 million. On the basis of actuarial projections, the allocated contributions will be insufficient in the long term, to provide for a health care reserve equal to at least 150 percent of estimated annual net claim costs. At June 30, 2006 (the latest information available), SERS had 59,492 participants currently receiving health care benefits.

NOTE 14 - BUDGETARY BASIS OF ACCOUNTING

While reporting financial position, results of operations, and changes in fund balance on the basis of GAAP, the budgetary basis as provided by law is based upon accounting for certain transactions on a basis of cash receipts and disbursements.

The Statement of Revenue, Expenditures, and Changes in Fund Balance - Budget and Actual (Non-GAAP Budgetary Basis) presented for the general fund is presented on the budgetary basis to provide a meaningful comparison of actual results with the budget. The major differences between the budget basis and the GAAP basis are that:

- (a) Revenues and other financing sources are recorded when received in cash (budget basis) as opposed to when susceptible to accrual (GAAP basis);
- (b) Expenditures and other financing uses are recorded when paid in cash (budget basis) as opposed to when the liability is incurred (GAAP basis);
- (c) In order to determine compliance with Ohio law, and to reserve that portion of the applicable appropriation, total outstanding encumbrances (budget basis) are recorded as the equivalent of an expenditure, as opposed to a reservation of fund balance for that portion of outstanding encumbrances not already recognized as an account payable (GAAP basis).

The adjustments necessary to convert the results of operations for the year on the budget basis to the GAAP basis for the general fund is as follows:

Net Change in Fund Balance	<u>General Fund</u>
Budget basis	\$ 335,548
Net adjustment for revenue accruals	191,173
Net adjustment for expenditure accruals	41,794
Net adjustment for other sources/uses	8,113
Adjustment for encumbrances	<u>167,117</u>
GAAP basis	<u>\$ 743,745</u>

**WYNFORD LOCAL SCHOOL DISTRICT
CRAWFORD COUNTY, OHIO**

NOTES TO THE BASIC FINANCIAL STATEMENTS
FOR THE FISCAL YEAR ENDED JUNE 30, 2007

NOTE 15 - CONTINGENCIES

A. Grants

The District receives significant financial assistance from numerous federal, state and local agencies in the form of grants. The disbursement of funds received under these programs generally requires compliance with terms and conditions specified in the grant agreements and are subject to audit by the grantor agencies. Any disallowed claims resulting from such audits could become a liability of the District. However in the opinion of management, any such disallowed claims will not have a material effect on the financial position of the District.

B. Litigation

A lawsuit has been filed by the Columbia Gas Transmission Corporation arguing that the Corporation's public utility property tax assessment rate should be 25% of true value rather than the 88% used by the Tax Commissioner. The Board of Tax Appeals has agreed with the Corporation and the case has been appealed by the Tax Commissioner of the Ohio Supreme Court. The District receives a significant amount of property tax from the Corporation. Should the Corporation prevail in the Supreme Court, it may be entitled to a refund from the District based on the lower assessment rate beginning from tax year 2001. The amount of the refund is estimated to be approximately \$23,701 per year. A portion of the refund may be recovered from additional State entitlement payments.

The District is involved in no other material litigation as either plaintiff or defendant.

NOTE 16 - STATUTORY RESERVES

The District is required by state law to set-aside certain general fund revenue amounts, as defined by statute, into various reserves. These reserves are calculated and presented on a cash basis. During the fiscal year ended June 30, 2007, the reserve activity was as follows:

	<u>Textbooks</u>	<u>Capital Acquisition</u>
Set-aside cash balance as of June 30, 2006	\$ (70,505)	\$ (6,475,879)
Current year set-aside requirement	173,082	173,082
Qualifying disbursements	<u>(203,125)</u>	<u>(65,725)</u>
Total	<u>\$ (100,548)</u>	<u>\$ (6,368,522)</u>
Cash balance carried forward to FY 2008	<u>\$ (100,548)</u>	<u>\$ (6,368,522)</u>

**WYNFORD LOCAL SCHOOL DISTRICT
CRAWFORD COUNTY, OHIO**

NOTES TO THE BASIC FINANCIAL STATEMENTS
FOR THE FISCAL YEAR ENDED JUNE 30, 2007

NOTE 16 - STATUTORY RESERVES - (Continued)

The capital acquisition reserve had debt related offsets in prior years that have been carried forward to future years. These extra amounts may be used to reduce set-aside requirements for future years. The excess textbook/instructional materials expenditures may also be carried forward to future years to reduce set-aside requirements for future years.

In addition to the above statutory reserves, the District also received monies restricted for school bus purchases.

A schedule of the restricted assets at June 30, 2007 follows:

Amount restricted for school bus purchases	<u>\$ 18,807</u>
Total restricted assets	<u><u>\$ 18,807</u></u>

SUPPLEMENTARY DATA

WYNFORD LOCAL SCHOOL DISTRICT
 SCHEDULE OF RECEIPTS AND EXPENDITURES OF FEDERAL AWARDS
 FOR THE FISCAL YEAR ENDED JUNE 30, 2007

FEDERAL GRANTOR/ SUB GRANTOR/ PROGRAM TITLE	CFDA NUMBER	PASS-THROUGH GRANT NUMBER	(D) CASH FEDERAL RECEIPTS	OTHER FEDERAL RECEIPTS	(D) CASH FEDERAL DISBURSEMENTS	OTHER FEDERAL DISBURSEMENTS
U.S. DEPARTMENT OF AGRICULTURE PASSED THROUGH THE OHIO DEPARTMENT OF EDUCATION:						
(B) Food Donation	10.550	N/A	\$ -	\$ 18,286	\$ -	\$ 18,286
Total Food Donation			<u>-</u>	<u>18,286</u>	<u>-</u>	<u>18,286</u>
Nutrition Cluster:						
(A) (C) School Breakfast Program	10.553	046524-05PU-2006	1,094		1,094	
(A) (C) School Breakfast Program	10.553	046524-05PU-2007	9,823		9,823	
Total School Breakfast Program			<u>10,919</u>		<u>10,919</u>	
(A) (C) National School Lunch Program	10.555	046524-LLP4-2006	15,813		15,813	
(A) (C) National School Lunch Program	10.555	046524-LLP4-2007	88,616		88,616	
Total National School Lunch Program			<u>104,429</u>		<u>104,429</u>	
Total Nutrition Cluster			<u>115,348</u>		<u>115,348</u>	
Total U.S. Department of Agriculture			<u>115,348</u>	<u>18,286</u>	<u>115,348</u>	<u>18,286</u>
U.S. DEPARTMENT OF EDUCATION PASSED THROUGH THE OHIO DEPARTMENT OF EDUCATION						
Title I Grants to Local Educational Agencies	84.010	046524-CISI-2006	1,417		-	
Title I Grants to Local Educational Agencies	84.010	046524-CISI-2007	114,641		114,641	
Total Title I Grants to Local Educational Agencies			<u>116,058</u>		<u>114,641</u>	
Special Education Grants to States	84.027	046524-6BSF-2006	15,466		19,381	
Special Education Grants to States	84.027	046524-6BSF-2007	215,322		216,247	
Total Special Education Grants to States			<u>230,788</u>		<u>235,628</u>	
Safe and Drug-Free Schools and Communities State Grants	84.186	046524-DRS1-2006	3,402		3,402	
Safe and Drug-Free Schools and Communities State Grants	84.186	046524-DRS1-2007	3,799		3,799	
Total Safe and Drug-Free Schools and Communities State Grants			<u>7,201</u>		<u>7,201</u>	
State Grants for Innovative Programs	84.298	046524-C2S1-2007	163		-	
Total State Grants for Innovative Programs			<u>163</u>		<u>-</u>	
Education Technology State Grants	84.318	046524-TJS1-2006	1,903		1,524	
Education Technology State Grants	84.318	046524-TJS1-2007	505		505	
Total Educational Technology State Grants			<u>2,408</u>		<u>2,029</u>	
Improving Teacher Quality State Grants	84.367	046524-TRS1-2006	11,136		6,488	
Improving Teacher Quality State Grants	84.367	046524-TRS1-2007	40,381		41,729	
Total Improving Teacher Quality State Grants			<u>51,517</u>		<u>48,217</u>	
Total U.S. Department of Education			<u>408,135</u>		<u>407,716</u>	
Total Federal Financial Assistance			<u>\$ 523,483</u>	<u>\$ 18,286</u>	<u>\$ 523,064</u>	<u>\$ 18,286</u>

- (A) Included as part of "Nutrition Grant Cluster" in determining major programs.
 (B) The Food Donation Program is a non-cash, in kind, federal grant. Commodities are valued at fair market prices.
 (C) Commingled with state and local revenue from sales of lunches; assumed expenditures were made on a first-in, first-out basis.
 (D) This schedule was prepared on the cash basis of accounting.



Julian & Grube, Inc.
Serving Ohio Local Governments

333 County Line Rd. West, Westerville, OH 43082 Phone: 614.846.1899 Fax: 614.846.2799

**Report on Internal Control Over Financial Reporting and On
Compliance and Other Matters Based on an Audit of Financial Statements
Performed in Accordance With *Government Auditing Standards***

Board of Education
Wynford Local School District
3288 Holmes Center Road
Bucyrus, Ohio 44820-9462

We have audited the financial statements of the governmental activities, its major fund, and the aggregate remaining fund information of the Wynford Local School District as of and for the fiscal year ended June 30, 2007, which collectively comprise Wynford Local School District's basic financial statements and have issued our report thereon dated October 23, 2007. We conducted our audit in accordance with auditing standards generally accepted in the United States of America and the standards applicable to financial audits contained in *Government Auditing Standards*, issued by the Comptroller General of the United States.

Internal Control Over Financial Reporting

In planning and performing our audit, we considered the Wynford Local School District's internal control over financial reporting as a basis for designing our auditing procedures for the purpose of expressing our opinions on the financial statements, but not for the purpose of expressing an opinion on the effectiveness of the Wynford Local School District's internal control over financial reporting. Accordingly we do not express an opinion on the effectiveness of the Wynford Local School District's internal control over financial reporting.

A control deficiency exists when the design or operation of a control does not allow management or employees, in the normal course of performing their assigned functions, to prevent or detect misstatements on a timely basis. A significant deficiency is a control deficiency, or combination of control deficiencies, that adversely affects the Wynford Local School District's ability to initiate, authorize, record, process or report financial data reliably in accordance with generally accepted accounting principles such that there is more than a remote likelihood that a misstatement of the Wynford Local School District's financial statements that is more than inconsequential will not be prevented or detected by the Wynford Local School District's internal control.

A material weakness is a significant deficiency, or combination of significant deficiencies, that results in more than a remote likelihood that a material misstatement of the financial statements will not be prevented or detected by the Wynford Local School District's internal control.

Our consideration of internal control over financial reporting was for the limited purpose described in the first paragraph of this section and would not necessarily identify all deficiencies in internal control that might be significant deficiencies or material weaknesses. We did not identify any deficiencies in internal control over financial reporting that we consider to be material weaknesses, as defined above.

Board of Education
Wynford Local School District

Compliance and Other Matters

As part of obtaining reasonable assurance about whether the Wynford Local School District's financial statements are free of material misstatement, we performed tests of its compliance with certain provisions of laws, regulations, contracts, and grant agreements, noncompliance with which could have a direct and material effect on the determination of financial statement amounts. However, providing an opinion on compliance with those provisions was not an objective of our audit, and accordingly, we do not express such an opinion. The results of our tests disclosed no instances of noncompliance or other matters that are required to be reported under *Government Auditing Standards*.

This report is intended solely for the information and use of the management and Board of Education of the Wynford Local School District and federal awarding agencies and pass-through entities, and is not intended to be and should not be used by anyone other than these specified parties.

A handwritten signature in cursive script that reads "Julian & Grube, Inc.".

Julian & Grube, Inc.
October 23, 2007



Julian & Grube, Inc.
Serving Ohio Local Governments

333 County Line Rd. West, Westerville, OH 43082 Phone: 614.846.1899 Fax: 614.846.2799

**Report on Compliance With Requirements Applicable to Its
Major Program and on Internal Control Over Compliance
in Accordance With OMB Circular A-133**

Board of Education
Wynford Local School District
3288 Holmes Center Rd.
Bucyrus, Ohio 44820-9462

Compliance

We have audited the compliance of the Wynford Local School District with the types of compliance requirements described in the U. S. Office of Management and Budget (OMB) *Circular A-133 Compliance Supplement* that are applicable to its major federal program for the fiscal year ended June 30, 2007. The Wynford Local School District's major federal program is identified in the summary of auditor's results section of the accompanying schedule of findings. Compliance with the requirements of laws, regulations, contracts and grants applicable to its major federal program is the responsibility of the Wynford Local School District's management. Our responsibility is to express an opinion on the Wynford Local School District's compliance based on our audit.

We conducted our audit of compliance in accordance with auditing standards generally accepted in the United States of America; the standards applicable to financial audits contained in *Government Auditing Standards*, issued by the Comptroller General of the United States; and OMB Circular A-133, *Audit of States, Local Governments, and Non-Profit Organizations*. Those standards and OMB Circular A-133 require that we plan and perform the audit to obtain reasonable assurance about whether noncompliance with the types of compliance requirements referred to above that could have a direct and material effect on a major federal program occurred. An audit includes examining, on a test basis, evidence about Wynford Local School District's compliance with those requirements and performing such other procedures as we considered necessary in the circumstances. We believe that our audit provides a reasonable basis for our opinion. Our audit does not provide a legal determination on the Wynford Local School District's compliance with those requirements.

In our opinion, the Wynford Local School District complied, in all material respects, with the requirements referred to above that are applicable to its major federal program for the fiscal year ended June 30, 2007.

Internal Control Over Compliance

The management of the Wynford Local School District is responsible for establishing and maintaining effective internal control over compliance with requirements of laws, regulations, contracts and grants applicable to federal programs. In planning and performing our audit, we considered the Wynford Local School District's internal control over compliance with the requirements that could have a direct and material effect on a major federal program in order to determine our auditing procedures for the purpose of expressing our opinion on compliance, but not for the purpose of expressing an opinion on the effectiveness of internal control over compliance. Accordingly, we do not express an opinion on the effectiveness of the Wynford Local School District's internal control over compliance.

Board of Education
Wynford Local School District

A control deficiency in the Wynford Local School District's internal control over compliance exists when the design or operation of a control does not allow management or employees, in the normal course of performing their assigned functions, to prevent or detect noncompliance with a type of compliance requirement of a federal program on a timely basis. A significant deficiency is a control deficiency, or combination of control deficiencies, that adversely affects the Wynford Local School District's ability to administer a federal program such that there is more than a remote likelihood that noncompliance with a type of compliance requirement of a federal program that is more than inconsequential will not be prevented or detected by the Wynford Local School District's internal control.

A material weakness is a significant deficiency, or combination of significant deficiencies, that results in more than a remote likelihood that material noncompliance with a type of compliance requirement of a federal program will not be prevented or detected by the Wynford Local School District's internal control.

Our consideration of internal control over compliance was for the limited purpose described in the first paragraph of this section and would not necessarily identify all deficiencies in internal control that might be significant deficiencies or material weaknesses. We did not identify any deficiencies in internal control over compliance that we consider to be material weaknesses, as defined above.

This report is intended for the information and use of management and Board of Education of the Wynford Local School District and federal awarding agencies and pass-through entities, and is not intended to be and should not be used by anyone other than these specified parties.

A handwritten signature in cursive script that reads "Julian & Grube, Inc.".

Julian & Grube, Inc.
October 23, 2007

**WYNFORD LOCAL SCHOOL DISTRICT
CRAWFORD COUNTY, OHIO**

**SCHEDULE OF FINDINGS
OMB CIRCULAR A-133 § .505
JUNE 30, 2007**

1. SUMMARY OF AUDITOR'S RESULTS		
<i>(d)(1)(i)</i>	<i>Type of Financial Statement Opinion</i>	Unqualified
<i>(d)(1)(ii)</i>	<i>Were there any material control weaknesses reported at the financial statement level (GAGAS)?</i>	No
<i>(d)(1)(ii)</i>	<i>Were there any other significant deficiencies in internal control reported at the financial statement level (GAGAS)?</i>	No
<i>(d)(1)(iii)</i>	<i>Was there any reported material noncompliance at the financial statement level (GAGAS)?</i>	No
<i>(d)(1)(iv)</i>	<i>Were there any material internal control weaknesses reported for major federal programs?</i>	No
<i>(d)(1)(iv)</i>	<i>Were there any significant deficiencies in internal control reported for major federal programs?</i>	No
<i>(d)(1)(v)</i>	<i>Type of Major Programs' Compliance Opinion</i>	Unqualified
<i>(d)(1)(vi)</i>	<i>Are there any reportable findings under §.510?</i>	No
<i>(d)(1)(vii)</i>	<i>Major Program (listed):</i>	Special Education Grants to States - CFDA #84.027
<i>(d)(1)(viii)</i>	<i>Dollar Threshold: Type A/B Programs</i>	Type A: > \$300,000 Type B: all others
<i>(d)(1)(ix)</i>	<i>Low Risk Auditee?</i>	Yes

2. FINDING RELATED TO THE BASIC FINANCIAL STATEMENTS REQUIRED TO BE REPORTED IN ACCORDANCE WITH GAGAS
--

None

3. FINDINGS AND QUESTIONED COSTS FOR FEDERAL AWARDS
--

None



Mary Taylor, CPA
Auditor of State

WYNFORD LOCAL SCHOOL DISTRICT

CRAWFORD COUNTY

CLERK'S CERTIFICATION

This is a true and correct copy of the report which is required to be filed in the Office of the Auditor of State pursuant to Section 117.26, Revised Code, and which is filed in Columbus, Ohio.

Susan Babbitt

CLERK OF THE BUREAU

**CERTIFIED
DECEMBER 11, 2007**