

**CENTERVILLE CITY SCHOOL DISTRICT
MONTGOMERY COUNTY, OHIO**

SINGLE AUDIT

**FOR THE YEAR ENDED
JUNE 30, 2007**



Mary Taylor, CPA
Auditor of State

Board of Education
Centerville City School District
111 Virginia Ave
Centerville, OH 45458

We have reviewed the *Independent Auditor's Report* of the Centerville City School District, Montgomery County, prepared by Rea & Associates, Inc., for the audit period July 1, 2006 through June 30, 2007. Based upon this review, we have accepted these reports in lieu of the audit required by Section 117.11, Revised Code. The Auditor of State did not audit the accompanying financial statements and, accordingly, we are unable to express, and do not express an opinion on them.

Our review was made in reference to the applicable sections of legislative criteria, as reflected by the Ohio Constitution, and the Revised Code, policies, procedures and guidelines of the Auditor of State, regulations and grant requirements. The Centerville City School District is responsible for compliance with these laws and regulations.

Mary Taylor

Mary Taylor, CPA
Auditor of State

January 9, 2008

This Page is Intentionally Left Blank.

**CENTERVILLE CITY SCHOOL DISTRICT
MONTGOMERY COUNTY**

TABLE OF CONTENTS

TITLE	PAGE
Independent Auditor's Report on Internal Control Over Financial Reporting and on Compliance and Other Matters Based on an Audit of Financial Statements Performed in Accordance with <i>Government Auditing Standards</i>	1
Independent Auditor's Report on Compliance with Requirements Applicable to Each Major Program and on Internal Control Over Compliance in Accordance with OMB Circular A-133.....	3
Schedule of Expenditures of Federal Awards-Cash Basis for the Fiscal Year Ended June 30, 2007.....	5
Notes to Schedule of Expenditures of Federal Awards-Cash Basis.....	6
Schedule of Findings and Questioned Costs.....	7

This Page is Intentionally Left Blank.

Rea & Associates, Inc.

ACCOUNTANTS AND BUSINESS CONSULTANTS

2300 Baton Rouge Avenue
Lima, Ohio 45805-1130
PH 419-331-1040
FAX 419-331-1120
www.reacpa.com

We're Ready For Your Future

Independent Auditor's Report on Internal Control Over Financial Reporting And on Compliance and Other Matters Based on and Audit of Financial Statements Performed in Accordance with Government Auditing Standards

To the Board of Education
Centerville City School District
Centerville, Ohio 45458

We have audited the financial statements of the governmental activities, each major fund, and the aggregate remaining fund information of Centerville City School District as of and for the year ended June 30, 2007, which collectively comprise Centerville City School District's basic financial statements and have issued our report thereon dated December 13, 2007. We conducted our audit in accordance with auditing standards generally accepted in the United States of America and the standards applicable to financial audits contained in Government Auditing Standards, issued by the Comptroller General of the United States.

Internal Control Over Financial Reporting

In planning and performing our audit, we considered Centerville City School District's internal control over financial reporting as a basis for designing our auditing procedures for the purpose of expressing our opinions on the financial statements, but not for the purpose of expressing an opinion on the effectiveness of the Centerville City School District's internal control over financial reporting. Accordingly, we do not express an opinion on the effectiveness of the Centerville City School District's internal control over financial reporting.

Our consideration of internal control over financial reporting was for the limited purpose described in the preceding paragraph and would not necessarily identify all deficiencies in internal control over financial reporting that might be significant deficiencies or material weaknesses. However, as discussed below, we identified certain deficiencies in internal control over financial reporting that we consider to be significant deficiencies.

A control deficiency exists when the design or operation of a control does not allow management or employees, in the normal course of performing their assigned functions, to prevent or detect misstatements on a timely basis. A significant deficiency is a control deficiency, or combination of control deficiencies, that adversely affects the entity's ability to initiate, authorize, record, process, or report financial data reliably in accordance with generally accepted accounting principles such that there is more than a remote likelihood that a misstatement of the entity's financial statements that is more than inconsequential, will not be prevented or detected by the entity's internal control. We consider the deficiency, Finding 2007-001, described in the accompanying schedule of findings and responses to be a significant deficiency in internal control over financial reporting.

A material weakness is a significant deficiency, or combination of significant deficiencies, that results in more than a remote likelihood that a material misstatement of the financial statements will not be prevented or detected by the entity's internal control.

Our consideration of the internal control over financial reporting was for the limited purpose described in the first paragraph of this section and would not necessarily identify all deficiencies in the internal control that might be significant deficiencies and, accordingly, would not necessarily disclose all significant deficiencies that are also considered to be material weaknesses. However, we do not believe that the significant deficiency described above is a material weakness.

Compliance and Other Matters

As part of obtaining reasonable assurance about whether Centerville City School District's financial statements are free of material misstatement, we performed tests of its compliance with certain provisions of laws, regulations, contracts, and grant agreements, noncompliance with which could have a direct and material effect on the determination of financial statement amounts. However, providing an opinion on compliance with those provisions was not an objective of our audit and, accordingly, we do not express such an opinion. The results of our tests disclosed no instances of noncompliance or other matters that are required to be reported under Government Auditing Standards.

We noted certain matters that we reported to management of Centerville City School District in a separate letter dated December 13, 2007.

This report is intended solely for the information and use of management, others within the entity, federal awarding agencies, and pass-through entities and is not intended to be and should not be used by anyone other than those specified parties.

Rea & Associates, Inc.

December 13, 2007

Rea & Associates, Inc.

ACCOUNTANTS AND BUSINESS CONSULTANTS

2300 Baton Rouge Avenue
Lima, Ohio 45805-1130
PH 419-331-1040
FAX 419-331-1120
www.reacpa.com

We're Ready For Your Future

Independent Auditor's Report on Compliance With Requirements Applicable To Each Major Program and On Internal Control Over Compliance In Accordance With OMB Circular A-133

To the Board of Education
Centerville City School District
Centerville, Ohio 45458

Compliance

We have audited the compliance of Centerville City School District (the School District) with the types of compliance requirements described in the U. S. Office of Management and Budget (OMB) Circular A-133, *Compliance Supplement* that are applicable to each of its major federal programs for the year ended June 30, 2007. The School District's major federal programs are identified in the summary of auditor's results section of the accompanying Schedule of Findings and Questioned Costs. Compliance with the requirements of laws, regulations, contracts and grants applicable to each of its major federal programs is the responsibility of the School District's management. Our responsibility is to express an opinion on the School District's compliance based on our audit.

We conducted our audit of compliance in accordance with auditing standards generally accepted in the United States of America; the standards applicable to financial audits contained in *Government Auditing Standards*, issued by the Comptroller General of the United States; and OMB Circular A-133, *Audits of States, Local Governments, and Non-Profit Organizations*. Those standards and OMB Circular A-133 require that we plan and perform the audit to obtain reasonable assurance about whether noncompliance with the types of compliance requirements referred to above that could have a direct and material effect on a major federal program occurred. An audit includes examining, on a test basis, evidence about the School District's compliance with those requirements and performing such other procedures as we considered necessary in the circumstances. We believe that our audit provides a reasonable basis for our opinion. Our audit does not provide a legal determination on the School District's compliance with those requirements.

In our opinion, the School District complied, in all material respects, with the requirements referred to above that are applicable to each of its major federal programs for the year ended June 30, 2007.

Internal Control Over Compliance

The management of the School District is responsible for establishing and maintaining effective internal control over compliance with requirements of laws, regulations, contracts and grants applicable to federal programs. In planning and performing our audit, we considered the School District's internal control over compliance with requirements that could have a direct and material effect on a major federal program in order to determine our auditing procedures for the purpose of expressing our opinion on compliance but, not for the purpose of expressing an opinion on the effectiveness of internal control over compliance. Accordingly, we do not express an opinion on the effectiveness of the School District's internal control over compliance.

A *control deficiency* in an entity's internal control over compliance exists when the design or operation of a control does not allow management or employees, in the normal course of performing their assigned functions, to prevent or detect noncompliance with a type of compliance requirement of a federal program on a timely basis. A *significant deficiency* is a control deficiency, or combination of control deficiencies, that adversely affects the entity's ability to administer a federal program such that there is more than a remote likelihood that noncompliance with a type of compliance requirement of a federal program that is more than inconsequential will not be prevented or detected by the entity's internal control.

A material weakness is a significant deficiency, or combination of significant deficiencies, that results in more than a remote likelihood that material noncompliance with a type of compliance requirement of a federal program will not be prevented or detected by any entity's internal control.

Our consideration of internal control over compliance was for the limited purpose described in the first paragraph of this section and would not necessarily identify all deficiencies in internal control that might be significant deficiencies or material weaknesses. We did not identify any deficiencies in internal control over compliance that we consider to be material weaknesses, as defined above.

Schedule of Expenditures of Federal Awards

We have audited the basic financial statements of the School District as of and for the year ended June 30, 2007, and have issued our report thereon dated December 13, 2007. Our audit was performed for the purpose of forming an opinion on the basic financial statements taken as a whole. The accompanying schedule of expenditures of federal awards is presented for purposes of additional analysis as required by OMB Circular A-133 and is not a required part of the basic financial statements. Such information has been subjected to the auditing procedures applied in the audit of the basic financial statements and, in our opinion, is fairly stated, in all material respects, in relation to the basic financial statements taken as a whole.

This report is intended solely for the information and use of the School District's management, others within the entity, federal awarding agencies and pass-through entities and is not intended to be and should not be used by anyone other than those specified parties.

Rea & Associates, Inc.

December 13, 2007

CENTERVILLE CITY SCHOOL DISTRICT
SCHEDULE OF EXPENDITURES OF FEDERAL AWARDS - CASH BASIS
FOR THE FISCAL YEAR ENDED JUNE 30, 2007

Federal Grantor / Pass Through Grantor/ Program Title	CFDA Number	Grant Number	Federal Receipts	Federal Disbursements	Non-cash Transactions
U. S. Department of Education					
<i>(Passed Through Ohio Department of Education):</i>					
Title I	84.010	C1-S1-2006	\$ 0	\$ 850	\$ 0
Title I	84.010	C1-S1-2007	253,478	253,021	0
Total Title I			<u>253,478</u>	<u>253,871</u>	<u>0</u>
Title II-A Improving Teacher Quality	84.367	TRS1-2006	24,100	27,038	0
Title II-A Improving Teacher Quality	84.367	TRS1-2007	144,572	142,960	0
Total Title II-A			<u>168,672</u>	<u>169,998</u>	<u>0</u>
Title II-D Technology	84.318	TJS1-2007	783	491	0
Title III, LEP	84.365	T3S1-2007	42,456	42,456	0
Vocational Education - Basic Grants to State	84.048	20A0-2005	10,000	10,135	0
Vocational Education - Basic Grants to State	84.048	20C1-2007	181,039	180,527	0
Total Vocational Education			<u>191,039</u>	<u>190,662</u>	<u>0</u>
Title IV-A Safe and Drug-Free Schools	84.186	DRS1-2006	(182)	892	0
Title IV-A Safe and Drug-Free Schools	84.186	DRS1-2007	19,286	17,413	0
Total Safe and Drug-Free Schools and Communities			<u>19,104</u>	<u>18,305</u>	<u>0</u>
Title V, Innovation	84.298	C2S1-2006	1,168	4,101	0
Title V, Innovation	84.298	C2S1-2007	12,994	12,618	0
Total Title V			<u>14,162</u>	<u>16,719</u>	<u>0</u>
<i>Special Education Cluster</i>					
IDEA-B, Special Education Grants to States	84.027	6BSF-2006	(16,038)	400	0
IDEA-B, Special Education Grants to States	84.027	6BSF-2007	1,840,222	1,803,362	0
IDEA-B, Preschool Grants	84.173	PGS1-20056	47	3,980	0
IDEA-B, Preschool Grants	84.173	PGS1-2007	27,032	25,793	0
Total IDEA-B			<u>1,851,263</u>	<u>1,833,535</u>	<u>0</u>
Total Department of Education			<u>2,540,957</u>	<u>2,526,037</u>	<u>0</u>
U. S. Department of Agriculture					
<i>(Passed Through Ohio Department of Education):</i>					
Commodity Distribution Program	10.550	2007	92,917	0	92,917
<i>Nutrition Cluster</i>					
National School Breakfast Program	10.553	2006	3,308	3,308	0
National School Breakfast Program	10.553	2007	12,879	12,879	0
National School Lunch Program	10.555	2006	62,984	62,984	0
National School Lunch Program	10.555	2007	164,892	164,892	0
Total Nutrition Cluster			<u>244,063</u>	<u>244,063</u>	<u>0</u>
Total Department of Agriculture			<u>336,980</u>	<u>244,063</u>	<u>92,917</u>
Total Federal Assistance			<u>\$ 2,877,937</u>	<u>\$ 2,770,100</u>	<u>\$ 92,917</u>

The Notes to the Schedule of Expenditures of Federal Awards is an integral part of this Statement.

**CENTERVILLE CITY SCHOOL DISTRICT
MONTGOMERY COUNTY**

**NOTES TO SCHEDULE OF EXPENDITURES OF FEDERAL AWARDS – CASH BASIS
June 30, 2007**

NOTE A - SIGNIFICANT ACCOUNTING POLICIES

The accompanying Schedule of Expenditures of Federal Awards (the Schedule) summarizes activity of the School District's federal award programs. The Schedule has been prepared on the cash basis of accounting.

NOTE B - FOOD DISTRIBUTION

Non-monetary assistance, such as food received from the U.S. Department of Agriculture, is reported in the Schedule at the fair market value of the commodities received and consumed. Cash receipts from the United States Department of Agriculture are commingled with State grants. It is assumed federal monies are expended first.

NOTE C - MATCHING REQUIREMENTS

Certain Federal programs require that the District contribute non-Federal funds (matching funds) to support the Federally-funded programs. The District has complied with the matching requirements. The expenditure of non-Federal matching funds is not included on the Schedule.

**CENTERVILLE CITY SCHOOL DISTRICT
SCHEDULE OF FINDINGS AND QUESTIONED COSTS
OMB CIRCULAR A-133 , Section .505
JUNE 30, 2007**

1. SUMMARY OF AUDITOR'S RESULTS

(d) (1) (i)	Type of Financial Statement Opinion	Unqualified
(d) (1) (ii)	Were there any material control weakness conditions reported at the financial statement level (GAGAS)?	No
(d)(1)(ii)	Were there any other significant deficiencies in internal control reported at the financial statement level (GAGAS)?	Yes
(d) (1) (iii)	Was there any reported material non-compliance at the financial statement level (GAGAS)?	No
(d) (1) (iv)	Were there any material internal control weakness conditions reported for major federal programs?	No
(d) (1) (iv)	Were there any other significant deficiencies in internal control reported for major federal programs?	No
(d) (1) (v)	Type of Major Programs' Compliance Opinion	Unqualified
(d) (1) (vi)	Are there any reportable findings under Section .510?	No
(d) (1) (vii)	Major Programs (list):	Special Education Cluster CFDA # 84.027 & 84.173
(d) (1) (viii)	Dollar Threshold: Type A/B Programs	Type A: > \$300,000 Type B: All others
(d) (1) (ix)	Low Risk Auditee?	Yes

2. FINDINGS RELATED TO THE FINANCIAL STATEMENTS REQUIRED TO BE REPORTED IN ACCORDANCE WITH GAGAS

Finding 2007-01

During audit testing, it was noted that several amounts were inappropriately included in and several amounts were inappropriately excluded from payables at June 30, 2007. This resulted due to the fact that the District did not set appropriate parameters for report generation and review of such report for year-end financial statement preparation.

**CENTERVILLE CITY SCHOOL DISTRICT
SCHEDULE OF FINDINGS AND QUESTIONED COSTS
OMB CIRCULAR A-133 , Section .505
JUNE 30, 2007**

3. FINDINGS AND QUESTIONED COSTS FOR FEDERAL AWARDS

None were noted

4. RESPONSE TO FINDING

Responsible Contact Person: Steven Hinshaw, Ph.D., Treasurer

Finding 2007-01

The query parameters were not correctly established for the financial statements. In the future, the parameters will be correct and the District will verify those parameters.

**COMPREHENSIVE
ANNUAL
FINANCIAL
REPORT**

for the fiscal year ended June 30, 2007

CENTERVILLE

CITY SCHOOL DISTRICT



Centerville City School District
Centerville, Ohio 45458

Centerville City School District
Centerville, Ohio

Comprehensive Annual Financial Report
For the Fiscal Year Ended June 30, 2007

Prepared by:
Steven Hinshaw, Ph.D.
Treasurer



INTRODUCTORY SECTION

TABLE OF CONTENTS

	Page
INTRODUCTORY SECTION	
Table of Contents	i
Letter of Transmittal	v
GFOA Certificate of Achievement for Excellence in Financial Reporting	xii
List of Principal Officials	xiii
Organizational Chart	xiv
FINANCIAL SECTION	
Independent Auditor's Report	1
Management's Discussion and Analysis	3
Basic Financial Statements:	
Government-wide Financial Statements:	
Statement of Net Assets	12
Statement of Activities	13
Fund Financial Statements:	
Balance Sheet - Governmental Funds	14
Reconciliation of Total Governmental Fund Balance to Net Assets of Governmental Activities	15
Statement of Revenues, Expenditures and Changes in Fund Balance - Governmental Funds	16
Reconciliation of the Statement of Revenues, Expenditures, and Changes in Fund Balance of Governmental Funds to the Statement of Activities	17
Statement of Fiduciary Net Assets - Fiduciary Funds	18
Statement of Changes in Fiduciary Net Assets - Fiduciary Fund	19
Notes to the Basic Financial Statements	21
Required Supplementary Information:	
Schedule of Revenues, Expenditures and Changes in Fund Balance - Budget and Actual (Non-GAAP Budgetary Basis) - General Fund	48
Notes to the Required Supplementary Information	49
Combining Statements and Individual Fund Schedules:	
Description of Funds - Major Governmental Funds	53
Schedule of Revenues, Expenditures and Changes in Fund Balance - Budget and Actual (Non-GAAP Budgetary Basis) - Bond Retirement Fund	54
Schedule of Revenues, Expenditures and Changes in Fund Balance - Budget and Actual (Non-GAAP Budgetary Basis) - Building Fund	55
Description of Funds - Nonmajor Governmental Funds	57
Nonmajor Governmental Funds:	
Combining Balance Sheet	61
Nonmajor Special Revenue Funds:	
Combining Balance Sheet	62


TABLE OF CONTENTS

	<u>Page</u>
Nonmajor Governmental Funds:	
Combining Statement of Revenues, Expenditures and Changes in Fund Balance	67
Nonmajor Special Revenue Funds:	
Combining Statement of Revenues, Expenditures and Changes in Fund Balance	68
Individual Fund Schedules of Revenues, Expenditures and Changes in Fund Balance- Budget and Actual (Non-GAAP Budgetary Basis):	
Public School Support	73
Other Grants	74
District Managed Student Services	75
Auxiliary Services	76
Management Information Systems	77
Network Connect	78
SchoolNet Professional Development	79
Ohio Reads Grants	80
Vocational Education Enhancement	81
Miscellaneous State Grants	82
Title VI-B	83
Vocational Education	84
Title I	85
Title VI	86
Drug Free Schools	87
EHA Pre-School	88
FCC E-Rate	89
Reducing Class Size	90
Miscellaneous Federal Grants	91
Food Service	92
Uniform School Supply	93
Entry Year Programs	94
Title III	95
Special Enterprise	96
Permanent Improvement	97
Description of Funds - Fiduciary Funds	99
Combining Statement of Fiduciary Net Assets - Fiduciary Funds - Private Purpose Trust	100
Combining Statement of Changes in Fiduciary Net Assets - Fiduciary Funds - Private Purpose Trust	101
Statement of Changes in Assets and Liabilities - Agency Fund	102

TABLE OF CONTENTS

	<u>Schedule</u>	<u>Page</u>
STATISTICAL SECTION		
Net Assets by Component	1	104
Expenses, Program Revenues and Net (Expense)/Revenue	2	105
General Revenues and Total Change in Net Assets	3	106
Fund Balances, Governmental Funds	4	107
Governmental Funds Revenues	5	108
Governmental Funds Expenditures and Debt Service Ratio	6	109
Other Financing Sources and Uses and Net Change in Fund Balances	7	110
Assessed Value and Actual Value of Taxable Property	8	111
Direct and Overlapping Property Tax Rates	9	112
Principal Property Tax Payers	10	113
Property Tax Levies and Collections	11	114
Outstanding Debt by Type	12	115
Direct and Overlapping Governmental Activities Debt	13	116
Legal Debt Margin Information	14	117
Demographic and Economic Statistics	15	118
Principal Employers	16	119
Full-Time Equivalent District Employees by Type	17	120
Operating Statistics	18	121
School Building Information	19	123





Centerville City Schools

December 13, 2007

To the Citizens and Board of Education of the Centerville City School District:

We are pleased to present the Comprehensive Annual Financial Report (CAFR) of the Centerville City School District (District) for the fiscal year ended June 30, 2007. This report represents the commitment of the District to adhere to nationally recognized standards of excellence in financial reporting.

The report contains financial statements, supplemental statements and other financial and statistical information to provide complete and full disclosure of all material financial aspects of the District. Responsibility for the accuracy, completeness and fairness of this report rests with the District and more specifically, the Office of the Treasurer. To the best of our knowledge and belief, this report and the enclosed data are accurate in all material aspects. Our report is designed to present fairly the financial position, results of operation and budgetary comparisons of the District. This report is prepared in conformance with generally accepted accounting principles as set forth by the Governmental Accounting Standards Board (GASB) and other recognized authoritative services and is representative of the District's continuing commitment to provide meaningful financial information to the citizens of the District.

Management is required to provide a narrative introduction, overview and analysis to accompany the basic financial statements in the form of Management's Discussion and Analysis (MD&A). This letter of transmittal is designed to complement the MD&A and should be read in conjunction with it. The MD&A can be found immediately following the report of the independent auditors within the financial section.

Copies of this report will be widely distributed throughout the District. A copy will be sent to all school buildings, the Dayton Area Chamber of Commerce, major businesses located within the District, other governmental entities in Montgomery County, the Washington-Centerville Libraries, Moody's and Standard and Poor's financial rating services, major banks, realtors, and other interested parties.

DISTRICT PROFILE

The District serves an area of 32 square miles in the southeastern part of Montgomery County, Ohio, encompassing the City of Centerville and Washington Township. The area is located approximately 8 miles south of the City of Dayton and 46 miles north of the City of Cincinnati on U.S. Interstate 675. U.S. Interstate 75 and U.S. Interstate 70 are 3 miles and 15 miles, respectively, from the area. With these major thoroughfares, Centerville and Washington Township provide a desirable location for many families who work in the Dayton and Cincinnati metropolitan areas.

The current charter as the District was adopted in 1969; yet, the first formal education in Washington Township was offered in 1803 to children from first to sixth grades. Additional higher education grades were added in 1848 with the first high school being built in 1885. Today, the District provides opportunities for its students to excel in academic, co-curricular, and community based activities. For fiscal year 2007 the District's enrollment was 8,307, which is an increase of 80 students from fiscal year 2006

Blue Ribbon School District

The District has five schools that have been recognized nationally as Blue Ribbon Schools by the U.S. Department of Education. This national recognition reflects the excellence that exists throughout the District. The District's Blue Ribbon schools are: Centerville High School (1984, 1993); Normandy Elementary (1992); Centerville Kindergarten Village (1997); Tower Heights Middle School (1998); and Weller Elementary School (1999).

Preschool

The Centerville Preschool is an early childhood program that serves children with and without special needs who range in age from 3-5. The licensed program provides a comprehensive preschool experience to enhance each child's social skills, independence, communication, physical and academic growth.

Kindergarten

Centerville Kindergarten Village is a District-wide early childhood and kindergarten center. In addition to regular kindergarten programs, the District offers Young 5s, Extended Day Kindergarten, and KinderPlus to provide developmentally appropriate programs for children ages five and six.

Elementary

There are six elementary schools housing grades one through five. Students are taught reading, language arts, science, social studies, math and health by the classroom teacher with art, music and physical education being taught by specialists in those areas. Teachers work in grade level teams and there are regular grade level team meetings for horizontal coordination and subject area meetings for vertical subject coordination.

Middle School

The three middle schools house students in grades six through eight. Each middle school is divided into four family teams made up of a teacher in each of the academic areas as in the elementary program. The "school within a school" concept is designed to provide students the ability to change classes for each academic area while having closer personal contact with their "family" teachers as students spend all three years with the same family of students and teachers. Students also receive instruction in art, music, physical education and can take German, French or Spanish.

High School

Centerville High School is a comprehensive, four-year school that stresses academic excellence and physical and social development. Courses are offered in the fine and applied arts, business, career education, tech-prep and all academic areas. In the 2006-2007 National Merit Scholarship Program, 20 seniors were National Merit Finalists or were commended scholars. In addition, 174 seniors were inducted into the National Honor Society.

ECONOMIC CONDITION AND OUTLOOK

Community

The estimated population of this area is 52,991 residents as Centerville-Washington Township is primarily a residential area. Both Centerville and Washington Township attract white-collar professionals, particularly doctors and managers. The Community (City of Centerville and Washington Township) has grown rapidly over the past twenty years and, given its attractiveness as the residence and business location of choice in the region, it will continue to grow well into the next several decades.

Understanding these critical issues, the Community developed a comprehensive plan called “Create the Vision.” This was a community process that involved citizens, businesses, organizations, and local government officials in a cooperative effort to plan for the future of Centerville and Washington Township. These groups worked together with the community at large to formulate goals in the areas of land use and development, transportation services, and other aspects of the community. The end result has been the adoption of a new community plan that outlines steps for implementing these goals over the next 20 years. More information can be found at the website <http://www.createthevision.org>.

The Centerville area continues to see moderate growth in business development. Built on a diversified base of small businesses, Centerville continues to be well positioned to weather economic downturns.

District

The District retained its Aa2 rating from Moody’s Investors Service. This rating is the 3rd highest rating for a public school district in Ohio. Moody’s has stated, “The high-grade Aa2 rating reflects the district’s strong financial position, growing tax base with proximity to the Dayton and Cincinnati employment centers, and favorable debt position.”

Every year academic and co-curricular highlights are included in an annual report to the community and includes state and national recognition, student achievements and community contributions. Centerville staff and students excel in an extraordinary array of activities, including the following sampling.

Academic Achievements

- The District earned an “Excellent” rating - the highest rank in Ohio’s report card on school districts.
 - This is the ninth straight year the District received top honors.
 - The District is one of only 17 districts in Ohio to have received that top rating in each year since the report cards were first issued in 1999.
 - In addition, the District met Adequate Yearly Progress for all 10 sub groups, meeting the requirements of the federal No Child Left Behind legislation.
- CHS Science Olympiad team won the State Championship for the fifth year in a row and placed 2nd in national competition.
- Magsig Middle School Science Olympiad team won the State Championship and placed 6th in national competition.
- Four Centerville Destination Imagination teams competed at the Global Tournament.

Fine Arts Achievements

- The CHS Jazz Band was the highest rated band in Ohio at the Bands of America Grand National marching band competition finishing 13th nationally.
- The CHS Symphonic Orchestra earned a unanimous Superior rating at the Ohio Music Education Association state competition.
- The CHS Elktonians choir earned a Superior rating at the Ohio Music Education Association district competition.

Athletic Achievements

- CHS captured the Greater Western Ohio Conference (GWOC) All-Sports Trophy. This year’s honor marks the 31st time over the last 32 years that CHS has captured its conference all-sports trophy that rewards the overall performance of all athletic teams.
- CHS had 14 GWOC championships and four district championships.
- Girls swimming finished 3rd at state competition.
- Girls bowling finished 3rd at state competition.
- Girls golf finished 3rd at state competition.
- The Cheerleading Competition Squad placed 1st nationally at JamFest National competition.

Individual Student Achievements

- In the 2006-2007 National Merit Scholarship Program, 20 seniors were National Merit Finalists or Commended Scholars.
- 21 middle school students achieved “Recognized Scholar” status for their scores on the PSAT.
- 174 seniors were inducted into the National Honor Society.
- 213 seniors earned the State of Ohio Honors Diploma
- 178 seniors earned the President’s Award of Educational Excellence by maintaining a 3.5 GPA and scoring in the 85th percentile or higher in math or reading on a standardized achievement test.
- 196 seniors earned the Ohio Award of Merit in the college prep curriculum and/or in career-technical curriculum.
- 113 seniors earned Scholar-Athlete status by earning a varsity letter and maintaining a 3.2 GPA.
- 95.5% of the Class of 2007 have been accepted and intend to enroll at either two or four year institutions of higher learning.

Community Service Achievements

- The Spirit Chain competition, led by the CHS Class Officers, raised \$36,185 which was donated to the Special Wish Foundation.
- The CHS Food Drive again led all Dayton-area schools in food collected for the Holiday Aid Canned Food Drive the week before Thanksgiving. Over 20,000 pounds of food were donated to the Dayton Emergency Food Bank.

Many more Centerville students and staff achieved levels of success we can celebrate. It is evident our students continue to pay a high return on your investment in their education. For them, we thank you for your continued support.

Relevant Financial Policies

In June of 2006, the State legislature passed House Bill 66. House Bill 66 phases out the tax on tangible personal property of general business, telephone and telecommunications companies, and railroads. The tax on general business and railroad property began being phased out in 2007 and will be eliminated by 2009. The tax on telephone and telecommunication property will begin being phased out in 2009 and will be eliminated by 2011. The tax is being phased out by reducing the assessment rate on the property each year. In the first five years, the District will be reimbursed fully for the lost revenue; in the following seven years, the reimbursements will be phased out.

Major Initiatives

The mission of the District, a community of learners, is to provide diverse educational opportunities that develop the skills, attitudes, knowledge, and ethics needed to reach individual potential and create a foundation for lifelong learning. Toward that end, the District developed a Continuous Improvement Plan similar to a Strategic Plan to help focus our efforts. The four main goals from this plan document that are the guiding goals are as follows.

- Goal 1: We will encourage and advance community collaboration.
- Goal 2: The curricular and instruction program will prepare students to achieve their full potential of academics, thinking and reasoning, and responsible citizenship.
- Goal 3: The District will annually receive an “Excellent” Performance Accountability Rating as reported on the Ohio Department of Education’s Local Report Card.
- Goal 4: We will support a dynamic and refined staff development program to foster professional growth which enhances cognitive and instructional skills in order to deliver a program appropriate to meet the needs of all students.

FINANCIAL INFORMATION

District Organization and Reporting Entity

The operations of the District are managed by the Board of Education (Board) that is made up of five citizens who are elected by voters to serve four-year terms. The Board is a body politic and corporate as defined by Ohio Revised Code Section 3313.02, and derives its authority from federal and state law. The Board's major function is to develop operating policies that will best service the needs of the students. In addition, the Board acts as the taxing authority, contracting body, the approver of the annual appropriation resolution and tax budget, as well as ensuring that all other general laws of the State of Ohio are followed in the expenditure of the District's tax dollars. The Board employs the Superintendent to execute policies and provide leadership to the staff. The Board also employs the Treasurer to act as Chief Financial Officer to maintain financial records and invest funds of the District as specified by Ohio law.

The various funds of the District are used to account for the District's governmental assets, liabilities, fund balances, and results of operations (or revenues over/(under) expenditures) for those activities. In addition to the aforementioned services and general activities, the District acts as fiscal agent for State funds distributed to private schools located within the District's boundaries. This activity is included in the reporting entity as a special revenue fund due to the District's involvement in the distribution of funds. The parochial/private schools served are Church of the Incarnation, Miami Valley School, Spring Valley Academy, Kindercare (K-4), Montessori School of Centerville, and First School (primary). Although these organizations share operational and service similarity with the District, each is a separate and distinct entity. Because of their independent nature, none of these organizations' financial statements are included in this report.

Government-wide Financial Statements

These statements are prepared on an accrual basis of accounting, which is similar to the basis of accounting followed by businesses. The government-wide statements distinguish between those activities of the District that are governmental in nature and those that are considered business-type activities in nature. The District did not have any business-type activities during fiscal year 2007.

Fund Financial Statements

These statements present information for individual major funds rather than by fund type. Funds, which are not classified as major funds are presented in one column, titled "Other Governmental Funds". Governmental funds use the modified accrual basis of accounting and include reconciliation to the governmental activities accrual information presented in the government-wide financial statements. The fiduciary funds are presented using the accrual basis of accounting.

Statement of Budgetary Comparisons

These statements present comparison of actual information to both the original and final amended budgets legally adopted by the District for the General Fund and any major special revenue funds. The District has no major special revenue funds. The budgetary basis, as provided by Ohio Law, is based upon accounting for certain transactions on a basis of cash receipts, disbursements and encumbrances.

Internal Accounting and Budgetary Control

Internal accounting controls are designed to provide reasonable, but not absolute, assurance regarding the safeguarding of assets against loss from unauthorized use or disposition and the reliability of financial records for preparing financial statements and maintaining accountability for assets. The concept of reasonable assurance is based on the assumption that the cost of internal accounting controls should not exceed the benefits expected to be derived from their implementation. The management of the District is responsible for establishing and maintaining an internal control environment that provides reasonable assurance the District's financial statements are reliable, the District complied with applicable laws and regulations and the District is operating effectively and efficiently.

The District utilizes a fully automated accounting system as well as an automated system of control for fixed assets and payroll. These systems, coupled with the manual auditing of each voucher prior to payment, ensure that the financial information generated is both accurate and reliable.

The District maintains its accounts and accounting records to facilitate budgetary control as outlined by Ohio Revised Code. Before October 1st of each fiscal year the Board adopts its annual appropriation measure. These appropriations may be amended as needed by Board action. Annual appropriations and any amendments may not exceed the County Budget Commissions official estimate of resources. The County Auditor must certify that the Board's appropriation measures do not exceed the amount set forth in the latest of those official estimates.

All disbursements and transfers of cash between funds require appropriation authority from the Board. Budgets are controlled at the fund level. All purchase order requests must be approved by the building principal, department supervisor, or appropriate central office director and must be certified by the Treasurer; necessary funds are then encumbered and purchase orders released to vendors. Those requests which exceed the available appropriations are rejected until additional appropriations are secured.

The accounting system used by the District provides interim financial reports which detail month and year-to-date expenditures and encumbrances versus the original appropriation plus any additional appropriations made to date. Each administrator and school principal has access to view the status of the budget accounts for which they are responsible. As an additional safeguard, a blanket bond covers all employees; a separate, higher limit bond covers certain individuals in policy-making roles. Additional information on the District's budgetary accounts can also be found in notes to the basic financial statements.

Cash Management

The District's cash management program addresses the issues of safety, liquidity and yield while maximizing returns. The District utilizes the STAROhio investment pool, operated by the Ohio Treasurer of State, for ready cash and yield. Certificate of deposits, treasury bonds and notes, money market mutual funds, and United States agency securities are utilized for long-term investments. Investment earnings for the District totaled \$1,591,521 on the Statement of Activities and \$4,396,507 on the Governmental Fund Statements during the fiscal year.

Risk Management

The District continues to protect its assets through a comprehensive insurance program. Insurance policies for fleet liability, general liability, excess liability, directors and officers, property loss and boiler and machinery coverage are purchased from the Indiana Insurance Company. Employee health, dental, and life insurance coverage are provided by Anthem. In addition, the District offers a full range of supplementary retirement plans for eligible staff members.

Independent Audit

Included in this report is the unqualified opinion rendered on the District's basic financial statements as of and for the year ended June 30, 2007 by Rea & Associates, Inc. This is the fourth year of a five-year contract entered into by the State of Ohio Auditor's Office, the District, and the firm. An annual independent audit of the District's financial statements is a requirement of Ohio statute, as well as an integral part of the annual preparation of a CAFR. This annual independent audit will continue to review, comment on and thereby strengthen the District's accounting and budgetary control.

AWARD FOR EXCELLENCE IN FINANCIAL REPORTING

The Government Finance Officers Association of the United States and Canada (GFOA) awarded a Certificate of Achievement for Excellence in Financial Reporting to Centerville City School District for its comprehensive annual financial report for the fiscal year ended June 30, 2006. In order to be awarded a Certificate of Achievement, a government must publish an easily readable and efficiently organized comprehensive annual financial report. This report must satisfy both generally accepted accounting principles and applicable legal requirements. A Certificate of Achievement is valid for a period of one year only. We believe that our current comprehensive annual financial report continues to meet the Certificate of Achievement Program's requirements and we are submitting it to the GFOA to determine its eligibility for another certificate.

ACKNOWLEDGEMENTS

Sincere appreciation is extended to the many people who have contributed their time and effort to prepare this report. The members of the Treasurer's Office Staff are to be especially commended for their input and commitment. And, appreciation is extended to the District's Board of Education, Centerville Schools Administration and the Centerville Schools community for its continuing support.

Respectfully submitted,



Steven Hinshaw, Treasurer



Gary Smiga, Superintendent

Certificate of Achievement for Excellence in Financial Reporting

Presented to

Centerville City School
District, Ohio

For its Comprehensive Annual
Financial Report
for the Fiscal Year Ended
June 30, 2006

A Certificate of Achievement for Excellence in Financial Reporting is presented by the Government Finance Officers Association of the United States and Canada to government units and public employee retirement systems whose comprehensive annual financial reports (CAFRs) achieve the highest standards in government accounting and financial reporting.



President

Executive Director

Centerville City School District
List of Principal Officials
June 30, 2007

ELECTED OFFICIALS

President, Board of Education	Mrs. Cheryl Smith
Vice President, Board of Education	Dr. David Roer
Board of Education Member	Mr. John Doll
Board of Education Member	Mr. Bradley Evers
Board of Education Member	Mrs. Karen Myers

ADMINISTRATIVE OFFICIALS

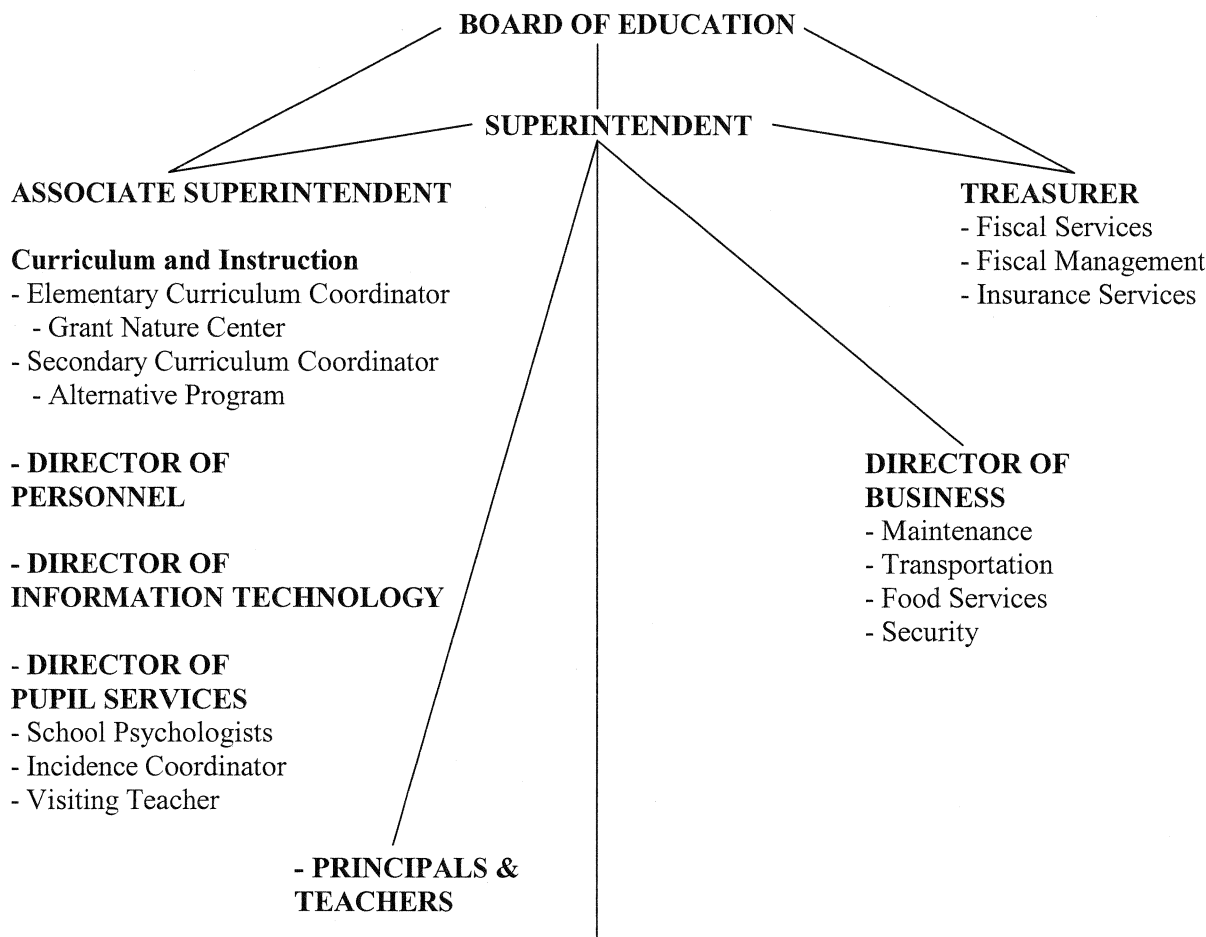
Superintendent	Mr. Gary Smiga
Associate Superintendent	Mr. Terry Riley
Treasurer	Dr. Steven Hinshaw
Director of Pupil Services	Mr. Steve Bartalo
Director of Information Technology	Mr. Scott Fife
Director of Personnel	Dr. Tom Henderson
Director of Business Operations	Mr. Bob Yux

OFFICE OF THE TREASURER

Treasurer	Dr. Steven Hinshaw
Accounting Supervisor	Mrs. Linda Bruner
Payroll Supervisor	Mr. Kevin Burr
Financial Analyst	Mrs. Laura Baker
Payroll Analyst	Mrs. Akemi Simon
Secretary/Benefits	Ms. Connie Cummins
CHS Student Activities	Mrs. Candi Trentel
Accounting Assistant	Miss Mary Ann Bergman

Centerville City School District
 Organizational Chart
 June 30, 2007

Basic to the statement of policy is an organizational chart. The chart represents functional working relationships and should not be taken to depict strictly a line and staff organization. This is particularly true of directors and other specialists who are not charged with line or authoritative function, but rather that of providing leadership in a reciprocal working arrangement with other personnel in the planning, coordination, evaluation, and improvement of the school program.



Business Groups	School Groups	Community Groups	Education Groups	Governmental Entities
- Chamber	- PTOs	- Service Clubs	- GWOC	- Washington Twp
- Business Leaders	- IAC	- Hithergreen Senior Ctr	- Montgomery County	- Centerville City
- Committees	- Boosters	- Ministerial Assoc	- Middle Cities	- W-C Library
			- DASA	- Park District
			- Universities	- County
			- BASA	- State Officials
			- AASA	
			- Alliance/Adequate Funding	
			- ETPI	

FINANCIAL SECTION

Rea & Associates, Inc.

ACCOUNTANTS AND BUSINESS CONSULTANTS

2300 Baton Rouge Avenue
Lima, OH 45805-1130
PH 419-331-1040
FAX 419-331-1120
www.reacpa.com

We're Ready For Your Future

To the Board of Education
Centerville City School District
Centerville, Ohio 45458

Independent Auditor's Report

We have audited the accompanying financial statements of the governmental activities, each major fund, and the aggregate remaining fund information of the Centerville City School District, Montgomery County, Ohio (the School District), as of and for the year ended June 30, 2007, which collectively comprise the School District's basic financial statements as listed in the table of contents. These financial statements are the responsibility of the School District's management. Our responsibility is to express opinions on these financial statements based on our audit.

We conducted our audit in accordance with auditing standards generally accepted in the United States of America and the standards applicable to financial audits contained in *Government Auditing Standards*, issued by the Comptroller General of the United States. Those standards require that we plan and perform the audit to obtain reasonable assurance about whether the financial statements are free of material misstatement. An audit includes examining, on a test basis, evidence supporting the amounts and disclosures in the financial statements. An audit also includes assessing the accounting principles used and significant estimates made by management, as well as evaluating the overall financial statement presentation. We believe that our audit provides a reasonable basis for our opinions.

In our opinion, the financial statements referred to above present fairly, in all material respects, the respective financial position of the governmental activities, each major fund, and the aggregate remaining fund information of the Centerville City School District, Montgomery County, Ohio as of June 30, 2007, and the respective changes in financial position thereof for the year then ended in conformity with accounting principles generally accepted in the United States of America.

In accordance with *Government Auditing Standards*, we have also issued our report dated December 7, 2007 on our consideration of the School District's internal control over financial reporting and our tests of its compliance with certain provisions of laws, regulations, contracts and grant agreements, and other matters. The purpose of that report is to describe the scope of our testing of internal control over financial reporting and compliance and the results of that testing, and not to provide an opinion on the internal control over financial reporting or on compliance. That report is an integral part of an audit performed in accordance with *Government Auditing Standards* and should be considered in assessing the results of our audit.

The Management's Discussion and Analysis and budgetary comparison information on pages 3 through 11 and 54 through 55 are not a required part of the basic financial statements but are supplementary information required by the accounting principles generally accepted in the United States of America. We have applied certain limited procedures, which consist principally of inquiries of management regarding the methods of measurement and presentation of the required supplementary information. However, we did not audit the information and express no opinion on it.

Our audit was conducted for the purpose of forming opinions on the financial statements that collectively comprise the School District's basic financial statements. The combining and individual nonmajor fund financial statements and other schedules, listed in the table of contents as supplementary information, are presented for the purposes of additional analysis and are not a required part of the basic financial statements. Such information has been subjected to the auditing procedures applied in the audit of the basic financial statements and, in our opinion, is fairly stated in all material respects in relation to the basic financial statements taken as a whole.

The accompanying introductory and statistical sections, as listed in the table of contents, are presented for purposes of additional analysis and are not a required part of the basic financial statements. This information has not been subjected to the auditing procedures applied in the audit of the basic financial statements and, accordingly, we express no opinion on them.

Hea & Associates, Inc.

December 13, 2007

CENTERVILLE CITY SCHOOL DISTRICT
MANAGEMENT'S DISCUSSION AND ANALYSIS
For the Fiscal Year Ended June 30, 2007
(Unaudited)

The discussion and analysis of Centerville City School District's financial performance provides an overall review of the District's financial activities for the fiscal year ended June 30, 2007. The intent of this discussion and analysis is to look at the District's financial performance as a whole; readers should also review the transmittal letter, notes to the basic financial statements and financial statements to enhance their understanding of the District's performance.

Financial Highlights

Key financial highlights for 2007 are as follows:

- Net assets increased \$8,280,456 which represents a 20% increase from 2006.
- General revenues accounted for \$78,866,154 in revenue or 86% of all revenues. Program specific revenues in the form of charges for services and sales, grants and contributions accounted for \$12,465,111 or 14% of total revenues of \$91,331,265.
- Total assets of governmental activities increased by \$2,080,578 as capital assets increased by \$28,104,792.
- The District had \$83,050,809 in expenses related to governmental activities; \$12,465,111 of these expenses were offset by program specific charges for services, grants or contributions. General revenues of \$78,866,154 were adequate to provide for these programs.

OVERVIEW OF THE FINANCIAL STATEMENTS

This annual report consists of a series of financial statements and notes to those statements. These statements are organized so the reader can understand the District as a financial whole, an entire operating entity. The statements then proceed to provide an increasingly detailed look at specific financial activities.

The *Statement of Net Assets* and the *Statement of Activities* provide information about the activities of the whole District, presenting both an aggregate view of the District's finances and a longer-term view of those finances. Fund financial statements provide the next level of detail. For governmental funds, these statements tell how services were financed in the short-term as well as what remains for future spending. The fund financial statements also look at the District's most significant funds with all other nonmajor funds presented in total in one column. The General Fund, Bond Retirement Fund and Building Fund are the major funds of the District.

Government-wide Financial Statements

While this document contains the large number of funds used by the District to provide programs and activities, the view of the District as a whole looks at all financial transactions and asks the question, “How did we do financially during 2007?” The Government-wide Financial Statements answer this question. These statements include *all assets* and *liabilities* using the accrual basis of accounting similar to the accounting used by most private-sector companies. This basis of accounting takes into account all of the current year’s revenues and expenses regardless of when cash is received or paid.

These two statements report the District’s *net assets* and changes in those assets. This change in net assets is important because it tells the reader that, for the District as a whole, the financial position has improved or diminished. The causes of this change may be the result of many factors, both financial and non-financial. Non-financial factors include the District’s property tax base, current property tax laws in Ohio restricting revenue growth, facility conditions, required educational programs and other factors.

In the Government-wide Financial Statements, the overall financial position of the District is presented in the following manner:

- Governmental Activities – Most of the District’s programs and services are reported here including instruction, support services, operation of non-instructional services, extracurricular activities, interest and fiscal charges and unallocated depreciation.

Fund Financial Statements

The analysis of the District’s major funds is presented in the Fund Financial Statements (see Table of Contents). Fund financial reports provide detailed information about the District’s major funds. The District uses many funds to account for a multitude of financial transactions. However, these fund financial statements focus on the District’s most significant funds.

Governmental Funds Most of the District’s activities are reported in governmental funds, which focus on how money flows into and out of those funds and the balances left at year-end available for spending in future periods. These funds are reported using an accounting method called *modified accrual* accounting, which measures cash and all other *financial assets* that can readily be converted to cash. The governmental fund statements provide a detailed *short-term view* of the District’s general government operations and the basic services it provides. Governmental fund information helps you determine whether there are more or fewer financial resources that can be spent in the near future to finance educational programs. The relationship (or differences) between governmental *activities* (reported in the Statement of Net Assets and the Statement of Activities) and governmental *funds* is reconciled in the financial statements.

Fiduciary Funds Fiduciary funds are used to account for resources held for the benefits of parties outside the government. Fiduciary funds are not reflected in the government-wide financial statements because the resources of these funds are not available to support the District’s own programs.

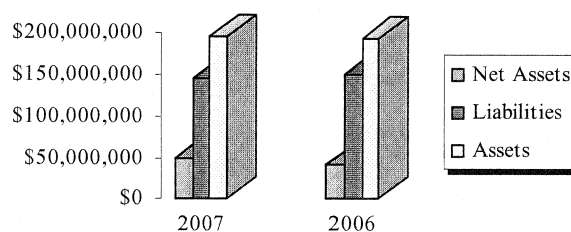
The District as a Whole

Recall that the Statement of Net Assets provides the perspective of the District as a whole.

Table 1 provides a summary of the District's net assets for 2007 compared to 2006:

Table 1
Net Assets

	Governmental Activities	
	2007	2006
Assets		
Current Assets	\$121,365,417	\$147,389,631
Capital Assets	72,486,704	44,381,912
Total Assets	193,852,121	191,771,543
Liabilities		
Long-Term Liabilities	79,994,442	82,442,200
Other Liabilities	63,901,436	67,653,556
Total Liabilities	143,895,878	150,095,756
Net Assets		
Invested in Capital		
Assets Net of Debt	19,898,816	12,178,880
Restricted	9,701,906	12,578,928
Unrestricted	20,355,521	16,917,979
Total Net Assets	\$49,956,243	\$41,675,787



Over time, assets can serve as a useful indicator of a government's financial position. At June 30, 2007, the District's assets exceeded liabilities by \$49,956,243

At year-end, capital assets represented 37% of total assets. Capital assets include land, construction in progress, buildings and improvements, equipment and vehicles. Capital assets, net of related debt to acquire the assets at June 30, 2007, was \$19,898,816. These capital assets are used to provide services to the students and are not available for future spending. Although the District's investment in capital assets is reported net of related debt, it should be noted that the resources to repay the debt must be provided from other sources, since capital assets may not be used to liquidate these liabilities.

A portion of the District's net assets, \$9,701,906, represents resources that are subject to external restriction on how they may be used. The balance of unrestricted net assets of \$20,355,521 may be used to meet the District's ongoing obligations to the students and creditors.

Capital Assets increased \$28,104,792 as a result of construction in progress relating to the new school improvements. The decrease in unearned revenue is a result of the taxes receivable accrual and how the county recognizes advances available at year end. Accrued contracts payable decreased from the prior year due to the District having less contracts outstanding that relate to the new school improvements at year end. Long-term liabilities decreased due to the District making regularly scheduled debt payments. Invested in capital assets net of debt increased from the prior year due to the increase in capital assets, and decrease in the related debt (as explained above).

Table 2 shows the change in net assets for fiscal year 2007 compared to fiscal year 2006.

Table 2
Changes in Net Assets

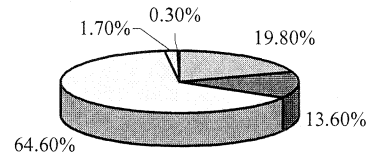
	Governmental Activities	
	2007	2006
Program Revenues:		
Charges for Services	\$4,173,776	\$4,281,743
Operating Grants and Contributions	8,203,029	7,489,083
Capital Grants and Contributions	88,306	51,881
General Revenue:		
Property Taxes	58,898,441	51,373,142
Grants and Entitlements	18,110,062	17,111,338
Other	1,857,651	1,999,477
Total Revenues	<u>91,331,265</u>	<u>82,306,664</u>
Program Expenses:		
Instruction	46,700,195	45,673,093
Support Services:		
Pupil and Instructional Staff	9,640,110	8,573,562
General and School Administrative, Fiscal and Business	6,307,578	5,755,807
Operations and Maintenance	5,790,712	5,175,782
Pupil Transportation	5,425,018	4,783,618
Central	71,357	74,810
Operation of Non-Instructional Services	4,198,295	3,600,223
Extracurricular Activities	695,810	621,024
Interest and Fiscal Charges	3,417,104	3,322,128
Unallocated Depreciation	804,630	848,220
Total Expenses	<u>83,050,809</u>	<u>78,428,267</u>
Change in Net Assets	8,280,456	3,878,397
Beginning Net Assets	<u>41,675,787</u>	<u>37,797,390</u>
Ending Net Assets	<u><u>\$49,956,243</u></u>	<u><u>\$41,675,787</u></u>

The District revenues are mainly from two sources. Property taxes levied for general, debt service and capital projects purposes and grants and entitlements comprised 84% of the District's revenues for governmental activities.

The District depends greatly on property taxes as a revenue source. The unique nature of property taxes in Ohio creates the need to routinely seek voter approval for operating funds. The overall revenues generated by a levy will not increase solely as a result of inflation. As an example, a homeowner with a home valued at \$100,000 and taxed at 1.0 mill would pay \$35.00 annually in taxes. If three years later the home were reappraised and increased to \$200,000 (and this inflationary increase in value is comparable to other property owners) the effective tax rate would become .5 mills and the owner would still pay \$35.00.

Thus Ohio districts do not receive additional property tax revenue from increases in appraisal values and must regularly return to the voters to maintain a constant level of service. Property taxes made up 65% of revenue for governmental activities for the District in fiscal year 2007.

Revenue Sources	2007	Percent of Total
General Grants	\$18,110,062	19.8%
Program Revenues	12,465,111	13.6%
General Tax Revenues	58,898,441	64.6%
Investment Earnings	1,591,521	1.7%
Other Revenues	266,130	0.3%
	<u>\$91,331,265</u>	<u>100.0%</u>



Instruction comprises 56% of governmental program expenses. Support services expenses were 33% of governmental program expenses. All other expenses including interest expense were 11%. Interest expense was attributable to the outstanding bond and borrowings.

Property tax revenues increased \$7,525,269 due to the increased assessed values of taxable property in the District. Investment earnings increased as a result of the District holding a larger balance of investments for the current year as compared to the prior year. Instruction, pupil and instructional staff expenses increased over the prior year due to increases of personnel costs and general inflationary factors. Pupil transportation increased from the prior year due to the increased cost of transporting students (fuel, etc.) to and from the District. Interest and fiscal charges increased from prior year due to the District making payments on the 2005 school improvement issue.

Government Activities

The Statement of Activities shows the cost of program services and the charges for services and grants offsetting those services. Table 3 shows, for government activities, the total cost of services and the net cost of services. That is, it identifies the cost of these services supported by tax revenue and unrestricted State entitlements.

Table 3
Governmental Activities

	Total Cost of Services		Net Cost of Services	
	2007	2006	2007	2006
Instruction	\$46,700,195	\$45,673,093	(\$40,926,159)	(\$40,739,653)
Support Services:				
Pupil and Instructional Staff	9,640,110	8,573,562	(8,551,366)	(7,245,371)
General and School Administrative,				
Fiscal and Business	6,307,578	5,755,807	(6,139,663)	(5,587,065)
Operations and Maintenance	5,790,712	5,175,782	(5,401,013)	(4,777,552)
Pupil Transportation	5,425,018	4,783,618	(4,969,815)	(4,247,305)
Central	71,357	74,810	(71,357)	(74,810)
Operation of Non-Instructional Services	4,198,295	3,600,223	(607,227)	(100,812)
Extracurricular Activities	695,810	621,024	302,636	337,356
Interest and Fiscal Charges	3,417,104	3,322,128	(3,417,104)	(3,322,128)
Unallocated Depreciation	804,630	848,220	(804,630)	(848,220)
Total Expenses	<u>\$83,050,809</u>	<u>\$78,428,267</u>	<u>(\$70,585,698)</u>	<u>(\$66,605,560)</u>

The District's Funds

The District has three major governmental funds: the General Fund, the Bond Retirement Fund and the Building Fund. Assets of these funds comprise \$115,716,126 (95%) of the total \$121,204,813 governmental funds assets.

General Fund: Fund balance at June 30, 2007 was \$22,512,967 including \$19,723,460 of unreserved balance which represents 29% of expenditures for 2007. Fund balance increased due mainly to the increase in property taxes from increased assessed values of taxable property.

Bond Retirement Fund: Fund balance at June 30, 2007 was \$7,233,315 which increased \$962,020 from the prior year due to increased property tax revenues.

Building Fund: Fund balance decreased \$24,890,648 as a result of the capital outlay expenditures for school improvements.

General Fund Budgeting Highlights

The District's budget is prepared according to Ohio law and is based on accounting for certain transactions on a basis of cash receipts, disbursements and encumbrances. The most significant budgeted fund is the General Fund.

For the General Fund, budget basis revenue was \$67,276,179. The original budget estimate was \$68,858,384. The difference was \$1,582,205. Of this difference, most was due to a conservative estimate of grant and tax revenue. A difference of \$5,686,503 between actual and final budget revenues in the General Fund was due mainly to conservative estimates used for tax and intergovernmental revenues. Actual instruction expenses were lower than the final budgeted amount due to over estimates of these expenses for the year.

The District's ending unobligated cash balance was \$8,614,502 above the final budgeted amount.

Capital Assets and Debt Administration

Capital Assets

At fiscal year end, the District had \$72,486,704 invested in land, construction in progress, buildings and improvements, equipment and vehicles. Table 4 shows fiscal 2007 balances compared to fiscal 2006:

Table 4
Capital Assets at June 30
(Net of Depreciation)

	Governmental Activities	
	2007	2006
Land	\$2,260,182	\$1,160,355
Construction in Progress	38,530,457	16,214,180
Buildings and Improvements	27,276,873	22,556,951
Equipment	1,187,126	1,447,370
Vehicles	3,232,066	3,003,056
Total Net Capital Assets	<u>\$72,486,704</u>	<u>\$44,381,912</u>

The increase in capital assets is mainly due to current year construction in progress relating to school improvements.

See note 6 in the Notes to the Basic Financial Statements for further details on the District's capital assets.

Debt

At fiscal year end, the District had \$75,860,108 in debt outstanding, \$2,550,000 due within one year. Table 5 summarizes debt outstanding.

Table 5
Outstanding Debt, at Year End

	Governmental Activities	
	2007	2006
Bonds Payable:		
1996 School Construction	\$640,000	\$1,250,000
2003 Refunding Bonds		
Current Interest	4,625,000	5,480,000
2003 Refunding Bonds		
Capital Appreciation	737,350	632,912
2004 Refunding Bonds	6,425,000	6,450,000
2005 School Improvement	61,445,000	62,328,798
Bond Premium	2,894,589	3,105,545
Deferred Amount on Refunding	<u>(906,831)</u>	<u>(1,030,416)</u>
Total Long-Term Bonds and Notes	<u>\$75,860,108</u>	<u>\$78,216,839</u>

See note 10 in the Notes to the Basic Financial Statements for further details on the District's long-term obligations.

For the Future

The Community (City of Centerville and Washington Township) has grown rapidly over the past twenty years and, given its attractiveness as the residence and business location of choice in the region, it will continue to grow well into the next several decades. The land to support past growth has been consumed at an increasing rate and will be exhausted, if present trends continue, within the next 35 years as the Community is 77% developed (86% city and 73% township). By then, the Community will have matured, with redevelopment as the only option to accommodate growth and change. How this limited supply of land is eventually used will dictate everything from fiscal health, to Community appearance, and ultimately its continued attractiveness as a place to live, work, and play.

Understanding these critical issues, the Community developed a comprehensive plan called "Create the Vision". This was a community process that has involved citizens, businesses, organizations, and local government officials in a cooperative effort to plan for the future of Centerville and Washington Township. These groups worked together with the community at large to formulate goals in the areas of land use and development, transportation services, and other aspects of the community. The end result has been the adoption of a new community plan that outlines steps for implementing these goals over the next 20 years.

The Community is in an excellent position today to make informed choices. Land use decisions can now be made in light of their fiscal consequences and their impact on the economic viability of the downtown. Continued growth outward, extending utilities, continuously widening roads and consuming all the "vacant land" available is not the only alternative development pattern available. Building inward, looking first at underutilized and undeveloped land already served with infrastructure, is another approach the Community has indicated as a preference. This involves creating incentives to rebuild and, at the same time, selectively saying no to the relentless pressure to expand outward, one isolated subdivision at a time.

The School District retained its "Excellent" rating, the highest rank in Ohio's report card for school districts. This is the eighth straight year the School District received top honors. In addition, the School District is one of only 17 districts in Ohio to have received that top rating in each year since the report cards were first issued in 1999. Funding this continued excellence in education will remain the primary focus for the future.

Contacting the School District's Financial Management

This financial report is designed to provide our citizens, taxpayers, investors and creditors with a general overview of the School District's finances and to show the School District's accountability for the money it receives. If you have questions about this report or need additional financial information contact the Treasurer's Office at Centerville City School District, 111 Virginia Avenue, Centerville, OH 45458 or call (937) 433-8841.

Centerville City School District, Ohio
Statement of Net Assets
June 30, 2007

	Governmental Activities
Assets:	
Equity in Pooled Cash and Investments	\$65,630,534
Restricted Cash and Investments	141,886
Receivables:	
Taxes	54,894,684
Interest	477,643
Intergovernmental	23,022
Deferred Bond Issuance Costs	160,604
Inventory	37,044
Nondepreciable Capital Assets	40,790,639
Depreciable Capital Assets, Net	<u>31,696,065</u>
 Total Assets	 <u>193,852,121</u>
Liabilities:	
Accounts Payable	383,922
Accrued Wages and Benefits	8,828,999
Accrued Interest Payable	280,640
Accrued Contracts Payable	3,325,441
Unearned Revenue	51,082,434
Long-Term Liabilities:	
Due Within One Year	3,332,029
Due In More Than One Year	<u>76,662,413</u>
 Total Liabilities	 <u>143,895,878</u>
Net Assets:	
Invested in Capital Assets, Net of Related Debt	19,898,816
Restricted for:	
Special Revenue	858,735
Debt Service	6,975,697
Capital Projects	1,725,588
Budget Stabilization	141,886
Unrestricted	<u>20,355,521</u>
 Total Net Assets	 <u><u>\$49,956,243</u></u>

See accompanying notes to the basic financial statements.

Centerville City School District, Ohio
Statement of Activities
For the Fiscal Year Ended June 30, 2007

	Expenses	Program Revenues			Net (Expense) Revenue and Changes in Net Assets
		Charges for Services and Sales	Operating Grants and Contributions	Capital Grants and Contributions	Governmental Activities
Governmental Activities:					
Instruction:					
Regular	\$36,280,713	\$664,566	\$2,989,812	\$0	(\$32,626,335)
Special	7,526,429	121,251	1,780,885	0	(5,624,293)
Vocational	2,329,466	0	217,522	0	(2,111,944)
Other	563,587	0	0	0	(563,587)
Support Services:					
Pupil	3,577,115	0	162,321	0	(3,414,794)
Instructional Staff	6,062,995	7,936	918,487	0	(5,136,572)
General Administration	28,630	0	0	0	(28,630)
School Administration	4,244,080	0	157,860	0	(4,086,220)
Fiscal	1,413,598	10,055	0	0	(1,403,543)
Business	621,270	0	0	0	(621,270)
Operations and Maintenance	5,790,712	28,746	360,953	0	(5,401,013)
Pupil Transportation	5,425,018	113,044	253,853	88,306	(4,969,815)
Central	71,357	0	0	0	(71,357)
Operation of Non-Instructional Service	4,198,295	2,229,732	1,361,336	0	(607,227)
Extracurricular Activities	695,810	998,446	0	0	302,636
Interest and Fiscal Charges	3,417,104	0	0	0	(3,417,104)
Unallocated Depreciation	804,630	0	0	0	(804,630)
Total Governmental Activities	\$83,050,809	\$4,173,776	\$8,203,029	\$88,306	(\$70,585,698)
General Revenues:					
Property Taxes Levied for:					
					50,641,181
					6,106,796
					2,150,464
					18,110,062
					1,591,521
					266,130
Total General Revenues					78,866,154
Change in Net Assets					8,280,456
Net Assets Beginning of Year					41,675,787
Net Assets End of Year					\$49,956,243

See accompanying notes to the basic financial statements.

Centerville City School District, Ohio
Balance Sheet
Governmental Funds
June 30, 2007

	General	Bond Retirement	Building	Other Governmental Funds	Total Governmental Funds
Assets:					
Equity in Pooled Cash and Investments	\$28,489,348	\$6,946,014	\$26,789,348	\$3,405,824	\$65,630,534
Restricted Cash and Investments	141,886	0	0	0	141,886
Receivables:					
Taxes	47,058,183	5,813,704	0	2,022,797	54,894,684
Interest	223,703	0	253,940	0	477,643
Intergovernmental	0	0	0	23,022	23,022
Inventory	0	0	0	37,044	37,044
Total Assets	75,913,120	12,759,718	27,043,288	5,488,687	121,204,813
Liabilities and Fund Balances:					
Liabilities:					
Accounts Payable	150,717	0	0	233,205	383,922
Accrued Wages and Benefits	8,183,566	0	0	645,433	8,828,999
Compensated Absences	464,596	0	0	0	464,596
Accrued Contracts Payable	0	0	3,062,651	262,790	3,325,441
Deferred Revenue	44,601,274	5,526,403	0	1,937,486	52,065,163
Total Liabilities	53,400,153	5,526,403	3,062,651	3,078,914	65,068,121
Fund Balances:					
Reserved for Encumbrances	190,712	0	7,031,963	746,200	7,968,875
Reserved for Inventory	0	0	0	37,044	37,044
Reserved for Property Tax Advances	2,456,909	287,301	0	108,333	2,852,543
Reserved for Budget Stabilization	141,886	0	0	0	141,886
Unreserved, Undesignated, Reported in:					
General Fund	19,723,460	0	0	0	19,723,460
Special Revenue Funds	0	0	0	571,577	571,577
Debt Service Funds	0	6,946,014	0	0	6,946,014
Capital Projects Funds	0	0	16,948,674	946,619	17,895,293
Total Fund Balances	22,512,967	7,233,315	23,980,637	2,409,773	56,136,692
Total Liabilities and Fund Balances	\$75,913,120	\$12,759,718	\$27,043,288	\$5,488,687	\$121,204,813

See accompanying notes to the basic financial statements.

Centerville City School District, Ohio
 Reconciliation of Total Governmental Fund Balance to
 Net Assets of Governmental Activities
 June 30, 2007

Total Governmental Fund Balance		\$56,136,692
Amounts reported for governmental activities in the statement of net assets are different because:		
Capital asset additions in governmental activities are not financial resources and therefore are not reported in the funds.		72,486,704
Other long-term assets are not available to pay for current-period expenditures and therefore are deferred in the funds.		
Delinquent Property Taxes	959,707	
Intergovernmental	<u>23,022</u>	
		982,729
In the statement of net assets interest payable is accrued when incurred, whereas in the governmental funds interest is reported as a liability only when it will require the use of current financial resources.		(280,640)
Some liabilities reported in the statement of net assets do not require the use of current financial resources and therefore are not reported as liabilities in governmental funds.		
Compensated Absences	<u>(3,669,738)</u>	
		(3,669,738)
Deferred bond issuance costs associated with long-term liabilities are not reported in the funds.		160,604
Long-term liabilities, are not due and payable in the current period and therefore are not reported in the funds.		<u>(75,860,108)</u>
Net Assets of Governmental Activities		<u><u>\$49,956,243</u></u>

See accompanying notes to the basic financial statements.

Centerville City School District, Ohio
Statement of Revenues, Expenditures
and Changes in Fund Balance
Governmental Funds
For the Fiscal Year Ended June 30, 2007

	General	Bond Retirement	Building	Other Governmental Funds	Total Governmental Funds
Revenues:					
Taxes	\$50,902,854	\$6,148,163	\$0	\$2,162,540	\$59,213,557
Tuition and Fees	437,219	0	0	600,456	1,037,675
Investment Earnings	1,684,026	0	2,693,125	19,356	4,396,507
Intergovernmental	18,762,840	653,932	0	4,184,244	23,601,016
Extracurricular Activities	190,983	0	0	694,926	885,909
Charges for Services	68,353	0	0	2,187,127	2,255,480
Other Revenues	9,781	0	14,220	254,242	278,243
Total Revenues	72,056,056	6,802,095	2,707,345	10,102,891	91,668,387
Expenditures:					
Current:					
Instruction:					
Regular	34,990,247	0	0	1,175,599	36,165,846
Special	6,675,163	0	0	884,225	7,559,388
Vocational	2,289,439	0	0	39,675	2,329,114
Other	563,587	0	0	0	563,587
Support Services:					
Pupil	3,393,540	0	0	166,317	3,559,857
Instructional Staff	4,963,892	0	0	1,093,823	6,057,715
General Administration	28,630	0	0	0	28,630
School Administration	4,177,525	0	0	60,078	4,237,603
Fiscal	1,304,951	59,768	0	23,423	1,388,142
Business	615,981	0	0	0	615,981
Operations and Maintenance	4,956,411	0	0	610,281	5,566,692
Pupil Transportation	5,045,437	0	0	643,357	5,688,794
Central	69,256	0	0	2,101	71,357
Operation of Non-Instructional Services	0	0	0	4,206,291	4,206,291
Extracurricular Activities	0	0	0	694,793	694,793
Capital Outlay	0	0	27,597,993	1,520,141	29,118,134
Debt Service:					
Principal Retirement	0	2,373,798	0	0	2,373,798
Interest and Fiscal Charges	0	3,406,509	0	0	3,406,509
Total Expenditures	69,074,059	5,840,075	27,597,993	11,120,104	113,632,231
Net Change in Fund Balance	2,981,997	962,020	(24,890,648)	(1,017,213)	(21,963,844)
Fund Balance Beginning of Year, As Restated	19,530,970	6,271,295	48,871,285	3,426,986	78,100,536
Fund Balance End of Year	\$22,512,967	\$7,233,315	\$23,980,637	\$2,409,773	\$56,136,692

See accompanying notes to the basic financial statements.

Centerville City School District, Ohio
 Reconciliation of the Statement of Revenues, Expenditures, and Changes
 in Fund Balance of Governmental Funds to the Statement of Activities
 For the Fiscal Year Ended June 30, 2007

Net Change in Fund Balance - Total Governmental Funds (\$21,963,844)

Amounts reported for governmental activities in the statement of activities are different because:

Governmental funds report capital asset additions as expenditures.

However, in the statement of activities, the cost of those assets is allocated over their estimated useful lives as depreciation expense. This is the amount of the difference between capital asset additions and depreciation in the current period.

Capital asset additions used in governmental activities	29,800,178	
Depreciation Expense	<u>(1,695,386)</u>	28,104,792

Revenues in the statement of activities that do not provide current financial resources are not reported as revenues in the funds.

Delinquent Property Taxes	(332,519)	
Intergovernmental	<u>(4,603)</u>	(337,122)

Repayment of bond and capital lease principal is an expenditure in the governmental funds, but the repayment reduces long-term liabilities in the statement of net assets. 2,373,798

In the statement of activities interest expense is accrued when incurred, whereas in governmental funds an interest expenditure is reported when due. 6,472

Some expenses reported in the statement of activities do not require the use of current financial resources and therefore are not reported as expenditures in governmental funds.

Compensated Absences	135,211	
Amortization of Bond Issuance Cost	(21,784)	
Amortization of Bond Premium	210,956	
Amortization of Deferred Charge on Refunding	(123,585)	
Bond Accretion	<u>(104,438)</u>	<u>96,360</u>

Change in Net Assets of Governmental Activities \$8,280,456

See accompanying notes to the basic financial statements.

Centerville City School District, Ohio
 Statement of Fiduciary Net Assets
 Fiduciary Funds
 June 30, 2007

	Private Purpose Trust	Agency
Assets:		
Equity in Pooled Cash and Investments	\$44,031	\$162,989
Restricted Cash and Investments	10,335	0
Total Assets	<u>54,366</u>	<u>\$162,989</u>
Liabilities:		
Accounts Payable	2,000	963
Due to Students	0	162,026
Total Liabilities	<u>2,000</u>	<u>\$162,989</u>
Net Assets:		
Held in Trust	<u>52,366</u>	
Total Net Assets	<u>\$52,366</u>	

See accompanying notes to the basic financial statements.

Centerville City School District, Ohio
Statement of Changes in Fiduciary Net Assets
Fiduciary Fund
For the Fiscal Year Ended June 30, 2007

	<u>Private Purpose Trust</u>
Additions:	
Donations	\$23,617
Investment Earnings	<u>2,204</u>
Total Additions	<u>25,821</u>
Deductions:	
Payments in accordance with trust agreements	<u>6,113</u>
Total Deductions	<u>6,113</u>
Change in Net Assets	19,708
Net Assets Beginning of Year	<u>32,658</u>
Net Assets End of Year	<u><u>\$52,366</u></u>

See accompanying notes to the basic financial statements.



CENTERVILLE CITY SCHOOL DISTRICT

Notes to the Basic Financial Statements

For the Fiscal Year Ended June 30, 2007

NOTE 1 - DESCRIPTION OF THE SCHOOL DISTRICT AND REPORTING ENTITY

The Centerville City School District (the "School District") is a body politic and corporate located in Montgomery County and encompasses the City of Centerville and Washington Township. The School District serves an area of approximately 32 square miles. The School District ranks as the 26th largest by enrollment among school districts in the State of Ohio, and it is the 2nd largest school district located within Montgomery County.

The School District operates under a locally elected five-member Board form of government and provides educational services as authorized by its charter and further mandated by state and/or federal agencies. This Board controls the District's instructional/support programs located at ten instructional facilities and staffed by 377 non-certificated employees and 509 certified employees, who provide services to 8,150 students and other community members.

Reporting Entity

The reporting entity is comprised of the primary government, component units and other organizations that are included to ensure that the financial statements of the School District are not misleading.

The primary government consists of all funds and departments, not legally separate from the School District, which provide various services including instruction, student guidance, extracurricular activities, educational media and care and upkeep of grounds and buildings. The operation of each of these activities is directly controlled by the Board of Education.

Component units are legally separate organizations for which the School District is financially accountable. The School District is financially accountable for an organization if the School District appoints a voting majority of the organization's governing body and (1) the School District is able to significantly influence the programs or services performed or provided by the organization; or (2) the School District is legally entitled to or can otherwise access the organization's resources; the School District is legally obligated or has otherwise assumed the responsibility to finance the deficits of, or provide financial support to, the organization; or the School District is obligated for the debt of the organization. Component units may also include organizations for which the School District approves the budget, the issuance of debt or the levying of taxes.

The School District does not have any component units.

CENTERVILLE CITY SCHOOL DISTRICT

Notes to the Basic Financial Statements
For the Fiscal Year Ended June 30, 2007

The District is associated with four organizations, which are defined as jointly governed and another organization that is classified as a related organization. These organizations are presented in Notes 11 and 12 to the basic financial statements.

NOTE 2 - SUMMARY OF SIGNIFICANT ACCOUNTING POLICIES

The financial statements of the School District have been prepared in conformity with generally accepted accounting principles (GAAP) as applied to governmental units. The Governmental Accounting Standards Board (GASB) is the accepted standard-setting body for establishing governmental accounting and financial reporting principles. The more significant of the School District's accounting policies are described below.

A. Basis of Presentation

The School District's basic financial statements consist of government-wide statements, including a statement of net assets and a statement of activities, and fund financial statements which provide a more detailed level of financial information.

Government-Wide Financial Statements

The statement of net assets and the statement of activities display information about the School District as a whole. These statements include the financial activities of the primary government, except for fiduciary funds.

The statement of net assets presents the financial condition of the governmental activities of the School District at year-end. The government-wide statement of activities presents a comparison between direct expenses and program revenues for each program or function of the School District's governmental activities. Direct expenses are those that are specifically associated with a service, program, or department and therefore clearly identifiable to a particular function. Program revenues include charges paid by the recipient of the goods or services offered by the program and grants and contributions that are restricted to meeting the operational or capital requirements of a particular program. Revenues not classified as program revenues are presented as general revenues of the School District, with certain limited exceptions. The comparison of direct expenses with program revenues identifies the extent to which each governmental function is self financing or draws from the general revenues of the School District.

CENTERVILLE CITY SCHOOL DISTRICT

Notes to the Basic Financial Statements
For the Fiscal Year Ended June 30, 2007

Fund Financial Statements

During the year, the School District segregates transactions related to certain School District functions or activities in separate funds in order to aid financial management and to demonstrate legal compliance. Fund financial statements are designed to present financial information of the School District at this more detailed level. The focus of governmental fund financial statements is on major funds rather than reporting funds by type. Each major fund is presented in a separate column. Nonmajor funds are aggregated and presented in a single column. Fiduciary funds are reported by fund type.

B. Fund Accounting

The School District uses funds to maintain its financial records during the fiscal year. Fund accounting is designed to demonstrate legal compliance and to aid management by segregating transactions related to certain School District functions or activities. A fund is defined as a fiscal and accounting entity with a self-balancing set of accounts. The various funds of the School District are grouped into the categories governmental and fiduciary.

Governmental Funds

Governmental funds focus on the sources, uses, and balances of current financial resources. Expendable assets are assigned to the various governmental funds according to the purposes for which they may or must be used. Current liabilities are assigned to the fund from which they will be paid. The difference between governmental fund assets and liabilities is reported as fund balance. The General, Bond Retirement Fund, and Building Fund are the School District's major funds:

General Fund - The General Fund is used to account for all financial resources, except those required to be accounted for in another fund. The General Fund is available to the School District for any purpose provided it is expended or transferred according to the general laws of Ohio.

Bond Retirement Fund – The Bond Retirement Fund is used to account for the accumulation of resources for the payment of general obligation bond principal and interest and certain other long-term obligations from governmental resources when the District is obligated in some manner for the payment.

Building Fund - The Building Fund is used to account for all transactions related to all special bond funds in the School District. Proceeds from the sale of bonds are paid into this fund.

CENTERVILLE CITY SCHOOL DISTRICT

Notes to the Basic Financial Statements

For the Fiscal Year Ended June 30, 2007

The other governmental funds of the School District account for grants and other resources, and capital projects of the School District whose uses are restricted to a particular purpose.

Fiduciary Funds

Fiduciary fund reporting focuses on net assets and changes in net assets. The fiduciary fund category is split into four classifications: pension trust funds, investment trust funds, private-purpose trust funds, and agency funds. Trust funds are used to account for assets held by the School District under a trust agreement for individuals, private organizations, or other governments and are therefore not available to support the School District's own programs. Agency funds are custodial in nature (assets equal liabilities) and do not involve measurement of results of operations. The School District has various funds established to provide scholarships to its students that are classified as private-purpose trust funds. Funds used to account for the activity of the numerous student managed activities within the School District are classified as agency funds. The School District has a Student Managed Activities agency fund which accounts for assets and liabilities generated by student managed activities.

C. Measurement Focus

Government-wide Financial Statements

The government-wide financial statements are prepared using the economic resources measurement focus. All assets and all liabilities associated with the operation of the School District are included on the Statement of Net Assets.

Fund Financial Statements

All governmental funds are accounted for using a flow of current financial resources measurement focus. With this measurement focus, only current assets and current liabilities generally are included on the balance sheet. The statement of revenues, expenditures and changes in fund balances reports on the sources (i.e., revenues and other financing sources) and uses (i.e., expenditures and other financing uses) of current financial resources. This approach differs from the manner in which the governmental activities of the government-wide financial statements are prepared. Governmental fund financial statements therefore include a reconciliation with brief explanations to better identify the relationship between the government-wide statements and the statements for government funds. The private purpose trust funds are reported using the economic resources measurement focus.

CENTERVILLE CITY SCHOOL DISTRICT

Notes to the Basic Financial Statements
For the Fiscal Year Ended June 30, 2007

D. Basis of Accounting

Basis of accounting determines when transactions are recorded in the financial records and reported on the financial statements. Government-wide financial statements are prepared using the accrual basis of accounting. Governmental funds use the modified accrual basis of accounting. Private-purpose trust and agency funds use the accrual basis of accounting. Differences in the accrual and modified accrual basis of accounting arise in the recognition of revenue, the recording of deferred revenue and in the presentation of expenses versus expenditures.

Revenue resulting from exchange transactions, in which each party gives and receives essentially equal value, is recorded on the accrual basis when the exchange takes place. On a modified accrual basis, revenue is recorded in the fiscal year in which the resources are measurable and become available. "Measurable" means the amount of the transaction can be determined, and "available" means collectible within the current fiscal year or soon enough thereafter to be used to pay liabilities of the current fiscal year. For the School District, available means expected to be received within sixty days of fiscal year end.

Non-exchange transactions, in which the School District receives value without directly giving equal value in return, include property taxes, grants, entitlements, and donations. On an accrual basis, revenue from property taxes is recognized in the fiscal year for which the taxes are levied. Revenue from grants, entitlements, and donations is recognized in the fiscal year in which all eligibility requirements have been satisfied. Eligibility requirements include timing requirements, which specify the year when the resources are required to be used or the fiscal year when use is first permitted, matching requirements, in which the School District must provide local resources to be used for a specified purpose, and expenditure requirements, in which the resources are provided to the School District on a reimbursement basis. On a modified accrual basis, revenue from non-exchange transactions must also be available before it can be recognized.

In applying the susceptible to accrual concept under the modified accrual basis, the following revenue sources are deemed to be both measurable and available: property taxes available as an advance, grants, investment earnings, tuition, and student fees.

Deferred revenue arises when assets are recognized before revenue recognition criteria have been satisfied. Property taxes for which there is an enforceable legal claim as of June 30, 2007, but which were levied to finance fiscal year 2008 operations, have been recorded as deferred revenue. Grants and entitlements received before the eligibility requirements are met are also recorded as deferred revenue.

On governmental fund financial statements, receivables that will not be collected within the available period have also been reported as deferred revenue.

CENTERVILLE CITY SCHOOL DISTRICT

Notes to the Basic Financial Statements
For the Fiscal Year Ended June 30, 2007

Unearned revenue represents amounts under the accrual basis of accounting for which asset recognition criteria have been met, but for which revenue recognition criteria have not yet been met because such amounts have not yet been earned.

The measurement focus of governmental fund accounting is on decreases in net financial resources (expenditures) rather than expenses. Expenditures are recorded when the related liability is incurred, if measurable. Principal and interest on long-term debt are recorded as fund liabilities when due or when amounts have been accumulated in the debt service fund for payments to be made early in the following year. The costs of accumulated unpaid vacation and sick leave are reported as fund liabilities in the period in which they will be liquidated with available financial resources rather than in the period earned by the employee. Allocation of costs, such as depreciation and amortization, are not recognized in governmental funds.

The accrual basis of accounting utilized on the government-wide financial statements and by private-purpose trust funds recognizes revenues when they are earned, and expenses are recognized at the time they are incurred. The fair value of donated commodities received during the year is reported as an expense with a like amount reported as operating grants and contributions.

E. Equity in Pooled Cash and Investments

The School District maintains a cash and investment pool used by all funds. The cash and investment pool has the same characteristics as demand deposits. Each fund's portion of this pool is displayed in the financial statements as pooled cash and cash equivalents. The monies are either maintained in a central bank account or used to purchase legal investments.

Except for nonparticipating investment contracts, investments are reported at fair value, which is based on quoted market prices. Nonparticipating investment contracts such as repurchase agreements and nonnegotiable certificates of deposit are reported at cost. Investment contracts and money market investments that had a remaining maturity of one year or less at the time of purchase are reported at cost or amortized cost.

The Ohio Revised Code authorizes the School District to invest in United States and State of Ohio bonds, notes, and other obligations; bank certificate of deposits; banker's acceptances; commercial paper notes rated prime and issued by United States Corporations; and STAROhio.

STAROhio is an investment pool managed by the State Treasurer's Office, which allows governments within the State to pool their funds for investment purposes. STAROhio is not registered with the SEC as an investment company, but does operate in a manner consistent with Rule 2a7 of the Investment Company Act of 1940. Investments in STAROhio are valued at STAR Ohio's share price, which is the price the investment could be sold for on June 30, 2007. The School District has invested funds in the State Treasury Assets Reserves of Ohio (STAROhio) during fiscal year 2007.

CENTERVILLE CITY SCHOOL DISTRICT

Notes to the Basic Financial Statements
For the Fiscal Year Ended June 30, 2007

Following State statutes, the Board of Education has, by resolution, specified the funds to receive an allocation of interest earnings. Investment earnings are to be credited to the specified funds based on the month end fund balance. The School District had \$4,396,507 of interest revenue under the accrual basis of accounting used to report the Statement of Activities. For the fund statements, interest revenue of \$1,684,026 was credited to the General Fund during fiscal year 2007. Of the School District's other major funds, the Building fund earned \$2,693,125 of interest during fiscal year 2007. Interest was also recorded in non-major Governmental Funds and Private Purpose Trust funds in the amounts of \$19,356 and \$2,204, respectively.

F. Restricted Cash and Investments

The Restricted cash and cash equivalents account represents the amount of pooled cash and cash equivalents of the School District, which have external restrictions as to how the funds may be expended. The budget stabilization reserve, which totaled \$141,886, is required by State statute and is offset by a corresponding reservation of fund balance in the General Fund. The nonexpendable principal balance of the private purpose trust, which totaled \$10,335, is required by the trust agreement and is restricted on the Statement of Fiduciary Net Assets.

G. Estimates

The preparation of financial statements in conformity with accounting principles generally accepted in the United States of America requires management to make estimates and assumptions that affect the amounts reported in the financial statements and accompanying notes. Actual results may differ from those estimates.

H. Capital Assets and Depreciation

General capital assets generally result from expenditures in the governmental funds. These assets are reported within the governmental activities on the government-wide statement of net assets but are not reported in the fund statements.

All capital assets are capitalized at cost (or estimated historical cost) and updated for additions and retirements throughout the year. Donated capital assets are recorded at their fair market values as of the date received. The School District maintains a capitalization threshold of five thousand dollars (\$5,000). The School District does not possess any infrastructure. Improvements are capitalized; the cost of normal maintenance and repairs that do not add to the value of the asset or materially extend an asset's life are not. Interest incurred during the construction of capital assets is also not capitalized.

CENTERVILLE CITY SCHOOL DISTRICT

Notes to the Basic Financial Statements

For the Fiscal Year Ended June 30, 2007

All reported capital assets except for land and construction in progress are depreciated. Improvements are depreciated over the remaining useful lives of the related capital assets. Depreciation is computed using the straight-line method over the following useful lives.

<u>Description</u>	<u>Estimated Lives</u>
Buildings and Improvements	20 - 80 years
Equipment	5 - 50 years
Vehicles	8 - 30 years

I. Interfund Activity

Exchange transactions between funds are reported as revenues in the seller funds and as expenditures or expenses in the purchaser funds. Flows of cash or goods from one fund to another without a requirement for repayment are reported as interfund transfers. Interfund transfers are reported as other financing sources and uses in governmental funds. Repayments from funds responsible for particular expenditures or expenses to the funds that initially paid for them are not presented on the financial statement. Interfund Activity is eliminated for reporting the District-wide Statements of Net Assets and Activities to avoid "doubling-up" transactions.

J. Compensated Absences

Vacation benefits are accrued as a liability as the benefits are earned when both of these conditions are met:

1. The employees' rights to receive compensation are attributable to services already rendered.
2. It is probable that the employer will compensate the employees for the benefits through paid time off or some other means, such as cash payments at termination or retirement.

A liability for sick leave is accrued using the vesting method which states that the District will estimate its liability based on sick leave accumulated at the balance sheet date by those employees who currently are eligible to receive termination payments as specified by the retirement system as well as other employees who are expected to become eligible in the future to receive such payments. The amount is based on accumulated sick leave and employees' wage rates at fiscal year end, taking into consideration any limits specified in the School District's termination policy. The School District records a liability for accumulated sick leave for all employees after fifteen years of current service with the School District.

CENTERVILLE CITY SCHOOL DISTRICT

Notes to the Basic Financial Statements
For the Fiscal Year Ended June 30, 2007

The entire compensated absence liability is reported on the government-wide financial statements. For governmental fund financial statements, the current portion of unpaid compensated absences is the amount that represents severance payments to individuals who retired prior to the end of the fiscal year, but did not receive payment until after year-end. These amounts are recorded in the account "matured compensated absences" in the fund from which the employees who have accumulated leave are paid. The non-current portion of the liability is not reflected in the fund statements.

K. Accrued Liabilities and Long-Term Obligations

All payables, accrued liabilities and long-term obligations are reported in the government-wide financial statements.

In general, governmental fund payables and accrued liabilities that once incurred, are paid in a timely manner and in full from current financial resources are reported as obligations of the funds. However, compensated absences, special termination benefits, and judgments and claims that will be paid from governmental funds are reported as a liability in the fund financial statements only to the extent that they are due for payment during the current year.

L. Net Assets

Net assets represent the difference between assets and liabilities. Net assets invested in capital assets, net of related debt consists of capital assets, net of accumulated depreciation, reduced by the outstanding balances of any borrowings used for the acquisition, construction, or improvement of those assets. Net assets are reported as restricted when there are limitations imposed on their use either through the enabling legislation adopted by the School District or through external restrictions imposed by creditors, grantors or laws, or regulations of other governments.

The School District applies restricted resources when an expense is incurred for purposes for which both restricted and unrestricted net assets are available. Of the District's \$9,701,906 in restricted net assets, none were restricted by enabling legislation.

M. Reservations of Fund Balance

Reservations of fund balances are established to identify the existence of assets that, because of their non-monetary nature or lack of liquidity, represent financial resources not available for current appropriation or expenditure or the portion of fund balance that is legally segregated for a specific future use. Fund balances have been reserved for encumbrances, inventory, property taxes, and the budget stabilization account.

CENTERVILLE CITY SCHOOL DISTRICT

Notes to the Basic Financial Statements
For the Fiscal Year Ended June 30, 2007

NOTE 3 - EQUITY IN POOLED CASH AND INVESTMENTS

The District maintains a cash and investment pool used by all funds. Each fund type's portion of this pool is displayed on the combined balance sheet as "Equity in Pooled Cash and Investments."

State statute requires the classification of monies held by the District into three categories:

Active Monies - Those monies required to be kept in a "cash" or "near cash" status for immediate use by the District. Such monies must, by law, be maintained either as cash in the District treasury, in depository accounts payable or withdrawable on demand.

Inactive Monies - Those monies not required for use within the current two year period of designated depositories. Ohio law permits inactive monies to be deposited or invested as certificates of deposit maturing not later than the end of the current period of designated depositories, or as savings or deposit accounts, including, but not limited to passbook accounts.

Interim Monies - Those monies which are not needed for immediate use but which will be needed before the end of the current period of designation of depositories. Ohio law permits interim monies to be invested or deposited in the following securities:

- (1) Bonds, notes, or other obligations of or guaranteed by the United States, or those for which the faith of the United States is pledged for the payment of principal and interest.
- (2) Bonds, notes, debentures, or other obligations or securities issued by any federal governmental agency.
- (3) No-load money market mutual funds consisting exclusively of obligations described in (1) or (2) above and repurchase agreements secured by such obligations, provided that investments in securities described in this division are made only through eligible institutions.
- (4) Interim deposits in the eligible institutions applying for interim monies to be evidenced by time certificates of deposit maturing not more than one year from date of deposit, or by savings or deposit accounts, including, but not limited to, passbook accounts.
- (5) Bonds, and other obligations of the State of Ohio.

CENTERVILLE CITY SCHOOL DISTRICT

Notes to the Basic Financial Statements
For the Fiscal Year Ended June 30, 2007

- (6) The Ohio State Treasurer's investment pool (STAROhio).
- (7) Commercial paper and banker's acceptances which meet the requirements established by Ohio Revised Code, Sec. 135.142.
- (8) Under limited circumstances, corporate debt interests in either of the two highest rating classifications by at least two nationally recognized rating agencies.

Protection of the District's deposits is provided by the Federal Deposit Insurance Corporation, by eligible securities pledged by the financial institution as security for repayment, by surety company bonds deposited with the treasurer by the financial institution, by a line of credit, or by a single collateral pool established by the financial institution to secure the repayment of all uninsured public moneys deposited with the institution.

Investments in stripped principal or interest obligations, reverse repurchase agreements and derivatives are prohibited. The issuance of taxable notes for the purpose of arbitrage, the use of leverage and short selling are also prohibited. An investment must mature within five years from the date of purchase unless matched to a specific obligation or debt of the District, and must be purchased with the expectation that it will be held to maturity. Investments may only be made through specified dealers and institutions. Payment for investments may be made only upon delivery of the securities representing the investments to the treasurer or, if the securities are not represented by a certificate, upon receipt of confirmation of transfer from the custodian.

Deposits

Custodial credit risk is the risk that in the event of a bank failure, the government's deposits may not be returned to it. The District's policy for deposits is any balance not covered by depository insurance will be collateralized by the financial institutions with pledged securities or a line of credit. At year end, the carrying amount of the District's deposits was (\$218,424). As of June 30, 2007, \$491,258 of the District's bank balance of \$591,258 was exposed to custodial risk because it was uninsured and collateralized with securities held by the pledging financial institution's trust department or agent, but not in the District's name.

CENTERVILLE CITY SCHOOL DISTRICT

Notes to the Basic Financial Statements

For the Fiscal Year Ended June 30, 2007

Ohio Revised Code Chapter 135, Uniform Depository Act, authorizes pledging of pooled securities in lieu of specific securities. Specifically, a designated public depository may pledge a single pool of eligible securities to secure repayment of all uninsured public monies deposited in the financial institution, provided that all times the total value of the securities so pledged is at least equal to 105% of the total amount of all public deposits secured by the pool, including the portion of such deposits covered by any federal deposit insurance.

Investments

As of June 30, 2007, the District had the following investments:

<u>Investment Type</u>	<u>Fair Value</u>	Percent of <u>Total</u> <u>Portfolio</u>	<u>Weighted Average</u> <u>Maturity (Years)</u>
Money Market Mutual Funds	\$24,770,116	37.40	N/A
STAROhio	540,183	0.82	0.11
Federal Home Loan Bank	3,970,144	6.00	0.89
Federal Home Loan Mortgage Corporation	12,212,371	18.45	0.39
U.S. Treasury Notes	15,248,448	23.03	1.19
Federal National Mortgage Association	<u>9,466,937</u>	<u>14.30</u>	0.60
Total Fair Value	<u>\$66,208,199</u>	<u>100.00</u>	
Portfolio Weighted Average Maturity			0.48

Interest rate risk – The School District shall not purchase any security that has a remaining term to final maturity of more than five years. Through STAROhio's investment policy, it manages its exposure to fair value losses arising from increasing interest rates by limiting the final stated maturity on any investment not to exceed 397 days or that will cause the weighted average maturity of the portfolio to exceed 60 days.

Credit Risk – It is the District's policy to limit its investments that are not obligations of the U.S. Government or obligations explicitly guaranteed by the U.S. Government to investments which have the highest credit quality rating issued by nationally recognized statistical rating organizations. The District's investments in Federal Home Loan Bank, Federal Home Loan Mortgage Corporation, Federal National Mortgage Association and U. S. Treasury Notes were rated AAA by Standard and Poor's and Fitch ratings and Aaa by Moody's Investment Service. Investments in STAROhio were rated AAAM by Standard & Pools. The money market funds are not rated by Standard & Pools.

Concentration of credit risk – The School District should normally seek to diversify its holdings of other investments by avoiding concentration of specific issuers.

CENTERVILLE CITY SCHOOL DISTRICT

Notes to the Basic Financial Statements
For the Fiscal Year Ended June 30, 2007

Custodial credit risk - Custodial credit risk is the risk that in the event of the failure of the counterparty, the District will not be able to recover the value of its investments or collateral securities that are in the possession of an outside party. All of the District's securities are either insured and registered in the name of the District or at least registered in the name of the District.

NOTE 4 - PROPERTY TAXES

Property taxes are levied and assessed on a calendar year basis. Second half distributions occur in a new fiscal year. Property taxes include amounts levied against all real, public utility and tangible personal property located in the School District. Real property taxes are levied after April 1 on the assessed value listed as of the prior January 1, the lien date. Public utility property taxes attached as a lien on December 31 of the prior year were levied April 1 and are collected with real property taxes. Assessed values for real property taxes are established by State Law at 35 percent of appraised market value. All property is required to be reevaluated every six years.

Public utility property taxes are assessed on tangible personal property at 88 percent of true value (with certain exceptions) and on real property at 35 percent of true value. Tangible personal property taxes are levied after April 1 on the value listed as of December 31 of the current year. Tangible personal property assessments are 25 percent of true value for capital assets and 23 percent of true value for inventory.

The tangible personal property tax will phase out over a four-year period starting with tax year 2006 and ending with no tax due in 2009. This phase-out applies to most businesses and includes furniture and fixtures, machinery and equipment and inventory. New manufacturing machinery and equipment first reportable on the 2006 and subsequent year returns is not subject to the personal property tax.

Real property taxes are payable annually or semi-annually. The first payment is due January 20, with the remainder payable by July 20.

Tangible personal property taxes paid by multi-county taxpayers are due September 20. Single county taxpayers may pay annually or semi-annually. If paid annually, payment is due April 30; if paid semi-annually, the first payment is due April 30 with the remainder payable by September 20.

The County Treasurer collects property taxes on behalf of all taxing districts in the County, including the Centerville City School District. The County Auditor periodically remits to the District its portion of the taxes collected. The full tax rate for all District operations for the year ended June 30, 2007 was \$67.65 per \$1,000 of assessed value.

CENTERVILLE CITY SCHOOL DISTRICT

Notes to the Basic Financial Statements

For the Fiscal Year Ended June 30, 2007

The assessed values upon which the fiscal year 2007 taxes were collected are as follows:

	<u>2007 First Half Collections</u>	<u>2006 Second Half Collections</u>
Agricultural/Residential and Other Real Estate	\$1,623,847,360	\$1,595,795,040
Public Utility Personal	29,168,980	30,122,230
Tangible Personal Property	<u>33,208,833</u>	<u>43,435,276</u>
Total Assessed Property Value	<u>\$1,686,225,173</u>	<u>\$1,669,352,546</u>

Property taxes receivable represent real and tangible personal property taxes, public utility taxes and outstanding delinquencies which are measurable as of June 30, 2007. Although total property tax collections for the next year are measurable, only the amount available as an advance at June 30 is intended to finance current year operations. For the governmental fund financial statements, the receivable is therefore offset by a credit to deferred revenue for that portion not intended to finance current year operations. The amount available as an advance at June 30, 2007 was recognized as revenue.

The amount available as an advance at June 30 was \$2,456,909 in the General Fund, \$287,301 in the Bond Retirement Fund and \$108,333 in the Permanent Improvement Fund. These amounts have been set aside as a reserve of fund balance.

NOTE 5 – RECEIVABLES

Receivables at June 30, 2007, consisted of current and delinquent property taxes, interest and intergovernmental grants. All receivables are considered collectible in full due to the ability to foreclose for the nonpayment of taxes, the stable condition of State programs, and the current fiscal year guarantee of federal funds.

CENTERVILLE CITY SCHOOL DISTRICT

Notes to the Basic Financial Statements

For the Fiscal Year Ended June 30, 2007

NOTE 6 - CAPITAL ASSETS

Capital asset activity for the year ended June 30, 2007 was as follows:

	<u>Beginning Balance</u>	<u>Additions</u>	<u>Deletions</u>	<u>Ending Balance</u>
Governmental Activities				
<i>Capital Assets, not being depreciated:</i>				
Land	\$1,160,355	\$1,099,827	\$0	\$2,260,182
Construction in Progress	<u>16,214,180</u>	<u>27,160,370</u>	<u>(4,844,093)</u>	<u>38,530,457</u>
Total Capital Assets, not being depreciated	17,374,535	28,260,197	(4,844,093)	40,790,639
<i>Capital Assets, being depreciated:</i>				
Buildings and Improvements	50,095,507	5,702,030	0	55,797,537
Equipment	8,416,825	42,424	0	8,459,249
Vehicles	<u>6,357,396</u>	<u>639,620</u>	<u>(102,678)</u>	<u>6,894,338</u>
Total Capital Assets, being depreciated:	<u>64,869,728</u>	<u>6,384,074</u>	<u>(102,678)</u>	<u>71,151,124</u>
Totals at Historical Cost	<u>82,244,263</u>	<u>34,644,271</u>	<u>(4,946,771)</u>	<u>111,941,763</u>
Less Accumulated Depreciation:				
Buildings and Improvements	27,538,556	982,108	0	28,520,664
Equipment	6,969,455	302,668	0	7,272,123
Vehicles	<u>3,354,340</u>	<u>410,610</u>	<u>(102,678)</u>	<u>3,662,272</u>
Total Accumulated Depreciation	<u>37,862,351</u>	<u>1,695,386</u>	<u>(102,678)</u>	<u>39,455,059</u>
Governmental Activities Capital Assets, Net	<u>\$44,381,912</u>	<u>\$32,948,885</u>	<u>(\$4,844,093)</u>	<u>\$72,486,704</u>

Depreciation expense was charged to governmental functions as follows:

Instruction:	
Regular	\$261,937
Special	2,882
Vocational	2,713
Support Services:	
School Administration	28,652
Fiscal	678
Operations and Maintenance	213,619
Pupil Transportation	367,390
Operation of Non-Instructional Services	11,868
Extracurricular Activities	1,017
Unallocated Depreciation	804,630
Total Depreciation Expense	<u>\$1,695,386</u>

CENTERVILLE CITY SCHOOL DISTRICT

Notes to the Basic Financial Statements
For the Fiscal Year Ended June 30, 2007

Unallocated depreciation is depreciation of the individual school buildings throughout the District that essentially serve all functions/programs, and therefore is not included as a direct expense of any functions or program but disclosed as a separate expense.

NOTE 7 - RISK MANAGEMENT

The School District is exposed to various risks of loss related to torts, thefts-of, damage to, and destruction of assets, errors and omissions, injuries to employees and natural disasters for which the School District carries commercial insurance. During fiscal year 2007, the School District contracted with Indiana Insurance Company for these various risks. Coverage terms provided by Indiana Insurance Company are as follows:

Buildings and Contents - replacement cost (\$5,000 deductible)	\$139,067,385
Employee Dishonesty - Money in Security	100,000
Automotive Liability (\$1,000 deductible)	2,000,000
General Liability (Per Occurrence)	1,000,000
Umbrella Policy	10,000,000

Settled claims have not exceeded this commercial coverage in any of the past five years. There has not been any significant reduction in insurance coverage from the previous year.

NOTE 8 - PENSION PLANS

A. School Employees Retirement System

The School District contributes to the School Employees Retirement System (SERS), a cost-sharing multiple employer defined benefit pension plan. SERS provides retirement and disability benefits, annual cost-of living adjustments, and death benefits to plan members and beneficiaries. Authority to establish and amend benefits is provided by Chapter 3309 of the Ohio Revised Code. SERS issues a publicly available, standalone financial report that includes financial statements and required supplementary information. That report may be obtained by writing to the School Employees Retirement System, 300 East Broad Street, Suite 100, Columbus, Ohio 43215-3746 or by calling toll free (800) 878-5853. It is also posted on SERS' website, www.ohsers.org, under Forms and Publications.

CENTERVILLE CITY SCHOOL DISTRICT

Notes to the Basic Financial Statements

For the Fiscal Year Ended June 30, 2007

Plan members are required to contribute 10 percent of their annual covered salary and the School District is required to contribute at an actuarially determined rate. The current School District rate is 14 percent of annual covered payroll. A portion of the School District's contribution is used to fund pension obligations with the remainder being used to fund health care benefits; for fiscal year 2007, 10.58 percent of annual covered salary was the portion used to fund pension obligations. The contribution requirements of plan members and employers are established and may be amended, up to a statutory maximum amount, by the SERS' Retirement Board. The School District's required contributions for pension obligations to SERS for the fiscal years ended June 30, 2007, 2006 and 2005 were \$1,565,184, \$1,520,928 and \$1,442,532 respectively, equal to the required contributions for each year.

B. State Teachers Retirement System

The School District participates in the State Teachers Retirement System of Ohio (STRS Ohio), a cost sharing, multiple-employer public employee retirement system. STRS Ohio provides retirement and disability benefits to members and death and survivor benefits to beneficiaries. STRS Ohio issues a stand alone financial report that may be obtained by writing to STRS Ohio, 275 E. Broad St., Columbus, OH 43215-3771 or by calling toll free at (888) 227-7877, or by visiting the STRS Ohio website at www.strsoh.org.

New members have a choice of three retirement plans, a Defined Benefit (DB) Plan, a Defined Contribution (DC) Plan and a Combined Plan. The DB plan offers an annual retirement allowance based on final average salary times a percentage that varies based on years of service, or an allowance based on member contributions and earned interest matched by STRS Ohio funds divided by an actuarially determined annuity factor. The DC Plan allows members to place all their member contributions and employer contributions equal to 10.5 percent of earned compensation into an investment account. Investment decisions are made by the member. A member is eligible to receive a retirement benefit at age 50 and termination of employment. The Combined Plan offers features of both the DC Plan and the DB Plan. In the Combined Plan, member contributions are invested by the member, and employer contributions are used to fund the defined benefit payment at a reduced level from the regular DB Plan. DC and Combined Plan members will transfer to the Defined Benefit Plan during their fifth year of membership unless they permanently select the DC or Combined Plan. Benefits are established by Chapter 3307 of the Ohio Revised Code.

A DB or Combined Plan member with five or more years credited service who becomes disabled may qualify for a disability benefit. Eligible spouses and dependents of these active members who die before retirement may qualify for survivor benefits. Members in the DC Plan who become disabled are entitled only to their account balance. If a member dies before retirement benefits begin, the member's designated beneficiary is entitled to receive the member's account balance.

CENTERVILLE CITY SCHOOL DISTRICT

Notes to the Basic Financial Statements

For the Fiscal Year Ended June 30, 2007

For the fiscal year ended June 30, 2007, plan members were required to contribute 10 percent of their annual covered salaries. The School District was required to contribute 14 percent; 13 percent was the portion used to fund pension obligations. Contribution rates are established by the State Teachers Retirement Board, upon recommendations of its consulting actuary, not to exceed statutory maximum rates of 10 percent for members and 14 percent for employers. Chapter 3307 of the Ohio Revised Code provides statutory authority for member and employer contributions.

The School District's required contributions for the fiscal years ended June 30, 2007, 2006, and 2005 were \$5,501,688, \$5,398,908, and \$5,109,444 respectively, equal to required contributions for each year. Member and employer contributions actually made for defined contribution and combined plan participants will be provided upon written request.

C. Social Security System

Effective July 1, 1999, all employees not otherwise covered by the School Employees Retirement System or the State Teachers Retirement System have an option to choose Social Security or the SERS/STRS. As of June 30, 2007, certain members of the Board of Education have elected social security. The School District's liability is 6.2 percent of wages paid.

NOTE 9 - POSTEMPLOYMENT BENEFITS

The School District provides comprehensive health care benefits to retired teachers and their dependents through the State Teachers Retirement System of Ohio (STRS), and to retired non-certified employees and their dependents through the School Employees Retirement System (SERS). Benefits include hospitalization, physicians' fees, prescription drugs and partial reimbursement of monthly Medicare Premiums. Benefit provisions and the obligations to contribute are established by the Systems based on authority granted by State statute. Both systems are funded on a pay-as-you-go basis.

STRS retirees who participated in the DB or combined plans and their dependents are eligible for health care coverage. The STRS Board has discretionary authority over how much, if any, of the health care costs will be absorbed by STRS. All benefits recipients pay a portion of health care cost in the form of a monthly premium. By law, the cost of coverage paid from STRS funds is included in the employer contribution rate, currently 14 percent of covered payroll. For the fiscal year ended June 30, 2007, the STRS Board allocated employer contributions equal to 1 percent of covered payroll to the Health Care Stabilization Fund. For the School District, this amount equaled \$392,978 for fiscal year 2007.

CENTERVILLE CITY SCHOOL DISTRICT

Notes to the Basic Financial Statements
For the Fiscal Year Ended June 30, 2007

STRS pays health care benefits from the Health Care Stabilization Fund. At June 30, 2006, (the latest information available) the balance in the Fund was \$3.5 billion. For the fiscal year ended June 30, 2006, net health care costs paid by STRS were \$282,743,000 and STRS had 119,184 eligible benefit recipients.

For SERS, coverage is made available to service retirees with ten or more fiscal years of qualifying service credit, and to disability and survivor benefit recipients. All retirees and beneficiaries are required to pay a portion of their premium for health care. The portion is based on years of service, Medicare eligibility, and retirement status.

After the allocation for basic benefits, the remainder of the employer's 14 percent contribution is allocated to providing health care benefits. For the fiscal year ended June 30, 2007, employer contributions to fund health care benefits were 3.42 percent of covered payroll. In addition, SERS levies a surcharge to fund health care benefits equal to 14 percent of the difference between a minimum pay and the member's pay, pro-rated for partial service credit. For fiscal year 2007, the minimum pay was established at \$35,800. For the 2007 fiscal year, the School District paid \$382,352 to fund health care benefits.

The surcharge, added to the unallocated portion of the 14 percent employer contribution rate, provides for maintenance of the asset target level for the health care fund. The target level for the health care fund is 150 percent of the projected claims less premium contributions for the next fiscal year. Expenses for health care for the fiscal year ended June 30, 2006 (the latest information available), were \$158,751,207. At June 30, 2006, SERS had net assets available for payment of health care benefits of \$295.6 million. SERS has 59,492 participants eligible to receive health care benefits.

NOTE 10 - LONG-TERM OBLIGATIONS

General Obligation Bonds

The School District issues general obligation bonds to provide funds for the acquisition and construction of major capital facilities. During fiscal year 2005, \$62.3 million of general obligation bonds were issued to construct a new school building as well as improvement to others. In previous years, general obligations bonds have been issued to provide financing for new school buildings as well as improvements to various other school facilities. The original amount of the other general obligation bonds issued in prior years was \$18.2 million.

During fiscal year 2005, the School District refunded a portion of the 1996 bond issue by issuing a \$6.455 million refunding general obligation bond which mature in fiscal year 2016. In prior fiscal years, a portion of the 1994 bond issue was refunded by issuing \$7.355 million in refunding general obligation bonds. These bonds mature in fiscal year 2014 and include current interest bonds and capital appreciation bonds. The capital appreciation bonds will mature in fiscal years 2013 and 2014. The maturity amount of the bonds is \$1,795,000. For fiscal year 2007, \$104,438 was accreted for a total bond value of \$737,350.

CENTERVILLE CITY SCHOOL DISTRICT

Notes to the Basic Financial Statements

For the Fiscal Year Ended June 30, 2007

General obligation bonds are direct obligations and pledge the full faith and credit of the government. General obligation bonds currently outstanding are as follows:

<u>Purpose</u>	<u>Interest Rates</u>	<u>Amount</u>
1996 School Construction	4.45%-5.45%	\$640,000
2003 Refunding Bonds		
Current Interest	2.00%-4.00%	4,625,000
Capital Appreciation	15.77%-16.12%	737,350
2004 Refunding Bonds	2.00%-5.00%	6,425,000
2005 School Improvement	3.00%-5.00%	61,445,000
		<u>\$73,872,350</u>

Annual debt service requirements to maturity for the general obligation bonds are as follows:

Fiscal Year <u>Ending June 30</u>	<u>General Obligation Bonds</u>		<u>Capital Appreciation Bonds</u>	
	<u>Principal</u>	<u>Interest</u>	<u>Principal</u>	<u>Interest</u>
2008	\$2,550,000	\$3,324,368	\$0	\$0
2009	2,735,000	3,228,934	0	0
2010	3,225,000	3,119,429	0	0
2011	3,450,000	2,984,739	0	0
2012	3,715,000	2,826,002	0	0
2013-2017	9,760,000	12,187,472	385,000	1,410,000
2018-2022	6,420,000	10,835,699	0	0
2023-2027	11,645,000	8,707,225	0	0
2028-2032	19,250,000	4,995,523	0	0
2033-2034	<u>10,385,000</u>	<u>507,656</u>	<u>0</u>	<u>0</u>
Total	<u>\$73,135,000</u>	<u>\$52,717,047</u>	<u>\$385,000</u>	<u>\$1,410,000</u>

CENTERVILLE CITY SCHOOL DISTRICT

Notes to the Basic Financial Statements
For the Fiscal Year Ended June 30, 2007

Changes in Long-Term Liabilities

Long-term liability activity for the year ended June 30, 2007, was as follows:

	Interest Rate	Balance 6/30/2006	Additions	Deletions	Balance 6/30/2007	Due in One Year
<u>General Obligation Bonds:</u>						
1996 School Construction	4.45%-5.45%	\$1,250,000	\$0	(\$610,000)	\$640,000	\$640,000
2003 Refunding Bonds						
Current Interest	2.00%-4.00%	5,480,000	0	(855,000)	4,625,000	870,000
Capital Appreciation	15.77%-16.12%	632,912	104,438	0	737,350	0
2004 Refunding Bonds	2.00%-5.00%	6,450,000	0	(25,000)	6,425,000	25,000
2005 School Improvement	3.00%-5.00%	62,328,798	0	(883,798)	61,445,000	1,015,000
Deferred Amounts:						
Add: Bond Premium		3,105,545	0	(210,956)	2,894,589	0
Less: Deferred Amount on Refunding		(1,030,416)	0	123,585	(906,831)	0
Total General Obligation Bonds		<u>78,216,839</u>	<u>104,438</u>	<u>(2,461,169)</u>	<u>75,860,108</u>	<u>2,550,000</u>
Compensated Absences	N/A	<u>4,225,361</u>	<u>628,646</u>	<u>(719,673)</u>	<u>4,134,334</u>	<u>782,029</u>
Total Long-Term Liabilities		<u>\$82,442,200</u>	<u>\$733,084</u>	<u>(\$3,180,842)</u>	<u>\$79,994,442</u>	<u>\$3,332,029</u>

Compensated absences represent the long-term portion of the accrued liability associated with sick and vacation leave. These items will be repaid from the funds from which the employees work to whom the liability is associated with or the General Fund if no such funds are available.

NOTE 11 - JOINTLY GOVERNED ORGANIZATIONS

Miami Valley Career Technology Center

The Miami Valley Career Technology Center (MVCTC) is a separate body politic and corporate, established by the Ohio Revised Code (ORC). The Board is comprised of one representative from each of the seven participating school districts' elected boards, which possesses its own budgeting and taxing authority. To obtain financial information write to the Miami Valley Career Technical Center at 6800 Hoke Road, Clayton, Ohio 45315.

Southwestern Ohio Educational Purchasing Cooperative

The School District is a member of the Southwestern Ohio Educational Purchasing Cooperative (SOEPC). The purpose of the cooperative is to obtain lower prices for supplies and materials commonly used by the member districts. The members are obligated to pay all fees, charges, and assessments as established by SOEPC.

CENTERVILLE CITY SCHOOL DISTRICT

Notes to the Basic Financial Statements
For the Fiscal Year Ended June 30, 2007

Each member district has one voting representative. Title to any and all equipment and supplies purchased by SOEPC is held in trust for the member districts by the fiscal agent. Any district withdrawing from SOEPC shall forfeit its claim to any and all SOEPC assets. One year's prior notice is necessary for withdrawal from the group. During this time, the withdrawing member is liable for all member organizations. Payments to SOEPC are made from the District's General Fund. During fiscal year 2007, the School District paid nothing to SOEPC. Financial information may be obtained from SOEPC by contacting Robert Brown, Director, at 1831 Harshman Road, Dayton, Ohio 45424.

Metropolitan Dayton Educational Cooperative Association

The School District is a participant in the Metropolitan Dayton Educational Cooperative Association (MDECA), which is a computer consortium. MDECA is an association of 25 public school districts within the boundaries of Darke, Greene, Miami and Montgomery Counties. The organization was formed for the purpose of applying modern technology (with the aid of computers and other electronic equipment) to administrative and instructional functions among member school districts. The governing board of MDECA consists of one representative from each member school district plus one representative from the fiscal agent. The School District pays MDECA an enrollment based fee for internet and EMIS services provided during the year; this fee totaled \$15,340 for fiscal year 2007. Financial information can be obtained from Barbara Corriell, Executive Director of MDECA at 201 Riverside Drive, Dayton, Ohio 45405.

Southwestern Ohio Instructional Technology Association

The Southwestern Ohio Instructional Technology Association (SOITA) is a not-for-profit corporation formed under Section 1702.01 of the Ohio Revised Code. The purpose of the corporation is to serve the educational needs of the area through television programming for the advancement of educational programs. The Board of Trustees is comprised of twenty-one representatives of the SOITA member schools or institutions. Nineteen representatives are elected from within the counties by the qualified members of those counties, i.e., Auglaize, Butler, Champaign, Clark, Clinton, Darke, Fayette, Greene, Hamilton, Logan, Mercer, Miami, Montgomery, Preble, Shelby, and Warren. Montgomery, Greene, and Butler Counties elect two representatives per area. All others elect one representative per area.

All superintendents except for those from educational service centers vote on the representatives after the nomination committee selects individuals to run. One at-large non-public representative is elected by the non-public school SOITA members in the State assigned SOITA service area. One at-large higher education representative is elected by higher education SOITA members from within the State assigned SOITA service area.

CENTERVILLE CITY SCHOOL DISTRICT

Notes to the Basic Financial Statements
For the Fiscal Year Ended June 30, 2007

All member districts are obligated to pay all fees, charges or other assessments as established by SOITA. Upon dissolution, the net assets shall be distributed to the federal government, or to a state or local government, for public purpose. Payments to SOITA are made from the School District's General Fund. During fiscal year 2007, the School District paid \$4,508 to SOITA. To obtain financial information, write to the Southwestern Ohio Instructional Technology Association, Steve Stouse, who serves as Director, at 150 East Sixth Street, Franklin, Ohio 45005.

NOTE 12 - RELATED ORGANIZATIONS

Washington-Centerville Public Library

The Washington-Centerville Public Library (the Library) is a related organization to the School District. The School District's Board of Education is responsible for appointing Trustees and approving the budget of the Library as a ministerial function to the Library. The operations of the Library are managed by its Trustees, including the determination of the budget amounts necessary for operations. The Library does not receive any funding from the School District.

NOTE 13 - CONTINGENCIES

Grants

The School District received financial assistance from federal and state agencies in the form of grants. The expenditure of funds received under these programs generally requires compliance with terms and conditions specified in the grant agreements and is subject to audit by the grantor agencies. Any disallowed claims resulting from such audits could become a liability of the general fund or other applicable funds. However, in the opinion of management, any such disallowed claims will not have a material adverse effect on the overall financial position of the School District at June 30, 2007.

Litigation

The School District's attorney estimates that any potential claims against the District not covered by insurance resulting from all other litigation would not materially affect the financial statements of the District.

NOTE 14 - STATUTORY RESERVES

The School District is required by State statute to annually set aside monies for the purchase of textbooks and other instructional materials, and for capital improvements. Amounts not spent by year-end or reduced by offsetting credits must be held in cash at year-end and carried forward to be used for the same purpose in future years.

CENTERVILLE CITY SCHOOL DISTRICT

Notes to the Basic Financial Statements

For the Fiscal Year Ended June 30, 2007

During the fiscal year ended June 30, 2007, the reserve activity (cash-basis) was as follows:

	<u>Textbooks</u>	Capital Maintenance <u>Reserve</u>	Budget <u>Stabilization</u>
Beginning Balance as of June 30, 2006	\$0	\$0	\$141,886
Qualifying Carryover	(511,721)	0	0
Set Aside Requirement	1,234,739	1,234,739	0
Offsets	0	(62,328,798)	0
Qualifying Expenditures	<u>(1,672,830)</u>	<u>(3,792,912)</u>	<u>0</u>
Total	<u>(\$949,812)</u>	<u>(\$64,886,971)</u>	<u>\$141,886</u>
Current Year Set Aside Requirement	<u>\$ 0</u>	<u>\$ 0</u>	<u>\$141,886</u>
Qualifying Carryover Amounts	<u>(\$949,812)</u>		
Offset Balance Carryover		<u>\$62,328,798</u>	

The Textbook set-aside expenditures and offsets in excess of the set-aside requirements may be carried forward to offset future years set-aside requirements. The District had qualifying expenditures and offsets for carry-over to the fiscal year ending June 30, 2007, of (\$949,812) for the Textbook Reserve. For capital acquisitions, the extra amount was a result of bond or note proceeds, which will be used to offset set-aside requirements in future years.

NOTE 15 – ACCOUNTABILITY AND COMPLIANCE

Fund Balances

At June 30, 2007 three special revenue funds had fund deficits:

Title VI-B	\$301,832
EHA Pre-School	4,598
Reducing Class Size	25,914

The deficits in these special revenue funds resulted from adjustments for accrued liabilities. Management expects the deficits in these funds to be corrected in early fiscal year 2008. The general fund is liable for any deficit in these funds and provides transfers when cash is required, not when the accruals occur.

CENTERVILLE CITY SCHOOL DISTRICT

Notes to the Basic Financial Statements
For the Fiscal Year Ended June 30, 2007

Appropriations in Excess of Estimated Resources

ORC Section 5705.39 states that total appropriations from each fund shall not exceed the total estimated resources. The following funds had appropriations in excess of estimated resources as of June 30, 2007:

<u>Fund</u>	<u>Description</u>
401	Auxiliary Services Fund
573	Title VI
587	EHA Preschool

Expenditures in Excess of Appropriations

ORC Section 5705.41(B) states that no subdivision is to expend money unless it has been appropriated. The following funds had expenditures in excess of appropriations as of June 30, 2007:

<u>Fund</u>	<u>Description</u>
020	Special Enterprise
432	E.M.I.S.
524	Vocational Education

NOTE 16 – CONSTRUCTION COMMITMENTS

As of June 30, 2007, the District had the following commitment with respects to capital projects:

<u>Project</u>	<u>Remaining Construction Commitment</u>
School Improvements	\$10,901,754

NOTE 17 – PRIOR PERIOD ADJUSTMENTS

Due to restatement of accrued wages and benefits from the EHA Pre-School Fund to the Title VI-B Fund, in the prior year, the following adjustment was made to beginning fund balance.

	<u>Title VI-B</u>	<u>EHA Pre-School</u>
Fund Balance, June 30, 2006	(\$137,071)	(\$128,989)
Restatement of accrued wages & benefits	<u>(127,598)</u>	<u>127,598</u>
Restated Fund Balance, June 30, 2006	<u>(\$264,669)</u>	<u>(\$1,391)</u>



REQUIRED SUPPLEMENTARY INFORMATION

Centerville City School District, Ohio
Schedule of Revenues, Expenditures and Changes in Fund Balance
Budget and Actual (Non-GAAP Budgetary Basis)
For the Fiscal Year Ended June 30, 2007

	General Fund			
	Original Budget	Final Budget	Actual	Variance from Final Budget
Revenues:				
Taxes	\$47,826,063	\$46,727,131	\$50,676,731	\$3,949,600
Tuition and Fees	414,531	405,006	439,239	34,233
Investment Earnings	1,411,743	1,379,305	1,495,890	116,585
Intergovernmental	17,707,393	17,300,518	18,762,840	1,462,322
Extracurricular Activities	180,532	176,384	191,293	14,909
Other Revenues	1,318,122	1,287,835	1,396,689	108,854
Total Revenues	68,858,384	67,276,179	72,962,682	5,686,503
Expenditures:				
Current:				
Instruction:				
Regular	37,008,412	36,258,562	35,616,574	641,988
Special	6,931,312	7,181,611	6,670,634	510,977
Vocational	2,406,910	2,425,825	2,316,389	109,436
Other	589,543	566,695	567,371	(676)
Support Services:				
Pupil	3,571,584	3,600,080	3,437,261	162,819
Instructional Staff	5,219,315	5,279,656	5,023,023	256,633
General Administration	29,749	35,090	28,630	6,460
School Administration	4,406,831	4,537,907	4,241,096	296,811
Fiscal	1,410,680	1,469,018	1,357,626	111,392
Business	682,061	688,324	656,410	31,914
Operations and Maintenance	5,254,082	5,420,460	5,056,483	363,977
Pupil Transportation	5,309,516	5,513,861	5,109,832	404,029
Central	72,714	102,218	69,979	32,239
Total Expenditures	72,892,709	73,079,307	70,151,308	2,927,999
Net Change in Fund Balance	(4,034,325)	(5,803,128)	2,811,374	8,614,502
Fund Balance Beginning of Year (includes prior year encumbrances appropriated)	25,478,431	25,478,431	25,478,431	0
Fund Balance End of Year	\$21,444,106	\$19,675,303	\$28,289,805	\$8,614,502

See accompanying notes to the required supplementary information.

CENTERVILLE CITY SCHOOL DISTRICT
NOTES TO THE REQUIRED SUPPLEMENTARY INFORMATION
For The Year Ended June 30, 2007

BUDGETARY PROCESS

All funds, except agency funds, are legally required to be budgeted and appropriated. The major documents prepared are the tax budget, the appropriations resolution and the certificate of estimated resources which are prepared on the budgetary basis of accounting. The tax budget demonstrates a need for existing or increased tax rates. The certificate of estimated resources establishes a limit on the amount that the Board of Education may appropriate. The appropriation resolution is the Board's authorization to spend resources and sets annual limits on expenditures plus encumbrances at the level of control selected by Board. The legal level of control has been established by Board at the fund level. Any budgetary modifications at this level may only be made by resolution of the Board of Education. During the course of fiscal year 2007, the District amended its budget several times, however none were significant.

The certificate of estimated resources may be amended during the year if projected increases or decreases in revenue are identified by the School District Treasurer. The amounts reported as the original budgeted amounts on the budgetary statements reflect the amounts on the certificate of estimated resources when the original appropriations were adopted. The amounts reported as the final budgeted amounts on the budgetary statements reflect the amounts on the final amended certificate of estimated resources issued during fiscal year 2007.

The appropriation resolution is subject to amendment by the Board throughout the year with the restriction that appropriations cannot exceed estimated resources. The amounts reported as the original budgeted amounts reflect the first appropriation resolution for that fund that covered the entire year, including amounts automatically carried forward from prior years. The amounts reported as the final budgeted amounts represent the final appropriation amounts passed by Board during the year. At the close of each fiscal year, the unencumbered balance of each appropriation reverts to the respective fund from which it was appropriated and becomes subject to future appropriation. Encumbered appropriations are carried forward to the succeeding fiscal year and are not reappropriated.

While the District is reporting financial position, results of operations and changes in fund balance on the basis of generally accepted accounting principles (GAAP), the budgetary basis as provided by law is based upon accounting for certain transactions on a basis of cash receipts, disbursements and encumbrances. The Combined Schedule of Revenues, Expenditures and Changes in Fund Balances - Budget (Non-GAAP Basis) and Actual presented on the budgetary basis to provide a meaningful comparison of actual results with the budget. The major differences between the budget basis and GAAP basis are as follows:

1. Revenues are recorded when received in cash (budget basis) as opposed to when susceptible to accrual (GAAP basis).
2. Expenditures are recorded when paid in cash (budget basis) as opposed to when the liability is incurred (GAAP basis).
3. Encumbrances are treated as expenditures for all funds (budget basis) rather than as a reservation of fund balance for governmental fund types and expendable trust funds (GAAP basis).
4. Advances in and advances out are operating transactions (budget basis) as opposed to balance sheet transactions.

The following table summarizes the adjustments necessary to reconcile the GAAP basis statements to the budgetary basis statements for the general fund.

Net Change in Fund Balance

	<u>General</u>
GAAP Basis	\$2,981,997
Net Adjustment for Revenue Accruals	906,626
Net Adjustment for Expenditure Accruals	(735,820)
Encumbrances	<u>(341,429)</u>
Budget Basis	<u><u>\$2,811,374</u></u>

**COMBINING STATEMENTS AND
INDIVIDUAL FUND SCHEDULES**



Major Governmental Funds

MAJOR GOVERNMENTAL FUNDS

The focus of the fund financial statements presented in the basic financial statements is on the District's most significant funds (major funds). Therefore these fund financial statements present the major funds separate from the other governmental funds of the District. As required by Generally Accepted Accounting Principles for state and local governments, budgetary comparison statements in the basic financial statements are limited to the General Fund and any major special revenue funds. The District has no major special revenue funds.

General Fund

The General Fund is used to account for all financial resources, except those required to be accounted for in another fund. The General Fund is available to the District for any purpose provided it is expended or transferred according to the general laws of the State of Ohio.

Since the Statement of Revenues, Expenditures and Changes in Fund Balance presented in the basic financial statements for the General Fund presents budgetary comparisons at a greater level of detail than the legal level of control established by the Board of Education, no additional schedules are necessary to demonstrate budgetary compliance.

Bond Retirement

The Bond Retirement Fund is used for the accumulation of resources for and the payment of general obligation bond principal and interest and certain other long-term obligations from governmental resources when the District is obligated in some manner for the payment.

Building Fund

The Building Fund is used to account for all transactions related to all special bond funds in the District. Proceeds from the sale of bonds are paid into this fund.

Centerville City School District, Ohio
 Schedule of Revenues, Expenditures and Changes in Fund Balance
 Budget and Actual (Non-GAAP Budgetary Basis)
 For the Fiscal Year Ended June 30, 2007

	Bond Retirement Fund		
	Final Budget	Actual	Variance from Final Budget
Revenues:			
Taxes	\$4,126,996	\$6,143,709	\$2,016,713
Intergovernmental	439,274	653,932	214,658
Total Revenues	4,566,270	6,797,641	2,231,371
Expenditures:			
Current:			
Support Services:			
Fiscal	200,000	59,768	140,232
Debt Service:			
Principal Retirement	2,373,798	2,373,798	0
Interest and Fiscal Charges	3,406,509	3,406,509	0
Total Expenditures	5,980,307	5,840,075	140,232
Net Change in Fund Balance	(1,414,037)	957,566	2,371,603
Fund Balance Beginning of Year (includes prior year encumbrances appropriated)	5,988,448	5,988,448	0
Fund Balance End of Year	\$4,574,411	\$6,946,014	\$2,371,603

Centerville City School District, Ohio
 Schedule of Revenues, Expenditures and Changes in Fund Balance
 Budget and Actual (Non-GAAP Budgetary Basis)
 For the Fiscal Year Ended June 30, 2007

	Building Fund		
	Final Budget	Actual	Variance from Final Budget
Revenues:			
Investment Earnings	\$1,492,434	\$2,804,986	\$1,312,552
Other Revenues	7,566	14,220	6,654
Total Revenues	<u>1,500,000</u>	<u>2,819,206</u>	<u>1,319,206</u>
Expenditures:			
Capital Outlay	<u>54,653,522</u>	<u>41,167,046</u>	<u>13,486,476</u>
Total Expenditures	<u>54,653,522</u>	<u>41,167,046</u>	<u>13,486,476</u>
Net Change in Fund Balance	(53,153,522)	(38,347,840)	14,805,682
Fund Balance Beginning of Year (includes prior year encumbrances appropriated)	<u>55,042,574</u>	<u>55,042,574</u>	<u>0</u>
Fund Balance End of Year	<u><u>\$1,889,052</u></u>	<u><u>\$16,694,734</u></u>	<u><u>\$14,805,682</u></u>



Nonmajor Governmental Funds

NONMAJOR SPECIAL REVENUE FUNDS

The Special Revenue Funds are used to account for the proceeds of specific revenue sources (other than major capital projects) that are legally restricted to expenditure for specified purposes.

Public School Support

To account for specific local revenue sources (other than taxes) generated by individual school buildings (i.e. sale of pictures, profits from vending machines, etc.). Expenditures include field trips, materials, equipment and other items to supplement co-curricular and extra-curricular programs.

Other Grants

A fund used to account for the proceeds of specific revenue sources, except for state and federal grants that are legally restricted to expenditures for specified purposes.

District Managed Student Services

To account for local funds generated to assist student activities, which are managed by District personnel. This fund would usually include athletic programs but could also include the band, cheerleaders, flag corps, and other similar types of activities.

Auxiliary Services

A fund used to account for monies which provide services and materials to pupils attending non-public schools within the District.

Management Information Systems

To account for state funds that are provided to assist the District in implementing a staff, student and financial information system as mandated by the Omnibus Education Reform Act of 1989.

Network Connect

A fund used to account for monies for the purpose of accessing the Ohio Education Computer Network.

SchoolNet Professional Development

To account for state funds provided for technology professional development within the District.

Ohio Reads Grants

To account for state funds provided for developing and instituting programs to increase student reading comprehension skills.

Vocational Education Enhancement

To account for Vocational Education Enhancements that: 1) expand the number of students enrolled in tech prep programs, 2) enable students to develop career plans, and 3) replace or update equipment essential for the instruction of students in vocational education programs.

Miscellaneous State Grants

To account for revenues received from state agencies which are not classified elsewhere.

Title VI-B

To account for monies received under a federal grant to assist schools in the identification of handicapped children, development of procedural safeguards, implementation of least restrictive alternative service patterns, and provision of full education opportunities to handicapped children at the elementary and secondary levels.

Vocational Education

A fund used to account for revenues provided to boards of education, teacher training instructions, and the state administering agency for cooperating in development of vocational education programs in the following categories: secondary, post-secondary adult, disadvantaged and handicapped persons, exemplary programs, cooperative education, construction of area vocational schools, ancillary services, research, advisory committees, and work-study projects.

Title I

To account for monies received under a federal grant to assist schools in meeting the special needs of educationally deprived children.

Title VI

To consolidate various programs into a single authorization of grants to states for the same purposes set forth in the provisions of law as specified in the authorization section, to be used in accordance with the educational needs and priorities of the state and local agencies.

Drug Free Schools

To account for monies received under a federal program to support the implementation of programs for drug abuse education and prevention.

EHA Pre-School

A fund used to account for federal grant dollars to improve and expand the services for handicapped children ages three to five years.

FCC E-Rate

To account for federal grant funds which are paid directly to the telecommunications provider of the district.

Reducing Class Size

A fund used to account for monies to hire additional classroom teachers in grades one through three, so that the number of students per teacher will be reduced.

Miscellaneous Federal Grants

To account for monies received under federal grants which are not classified elsewhere.

Food Service

To account for the financial transactions related to the food service operations of the District.

Uniform School Supply

To account for the purchase and sale of school supplies as adopted by the Board of Education for use in the District.

Entry Year Programs

To account for state monies provided to support training programs for beginning teachers.

Title III

To account for federal grant monies used to support the District's ESL population.

Special Enterprise

To account for monies used for the District's special enterprise fund.

NOMMAJOR CAPITAL PROJECTS FUND

The Capital Projects Funds are used to account for the financing and acquisition or construction of major capital facilities, such as new school buildings and additions to existing buildings, or for major renovation projects, other than those financed by proprietary funds.

Permanent Improvement

The Permanent Improvement Fund is used to account for financial resources, specifically property and other local taxes generated by the District's permanent improvement levy, to be used to maintain the District's facilities, as well as provide for major equipment and instructional material purchases.



Centerville City School District, Ohio
Combining Balance Sheet
Nonmajor Governmental Funds
June 30, 2007

	Nonmajor Special Revenue Funds	Nonmajor Capital Projects Fund	Total Nonmajor Governmental Funds
Assets:			
Equity in Pooled Cash and Investments	\$1,652,065	\$1,753,759	\$3,405,824
Receivables:			
Taxes	0	2,022,797	2,022,797
Intergovernmental	23,022	0	23,022
Inventory	37,044	0	37,044
Total Assets	1,712,131	3,776,556	5,488,687
Liabilities and Fund Balances:			
Liabilities:			
Accounts Payable	146,708	86,497	233,205
Accrued Wages and Benefits	645,433	0	645,433
Accrued Contracts Payable	0	262,790	262,790
Deferred Revenue	23,022	1,914,464	1,937,486
Total Liabilities	815,163	2,263,751	3,078,914
Fund Balances:			
Reserved for Encumbrances	288,347	457,853	746,200
Reserved for Inventory	37,044	0	37,044
Reserved for Property Tax Advances	0	108,333	108,333
Unreserved, Undesignated, Reported in:			
Special Revenue Funds	571,577	0	571,577
Capital Projects Funds	0	946,619	946,619
Total Fund Balances	896,968	1,512,805	2,409,773
Total Liabilities and Fund Balances	\$1,712,131	\$3,776,556	\$5,488,687

Centerville City School District, Ohio
Combining Balance Sheet
Nonmajor Special Revenue Funds
June 30, 2007

	Public School Support	Other Grants	District Managed Student Services	Auxiliary Services	Management Information Systems
Assets:					
Equity in Pooled Cash and Investments	\$487,905	\$16,045	\$215,075	\$317,722	\$2,236
Receivables:					
Intergovernmental	0	0	0	0	0
Inventory	0	0	0	0	0
Total Assets	487,905	16,045	215,075	317,722	2,236
Liabilities and Fund Balances:					
Liabilities:					
Accounts Payable	22,102	0	7,612	84,572	0
Accrued Wages and Benefits	0	0	0	82,558	0
Deferred Revenue	0	0	0	0	0
Total Liabilities	22,102	0	7,612	167,130	0
Fund Balances:					
Reserved for Encumbrances	17,230	1,700	11,641	233,150	1,250
Reserved for Inventory	0	0	0	0	0
Unreserved, Undesignated, Reported in: Special Revenue Funds	448,573	14,345	195,822	(82,558)	986
Total Fund Balances	465,803	16,045	207,463	150,592	2,236
Total Liabilities and Fund Balances	\$487,905	\$16,045	\$215,075	\$317,722	\$2,236

Network Connect	SchoolNet Professional Development	Ohio Reads Grants	Vocational Education Enhancement	Miscellaneous State Grants	Title VI-B	Vocational Education
\$16,330	\$2,850	\$0	\$0	\$5,514	\$37,294	\$3,662
0	0	0	0	0	0	0
0	0	0	0	0	0	0
<u>16,330</u>	<u>2,850</u>	<u>0</u>	<u>0</u>	<u>5,514</u>	<u>37,294</u>	<u>3,662</u>
0	376	0	0	0	898	2,894
0	0	0	0	5,264	338,228	0
0	0	0	0	0	0	0
<u>0</u>	<u>376</u>	<u>0</u>	<u>0</u>	<u>5,264</u>	<u>339,126</u>	<u>2,894</u>
0	167	0	0	0	2,129	718
0	0	0	0	0	0	0
<u>16,330</u>	<u>2,307</u>	<u>0</u>	<u>0</u>	<u>250</u>	<u>(303,961)</u>	<u>50</u>
<u>16,330</u>	<u>2,474</u>	<u>0</u>	<u>0</u>	<u>250</u>	<u>(301,832)</u>	<u>768</u>
<u>\$16,330</u>	<u>\$2,850</u>	<u>\$0</u>	<u>\$0</u>	<u>\$5,514</u>	<u>\$37,294</u>	<u>\$3,662</u>

Continued

Centerville City School District, Ohio
 Combining Balance Sheet
 Nonmajor Special Revenue Funds
 June 30, 2007

	Title I	Title VI	Drug Free Schools	EHA Pre-School	FCC E-Rate
Assets:					
Equity in Pooled Cash and Investments	\$458	\$589	\$1,743	\$1,238	\$25,478
Receivables:					
Intergovernmental	0	2,802	2,123	6,774	0
Inventory	0	0	0	0	0
Total Assets	458	3,391	3,866	8,012	25,478
Liabilities and Fund Balances:					
Liabilities:					
Accounts Payable	279	0	1,012	539	2,761
Accrued Wages and Benefits	0	0	0	5,297	0
Deferred Revenue	0	2,802	2,123	6,774	0
Total Liabilities	279	2,802	3,135	12,610	2,761
Fund Balances:					
Reserved for Encumbrances	0	0	0	3	827
Reserved for Inventory	0	0	0	0	0
Unreserved, Undesignated, Reported in: Special Revenue Funds	179	589	731	(4,601)	21,890
Total Fund Balances	179	589	731	(4,598)	22,717
Total Liabilities and Fund Balances	\$458	\$3,391	\$3,866	\$8,012	\$25,478

Reducing Class Size	Miscellaneous Federal Grants	Food Service	Uniform School Supply	Entry Year Programs	Title III	Special Enterprise
\$1,612	\$293	\$179,506	\$264,288	\$0	\$0	\$72,227
9,469	1,854	0	0	0	0	0
0	0	37,044	0	0	0	0
<u>11,081</u>	<u>2,147</u>	<u>216,550</u>	<u>264,288</u>	<u>0</u>	<u>0</u>	<u>72,227</u>
0	0	2,259	15,048	0	0	6,356
27,526	0	186,560	0	0	0	0
9,469	1,854	0	0	0	0	0
<u>36,995</u>	<u>1,854</u>	<u>188,819</u>	<u>15,048</u>	<u>0</u>	<u>0</u>	<u>6,356</u>
432	0	5,656	4,251	0	0	9,193
0	0	37,044	0	0	0	0
<u>(26,346)</u>	<u>293</u>	<u>(14,969)</u>	<u>244,989</u>	<u>0</u>	<u>0</u>	<u>56,678</u>
<u>(25,914)</u>	<u>293</u>	<u>27,731</u>	<u>249,240</u>	<u>0</u>	<u>0</u>	<u>65,871</u>
<u>\$11,081</u>	<u>\$2,147</u>	<u>\$216,550</u>	<u>\$264,288</u>	<u>\$0</u>	<u>\$0</u>	<u>\$72,227</u>

Continued

Centerville City School District, Ohio
 Combining Balance Sheet
 Nonmajor Special Revenue Funds
 June 30, 2007

	Total Nonmajor Special Revenue Funds
Assets:	
Equity in Pooled Cash and Investments	\$1,652,065
Receivables:	
Intergovernmental	23,022
Inventory	37,044
Total Assets	<u>1,712,131</u>
Liabilities and Fund Balances:	
Liabilities:	
Accounts Payable	146,708
Accrued Wages and Benefits	645,433
Deferred Revenue	23,022
Total Liabilities	<u>815,163</u>
Fund Balances:	
Reserved for Encumbrances	288,347
Reserved for Inventory	37,044
Unreserved, Undesignated, Reported in: Special Revenue Funds	<u>571,577</u>
Total Fund Balances	<u>896,968</u>
Total Liabilities and Fund Balances	<u>\$1,712,131</u>

Centerville City School District, Ohio
Combining Statement of Revenues, Expenditures
and Changes in Fund Balance
Nonmajor Governmental Funds
For the Fiscal Year Ended June 30, 2007

	Nonmajor Special Revenue Funds	Nonmajor Capital Projects Fund	Total Nonmajor Governmental Funds
Revenues:			
Taxes	\$0	\$2,162,540	\$2,162,540
Tuition and Fees	600,456	0	600,456
Investment Earnings	19,356	0	19,356
Intergovernmental	3,958,542	225,702	4,184,244
Extracurricular Activities	694,926	0	694,926
Charges for Services	2,187,127	0	2,187,127
Other Revenues	137,919	116,323	254,242
Total Revenues	7,598,326	2,504,565	10,102,891
Expenditures:			
Current:			
Instruction:			
Regular	614,031	561,568	1,175,599
Special	884,225	0	884,225
Vocational	39,675	0	39,675
Support Services:			
Pupil	166,317	0	166,317
Instructional Staff	1,093,823	0	1,093,823
School Administration	45,970	14,108	60,078
Fiscal	0	23,423	23,423
Operations and Maintenance	145,367	464,914	610,281
Pupil Transportation	2,334	641,023	643,357
Central	2,101	0	2,101
Operation of Non-Instructional Services	4,206,291	0	4,206,291
Extracurricular Activities	694,793	0	694,793
Capital Outlay	16,923	1,503,218	1,520,141
Total Expenditures	7,911,850	3,208,254	11,120,104
Net Change in Fund Balance	(313,524)	(703,689)	(1,017,213)
Fund Balance Beginning of Year, As Restated	1,210,492	2,216,494	3,426,986
Fund Balance End of Year	\$896,968	\$1,512,805	\$2,409,773

Centerville City School District, Ohio
Combining Statement of Revenues, Expenditures
and Changes in Fund Balance
Nonmajor Special Revenue Funds
For the Fiscal Year Ended June 30, 2007

	Public School Support	Other Grants	District Managed Student Services	Auxiliary Services	Management Information Systems
Revenues:					
Tuition and Fees	\$346,346	\$0	\$0	\$0	\$0
Investment Earnings	15,111	0	0	0	0
Intergovernmental	0	0	0	1,032,747	0
Extracurricular Activities	19,947	0	647,303	0	27,676
Charges for Services	0	0	0	0	0
Other Revenues	104,522	0	18,695	0	0
Total Revenues	485,926	0	665,998	1,032,747	27,676
Expenditures:					
Current:					
Instruction:					
Regular	434,772	340	0	0	0
Special	9,992	0	0	0	0
Vocational	0	0	0	0	0
Support Services:					
Pupil	0	0	0	0	0
Instructional Staff	3,902	0	0	0	0
School Administration	0	0	0	0	27,086
Operations and Maintenance	37,186	0	0	0	0
Pupil Transportation	2,334	0	0	0	0
Central	0	0	0	0	0
Operation of Non-Instructional Services	0	2,707	0	1,118,261	0
Extracurricular Activities	6,679	0	688,114	0	0
Capital Outlay	0	0	16,923	0	0
Total Expenditures	494,865	3,047	705,037	1,118,261	27,086
Net Change in Fund Balance	(8,939)	(3,047)	(39,039)	(85,514)	590
Fund Balance Beginning of Year, As Restated	474,742	19,092	246,502	236,106	1,646
Fund Balance End of Year	\$465,803	\$16,045	\$207,463	\$150,592	\$2,236

Network Connect	SchoolNet Professional Development	Ohio Reads Grants	Vocational Education Enhancement	Miscellaneous State Grants	Title VI-B	Vocational Education
\$0	\$0	\$0	\$0	\$0	\$0	\$0
0	0	0	0	0	0	0
33,000	3,300	14,000	0	48,215	1,763,700	191,039
0	0	0	0	0	0	0
0	0	0	0	0	0	0
0	0	0	0	0	0	0
<u>33,000</u>	<u>3,300</u>	<u>14,000</u>	<u>0</u>	<u>48,215</u>	<u>1,763,700</u>	<u>191,039</u>
16,670	826	14,000	10	0	0	0
0	0	0	0	0	573,647	0
0	0	0	0	0	0	39,675
0	0	0	0	21,347	0	131,955
0	0	0	0	26,244	1,000,018	0
0	0	0	0	0	0	18,884
0	0	0	0	0	0	0
0	0	0	0	0	0	0
0	0	0	0	0	0	2,101
0	0	0	0	0	227,198	0
0	0	0	0	0	0	0
0	0	0	0	0	0	0
<u>16,670</u>	<u>826</u>	<u>14,000</u>	<u>10</u>	<u>47,591</u>	<u>1,800,863</u>	<u>192,615</u>
16,330	2,474	0	(10)	624	(37,163)	(1,576)
0	0	0	10	(374)	(264,669)	2,344
<u>\$16,330</u>	<u>\$2,474</u>	<u>\$0</u>	<u>\$0</u>	<u>\$250</u>	<u>(\$301,832)</u>	<u>\$768</u>

Continued

Centerville City School District, Ohio
Combining Statement of Revenues, Expenditures
and Changes in Fund Balance
Nonmajor Special Revenue Funds
For the Fiscal Year Ended June 30, 2007

	Title I	Title VI	Drug Free Schools	EHA Pre-School	FCC E-Rate
Revenues:					
Tuition and Fees	\$0	\$0	\$0	\$0	\$0
Investment Earnings	0	0	0	0	0
Intergovernmental	253,478	10,488	19,104	28,376	30,180
Extracurricular Activities	0	0	0	0	0
Charges for Services	0	0	0	0	0
Other Revenues	0	0	0	0	0
Total Revenues	253,478	10,488	19,104	28,376	30,180
Expenditures:					
Current:					
Instruction:					
Regular	0	0	17,595	0	0
Special	250,622	0	0	7,508	0
Vocational	0	0	0	0	0
Support Services:					
Pupil	0	13,015	0	0	0
Instructional Staff	0	0	0	24,075	0
School Administration	0	0	0	0	0
Operations and Maintenance	0	0	0	0	107,881
Pupil Transportation	0	0	0	0	0
Central	0	0	0	0	0
Operation of Non-Instructional Services	0	3,704	1,012	0	0
Extracurricular Activities	0	0	0	0	0
Capital Outlay	0	0	0	0	0
Total Expenditures	250,622	16,719	18,607	31,583	107,881
Net Change in Fund Balance	2,856	(6,231)	497	(3,207)	(77,701)
Fund Balance Beginning of Year, As Restated	(2,677)	6,820	234	(1,391)	100,418
Fund Balance End of Year	\$179	\$589	\$731	(\$4,598)	\$22,717

Reducing Class Size	Miscellaneous Federal Grants	Food Service	Uniform School Supply	Entry Year Programs	Title III	Special Enterprise
\$0	\$0	\$0	\$0	\$0	\$0	\$254,110
0	0	0	0	0	0	4,245
144,572	783	343,104	0	0	42,456	0
0	0	0	0	0	0	0
0	0	1,832,371	354,756	0	0	0
0	0	14,702	0	0	0	0
144,572	783	2,190,177	354,756	0	42,456	258,355
128,829	0	0	989	0	0	0
0	0	0	0	0	42,456	0
0	0	0	0	0	0	0
0	0	0	0	0	0	0
39,334	250	0	0	0	0	0
0	0	0	0	0	0	0
0	0	300	0	0	0	0
0	0	0	0	0	0	0
0	0	0	0	0	0	0
0	241	2,237,874	323,934	0	0	291,360
0	0	0	0	0	0	0
0	0	0	0	0	0	0
168,163	491	2,238,174	324,923	0	42,456	291,360
(23,591)	292	(47,997)	29,833	0	0	(33,005)
(2,323)	1	75,728	219,407	0	0	98,876
(\$25,914)	\$293	\$27,731	\$249,240	\$0	\$0	\$65,871

Continued

Centerville City School District, Ohio
 Combining Statement of Revenues, Expenditures
 and Changes in Fund Balance
 Nonmajor Special Revenue Funds
 For the Fiscal Year Ended June 30, 2007

	Total Nonmajor Special Revenue Funds
Revenues:	
Tuition and Fees	\$600,456
Investment Earnings	19,356
Intergovernmental	3,958,542
Extracurricular Activities	694,926
Charges for Services	2,187,127
Other Revenues	137,919
	<hr/>
Total Revenues	7,598,326
	<hr/>
Expenditures:	
Current:	
Instruction:	
Regular	614,031
Special	884,225
Vocational	39,675
Support Services:	
Pupil	166,317
Instructional Staff	1,093,823
School Administration	45,970
Operations and Maintenance	145,367
Pupil Transportation	2,334
Central	2,101
Operation of Non-Instructional Services	4,206,291
Extracurricular Activities	694,793
Capital Outlay	16,923
	<hr/>
Total Expenditures	7,911,850
	<hr/>
Net Change in Fund Balance	(313,524)
	<hr/>
Fund Balance Beginning of Year, As Restated	1,210,492
	<hr/>
Fund Balance End of Year	\$896,968
	<hr/> <hr/>

Centerville City School District, Ohio
 Schedule of Revenues, Expenditures and Changes in Fund Balance
 Budget and Actual (Non-GAAP Budgetary Basis)
 For the Fiscal Year Ended June 30, 2007

	Public School Support Fund		
	Final Budget	Actual	Variance from Final Budget
Revenues:			
Tuition and Fees	\$474,193	\$346,459	(\$127,734)
Investment Earnings	20,682	15,111	(5,571)
Extracurricular Activities	28,912	21,124	(7,788)
Other Revenues	143,063	104,526	(38,537)
Total Revenues	666,850	487,220	(179,630)
Expenditures:			
Current:			
Instruction:			
Regular	650,809	456,722	194,087
Special	6,650	10,382	(3,732)
Support Services:			
Instructional Staff	5,915	4,202	1,713
Fiscal	44,960	0	44,960
Operations and Maintenance	48,619	38,205	10,414
Pupil Transportation	4,100	2,534	1,566
Extracurricular Activities	14,330	8,729	5,601
Total Expenditures	775,383	520,774	254,609
Net Change in Fund Balance	(108,533)	(33,554)	74,979
Fund Balance Beginning of Year (includes prior year encumbrances appropriated)	482,127	482,127	0
Fund Balance End of Year	\$373,594	\$448,573	\$74,979

Centerville City School District, Ohio
 Schedule of Revenues, Expenditures and Changes in Fund Balance
 Budget and Actual (Non-GAAP Budgetary Basis)
 For the Fiscal Year Ended June 30, 2007

	Final Budget	Other Grants Fund Actual	Variance from Final Budget
Revenues:			
Intergovernmental	\$20,920	\$0	(\$20,920)
Total Revenues	20,920	0	(20,920)
Expenditures:			
Current:			
Instruction:			
Regular	11,650	340	11,310
Support Services:			
Pupil	160	0	160
Instructional Staff	120	0	120
School Administration	8,050	0	8,050
Operation of Non-Instructional Services	6,474	4,407	2,067
Capital Outlay	20	0	20
Total Expenditures	26,474	4,747	21,727
Net Change in Fund Balance	(5,554)	(4,747)	807
Fund Balance Beginning of Year (includes prior year encumbrances appropriated)	19,092	19,092	0
Fund Balance End of Year	\$13,538	\$14,345	\$807

Centerville City School District, Ohio
 Schedule of Revenues, Expenditures and Changes in Fund Balance
 Budget and Actual (Non-GAAP Budgetary Basis)
 For the Fiscal Year Ended June 30, 2007

	District Managed Student Services Fund		
	Final Budget	Actual	Variance from Final Budget
Revenues:			
Extracurricular Activities	\$1,288,013	\$651,914	(\$636,099)
Other Revenues	36,936	18,695	(18,241)
Total Revenues	<u>1,324,949</u>	<u>670,609</u>	<u>(654,340)</u>
Expenditures:			
Current:			
Extracurricular Activities	808,245	715,889	92,356
Capital Outlay	75,050	16,923	58,127
Total Expenditures	<u>883,295</u>	<u>732,812</u>	<u>150,483</u>
Net Change in Fund Balance	441,654	(62,203)	(503,857)
Fund Balance Beginning of Year (includes prior year encumbrances appropriated)	<u>258,024</u>	<u>258,024</u>	<u>0</u>
Fund Balance End of Year	<u>\$699,678</u>	<u>\$195,821</u>	<u>(\$503,857)</u>

Centerville City School District, Ohio
 Schedule of Revenues, Expenditures and Changes in Fund Balance
 Budget and Actual (Non-GAAP Budgetary Basis)
 For the Fiscal Year Ended June 30, 2007

	Auxiliary Services Fund		
	Final Budget	Actual	Variance from Final Budget
Revenues:			
Intergovernmental	\$1,064,503	\$1,032,747	(\$31,756)
Total Revenues	1,064,503	1,032,747	(31,756)
Expenditures:			
Current:			
Operation of Non-Instructional Services	1,411,248	1,367,440	43,808
Total Expenditures	1,411,248	1,367,440	43,808
Net Change in Fund Balance	(346,745)	(334,693)	12,052
Fund Balance Beginning of Year (includes prior year encumbrances appropriated)	334,693	334,693	0
Fund Balance End of Year	(\$12,052)	\$0	\$12,052

Centerville City School District, Ohio
 Schedule of Revenues, Expenditures and Changes in Fund Balance
 Budget and Actual (Non-GAAP Budgetary Basis)
 For the Fiscal Year Ended June 30, 2007

	Management Information Systems Fund		
	Final Budget	Actual	Variance from Final Budget
Revenues:			
Intergovernmental	\$32,192	\$27,676	(\$4,516)
Total Revenues	32,192	27,676	(4,516)
Expenditures:			
Current:			
Support Services:			
School Administration	6,369	28,336	(21,967)
Total Expenditures	6,369	28,336	(21,967)
Net Change in Fund Balance	25,823	(660)	(26,483)
Fund Balance Beginning of Year (includes prior year encumbrances appropriated)	1,646	1,646	0
Fund Balance End of Year	\$27,469	\$986	(\$26,483)

Centerville City School District, Ohio
 Schedule of Revenues, Expenditures and Changes in Fund Balance
 Budget and Actual (Non-GAAP Budgetary Basis)
 For the Fiscal Year Ended June 30, 2007

	Network Connect Fund		
	Final Budget	Actual	Variance from Final Budget
Revenues:			
Intergovernmental	\$33,000	\$33,000	\$0
Total Revenues	33,000	33,000	0
Expenditures:			
Current:			
Instruction:			
Regular	33,000	16,670	16,330
Total Expenditures	33,000	16,670	16,330
Net Change in Fund Balance	0	16,330	16,330
Fund Balance Beginning of Year (includes prior year encumbrances appropriated)	0	0	0
Fund Balance End of Year	\$0	\$16,330	\$16,330

Centerville City School District, Ohio
 Schedule of Revenues, Expenditures and Changes in Fund Balance
 Budget and Actual (Non-GAAP Budgetary Basis)
 For the Fiscal Year Ended June 30, 2007

	SchoolNet Professional Development Fund		
	Final Budget	Actual	Variance from Final Budget
Revenues:			
Intergovernmental	\$3,300	\$3,300	\$0
Total Revenues	3,300	3,300	0
Expenditures:			
Current:			
Instruction:			
Regular	3,300	993	2,307
Total Expenditures	3,300	993	2,307
Net Change in Fund Balance	0	2,307	2,307
Fund Balance Beginning of Year (includes prior year encumbrances appropriated)	0	0	0
Fund Balance End of Year	\$0	\$2,307	\$2,307

Centerville City School District, Ohio
 Schedule of Revenues, Expenditures and Changes in Fund Balance
 Budget and Actual (Non-GAAP Budgetary Basis)
 For the Fiscal Year Ended June 30, 2007

	Ohio Reads Grants Fund		
	Final Budget	Actual	Variance from Final Budget
Revenues:			
Intergovernmental	\$14,000	\$14,000	\$0
Total Revenues	14,000	14,000	0
Expenditures:			
Current:			
Instruction:			
Regular	14,000	14,000	0
Total Expenditures	14,000	14,000	0
Net Change in Fund Balance	0	0	0
Fund Balance Beginning of Year (includes prior year encumbrances appropriated)	0	0	0
Fund Balance End of Year	\$0	\$0	\$0

Centerville City School District, Ohio
 Schedule of Revenues, Expenditures and Changes in Fund Balance
 Budget and Actual (Non-GAAP Budgetary Basis)
 For the Fiscal Year Ended June 30, 2007

	Vocational Education Enhancement Fund		
	Final Budget	Actual	Variance from Final Budget
Revenues:			
Intergovernmental	\$0	\$0	\$0
Total Revenues	0	0	0
Expenditures:			
Current:			
Instruction:			
Regular	9	0	9
Total Expenditures	9	0	9
Net Change in Fund Balance	(9)	0	9
Fund Balance Beginning of Year (includes prior year encumbrances appropriated)	9	9	0
Fund Balance End of Year	\$0	\$9	\$9

Centerville City School District, Ohio
 Schedule of Revenues, Expenditures and Changes in Fund Balance
 Budget and Actual (Non-GAAP Budgetary Basis)
 For the Fiscal Year Ended June 30, 2007

	Miscellaneous State Grants Fund		
	Final Budget	Actual	Variance from Final Budget
Revenues:			
Intergovernmental	\$47,663	\$48,215	\$552
Total Revenues	47,663	48,215	552
Expenditures:			
Current:			
Instruction:			
Regular	4,540	0	4,540
Support Services:			
Pupil	21,347	21,347	0
Instructional Staff	24,446	24,025	421
Total Expenditures	50,333	45,372	4,961
Net Change in Fund Balance	(2,670)	2,843	5,513
Fund Balance Beginning of Year (includes prior year encumbrances appropriated)	2,671	2,671	0
Fund Balance End of Year	\$1	\$5,514	\$5,513

Centerville City School District, Ohio
 Schedule of Revenues, Expenditures and Changes in Fund Balance
 Budget and Actual (Non-GAAP Budgetary Basis)
 For the Fiscal Year Ended June 30, 2007

	Title VI-B Fund		
	Final Budget	Actual	Variance from Final Budget
Revenues:			
Intergovernmental	\$1,832,106	\$1,824,184	(\$7,922)
Total Revenues	1,832,106	1,824,184	(7,922)
Expenditures:			
Current:			
Instruction:			
Special	730,253	632,425	97,828
Support Services:			
Instructional Staff	857,376	921,681	(64,305)
Operation of Non-Instructional Services	261,349	252,683	8,666
Total Expenditures	1,848,978	1,806,789	42,189
Net Change in Fund Balance	(16,872)	17,395	34,267
Fund Balance Beginning of Year (includes prior year encumbrances appropriated)	16,872	16,872	0
Fund Balance End of Year	\$0	\$34,267	\$34,267

Centerville City School District, Ohio
 Schedule of Revenues, Expenditures and Changes in Fund Balance
 Budget and Actual (Non-GAAP Budgetary Basis)
 For the Fiscal Year Ended June 30, 2007

	Vocational Education Fund		
	Final Budget	Actual	Variance from Final Budget
Revenues:			
Intergovernmental	\$180,193	\$191,039	\$10,846
Total Revenues	180,193	191,039	10,846
Expenditures:			
Current:			
Instruction:			
Vocational	39,440	39,675	(235)
Support Services:			
Pupil	133,664	133,614	50
School Administration	8,984	18,884	(9,900)
Central	0	2,101	(2,101)
Total Expenditures	182,088	194,274	(12,186)
Net Change in Fund Balance	(1,895)	(3,235)	(1,340)
Fund Balance Beginning of Year (includes prior year encumbrances appropriated)	3,285	3,285	0
Fund Balance End of Year	\$1,390	\$50	(\$1,340)

Centerville City School District, Ohio
 Schedule of Revenues, Expenditures and Changes in Fund Balance
 Budget and Actual (Non-GAAP Budgetary Basis)
 For the Fiscal Year Ended June 30, 2007

	Title I Fund		
	Final Budget	Actual	Variance from Final Budget
Revenues:			
Intergovernmental	\$253,478	\$253,478	\$0
Total Revenues	253,478	253,478	0
Expenditures:			
Current:			
Instruction:			
Special	254,328	254,150	178
Total Expenditures	254,328	254,150	178
Net Change in Fund Balance	(850)	(672)	178
Fund Balance Beginning of Year (includes prior year encumbrances appropriated)	851	851	0
Fund Balance End of Year	\$1	\$179	\$178

Centerville City School District, Ohio
 Schedule of Revenues, Expenditures and Changes in Fund Balance
 Budget and Actual (Non-GAAP Budgetary Basis)
 For the Fiscal Year Ended June 30, 2007

	Title VI Fund		
	Final Budget	Actual	Variance from Final Budget
Revenues:			
Intergovernmental	\$14,241	\$14,162	(\$79)
Total Revenues	14,241	14,162	(79)
Expenditures:			
Current:			
Support Services:			
Pupil	13,070	13,015	55
Operation of Non-Instructional Services	4,327	3,704	623
Total Expenditures	17,397	16,719	678
Net Change in Fund Balance	(3,156)	(2,557)	599
Fund Balance Beginning of Year (includes prior year encumbrances appropriated)	3,146	3,146	0
Fund Balance End of Year	(\$10)	\$589	\$599

Centerville City School District, Ohio
 Schedule of Revenues, Expenditures and Changes in Fund Balance
 Budget and Actual (Non-GAAP Budgetary Basis)
 For the Fiscal Year Ended June 30, 2007

	Drug Free Schools Fund		
	Final Budget	Actual	Variance from Final Budget
Revenues:			
Intergovernmental	\$21,237	\$19,104	(\$2,133)
Total Revenues	21,237	19,104	(2,133)
Expenditures:			
Current:			
Instruction:			
Regular	17,595	17,595	0
Operation of Non-Instructional Services	4,523	1,722	2,801
Total Expenditures	22,118	19,317	2,801
Net Change in Fund Balance	(881)	(213)	668
Fund Balance Beginning of Year (includes prior year encumbrances appropriated)	944	944	0
Fund Balance End of Year	\$63	\$731	\$668

Centerville City School District, Ohio
 Schedule of Revenues, Expenditures and Changes in Fund Balance
 Budget and Actual (Non-GAAP Budgetary Basis)
 For the Fiscal Year Ended June 30, 2007

	EHA Pre-School Fund		
	Final Budget	Actual	Variance from Final Budget
Revenues:			
Intergovernmental	\$35,197	\$28,423	(\$6,774)
Total Revenues	35,197	28,423	(6,774)
Expenditures:			
Current:			
Instruction:			
Special	14,285	8,570	5,715
Support Services:			
Instructional Staff	23,501	21,744	1,757
Total Expenditures	37,786	30,314	7,472
Net Change in Fund Balance	(2,589)	(1,891)	698
Fund Balance Beginning of Year (includes prior year encumbrances appropriated)	2,588	2,588	0
Fund Balance End of Year	(\$1)	\$697	\$698

Centerville City School District, Ohio
 Schedule of Revenues, Expenditures and Changes in Fund Balance
 Budget and Actual (Non-GAAP Budgetary Basis)
 For the Fiscal Year Ended June 30, 2007

	Final Budget	FCC E-Rate Fund Actual	Variance from Final Budget
Revenues:			
Intergovernmental	\$144,591	\$30,180	(\$114,411)
Total Revenues	144,591	30,180	(114,411)
Expenditures:			
Current:			
Support Services:			
Operations and Maintenance	144,265	112,554	31,711
Total Expenditures	144,265	112,554	31,711
Net Change in Fund Balance	326	(82,374)	(82,700)
Fund Balance Beginning of Year (includes prior year encumbrances appropriated)	104,264	104,264	0
Fund Balance End of Year	\$104,590	\$21,890	(\$82,700)

Centerville City School District, Ohio
 Schedule of Revenues, Expenditures and Changes in Fund Balance
 Budget and Actual (Non-GAAP Budgetary Basis)
 For the Fiscal Year Ended June 30, 2007

	Final Budget	Reducing Class Size Fund Actual	Variance from Final Budget
Revenues:			
Intergovernmental	\$178,142	\$168,672	(\$9,470)
Total Revenues	<u>178,142</u>	<u>168,672</u>	<u>(9,470)</u>
Expenditures:			
Current:			
Instruction:			
Regular	139,157	130,664	8,493
Support Services:			
Instructional Staff	39,909	39,766	143
Operation of Non-Instructional Services	<u>2,013</u>	<u>0</u>	<u>2,013</u>
Total Expenditures	<u>181,079</u>	<u>170,430</u>	<u>10,649</u>
Net Change in Fund Balance	(2,937)	(1,758)	1,179
Fund Balance Beginning of Year (includes prior year encumbrances appropriated)	<u>2,938</u>	<u>2,938</u>	<u>0</u>
Fund Balance End of Year	<u>\$1</u>	<u>\$1,180</u>	<u>\$1,179</u>

Centerville City School District, Ohio
 Schedule of Revenues, Expenditures and Changes in Fund Balance
 Budget and Actual (Non-GAAP Budgetary Basis)
 For the Fiscal Year Ended June 30, 2007

	Miscellaneous Federal Grants Fund		
	Final Budget	Actual	Variance from Final Budget
Revenues:			
Intergovernmental	\$2,637	\$783	(\$1,854)
Total Revenues	2,637	783	(1,854)
Expenditures:			
Current:			
Instruction:			
Regular	1,673	0	1,673
Support Services:			
Instructional Staff	619	250	369
Operation of Non-Instructional Services	345	241	104
Total Expenditures	2,637	491	2,146
Net Change in Fund Balance	0	292	292
Fund Balance Beginning of Year (includes prior year encumbrances appropriated)	1	1	0
Fund Balance End of Year	\$1	\$293	\$292

Centerville City School District, Ohio
 Schedule of Revenues, Expenditures and Changes in Fund Balance
 Budget and Actual (Non-GAAP Budgetary Basis)
 For the Fiscal Year Ended June 30, 2007

	Food Service Fund		
	Final Budget	Actual	Variance from Final Budget
Revenues:			
Intergovernmental	\$247,781	\$250,187	\$2,406
Charges for Services	1,867,659	1,885,798	18,139
Other Revenues	14,561	14,702	141
Total Revenues	<u>2,130,001</u>	<u>2,150,687</u>	<u>20,686</u>
Expenditures:			
Current:			
Support Services:			
Operations and Maintenance	8,900	6,670	2,230
Operation of Non-Instructional Services	2,159,756	2,152,995	6,761
Total Expenditures	<u>2,168,656</u>	<u>2,159,665</u>	<u>8,991</u>
Net Change in Fund Balance	(38,655)	(8,978)	29,677
Fund Balance Beginning of Year (includes prior year encumbrances appropriated)	<u>180,569</u>	<u>180,569</u>	<u>0</u>
Fund Balance End of Year	<u>\$141,914</u>	<u>\$171,591</u>	<u>\$29,677</u>

Centerville City School District, Ohio
 Schedule of Revenues, Expenditures and Changes in Fund Balance
 Budget and Actual (Non-GAAP Budgetary Basis)
 For the Fiscal Year Ended June 30, 2007

	Uniform School Supply Fund		
	Final Budget	Actual	Variance from Final Budget
Revenues:			
Charges for Services	\$442,760	\$355,869	(\$86,891)
Total Revenues	442,760	355,869	(86,891)
Expenditures:			
Current:			
Operation of Non-Instructional Services	480,854	343,233	137,621
Total Expenditures	480,854	343,233	137,621
Net Change in Fund Balance	(38,094)	12,636	50,730
Fund Balance Beginning of Year (includes prior year encumbrances appropriated)	232,353	232,353	0
Fund Balance End of Year	\$194,259	\$244,989	\$50,730

Centerville City School District, Ohio
 Schedule of Revenues, Expenditures and Changes in Fund Balance
 Budget and Actual (Non-GAAP Budgetary Basis)
 For the Fiscal Year Ended June 30, 2007

	Entry Year Programs Fund		
	Final Budget	Actual	Variance from Final Budget
Revenues:			
Intergovernmental	\$16,500	\$0	(\$16,500)
Total Revenues	16,500	0	(16,500)
Expenditures:			
Current:			
Instruction:			
Regular	0	0	0
Total Expenditures	0	0	0
Net Change in Fund Balance	16,500	0	(16,500)
Fund Balance Beginning of Year (includes prior year encumbrances appropriated)	0	0	0
Fund Balance End of Year	\$16,500	\$0	(\$16,500)

Centerville City School District, Ohio
 Schedule of Revenues, Expenditures and Changes in Fund Balance
 Budget and Actual (Non-GAAP Budgetary Basis)
 For the Fiscal Year Ended June 30, 2007

	Title III Fund		
	Final Budget	Actual	Variance from Final Budget
Revenues:			
Intergovernmental	\$42,456	\$42,456	\$0
Total Revenues	42,456	42,456	0
Expenditures:			
Current:			
Instruction:			
Special	42,456	42,456	0
Total Expenditures	42,456	42,456	0
Net Change in Fund Balance	0	0	0
Fund Balance Beginning of Year (includes prior year encumbrances appropriated)	0	0	0
Fund Balance End of Year	\$0	\$0	\$0

Centerville City School District, Ohio
 Schedule of Revenues, Expenditures and Changes in Fund Balance
 Budget and Actual (Non-GAAP Budgetary Basis)
 For the Fiscal Year Ended June 30, 2007

	Special Enterprise Fund		
	Final Budget	Actual	Variance from Final Budget
Revenues:			
Tuition and Fees	\$270,481	\$254,110	(\$16,371)
Investment Earnings	4,518	4,245	(273)
Total Revenues	<u>274,999</u>	<u>258,355</u>	<u>(16,644)</u>
Expenditures:			
Current:			
Operation of Non-Instructional Services	<u>275,000</u>	<u>300,552</u>	<u>(25,552)</u>
Total Expenditures	<u>275,000</u>	<u>300,552</u>	<u>(25,552)</u>
Net Change in Fund Balance	(1)	(42,197)	(42,196)
Fund Balance Beginning of Year (includes prior year encumbrances appropriated)	<u>98,876</u>	<u>98,876</u>	<u>0</u>
Fund Balance End of Year	<u>\$98,875</u>	<u>\$56,679</u>	<u>(\$42,196)</u>

Centerville City School District, Ohio
 Schedule of Revenues, Expenditures and Changes in Fund Balance
 Budget and Actual (Non-GAAP Budgetary Basis)
 For the Fiscal Year Ended June 30, 2007

	Permanent Improvement Fund		
	Final Budget	Actual	Variance from Final Budget
Revenues:			
Taxes	\$2,093,240	\$2,152,577	\$59,337
Intergovernmental	219,480	225,702	6,222
Other Revenues	113,116	116,323	3,207
Total Revenues	<u>2,425,836</u>	<u>2,494,602</u>	<u>68,766</u>
Expenditures:			
Current:			
Instruction:			
Regular	601,626	600,147	1,479
Support Services:			
School Administration	25,734	17,391	8,343
Fiscal	32,000	23,422	8,578
Operations and Maintenance	789,437	737,005	52,432
Pupil Transportation	641,023	641,023	0
Capital Outlay	<u>3,058,240</u>	<u>2,518,053</u>	<u>540,187</u>
Total Expenditures	<u>5,148,060</u>	<u>4,537,041</u>	<u>611,019</u>
Net Change in Fund Balance	(2,722,224)	(2,042,439)	679,785
Fund Balance Beginning of Year (includes prior year encumbrances appropriated)	<u>2,989,060</u>	<u>2,989,060</u>	<u>0</u>
Fund Balance End of Year	<u>\$266,836</u>	<u>\$946,621</u>	<u>\$679,785</u>



Fiduciary Funds

PRIVATE PURPOSE TRUST FUNDS

Private purpose trust funds are used to account for assets held by the District, which have been restricted so that the principal and income of the fund benefit individuals, private organizations, or other governments and are not available to support the operations of the District.

Scholarship Trust Fund

To account for restricted donations, where the donations themselves may be used, to provide scholarships to selected students graduating from the District.

Memorial Scholarship Trust Fund

To account for the restricted donations, where the corpus of the donations may not be used, which were provided in memory of individuals to provide scholarships to selected District students.

AGENCY FUND

Agency funds account for monies held by the District in a purely custodial nature for other organizations. Accordingly, all assets reported in an agency fund are offset by a liability to the party on whose behalf they are held.

Student Managed Activities

To account for the resources belonging to the various student groups in the District. The fund accounts for sales and other revenue generating activities by student activity programs that have students involved in the management of the program.

Centerville City School District, Ohio
 Combining Statement of Fiduciary Net Assets
 Fiduciary Funds - Private Purpose Trust
 June 30, 2007

	Scholarship Trust Fund	Memorial Scholarship Trust Fund	Total Private Purpose Trust
Assets:			
Equity in Pooled Cash and Investments	\$43,799	\$232	\$44,031
Restricted Cash and Investments	0	10,335	10,335
Total Assets	43,799	10,567	54,366
Liabilities:			
Accounts Payable	2,000	0	2,000
Total Liabilities	2,000	0	2,000
Net Assets:			
Held in Trust	41,799	10,567	52,366
Total Net Assets	\$41,799	\$10,567	\$52,366

Centerville City School District, Ohio
 Combining Statement of Changes in Fiduciary Net Assets
 Fiduciary Funds - Private Purpose Trust
 For the Fiscal Year Ended June 30, 2007

	Scholarship Trust Fund	Memorial Scholarship Trust Fund	Total Private Purpose Trust
Additions:			
Donations	\$23,617	\$0	\$23,617
Investment Earnings	1,204	1,000	2,204
Total Additions	24,821	1,000	25,821
Deductions:			
Payments in accordance with trust agreements	4,778	1,335	6,113
Total Deductions	4,778	1,335	6,113
Change in Net Assets	20,043	(335)	19,708
Net Assets Beginning of Year	21,756	10,902	32,658
Net Assets End of Year	\$41,799	\$10,567	\$52,366

Centerville City School District, Ohio
Statement of Changes in Assets and Liabilities
Agency Fund
For the Fiscal Year Ended June 30, 2007

	Student Managed Activities			Ending Balance
	Beginning Balance	Additions	Deductions	
Assets:				
Equity in Pooled Cash and Investments	\$130,141	\$330,121	\$297,273	\$162,989
Receivables:				
Accounts	121	0	121	0
Total Assets	130,262	330,121	297,394	162,989
Liabilities:				
Accounts Payable	1,452	963	1,452	963
Due to Students	128,810	329,158	295,942	162,026
Total Liabilities	\$130,262	\$330,121	\$297,394	\$162,989

STATISTICAL SECTION

Statistical Section

This part of the District's comprehensive annual financial report presents detailed information as a context for understanding what the information in the financial statements, note disclosures, and required supplementary information says about the District's overall financial health.

CONTENTS

Financial Trends

These schedules contain trend information to help the reader understand how the District's financial position has changed over time.

Revenue Capacity

These schedules contain information to help the reader understand and assess the factors affecting the District's ability to generate its most significant local revenue source(s), the property tax (and the income tax).

Debt Capacity

These schedules present information to help the reader assess the affordability of the District's current levels of outstanding debt and the District's ability to issue additional debt in the future.

Economic and Demographic Information

These schedules offer economic and demographic indicators to help the reader understand the environment within which the District's financial activities take place and to provide information that facilitates comparisons of financial information over time and among governments.

Operating Information

These schedules contain service and infrastructure data to help the reader understand how the information in the District's financial report relates to the services the District provides and the activities it performs.

Sources

Unless otherwise noted, the information in these schedules is derived from the comprehensive annual financial reports for the relevant year. The District implemented GASB Statement 34 in fiscal year 2003; schedules presenting government-wide information include information beginning in that fiscal year.

Centerville City School District, Ohio
 Net Assets by Component
 Last Five Fiscal Years (1)
 (accrual basis of accounting)
 Schedule 1

	Fiscal Year				
	2003	2004	2005	2006	2007
Governmental Activities					
Invested in Capital Assets, Net of Related Debt	\$10,913,479	\$9,878,697	\$13,095,557	\$12,178,880	\$19,898,816
Restricted	6,074,261	6,596,859	7,715,166	12,578,928	9,701,906
Unrestricted	17,241,379	18,875,247	16,986,667	16,917,979	20,355,521
Total Net Assets	<u>\$34,229,119</u>	<u>\$35,350,803</u>	<u>\$37,797,390</u>	<u>\$41,675,787</u>	<u>\$49,956,243</u>

Source: District Records

(1) - The district began to report accrual information when it implemented GASB Statement 34 in 2003

Centerville City School District, Ohio
 Expenses, Program Revenues and Net (Expense)/Revenue
 Last Five Fiscal Years (1)
 (accrual basis of accounting)
 Schedule 2

	Fiscal Year				
	2003	2004	2005	2006	2007
Expenses					
Governmental activities:					
Instruction	\$39,903,025	\$43,355,730	\$43,658,310	\$45,673,093	\$46,700,195
Pupil	2,961,925	3,088,292	3,331,856	3,331,802	3,577,115
Instructional Staff	5,280,429	5,403,371	5,515,202	5,241,760	6,062,995
General Administration	19,884	19,255	29,910	23,955	28,630
School Administration	3,759,173	3,820,320	4,138,307	3,854,617	4,244,080
Fiscal	1,380,517	1,314,217	1,213,651	1,349,764	1,413,598
Business	519,122	539,761	470,198	527,471	621,270
Operations and Maintenance	5,785,183	6,434,103	4,892,584	5,175,782	5,790,712
Pupil Transportation	4,188,147	4,633,431	4,918,168	4,783,618	5,425,018
Central	102,201	93,373	100,071	74,810	71,357
Operation of Non-Instructional Services	2,891,264	3,043,987	3,404,785	3,600,223	4,198,295
Extracurricular Activities	579,868	577,028	604,548	621,024	695,810
Interest and Fiscal Charges	986,240	882,859	798,114	3,322,128	3,417,104
Unallocated Depreciation	966,213	919,310	952,149	848,220	804,630
Total Expenses	69,323,191	74,125,037	74,027,853	78,428,267	83,050,809
Program Revenues					
Governmental activities:					
* Charges for Services and Sales	4,311,331	4,579,238	4,913,491	4,281,743	4,173,776
Operating Grants and Contributions	2,951,841	3,438,001	3,865,453	7,489,083	8,203,029
Capital Grants and Contributions	200,441	48,917	114,693	51,881	88,306
Total Program Revenues	7,463,613	8,066,156	8,893,637	11,822,707	12,465,111
Net (Expense)/Revenue	(\$61,859,578)	(\$66,058,881)	(\$65,134,216)	(\$66,605,560)	(\$70,585,698)

Source: District Records

(1) - The district began to report accrual information when it implemented GASB Statement 34 in 2003

* - Charges for services are mainly derived from food service and athletics.

Centerville City School District, Ohio
 General Revenues and Total Change in Net Assets
 Last Five Fiscal Years (1)
 (accrual basis of accounting)
 Schedule 3

	Fiscal Year				
	2003	2004	2005	2006	2007
Net (Expense)/Revenue	(\$61,859,578)	(\$66,058,881)	(\$65,134,216)	(\$66,605,560)	(\$70,585,698)
General Revenues and Other Changes in Net Assets					
Governmental Activities:					
Property Taxes	42,208,394	48,122,564	48,367,659	51,373,142	58,898,441
Grants and Entitlements Not Restricted to Specific Programs	17,307,126	18,457,781	18,114,065	17,111,338	18,110,062
Investment Earnings	670,707	370,634	754,742	1,773,382	1,591,521
Other Revenue	397,873	268,493	344,337	226,095	266,130
Total General Revenues	60,584,100	67,219,472	67,580,803	70,483,957	78,866,154
Change in Net Assets	(\$1,275,478)	\$1,160,591	\$2,446,587	\$3,878,397	\$8,280,456

Source: District Records

(1) - The district began to report accrual information when it implemented GASB Statement 34 in 2003

Centerville City School District, Ohio
Fund Balances, Governmental Funds
Last Ten Fiscal Years
(modified accrual basis of accounting)
Schedule 4

	Fiscal Year									
	1998	1999	2000	2001	2002	2003	2004	2005	2006	2007
General Fund										
Reserved	N/A	\$1,923,078	\$2,272,622	\$4,445,731	\$4,005,443	\$1,344,847	\$2,166,848	\$4,872,736	\$2,677,271	\$2,789,507
Unreserved	N/A	12,722,878	12,737,493	16,888,407	17,958,131	17,268,991	17,097,022	14,983,828	16,853,699	19,723,460
Total General Fund	N/A	14,645,956	15,010,115	21,334,138	21,963,574	18,613,838	19,263,870	19,856,564	19,530,970	22,512,967
All Other Governmental Funds										
Reserved	N/A	2,382,897	1,800,630	2,736,495	1,103,274	2,767,689	739,802	1,207,172	23,095,605	8,210,841
Unreserved, Reported in:										
Capital Project Funds	N/A	630,722	751,055	654,276	970,467	1,098,274	1,084,385	794,733	1,081,333	571,577
Debt Service Funds	N/A	4,849,563	4,114,351	3,947,049	3,814,476	3,902,493	3,985,476	6,156,237	5,988,448	6,946,014
Special Revenue Funds	N/A	181,042	(2,402,378)	(3,641,515)	(779,126)	(759,377)	1,401,065	64,145,114	28,404,180	17,895,293
Total all Other Governmental Funds	N/A	\$8,044,224	\$4,263,658	\$3,696,305	\$5,109,091	\$7,009,079	\$7,210,728	\$72,303,256	\$58,569,566	\$33,623,725

Source: District Records

N/A - Information Not Available

Centerville City School District, Ohio
 Governmental Funds Revenues
 Last Ten Fiscal Years
 (modified accrual basis of accounting)
 Schedule 5

	Fiscal Year									
	1998	1999	2000	2001	2002	2003	2004	2005	2006	2007
Revenues:										
Taxes	N/A	\$36,062,853	\$37,402,668	\$44,377,736	\$43,511,440	\$42,083,380	\$47,160,709	\$49,758,871	\$51,338,798	\$59,213,557
Tuition and Fees	N/A	414,375	418,436	380,928	470,138	702,530	778,434	688,288	842,313	1,037,675
Investment Earnings	N/A	1,671,945	1,568,175	1,969,887	1,274,537	497,789	543,552	741,439	3,752,682	4,396,507
Intergovernmental	N/A	15,115,417	15,176,742	16,110,112	17,863,933	20,201,707	21,921,351	22,042,895	22,726,984	23,601,016
Rentals	N/A	0	0	0	89,757	26,293	115,285	45,433	0	0
Extracurricular Activities	N/A	883,891	868,436	874,113	977,341	860,073	891,852	999,557	1,167,481	885,909
Gifts and Donations	N/A	0	0	0	71,447	94,265	101,906	0	0	0
Charges for Services	N/A	0	0	0	0	2,722,435	2,793,667	3,180,213	2,236,945	2,255,480
Other Revenues	N/A	1,323,353	891,915	1,047,876	990,480	397,873	268,493	433,927	226,094	278,243
Total Revenues	N/A	\$55,471,834	\$56,326,372	\$64,760,652	\$65,249,073	\$67,586,345	\$74,575,249	\$77,890,623	\$82,291,297	\$91,668,387

Source: District Records

N/A - Information Not Available

Centerville City School District, Ohio
 Governmental Funds Expenditures and Debt Service Ratio
 Last Ten Fiscal Years
 (modified accrual basis of accounting)
 Schedule 6

	Fiscal Year									
	1998	1999	2000	2001	2002	2003	2004	2005	2006	2007
Instruction	N/A	\$31,157,033	\$32,503,677	\$34,205,309	\$35,835,751	\$39,570,440	\$42,648,014	\$43,622,480	\$45,788,425	\$46,617,935
Pupil	N/A	2,123,960	2,168,021	2,249,952	2,609,403	2,938,608	3,082,285	3,348,409	3,379,885	3,559,857
Instructional Staff	N/A	3,539,607	3,785,926	4,186,823	4,832,987	5,280,845	5,318,952	5,659,283	5,177,858	6,057,715
General Administration	N/A	16,663	22,177	27,102	21,920	19,884	19,255	29,910	23,955	28,630
School Administration	N/A	2,977,601	3,570,085	3,910,958	3,971,428	4,012,844	3,616,969	4,159,496	3,774,237	4,237,603
Fiscal	N/A	943,917	1,274,805	1,186,762	1,354,309	1,494,696	1,313,102	1,292,183	1,318,307	1,388,142
Business	N/A	432,551	425,516	449,905	459,865	545,042	517,818	481,356	525,942	615,981
Operation and Maintenance	N/A	3,744,893	4,028,377	4,427,377	4,996,475	5,345,385	6,192,896	5,434,200	5,029,584	5,566,692
Pupil Transportation	N/A	3,221,695	3,117,883	2,987,755	3,808,085	3,891,787	4,294,902	4,942,666	5,022,534	5,688,794
Central	N/A	71,501	66,567	134,116	152,168	102,201	93,373	100,071	74,810	71,357
Operation of Non-Instructional Services	N/A	743,914	713,036	925,423	1,006,468	2,875,277	3,103,232	3,364,611	3,596,081	4,206,291
Extracurricular Activities	N/A	432,060	543,326	545,382	567,964	579,868	576,202	603,406	619,882	694,793
Capital outlay	N/A	2,923,701	4,759,850	1,528,268	1,351,524	982,308	1,892,707	584,671	16,597,650	29,118,134
Debt service										
Principal Retirement	N/A	1,600,000	1,515,000	975,000	1,020,000	1,075,000	2,335,000	2,355,000	1,630,000	2,373,798
Interest and Fiscal Charges	N/A	1,243,271	1,248,533	1,263,850	1,218,503	921,550	823,861	516,225	3,294,757	3,406,509
Total Expenditures	N/A	\$55,172,367	\$59,742,779	\$59,003,982	\$63,206,850	\$69,635,735	\$75,828,568	\$76,493,967	\$95,853,907	\$113,632,231
Debt Service as a percentage of Noncapital Expenditures	N/A	5.44%	5.03%	3.90%	3.62%	2.91%	4.27%	3.78%	6.21%	6.84%

Source: District Records

N/A - Information Not Available

Centerville City School District, Ohio
 Other Financing Sources and Uses and Net Change in Fund Balances
 Governmental Funds
 Last Ten Fiscal Years
 (modified accrual basis of accounting)
 Schedule 7

	Fiscal Year									
	1998	1999	2000	2001	2002	2003	2004	2005	2006	2007
Other Financing Sources (Uses)										
Issuance of Long Term Debt	N/A	\$0	\$0	\$0	\$0	\$7,355,000	\$0	\$68,783,798	\$0	\$0
Premium on Issuance of Long Term Debt	N/A	0	0	0	0	861,191	0	2,665,801	0	0
Payment to Refunded Bonds Escrow Agent	N/A	0	0	0	0	(8,090,451)	0	(7,161,003)	0	0
Transfers In	N/A	600,000	355,642	720	2,248,279	2,300,000	1,135,951	1,127,936	0	0
Transfers (Out)	N/A	(600,000)	(355,642)	(720)	(2,248,279)	(2,300,000)	(1,135,951)	(1,127,936)	0	0
Total Other Financing Sources (Uses)	N/A	0	0	0	0	125,740	0	64,288,596	0	0
Net Change in Fund Balances	N/A	\$299,467	(\$3,416,407)	\$5,756,670	\$2,042,223	(\$1,923,650)	(\$1,253,319)	\$65,685,252	(\$13,562,610)	(\$21,963,844)

Source: District Records

N/A - Information Not Available

Centerville City School District, Ohio
 Assessed Value and Actual Value of Taxable Property
 Last Ten Calendar Years
 Schedule 8

Calendar Year	Real Property		Tangible Personal Property		Public Utilities Personal		Total		Total Direct Rate
	Assessed Value	Estimated Actual Value	Assessed Value	Estimated Actual Value	Assessed Value	Estimated Actual Value	Assessed Value	Estimated Actual Value	
1997	\$1,029,439,940	\$2,941,256,971	\$52,120,225	\$208,480,900	\$49,617,670	\$56,383,716	\$1,131,177,835	\$3,206,121,587	56.81
1998	1,053,794,680	3,010,841,943	55,857,470	223,429,880	49,469,210	56,215,011	1,159,121,360	3,290,486,834	56.81
1999	1,081,155,740	3,089,016,400	53,341,537	213,366,148	52,214,890	59,335,102	1,186,712,167	3,361,717,650	56.38
2000	1,155,768,080	3,302,194,514	61,395,951	245,583,804	47,650,820	54,148,659	1,264,814,851	3,601,926,977	56.05
2001	1,178,917,510	3,368,335,743	64,129,189	256,516,756	44,654,110	50,743,307	1,287,700,809	3,675,595,806	60.75
2002	1,210,417,410	3,458,335,457	63,261,033	253,044,132	33,204,690	85,275,681	1,306,883,133	3,796,655,270	60.81
2003	1,379,869,910	3,942,485,457	61,203,686	244,814,744	34,597,520	88,852,722	1,475,671,116	4,276,152,923	61.80
2004	1,409,883,200	4,028,237,714	52,513,577	210,054,308	33,290,900	85,497,084	1,495,687,677	4,323,789,106	60.75
2005	1,443,169,480	4,123,341,371	57,530,705	239,711,271	32,988,410	49,236,433	1,533,688,595	4,412,289,075	60.75
2006	1,623,847,360	4,639,563,886	33,208,833	138,370,138	29,168,980	43,535,791	1,686,225,173	4,821,469,815	67.65

Source: County Auditor

Note: The assessed value of real property (including public utility real property) is 35 percent of estimated true value. Personal property tax is assessed on all tangible personal property used in business in Ohio. The assessed value of public utility personal property ranges from 25 percent of true value for railroad property to 88 percent for electric transmission and distribution property. General business tangible personal property is assessed at 25 percent for everything except inventories, which are assessed at 23 percent. Property is assessed annually.

The tangible personal property values associated with each year are the values that, when multiplied by the applicable rates, generated the property tax revenue to be received in that year. For real property, the amounts generated by multiplying the assessed values by the applicable rates would be reduced by the 10 percent, 2 1/2 percent and homestead exemptions before being billed.

Centerville City School District
 Direct and Overlapping Property Tax Rates
 Last Ten Calendar Years
 Schedule 9

Calendar Year	District Direct Rates				Overlapping Rates				
	General Purpose	Debt	Capital Purpose	Total	County	City of Centerville	City of Kettering	Library	Township/Park
1997	56.81	0.00	0.00	56.81	16.64	0.00	N/A	1.30	15.75
1998	56.81	0.00	0.00	56.81	16.64	0.00	N/A	1.30	15.50
1999	56.38	0.00	0.00	56.38	16.64	0.00	N/A	1.30	16.00
2000	56.05	0.00	0.00	56.05	16.64	0.00	N/A	1.33	7.90
2001	57.77	1.18	1.80	60.75	17.24	0.00	6.92	1.63	7.90
2002	57.83	1.18	1.80	60.81	17.24	0.00	6.91	1.63	7.90
2003	58.82	1.18	1.80	61.80	17.24	2.35	6.85	3.03	15.95
2004	57.77	1.18	1.80	60.75	18.24	2.35	6.85	3.03	15.95
2005	57.77	1.18	1.80	60.75	18.24	2.35	6.85	3.03	16.85
2006	62.17	3.68	1.80	67.65	18.24	2.35	6.80	3.03	16.85

Source: County Auditor

Note: Rates may only be raised by obtaining the approval of a majority of the voters at a public election.

Centerville City School District, Ohio
Principal Property Tax Payers
Current Year and Prior Year (1)
Schedule 10

2006 (2)		
Taxpayer	Taxable Assessed Value	Percentage of Total Taxable Value
Dayton Power and Light Company	\$16,669,790	0.99%
Ohio Bell Telephone Co.	11,185,320	0.66%
Cross Pointe Associates, Inc.	8,052,100	0.48%
Miller Farm Apartments	6,926,300	0.41%
Washington Place Limited	6,506,070	0.39%
Streetplacechase Advisors	5,220,670	0.31%
CVS Partnerships	4,593,100	0.27%
Voss Chevrolet, Inc.	4,126,830	0.24%
Chesapeake Landing	3,953,350	0.23%
United Dominion Realty	3,623,490	0.21%
Total Principal Tax Payers	<u>\$70,857,020</u>	<u>4.20%</u>
All Others	<u>\$1,615,368,153</u>	<u>95.80%</u>
Total Assessed Value	<u><u>\$1,686,225,173</u></u>	<u><u>100.00%</u></u>

2005 (2)		
Taxpayer	Taxable Assessed Value	Percentage of Total Taxable Value
Dayton Power and Light Company	\$16,438,750	0.97%
Ohio Bell Telephone Co.	8,567,360	0.51%
Cross Pointe Associates, Inc.	8,052,120	0.48%
Miller Farm Apartments	7,790,470	0.46%
Voss Chevrolet, Inc.	6,636,970	0.39%
Washington Place Limited	6,506,070	0.39%
Streetplacechase Advisors	5,220,870	0.31%
CVS Partnerships	4,593,100	0.27%
Bob Ross Buick, Inc.	4,406,480	0.26%
Chesapeake Landing	3,953,350	0.23%
Total Principal Tax Payers	<u>\$72,165,540</u>	<u>4.28%</u>
All Others	<u>\$1,461,523,055</u>	<u>86.67%</u>
Total Assessed Value	<u><u>\$1,533,688,595</u></u>	<u><u>90.95%</u></u>

Source: County Auditor

(1) - Current and prior year information only available

(2) - Denotes calender year

Centerville City School District, Ohio
 Property Tax Levies and Collections
 Last Ten Calendar Years
 Schedule 11

Calendar Year	Taxes Levied for the Calendar Year	Collected within the Calendar Year of the Levy		Delinquent Collections in Subsequent Years	Total Collections to Date	
		Amount	Percentage of Levy		Amount	Percentage of Levy
1997	\$35,860,995	\$35,305,150	98.45%	N/A	N/A	N/A
1998	37,054,592	37,032,359	99.94%	N/A	N/A	N/A
1999	40,935,720	37,788,893	92.31%	N/A	N/A	N/A
2000	42,680,479	42,315,844	99.15%	N/A	N/A	N/A
2001	47,862,143	47,004,769	98.21%	\$1,057,732	\$48,062,501	100.42%
2002	48,234,819	47,128,143	97.71%	1,166,628	48,294,771	100.12%
2003	50,055,153	48,696,062	97.28%	1,335,449	50,031,511	99.95%
2004	50,640,981	49,794,399	98.33%	1,169,296	50,963,695	100.64%
2005	51,512,265	50,733,702	98.49%	1,111,261	51,844,963	100.65%
2006	64,029,196	63,076,291	98.51%	1,387,764	64,464,055	100.68%

Source: County Auditor

N/A - Information Not Available

Centerville City School District, Ohio
 Outstanding Debt by Type
 Last Ten Fiscal Years
 Schedule 12

Fiscal Year	Governmental Activities			Total Primary Government	Percentage of Personal Income	Per Capita
	General Obligation Bonds	Long-Term Capital Notes	Tax Anticipation Notes			
1998	\$24,070,000	\$0	\$0	\$24,070,000	0.16%	\$489
1999	22,470,000	0	0	22,470,000	0.15%	454
2000	20,955,000	0	3,500,000	24,455,000	0.15%	492
2001	19,980,000	0	3,845,000	23,825,000	0.14%	444
2002	18,960,000	0	2,990,000	21,950,000	0.13%	450
2003	18,077,877	2,105,000	0	20,182,877	0.12%	381
2004	16,667,327	1,180,000	0	17,847,327	0.10%	337
2005	80,019,566	210,000	0	80,229,566	0.46%	1,514
2006	78,500,038	0	0	78,500,038	N/A	1,481
2007	75,860,108	0	0	75,860,108	N/A	1,432

Source: District Records

N/A - Information Not Available

Centerville City School District, Ohio
 Direct and Overlapping Governmental Activities Debt
 As of June 30, 2007
 Schedule 13

Governmental Unit	Debt Outstanding	Estimated Percentage Applicable (1)	Estimated Share of Direct and Overlapping Debt
Overlapping Debt:			
Montgomery County	\$29,277,347	15.69%	\$4,593,616
Kettering City	4,566,664	0.17%	7,763
Washington Township Park District	1,805,000	100.00%	1,805,000
Miami Regional Transit Authority	7,230,000	15.69%	1,134,387
Subtotal Overlapping Debt	42,879,011		7,540,766
District Direct Debt	73,520,000	100.00%	73,520,000
Total Direct and Overlapping Debt	\$116,399,011		\$81,060,766

Source: Ohio Municipal Advisory Council

(1) - Percentages were determined by dividing the assessed valuation of the overlapping government located within the boundaries of the School District by the total assessed valuation of the government.

Centerville City School District, Ohio
 Legal Debt Margin Information
 Last Ten Fiscal Years
 Schedule 14

Legal Debt Margin Calculation for Fiscal Year 2007

Assessed value (1)	\$1,686,225,173
Debt limit (9% of assessed value)	151,760,266
Debt applicable to limit	73,520,000
Legal debt margin	<u>\$78,240,266</u>

	Fiscal Year									
	1998	1999	2000	2001	2002	2003	2004	2005	2006	2007
Debt limit	N/A	\$104,320,922	\$106,804,095	\$113,833,337	\$115,893,073	\$117,619,482	\$132,810,400	\$134,611,891	\$138,031,974	\$151,760,266
Total net debt applicable to limit	N/A	17,567,969	24,455,000	23,825,000	21,950,000	13,982,591	12,489,608	71,315,829	77,893,798	73,520,000
Legal debt margin	N/A	\$86,752,953	\$82,349,095	\$90,008,337	\$93,943,073	\$103,636,891	\$120,320,792	\$63,296,062	\$60,138,176	\$78,240,266
Total net debt applicable to the limit as a percentage of debt limit	N/A	16.84%	22.90%	20.93%	18.94%	11.89%	9.40%	52.98%	56.43%	48.44%

Source: District Records

(1) - Assessed values are on a calendar year basis (i.e. fiscal year 2007 is calendar year 2006)

N/A - Information Not Available

Centerville City School District, Ohio
 Demographic and Economic Statistics
 Last Ten Calendar Years
 Schedule 15

Calendar Year	(1) Population	(2) Personal Income (Thousands of Dollars)	(3) Per Capita Personal Income	Unemployment Rate
1997	49,231	\$14,518,795	\$25,517	4.00%
1998	49,463	15,047,037	26,551	4.10%
1999	49,696	15,446,351	27,487	3.90%
2000	53,700	16,167,661	28,949	3.90%
2001	48,812	16,563,468	29,827	4.50%
2002	52,992	16,810,295	30,404	5.80%
2003	52,991	16,984,405	30,784	5.80%
2004	52,991	17,461,179	31,773	6.40%
2005	52,991	17,531,793	32,133	6.60%
2006	52,991	N/A	N/A	6.00%

(1) - City of Centerville and Washington Township; 2003-2006 based on U.S. Census data, other years are estimates.

(2) - Bureau of Economic Analysis Data. Information for Montgomery County

(3) - State of Ohio Bureau of Employment Services Annual averages. Information for Montgomery County.

N/A - Information Not Available

Centerville City School District, Ohio
 Principal Employers (1)
 Current Year (2)
 Schedule 16

2006 (3)		
Employers	Employees	Percentage of Total Total Employment
Wright Patterson Air Force Base	21,000	13.51%
Honda of America, Manufacturing, Inc.	13,000	8.36%
Premier Health Partners	9,000	5.79%
Kettering Medical Center Network	7,000	4.50%
Delphi Corporation	6,000	3.86%
Meijer Inc.	5,025	3.23%
The Reynolds and Reynolds Co.	4,400	2.83%
Montgomery County	4,000	2.57%
General Motors Corporation	4,000	2.57%
Miami University	3,500	2.25%
	76,925	49.50%

Source: Montgomery County Chamber of Commerce

(1) - Montgomery County

(2) - Current year information only available

(3) - Best available information

Centerville City School District, Ohio
 Full-Time Equivalent District Employees by Type
 Last Ten Fiscal Years
 Schedule 17

	Fiscal Year									
	1998	1999	2000	2001	2002	2003	2004	2005	2006	2007
Instruction										
Classroom Teachers	379.0	389.9	392.0	388.6	395.9	403.9	411.3	414.4	416.4	424.4
Special Education Teachers and Tutors	83.0	83.0	87.0	88.5	91.0	100.0	103.1	104.1	106.1	107.1
Educational Aides	44.0	46.0	47.5	49.5	51.5	51.5	51.6	51.0	51.0	51.0
Special Education Aides and Attendants	50.0	61.0	63.0	63.0	65.0	75.0	72.0	72.0	73.0	72.0
Total Instruction	<u>556.0</u>	<u>579.9</u>	<u>589.5</u>	<u>589.6</u>	<u>603.4</u>	<u>630.4</u>	<u>638.0</u>	<u>641.5</u>	<u>646.5</u>	<u>654.5</u>
Support and Administration										
Support Personnel										
Librarians, Nurses, Counselors, Visiting Teacher	41.0	42.2	42.9	43.9	46.9	50.0	51.6	52.6	52.6	53.6
Principals	14.0	14.0	14.0	14.0	14.0	14.0	14.0	14.5	14.5	14.5
Central Office Administration	7.0	7.0	7.0	7.0	7.0	7.0	7.0	7.0	7.0	7.0
Secretaries and Xlerical	33.0	33.0	33.0	33.0	33.0	33.0	39.0	39.0	39.0	41.0
Transportation	74.0	75.0	76.0	80.0	83.0	85.0	90.0	92.0	93.0	96.0
Food Service	54.0	52.0	51.0	54.0	55.0	56.0	56.0	54.0	55.0	56.0
Custodial	36.0	36.0	36.5	38.5	40.3	40.3	40.0	40.0	40.0	41.0
Maintenance and Mechanics	8.0	8.0	8.0	8.0	8.0	8.0	8.0	8.0	8.0	12.0
Total Support and Administration	<u>267.0</u>	<u>267.2</u>	<u>268.4</u>	<u>278.4</u>	<u>287.2</u>	<u>293.3</u>	<u>305.6</u>	<u>307.1</u>	<u>309.1</u>	<u>321.1</u>
Total Employees	<u>823.0</u>	<u>847.1</u>	<u>857.9</u>	<u>868.0</u>	<u>890.6</u>	<u>923.7</u>	<u>943.5</u>	<u>948.6</u>	<u>955.6</u>	<u>975.6</u>

Source: District Records

Centerville City School District, Ohio
 Operating Statistics
 Last Ten Fiscal Years
 Schedule 18

Fiscal Year	Enrollment	Operating Expenditure	Cost Per Pupil	Percentage Change	Expenses	Cost Per Pupil	Percentage Change	Teaching Staff	Pupil-Teacher Ratio	Percentage of Students Receiving Free or Reduced-Price Meals
1998	7,278	N/A	N/A	N/A	N/A	N/A	N/A	379.0	19.2	N/A
1999	7,344	\$49,405,395	\$6,727	N/A	N/A	N/A	N/A	389.9	18.8	N/A
2000	7,380	52,219,396	7,076	5.18%	N/A	N/A	N/A	392.0	18.8	10.90%
2001	7,419	55,236,864	7,445	5.21%	N/A	N/A	N/A	388.6	19.1	12.60%
2002	7,560	59,616,823	7,886	5.92%	N/A	N/A	N/A	395.9	19.1	13.30%
2003	7,821	66,656,877	8,523	8.08%	\$69,323,191	\$8,864	N/A	403.9	19.4	13.90%
2004	8,055	70,777,000	8,787	3.10%	74,125,037	9,202	3.81%	411.3	19.6	14.40%
2005	8,248	73,038,071	8,855	0.77%	74,027,853	8,975	(2.47%)	414.4	19.9	13.40%
2006	8,227	74,331,500	9,035	2.03%	78,428,267	9,533	6.22%	416.4	19.8	14.50%
2007	8,307	78,733,790	9,478	4.90%	83,050,809	9,998	4.88%	424.4	19.6	14.50%

Source: District Records

N/A - Information not available



Centerville City School District, Ohio
 School Building Information
 Last Ten Fiscal Years
 Schedule 19

	Fiscal Year				
	1998	1999	2000	2001	2002
<u>School</u>					
Elementary Schools					
Centerville Kindergarten Village (1970)					
Square feet	45,110	45,110	45,110	45,110	45,110
Capacity (1)	650	650	650	650	650
Enrollment	589	611	639	630	641
Site Acreage	5.9	5.9	5.9	5.9	5.9
Cline Elementary (1954)					
Square feet	95,080	95,080	95,080	95,080	95,080
Capacity (1)	550	550	550	550	550
Enrollment	493	492	573	558	542
Site Acreage (with Magsig)	25.1	25.1	25.1	25.1	25.1
Driscoll Elementary (1962)					
Square feet	55,015	55,015	55,015	55,015	55,015
Capacity (1)	400	400	400	400	400
Enrollment	409	385	393	371	380
Site Acreage	9.4	9.4	9.4	9.4	9.4
Dr. John Hole Elementary (1956)					
Square feet	47,928	47,928	47,928	47,928	47,928
Capacity (1)	400	400	400	400	400
Enrollment	380	370	362	356	391
Site Acreage	8.3	8.3	8.3	8.3	8.3
Normandy Elementary (1964)					
Square feet	48,000	48,000	48,000	58,000	58,000
Capacity (1)	400	400	400	550	550
Enrollment	404	454	484	479	490
Site Acreage	14.7	14.7	14.7	14.7	14.7
Stingley Elementary (1962)					
Square feet	48,765	48,765	48,765	48,765	48,765
Capacity (1)	400	400	400	400	400
Enrollment	381	375	372	377	399
Site Acreage (with Tower Hts)	17.0	17.0	17.0	17.0	17.0
Weller Elementary (1959)					
Square feet	46,630	56,630	56,630	56,630	56,630
Capacity (1)	400	550	550	550	550
Enrollment	493	492	476	453	467
Site Acreage	19.6	19.6	19.6	19.6	19.6
Middle Schools					
Magsig Middle School (1919)					
Square feet	84,770	84,770	84,770	84,770	84,770
Capacity (1)	600	600	600	600	600
Enrollment	562	554	547	579	585
Site Acreage (with Cline)	25.1	25.1	25.1	25.1	25.1
Tower Heights Middle School (1966)					
Square feet	68,575	68,575	68,575	68,575	68,575
Capacity (1)	600	600	600	600	600
Enrollment	557	583	596	608	594
Site Acreage (with Stingley)	17.0	17.0	17.0	17.0	17.0
Watts Middle School (1969)					
Square feet	66,735	66,735	66,735	66,735	66,735
Capacity (1)	600	600	600	600	600
Enrollment	536	541	578	582	592
Site Acreage	5.9	5.9	5.9	5.9	5.9
High School					
Centerville High School (1973)					
Square feet	340,380	340,380	370,380	400,380	400,380
Capacity (1)	2,300	2,300	2,500	2,700	2,700
Enrollment	2,358	2,385	2,362	2,419	2,468
Site Acreage	60.0	60.0	60.0	60.0	60.0

Source: District Records

(1) Capacity considers many variables just as class size, federally required programs, and district-level programs thus may change accordingly.

Centerville City School District, Ohio
 School Building Information
 Last Ten Fiscal Years
 Schedule 19 (continued)

	Fiscal Year				
	2003	2004	2005	2006	2007
<u>School</u>					
Elementary Schools					
Centerville Kindergarten Village (1970)					
Square feet	45,110	45,110	45,110	45,110	45,110
Capacity (1)	650	650	650	650	650
Enrollment	653	684	699	690	635
Site Acreage	5.9	5.9	5.9	5.9	5.9
Cline Elementary (1954)					
Square feet	95,080	95,080	95,080	95,080	95,080
Capacity (1)	550	550	550	550	550
Enrollment	550	566	562	580	595
Site Acreage (with Magsig)	25.1	25.1	25.1	25.1	25.1
Driscoll Elementary (1962)					
Square feet	55,015	55,015	55,015	55,015	55,015
Capacity (1)	400	400	400	400	400
Enrollment	406	399	413	403	386
Site Acreage	9.4	9.4	9.4	9.4	9.4
Dr. John Hole Elementary (1956)					
Square feet	47,928	47,928	47,928	47,928	47,928
Capacity (1)	400	400	400	400	400
Enrollment	379	418	431	452	428
Site Acreage	8.3	8.3	8.3	8.3	8.3
Normandy Elementary (1964)					
Square feet	58,000	58,000	58,000	58,000	58,000
Capacity (1)	550	550	550	550	550
Enrollment	516	556	563	544	567
Site Acreage	14.7	14.7	14.7	14.7	14.7
Stingley Elementary (1962)					
Square feet	48,765	48,765	48,765	48,765	48,765
Capacity (1)	400	400	400	400	400
Enrollment	412	436	446	435	441
Site Acreage (with Tower Hts)	17.0	17.0	17.0	17.0	17.0
Weller Elementary (1959)					
Square feet	56,630	56,630	56,630	56,630	56,630
Capacity (1)	550	550	550	550	550
Enrollment	475	526	540	524	579
Site Acreage	19.6	19.6	19.6	19.6	19.6
Middle Schools					
Magsig Middle School (1919)					
Square feet	84,770	84,770	84,770	84,770	84,770
Capacity (1)	600	600	600	600	600
Enrollment	628	581	571	569	579
Site Acreage (with Cline)	25.1	25.1	25.1	25.1	25.1
Tower Heights Middle School (1966)					
Square feet	68,575	68,575	68,575	68,575	68,575
Capacity (1)	600	600	600	600	600
Enrollment	581	578	590	590	603
Site Acreage (with Stingley)	17.0	579	17.0	17.0	17.0
Watts Middle School (1969)					
Square feet	66,735	66,735	66,735	66,735	98,970
Capacity (1)	600	600	600	600	750
Enrollment	636	645	643	630	685
Site Acreage	5.9	5.9	5.9	5.9	5.9
High School					
Centerville High School (1973)					
Square feet	400,380	400,380	400,380	400,380	400,380
Capacity (1)	2,700	2,700	2,700	2,700	2,700
Enrollment	2,582	2,657	2,740	2,748	2,721
Site Acreage	60.0	60.0	60.0	60.0	60.0

Source: District Records

(1) Capacity considers many variables just as class size, federally required programs, and district-level programs thus may change accordingly.



Mary Taylor, CPA
Auditor of State

CENTERVILLE CITY SCHOOL DISTRICT

MONTGOMERY COUNTY

CLERK'S CERTIFICATION

This is a true and correct copy of the report which is required to be filed in the Office of the Auditor of State pursuant to Section 117.26, Revised Code, and which is filed in Columbus, Ohio.

Susan Babbitt

CLERK OF THE BUREAU

**CERTIFIED
JANUARY 22, 2008**