

**STARK COUNTY EDUCATIONAL SERVICE CENTER
STARK COUNTY**

SINGLE AUDIT

FOR THE YEAR ENDED JUNE 30, 2007



Mary Taylor, CPA
Auditor of State

**STARK COUNTY EDUCATIONAL SERVICE CENTER
STARK COUNTY**

TABLE OF CONTENTS

TITLE	PAGE
Independent Accountants' Report.....	1
Management's Discussion and Analysis.....	3
Basic Financial Statements:	
Government-wide Financial Statements	
Statement of Net Assets	13
Statement of Activities.....	14
Fund Financial Statements:	
Balance Sheet – Governmental Funds	15
Reconciliation of Total Governmental Fund Balances to Net Assets of Governmental Activities.....	16
Statement of Revenues, Expenditures and Changes in Fund Balances Governmental Funds.....	17
Reconciliation of the Statement of Revenues, Expenditures and Changes in Fund Balances of Governmental Funds to the Statement of Activities	18
Statement of Fiduciary Net Assets – Fiduciary Funds.....	19
Statement of Changes in Fiduciary Net Assets Investment Trust Fund	20
Notes to the Basic Financial Statements	21
Supplemental Information:	
Statement of Revenues, Expenditures and Changes in Fund Balance – Budget and Actual (Non-GAAP Budgetary Basis) General Fund	41
Statement of Revenues, Expenditures and Changes in Fund Balance – Budget and Actual (Non-GAAP Budgetary Basis) Teacher Development Fund	42
Federal Awards Receipts and Expenditures Schedule.....	43
Notes to the Federal Awards Receipts and Expenditures Schedule	44

STARK COUNTY EDUCATIONAL SERVICE CENTER
STARK COUNTY

TABLE OF CONTENTS (Continued)

TITLE	PAGE
Independent Accountants' Report on Internal Control Over Financial Reporting and on Compliance and Other Matters Required by <i>Government Auditing Standards</i>	45
Independent Accountants' Report on Compliance with Requirements Applicable to Each Major Federal Program and on Internal Control Over Compliance in Accordance with OMB Circular A-133	47
Schedule of Findings.....	49



Mary Taylor, CPA

Auditor of State

INDEPENDENT ACCOUNTANTS' REPORT

Stark County Educational Service Center
Stark County
2100 38th Street N.W.
Canton, Ohio 44709

To the Governing Board:

We have audited the accompanying financial statements of the governmental activities, each major fund, and the aggregate remaining fund information of the Stark County Educational Service Center, Stark County, Ohio, (the Service Center) as of and for the year ended June 30, 2007, which collectively comprise the Service Center's basic financial statements as listed in the Table of Contents. These financial statements are the responsibility of the Service Center's management. Our responsibility is to express opinions on these financial statements based on our audit.

We conducted our audit in accordance with auditing standards generally accepted in the United States of America and the standards applicable to financial audits contained in the Comptroller General of the United States' *Government Auditing Standards*. Those standards require that we plan and perform the audit to reasonably assure whether the financial statements are free of material misstatement. An audit includes examining, on a test basis, evidence supporting the amounts and disclosures in the financial statements. An audit also includes assessing the accounting principles used and significant estimates made by management, as well as evaluating the overall financial statement presentation. We believe our audit provides a reasonable basis for our opinions.

In our opinion, the financial statements referred to above present fairly, in all material respects, the respective financial position of the governmental activities, each major fund, and the aggregate remaining fund information of the Stark County Educational Service Center, Stark County, Ohio, as of June 30, 2007, and the respective changes in financial position for the year then ended in conformity with accounting principles generally accepted in the United States of America.

In accordance with *Government Auditing Standards*, we have also issued our report dated April 14, 2008, on our consideration of the Service Center's internal control over financial reporting and our tests of its compliance with certain provisions of laws, regulations, contracts and grant agreements and other matters. While we did not opine on the internal control over financial reporting or on compliance, that report describes the scope of our testing of internal control over financial reporting and compliance and the results of that testing. That report is an integral part of an audit performed in accordance with *Government Auditing Standards*. You should read it in conjunction with this report in assessing the results of our audit.

Management's Discussion and Analysis and the respective budgetary comparisons for the General and Special Revenue Teacher Development Funds are not a required part of the basic financial statements but are supplementary information accounting principles generally accepted in the United States of America requires. We have applied certain limited procedures, consisting principally of inquiries of management regarding the methods of measuring and presenting the required supplementary information. However, we did not audit the information and express no opinion on it.

We conducted our audit to opine on the financial statements that collectively comprise the Service Center's basic financial statements. The Federal Awards Receipts and Expenditures Schedule provides additional information and is not a required part of the basic financial statements. We subjected the Federal Awards Receipts and Expenditures Schedule to the auditing procedures applied in the audit of the basic financial statements. In our opinion, this information is fairly stated in all material respects in relation to the basic financial statements taken as a whole.



Mary Taylor, CPA
Auditor of State

April 14, 2008

**STARK COUNTY EDUCATIONAL SERVICE CENTER
STARK COUNTY, OHIO**

MANAGEMENT'S DISCUSSION AND ANALYSIS
FOR THE FISCAL YEAR ENDED JUNE 30, 2007
(UNAUDITED)

The management's discussion and analysis of the Stark County Educational Service Center's ("the ESC") financial performance provides an overall review of the ESC's financial activities for the fiscal year ended June 30, 2007. The intent of this discussion and analysis is to look at the ESC's financial performance as a whole; readers should also review the basic financial statements and the notes to the basic financial statements to enhance their understanding of the ESC's financial performance.

Financial Highlights

Key financial highlights for 2007 are as follows:

- In total, net assets of governmental activities increased \$1,091,699 which represents a 43.48% increase from 2006.
- General revenues accounted for \$4,184,969 in revenue or 18.45% of all revenues. Program specific revenues in the form of charges for services and sales, grants and contributions accounted for \$18,491,722 or 81.55% of total revenues of \$22,676,691.
- The ESC had \$21,584,992 in expenses related to governmental activities; \$18,491,722 of these expenses was offset by program specific charges for services, grants or contributions. General revenues supporting governmental activities (unrestricted grants and entitlements) of \$4,184,969 were not adequate to provide for these programs.
- The ESC has two major governmental funds, the general fund and teacher development fund. The general fund had \$16,666,345 in revenues and \$15,727,013 in expenditures. During fiscal 2007, the general fund's fund balance increased \$939,332 from a deficit of \$638,668 to a balance of \$300,664.
- The teacher development fund had \$1,794,116 in revenues and \$934,024 in expenditures. During fiscal 2007, the teacher development fund's fund balance increased \$860,092, which did not have a beginning balance.

Using these Basic Financial Statements (BFS)

This annual report consists of a series of financial statements and notes to those statements. These statements are organized so the reader can understand the ESC as a financial whole, an entire operating entity. The statements then proceed to provide an increasingly detailed look at specific financial activities.

The *Statement of Net Assets* and *Statement of Activities* provide information about the activities of the whole ESC, presenting both an aggregate view of the ESC's finances and a longer-term view of those finances. Fund financial statements provide the next level of detail. For governmental funds, these statements tell how services were financed in the short-term as well as what remains for future spending. The fund financial statements also look at the ESC's most significant funds with all other nonmajor funds presented in total in one column. In the case of the ESC, the general fund and teacher development fund are by far the most significant funds, and the only governmental funds reported as major funds.

**STARK COUNTY EDUCATIONAL SERVICE CENTER
STARK COUNTY, OHIO**

MANAGEMENT'S DISCUSSION AND ANALYSIS
FOR THE FISCAL YEAR ENDED JUNE 30, 2007
(UNAUDITED)

Reporting the ESC as a Whole

Statement of Net Assets and the Statement of Activities

While this document contains the large number of funds used by the ESC to provide programs and activities, the view of the ESC as a whole looks at all financial transactions and asks the question, "How did we do financially during 2007?" The Statement of Net Assets and the Statement of Activities answer this question. These statements include *all assets, liabilities, revenues and expenses* using the *accrual basis of accounting* similar to the accounting used by most private-sector companies. This basis of accounting will take into account all of the current year's revenues and expenses regardless of when cash is received or paid.

These two statements report the ESC's *net assets* and changes in those assets. This change in net assets is important because it tells the reader that, for the ESC as a whole, the *financial position* of the ESC has improved or diminished. The causes of this change may be the result of many factors, some financial, some not. Non-financial factors include increased or decreased services desired by school districts, state budget cuts, required educational programs and other factors.

In the Statement of Net Assets and the Statement of Activities, the Governmental Activities include the ESC's programs and services, including instruction, support services, and other operations.

The ESC's statement of net assets and statement of activities can be found on pages 13-14 of this report.

Reporting the ESC's Most Significant Funds

Fund Financial Statements

The analysis of the ESC's major governmental funds begins on page 9. Fund financial reports provide detailed information about the ESC's major funds. The ESC uses many funds to account for a multitude of financial transactions. However, these fund financial statements focus on the ESC's most significant funds. The ESC's major governmental funds are the general fund and teacher development fund.

Governmental Funds

Most of the ESC's activities are reported in governmental funds, which focus on how money flows into and out of those funds and the balances left at year-end available for spending in future periods. These funds are reported using an accounting method called *modified accrual* accounting, which measures cash and all other *financial assets* that can readily be converted to cash. The governmental fund financial statements provide a detailed *short-term* view of the ESC's general government operations and the basic services it provides. Governmental fund information helps you determine whether there are more or fewer financial resources that can be spent in the near future to finance educational programs. The relationship (or differences) between governmental *activities* (reported in the Statement of Net Assets and the Statement of Activities) and governmental *funds* is reconciled in the basic financial statements. The basic governmental fund financial statements can be found on pages 15-18 of this report.

**STARK COUNTY EDUCATIONAL SERVICE CENTER
STARK COUNTY, OHIO**

MANAGEMENT'S DISCUSSION AND ANALYSIS
FOR THE FISCAL YEAR ENDED JUNE 30, 2007
(UNAUDITED)

Reporting the ESC's Fiduciary Responsibilities

The ESC is the fiscal agent of the area A-site, Stark/Portage Area Computer Consortium ("SPARCC") and the Stark County Schools Council of Government. This activity is presented as fiduciary funds. The ESC also maintains agency funds to account for monies due to other governments, individuals or private organizations. All of the ESC's fiduciary activities are reported in a separate Statement of Fiduciary Net Assets on page 19. The investment trust fund activities for fiscal 2007 are also reported in a separate Statement of Changes in Fiduciary Net Assets on page 20. These activities are excluded from the ESC's other financial statements because the assets cannot be utilized by the ESC to finance its operations.

Notes to the Basic Financial Statements

The notes provide additional information that is essential to a full understanding of the data provided in the government-wide and fund financial statements. These notes to the basic financial statements can be found on pages 21-40 of this report.

The ESC as a Whole

The Statement of Net Assets provides the perspective of the ESC as a whole.

The table below provides a summary of the ESC's net assets for 2007 and 2006.

	Net Assets	
	Governmental Activities 2007	Governmental Activities 2006
<u>Assets</u>		
Current and other assets	\$ 4,744,788	\$ 3,930,866
Capital assets, net	<u>1,727,114</u>	<u>1,759,962</u>
Total assets	<u>6,471,902</u>	<u>5,690,828</u>
<u>Liabilities</u>		
Current liabilities	2,269,972	2,616,973
Long-term liabilities	<u>599,556</u>	<u>563,180</u>
Total liabilities	<u>2,869,528</u>	<u>3,180,153</u>
<u>Net Assets</u>		
Invested in capital assets	1,727,114	1,759,962
Restricted	1,132,141	106,478
Unrestricted	<u>743,119</u>	<u>644,235</u>
Total net assets	<u>\$ 3,602,374</u>	<u>\$ 2,510,675</u>

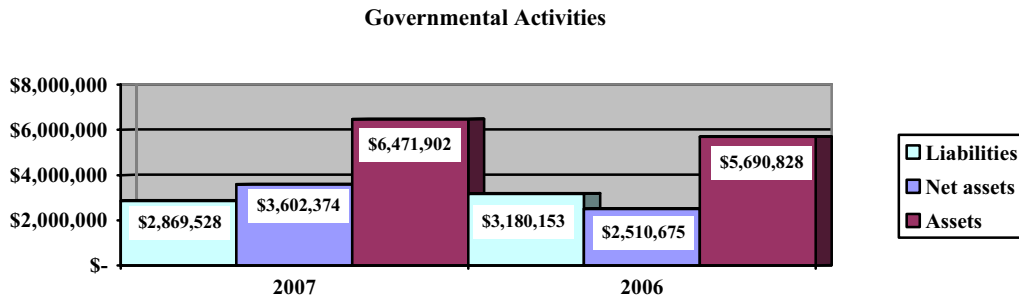
Over time, net assets can serve as a useful indicator of a government's financial position. At June 30, 2007, the ESC's assets exceeded liabilities by \$3,602,374. Of this total, \$743,119 is unrestricted in use.

**STARK COUNTY EDUCATIONAL SERVICE CENTER
STARK COUNTY, OHIO**

MANAGEMENT'S DISCUSSION AND ANALYSIS
FOR THE FISCAL YEAR ENDED JUNE 30, 2007
(UNAUDITED)

At year-end, capital assets represented 26.69% of total assets. Capital assets include land, land improvements, buildings and improvements, furniture and equipment and vehicles. Capital assets at June 30, 2007 were \$1,727,114. These capital assets are used to provide the ESC's services and are not available for future spending.

A portion of the ESC's net assets, \$1,132,141, represents resources that are subject to external restriction on how they may be used. The remaining balance of unrestricted net assets of \$743,119 may be used to meet the ESC's ongoing obligations to the students and creditors.



The table below shows the change in net assets for fiscal years 2007 and 2006.

Change in Net Assets

	Governmental Activities 2007	Governmental Activities 2006
<u>Revenues</u>		
Program revenues:		
Charges for services and sales	\$ 11,547,572	\$ 10,838,135
Operating grants and contributions	6,944,150	4,563,854
Capital grants and contributions	-	17,119
General revenues:		
Grants and entitlements	3,574,348	4,164,291
Investment earnings	237,329	85,015
Other	373,292	128,700
Total revenues	22,676,691	19,797,114

**STARK COUNTY EDUCATIONAL SERVICE CENTER
STARK COUNTY, OHIO**

MANAGEMENT'S DISCUSSION AND ANALYSIS
FOR THE FISCAL YEAR ENDED JUNE 30, 2007
(UNAUDITED)

	<u>Governmental Activities 2007</u>	<u>Governmental Activities 2006</u>
<u>Expenses</u>		
Program expenses:		
Instruction:		
Regular	\$ 706,881	\$ 90,287
Special	5,425,328	4,961,793
Vocational	251,163	-
Adult/continuing	21,426	18,193
Support services:		
Pupil	1,100,828	1,138,465
Instructional staff	8,806,762	9,202,149
Board of education	37,517	43,527
Administration	3,334,815	3,541,248
Fiscal	582,281	652,386
Business	945,102	914,959
Operations and maintenance	122,739	115,392
Pupil transportation	4,186	6,597
Central	240,789	245,205
Extracurricular activities	1,990	-
Food service operations	<u>3,185</u>	<u>34,866</u>
Total expenses	<u>21,584,992</u>	<u>20,965,067</u>
Change in net assets	1,091,699	(1,167,953)
Net assets at beginning of year	<u>2,510,675</u>	<u>3,678,628</u>
Net assets at end of year	<u>\$ 3,602,374</u>	<u>\$ 2,510,675</u>

Governmental Activities

Net assets of the ESC's governmental activities increased \$1,091,699. Total governmental expenses of \$21,584,992 were offset by program revenues of \$18,491,722 and general revenues of \$4,184,969. Program revenues supported 85.67% of the total governmental expenses.

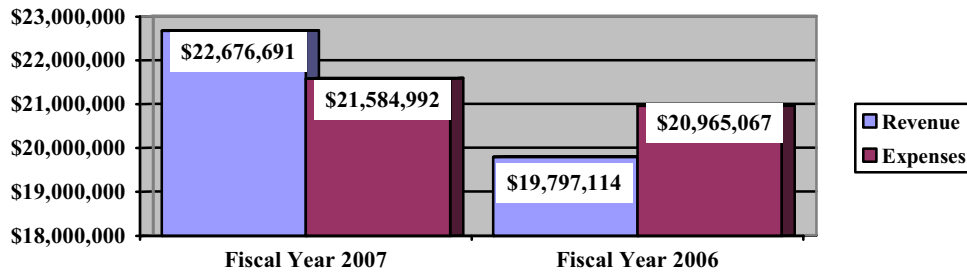
The primary sources of revenue for governmental activities are derived from contracted fees for services provided to other entities. This revenue source represents 50.92% of total governmental revenue.

The graph below presents the ESC's governmental activities revenue and expenses for fiscal years 2007 and 2006.

**STARK COUNTY EDUCATIONAL SERVICE CENTER
STARK COUNTY, OHIO**

MANAGEMENT'S DISCUSSION AND ANALYSIS
FOR THE FISCAL YEAR ENDED JUNE 30, 2007
(UNAUDITED)

Governmental Activities - Revenues and Expenses



The Statement of Activities shows the cost of program services and the charges for services and grants offsetting those services. The following table shows, for governmental activities, the total cost of services and the net cost of services. That is, it identifies the cost of these services supported by unrestricted State grants and entitlements, and other general revenues not restricted to a specific program.

Governmental Activities				
	Total Cost of Services 2007	Net Cost of Services 2007	Total Cost of Services 2006	Net Cost of Services 2006
Program expenses				
Instruction:				
Regular	\$ 706,881	\$ (41,672)	\$ 90,287	\$ (4,332)
Special	5,425,328	617,295	4,961,793	787,622
Vocational	251,163	530	-	-
Adult/continuing	21,426	(5,985)	18,193	(6)
Support services:				
Pupil	1,100,828	1,081,795	1,138,465	1,037,661
Instructional staff	8,806,762	(300,036)	9,202,149	1,359,981
Board of education	37,517	37,517	43,527	43,527
Administration	3,334,815	347,085	3,541,248	775,158
Fiscal	582,281	258,213	652,386	521,321
Business	945,102	945,102	914,959	914,959
Operations and maintenance	122,739	118,739	115,392	91,458
Pupil transportation	4,186	4,186	6,597	6,597
Central	240,789	41,652	245,205	16,693
Extracurricular activities	1,990	1,990	-	-
Food service operations	3,185	(13,141)	34,866	(4,680)
Total	<u>\$ 21,584,992</u>	<u>\$ 3,093,270</u>	<u>\$ 20,965,067</u>	<u>\$ 5,545,959</u>

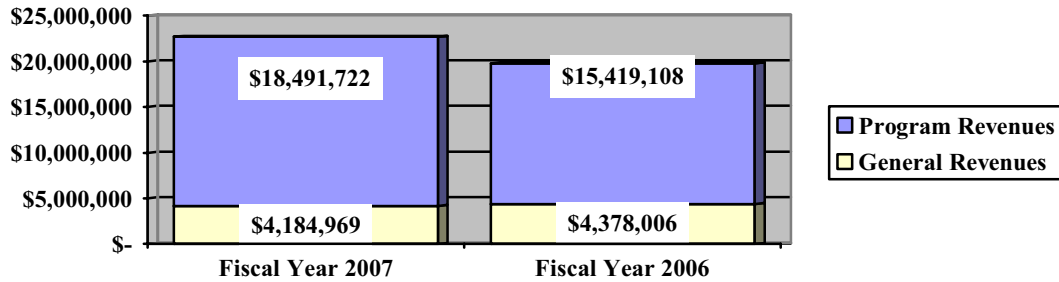
For all governmental activities, program revenue support is 85.67%. The primary support of the ESC is contracted fees for services provided to other districts.

**STARK COUNTY EDUCATIONAL SERVICE CENTER
STARK COUNTY, OHIO**

MANAGEMENT'S DISCUSSION AND ANALYSIS
FOR THE FISCAL YEAR ENDED JUNE 30, 2007
(UNAUDITED)

The graph below presents the ESC's governmental activities revenue for fiscal years 2007 and 2006.

Governmental Activities - General and Program Revenues



The ESC's Funds

The ESC's governmental funds (as presented on page 15) reported a combined fund balance of \$1,378,486, which is higher than last year's deficit of \$765,544. The schedule below indicates the fund balance and the total change in fund balance as of June 30, 2007 and 2006.

	Fund Balance June 30, 2007	Fund (Deficit) June 30, 2006	Increase
General	\$ 300,664	\$ (638,668)	\$ 939,332
Teacher Development	860,092	-	860,092
Other Governmental	<u>217,730</u>	<u>(126,876)</u>	<u>344,606</u>
Total	<u>\$ 1,378,486</u>	<u>\$ (765,544)</u>	<u>\$ 2,144,030</u>

General Fund

The ESC's general fund balance increased \$939,332. The fund balance in the general fund increased primarily due the decrease in support services expenditures. The increase in interest rates was due to increasing interest rates on investments along with a slight increase in the cash balance of the general fund. The table that follows assists in illustrating the financial activities and fund balance of the general fund.

**STARK COUNTY EDUCATIONAL SERVICE CENTER
STARK COUNTY, OHIO**

MANAGEMENT'S DISCUSSION AND ANALYSIS
FOR THE FISCAL YEAR ENDED JUNE 30, 2007
(UNAUDITED)

	<u>2007</u> <u>Amount</u>	<u>2006</u> <u>Amount</u>	<u>Percentage</u> <u>Change</u>
<u>Revenues</u>			
Tuition	\$ 5,826,912	\$ 4,718,872	23.48 %
Services provided to other entities	6,651,831	5,883,501	13.06 %
Earnings on investments	235,962	89,375	164.01 %
Intergovernmental	3,574,348	4,164,291	(14.17) %
Other revenues	<u>377,292</u>	<u>364,027</u>	3.64 %
Total	<u>\$ 16,666,345</u>	<u>\$ 15,220,066</u>	9.50 %
<u>Expenditures</u>			
Instruction	\$ 5,381,407	\$ 4,655,287	15.60 %
Support services	10,343,616	11,275,734	(8.27) %
Extracurricular activities	1,990	-	100.00 %
Facilities acquisition and construction	<u>-</u>	<u>820</u>	(100.00) %
Total	<u>\$ 15,727,013</u>	<u>\$ 15,931,841</u>	(1.29) %

Teacher Development Fund

The ESC's teacher development fund balance was a new fund created during fiscal year 2007. The table that follows assists in illustrating the financial activities and fund balance of the teacher development fund.

	<u>2007</u> <u>Amount</u>
<u>Revenues</u>	
Intergovernmental	<u>\$ 1,794,116</u>
Total	<u>\$ 1,794,116</u>
<u>Expenditures</u>	
Support services	<u>\$ 934,024</u>
Total	<u>\$ 934,024</u>

**STARK COUNTY EDUCATIONAL SERVICE CENTER
STARK COUNTY, OHIO**

MANAGEMENT'S DISCUSSION AND ANALYSIS
FOR THE FISCAL YEAR ENDED JUNE 30, 2007
(UNAUDITED)

Capital Assets

At the end of fiscal 2007, the ESC had \$1,727,114 invested in land, land improvements, buildings and improvements, furniture and equipment, and vehicles. This entire amount is reported in governmental activities. The following table shows fiscal 2007 balances compared to 2006.

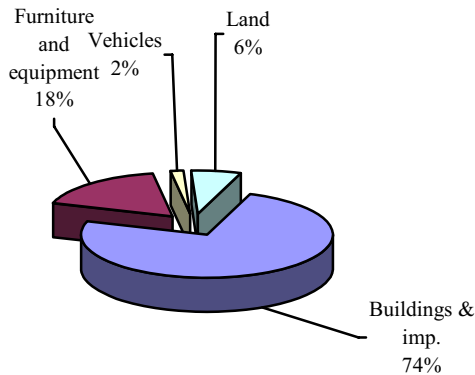
**Capital Assets at June 30
(Net of Depreciation)**

	Governmental Activities	
	2007	2006
Land	\$ 111,059	\$ 111,059
Buildings and improvements	1,284,038	1,319,613
Furniture and equipment	305,164	319,591
Vehicles	26,853	9,699
Total	<u>\$1,727,114</u>	<u>\$ 1,759,962</u>

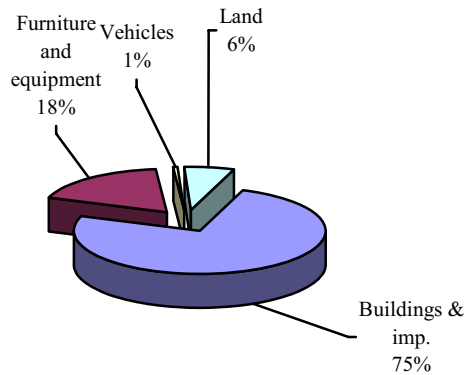
Total additions to capital assets for 2007 were \$119,629. A total of \$152,477 in depreciation expense was recognized for fiscal 2007.

The graphs below present the ESC's capital assets for fiscal 2007 and fiscal 2006. See Note 7 to the basic financial statements for additional information on the ESC's capital assets.

**Capital Assets - Governmental Activities
2007**



**Capital Assets - Governmental Activities
2006**



**STARK COUNTY EDUCATIONAL SERVICE CENTER
STARK COUNTY, OHIO**

MANAGEMENT'S DISCUSSION AND ANALYSIS
FOR THE FISCAL YEAR ENDED JUNE 30, 2007
(UNAUDITED)

Current Financial Related Activities

The ESC is financially solvent. As the preceding information shows, the ESC relies heavily on contracts with local, city, and JVS school districts in Stark County, as well as state foundation revenue and grants. The need for additional services from local and city school districts, along with the ESC's cash balance, will provide the ESC with the necessary funds to meet its operating expenses in fiscal year 2008. However, the future financial stability of the ESC is not without concerns.

Currently, the legislation regarding Ohio's Regional Education Delivery System and the implementation of that system by the Ohio Department of Education is in an ongoing process. This system will directly impact the Education Service Centers in Ohio and the method used to fund them. The Ohio Department of Education will submit a recommendation to the state legislatures.

Declining enrollment in Stark County remains a concern of the ESC. State funding is based on average daily membership of Stark County school districts. Continued decline in enrollment will have a direct impact on state revenues received by Stark County school districts and the amount of services they will need from the ESC.

Each year, additional services are needed by Stark County school districts. Therefore, the ESC is constantly reviewing their program activity to provide services while maintaining a financially solvent operation.

The ESC's systems of internal control and procedures are reviewed throughout the year to insure a cost efficient operation.

Contacting the ESC's Financial Management

This financial report is designed to provide the citizen's supported by the districts, and investors and creditors with a general overview of the ESC's finances and to show the ESC's accountability for the money it receives. If you have questions about this report or need additional financial information contact Mr. Jeff Bartholomew, Treasurer, Stark County ESC, 2100 38th Street N.W., Canton, Ohio 44709-2300 or by calling (330) 492-8136.

**STARK COUNTY EDUCATIONAL SERVICE CENTER
STARK COUNTY, OHIO**

STATEMENT OF NET ASSETS
JUNE 30, 2007

	<u>Governmental Activities</u>
Assets:	
Equity in pooled cash and investments.	\$ 1,724,690
Receivables:	
Intergovernmental	2,901,593
Accrued interest	34,583
Loans	77,993
Prepayments	5,929
Capital assets:	
Land	111,059
Depreciable capital assets, net	1,616,055
Total capital assets, net	<u>1,727,114</u>
Total assets.	<u>6,471,902</u>
Liabilities:	
Accounts payable.	135,749
Accrued wages and benefits	1,697,958
Pension obligation payable.	279,675
Intergovernmental payable	156,590
Long-term liabilities:	
Due within one year.	51,449
Due in more than one year	548,107
Total liabilities	<u>2,869,528</u>
Net Assets:	
Invested in capital assets.	1,727,114
Restricted for:	
Capital projects	10,795
State funded programs.	1,115,451
Federally funded programs	5,895
Unrestricted	<u>743,119</u>
Total net assets	<u>\$ 3,602,374</u>

SEE ACCOMPANYING NOTES TO THE BASIC FINANCIAL STATEMENTS

**STARK COUNTY EDUCATIONAL SERVICE CENTER
STARK COUNTY, OHIO**

STATEMENT OF ACTIVITIES
FOR THE FISCAL YEAR ENDED JUNE 30, 2007

	<u>Expenses</u>	<u>Program Revenues</u>		<u>Net (Expense) Revenue and Changes in Net Assets</u>
		<u>Charges for Services and Sales</u>	<u>Operating Grants and Contributions</u>	<u>Governmental Activities</u>
Governmental activities:				
Instruction:				
Regular	\$ 706,881	\$ -	\$ 748,553	\$ 41,672
Special	5,425,328	4,720,763	87,270	(617,295)
Vocational	251,163	-	250,633	(530)
Adult/continuing	21,426	-	27,411	5,985
Support services:				
Pupil	1,100,828	-	19,033	(1,081,795)
Instructional staff	8,806,762	4,188,693	4,918,105	300,036
Board of education	37,517	-	-	(37,517)
Administration	3,334,815	2,418,653	569,077	(347,085)
Fiscal	582,281	-	324,068	(258,213)
Business	945,102	-	-	(945,102)
Operations and maintenance	122,739	4,000	-	(118,739)
Pupil transportation	4,186	-	-	(4,186)
Central	240,789	199,137	-	(41,652)
Extracurricular activities	1,990	-	-	(1,990)
Food service operations	3,185	16,326	-	13,141
Total governmental activities	<u>\$ 21,584,992</u>	<u>\$ 11,547,572</u>	<u>\$ 6,944,150</u>	<u>(3,093,270)</u>
General Revenues:				
				3,574,348
Grants and entitlements not restricted to specific programs				237,329
Investment earnings				373,292
Miscellaneous				<u>4,184,969</u>
Total general revenues				
Change in net assets				1,091,699
Net assets at beginning of year				<u>2,510,675</u>
Net assets at end of year				<u><u>\$ 3,602,374</u></u>

SEE ACCOMPANYING NOTES TO THE BASIC FINANCIAL STATEMENTS

**STARK COUNTY EDUCATIONAL SERVICE CENTER
STARK COUNTY, OHIO**

BALANCE SHEET
GOVERNMENTAL FUNDS
JUNE 30, 2007

	<u>General</u>	<u>Teacher Development</u>	<u>Other Governmental Funds</u>	<u>Total Governmental Funds</u>
Assets:				
Equity in pooled cash and investments	\$ 1,242,428	\$ 81,158	\$ 401,104	\$ 1,724,690
Receivables:				
Intergovernmental	1,985,678	794,817	121,098	2,901,593
Accrued interest	34,583	-	-	34,583
Loans	77,993	-	-	77,993
Interfund loan receivable	50,606	-	-	50,606
Prepayments	5,929	-	-	5,929
Total assets	<u>\$ 3,397,217</u>	<u>\$ 875,975</u>	<u>\$ 522,202</u>	<u>\$ 4,795,394</u>
Liabilities:				
Accounts payable	\$ 28,062	\$ 15,883	\$ 91,804	\$ 135,749
Accrued wages and benefits	1,650,507	-	47,451	1,697,958
Pension obligation payable	264,997	-	14,678	279,675
Intergovernmental payable	56,657	-	99,933	156,590
Interfund loan payable	-	-	50,606	50,606
Deferred revenue	1,096,330	-	-	1,096,330
Total liabilities	<u>3,096,553</u>	<u>15,883</u>	<u>304,472</u>	<u>3,416,908</u>
Fund Balances:				
Reserved for encumbrances	395,639	858,088	692,724	1,946,451
Reserved for prepayments	5,929	-	-	5,929
Unreserved, undesignated (deficit), reported in:				
General fund	(100,904)	-	-	(100,904)
Special revenue funds	-	2,004	(474,994)	(472,990)
Total fund balances	<u>300,664</u>	<u>860,092</u>	<u>217,730</u>	<u>1,378,486</u>
Total liabilities and fund balances	<u>\$ 3,397,217</u>	<u>\$ 875,975</u>	<u>\$ 522,202</u>	<u>\$ 4,795,394</u>

SEE ACCOMPANYING NOTES TO THE BASIC FINANCIAL STATEMENTS

**STARK COUNTY EDUCATIONAL SERVICE CENTER
STARK COUNTY, OHIO**

RECONCILIATION OF TOTAL GOVERNMENTAL FUND BALANCES TO
NET ASSETS OF GOVERNMENTAL ACTIVITIES
JUNE 30, 2007

Total governmental fund balances		\$	1,378,486
<i>Amounts reported for governmental activities in the statement of net assets are different because:</i>			
Capital assets used in governmental activities are not financial resources and therefore are not reported in the funds.			1,727,114
Other long-term assets are not available to pay for current-period expenditures and therefore are deferred in the funds.			
Tuition from other districts	\$	1,078,899	
Accrued interest		<u>17,431</u>	
Total			1,096,330
Long-term liabilities, including compensated absences are not due and payable in the current period and therefore are not reported in the funds.			
Compensated absences		<u>(599,556)</u>	
Total			<u>(599,556)</u>
Net assets of governmental activities		<u>\$</u>	<u>3,602,374</u>

SEE ACCOMPANYING NOTES TO THE BASIC FINANCIAL STATEMENTS

**STARK COUNTY EDUCATIONAL SERVICE CENTER
STARK COUNTY, OHIO**

STATEMENT OF REVENUES, EXPENDITURES AND CHANGES IN FUND BALANCES
GOVERNMENTAL FUNDS
FOR THE FISCAL YEAR ENDED JUNE 30, 2007

	<u>General</u>	<u>Teacher Development</u>	<u>Other Governmental Funds</u>	<u>Total Governmental Funds</u>
Revenues:				
From local sources:				
Tuition	\$ 5,826,912	\$ -	\$ -	\$ 5,826,912
Contributions from private sources	7,641	-	-	7,641
Earnings on investments.	235,962	-	-	235,962
Charges for self-insurance.	215,717	-	-	215,717
Charges for services	-	-	16,326	16,326
Services provided to other entities.	6,651,831	-	-	6,651,831
Other local revenues.	153,934	-	1,500	155,434
Intergovernmental - Intermediate	104,113	-	97,734	201,847
Intergovernmental - State	3,421,422	1,794,116	1,901,209	7,116,747
Intergovernmental - Federal.	48,813	-	3,149,591	3,198,404
Total revenue	<u>16,666,345</u>	<u>1,794,116</u>	<u>5,166,360</u>	<u>23,626,821</u>
Expenditures:				
Current:				
Instruction:				
Regular	-	-	706,881	706,881
Special.	5,381,407	-	85,949	5,467,356
Adult/continuing	-	-	251,163	251,163
Other	-	-	21,426	21,426
Support Services:				
Pupil.	1,071,846	-	18,887	1,090,733
Instructional staff	4,783,453	806,259	3,145,244	8,734,956
Board of education	37,517	-	-	37,517
Administration.	2,757,136	-	518,414	3,275,550
Fiscal	404,601	127,765	70,605	602,971
Business	934,980	-	-	934,980
Operations and maintenance.	122,739	-	-	122,739
Pupil transportation	4,186	-	-	4,186
Central.	227,158	-	-	227,158
Food service operations	-	-	3,185	3,185
Extracurricular activities.	1,990	-	-	1,990
Total expenditures	<u>15,727,013</u>	<u>934,024</u>	<u>4,821,754</u>	<u>21,482,791</u>
Net change in fund balances	939,332	860,092	344,606	2,144,030
Fund (deficits) at beginning of year	<u>(638,668)</u>	<u>-</u>	<u>(126,876)</u>	<u>(765,544)</u>
Fund balances at end of year	<u>\$ 300,664</u>	<u>\$ 860,092</u>	<u>\$ 217,730</u>	<u>\$ 1,378,486</u>

SEE ACCOMPANYING NOTES TO THE BASIC FINANCIAL STATEMENTS

**STARK COUNTY EDUCATIONAL SERVICE CENTER
STARK COUNTY, OHIO**

RECONCILIATION OF THE STATEMENT OF REVENUES, EXPENDITURES
AND CHANGES IN FUND BALANCES OF GOVERNMENTAL FUNDS
TO THE STATEMENT OF ACTIVITIES
FOR THE FISCAL YEAR ENDED JUNE 30, 2007

Net change in fund balances - total governmental funds \$ 2,144,030

*Amounts reported for governmental activities in the
statement of activities are different because:*

Governmental funds report capital outlays as expenditures.
However, in the statement of activities, the cost of those assets
is allocated over their estimated useful lives as depreciation
expense. This is the amount by which depreciation expense
exceeds capital outlays in the current period.

Capital asset additions	119,629	
Current year depreciation	(152,477)	
Total		(32,848)

Revenues in the statement of activities that do not provide
current financial resources are not reported as revenues in
the funds.

Tuition revenue	(951,497)	
Earnings on investments	1,367	
Total		(950,130)

Some expenses reported in the statement of activities,
such as compensated absences do not require the
use of current financial resources and therefore are
not reported as expenditures in governmental funds.

(69,353)

Change in net assets of governmental activities \$ 1,091,699

SEE ACCOMPANYING NOTES TO THE BASIC FINANCIAL STATEMENTS

**STARK COUNTY EDUCATIONAL SERVICE CENTER
STARK COUNTY, OHIO**

STATEMENT OF FIDUCIARY NET ASSETS
FIDUCIARY FUNDS
JUNE 30, 2007

	Investment Trust	Agency
Assets:		
Equity in pooled cash and investments.	\$ 34,043,898	\$ 2,266,492
Receivables:		
Intergovernmental	-	84,764
Accrued interest	333,686	-
	34,377,584	-
Total assets	34,377,584	\$ 2,351,256
Liabilities:		
Accounts payable.	-	\$ 200,420
Accrued wages and benefits.	-	164,805
Intergovernmental payable	-	1,864,781
Pension obligation payable	-	33,718
Loans payable	-	77,993
Due to students	-	9,539
	-	9,539
Total liabilities	-	\$ 2,351,256
Net Assets:		
Net assets available for pool participants	34,377,584	
Total net assets	\$ 34,377,584	

SEE ACCOMPANYING NOTES TO THE BASIC FINANCIAL STATEMENTS

**STARK COUNTY EDUCATIONAL SERVICE CENTER
STARK COUNTY, OHIO**

STATEMENT OF CHANGES IN FIDUCIARY NET ASSETS
INVESTMENT TRUST FUND
FOR THE FISCAL YEAR ENDED JUNE 30, 2007

	<u>Investment Trust</u>
Additions:	
Capital transactions	\$ 11,262,791
Interest	<u>1,741,222</u>
Total additions	<u>13,004,013</u>
Deductions:	
Distributions to participants	<u>1,245,278</u>
Total deductions	<u>1,245,278</u>
Change in net assets	11,758,735
Net assets at beginning of year.	<u>22,618,849</u>
Net assets at end of year	<u><u>\$ 34,377,584</u></u>

SEE ACCOMPANYING NOTES TO THE BASIC FINANCIAL STATEMENTS

**STARK COUNTY EDUCATIONAL SERVICE CENTER
STARK COUNTY, OHIO**

NOTES TO THE BASIC FINANCIAL STATEMENTS
FOR THE FISCAL YEAR ENDED JUNE 30, 2007

NOTE 1 - DESCRIPTION OF THE ESC

The Stark County Educational Service Center (the "ESC") is a body politic and corporate established for the purpose of exercising the rights and privileges conveyed it by the constitution and laws of the State of Ohio. The Educational Service Center is a County Board of Education as defined by Section 3313.01 of the Ohio Revised Code. The Educational Service Center supplies supervisory, administrative and other needed services to participating school districts.

The Governing Board consists of 5 members elected by the voters of the County. This Board acts as the authorizing body for expenditures, policy and procedures, and approves all financial activities. The ESC is staffed by 125 non-certificated employees and 103 certificated employees to provide services to students throughout the County.

NOTE 2 - SUMMARY OF SIGNIFICANT ACCOUNTING POLICIES

The basic financial statements of the ESC have been prepared in conformity with accounting principles generally accepted in the United States of America (GAAP) as applied to governmental units. The Governmental Accounting Standards Board (GASB) is the accepted standard-setting body for establishing governmental accounting and financial reporting principles. The ESC also applies Financial Accounting Standards Board (FASB) Statements and Interpretations issued on or before November 30, 1989, to its governmental activities provided they do not conflict with or contradict GASB pronouncements. The ESC's significant accounting policies are described below.

A. Reporting Entity

The reporting entity has been defined in accordance with GASB Statement No. 14, "The Financial Reporting Entity" as amended by GASB Statement No. 39, "Determining Whether Certain Organizations Are Component Units". The reporting entity is composed of the primary government, component units and other organizations that are included to ensure that the basic financial statements of the ESC are not misleading. The primary government consists of all funds, departments, boards and agencies that are not legally separate from the ESC. For the ESC, this includes general operations and student related activities of the ESC.

Component units are legally separate organizations for which the ESC is financially accountable. The ESC is financially accountable for an organization if the ESC appoints a voting majority of the organization's governing board and (1) the ESC is able to significantly influence the programs or services performed or provided by the organization; or (2) the ESC is legally entitled to or can otherwise have access to organization's resources; or (3) the ESC is legally obligated or has otherwise assumed the responsibility to finance the deficits of, or provide financial support to, the organization; or (4) the ESC is obligated for the debt of the organization. Component units may also include organizations that are fiscally dependent on the ESC in that the ESC approves the budget, the issuance of debt or the levying of taxes. Based upon the application of these criteria, the ESC has no component units. The basic financial statements of the reporting entity include only those of the ESC (the primary government). The following organizations are described due to their relationship to the ESC:

**STARK COUNTY EDUCATIONAL SERVICE CENTER
STARK COUNTY, OHIO**

NOTES TO THE BASIC FINANCIAL STATEMENTS
FOR THE FISCAL YEAR ENDED JUNE 30, 2007

NOTE 2 - SUMMARY OF SIGNIFICANT ACCOUNTING POLICIES - (Continued)

JOINTLY GOVERNED ORGANIZATIONS

Stark-Portage Area Computer Consortium ("SPARCC") - SPARCC is a jointly governed organization which provides computer services to the school districts within the boundaries of Stark and Portage Counties. Each District's superintendent serves as a representative on the Board, which consists of approximately 31 member districts. However, SPARCC is primarily governed by a five-member executive board, which is made up of two representatives from Stark County, two from Portage County, and a Treasurer. The Board meets monthly to address any current issues.

Stark County Schools Council of Governments ("COG") - The COG is a group purchasing pool. The COG is governed by an Assembly which consists of one representative from each participating school district (usually the superintendent or designee). The Assembly elects officers for one year terms to serve as the Board of Directors. The Assembly exercises control over the operation of the COG. All COG revenues are generated from charges for services.

In the case of SPARCC and the COG, the ESC serves as fiscal agent and custodian but is not accountable; therefore the operations of SPARCC and the COG have been excluded from the ESC's financial statements but the funds held on behalf of SPARCC are included as an agency fund and the funds held on behalf of the COG are included as an investment trust fund.

PUBLIC ENTITY RISK POOLS

Stark County School Council of Governments Health Benefit Plan

The Stark County School Council of Governments Health Benefit Plan is a shared risk pool created pursuant to State statute for the purpose of administering health care benefits. The Health Benefits Plan is provided through the COG. The COG is governed by an assembly which consists of one representative from each participating school district (usually the superintendent or designee). The assembly elects officers for one year terms to serve on the Board of Directors. The assembly exercises control over the operation of the council. All Health Benefits Plan revenues are generated from charges for services received from the participating school districts, based on the established premiums for the insurance plans. Each school district reserves the right to terminate the plan in whole or in part, at any time. If it is terminated, no further contributions will be made, but the benefits under the insurance contract shall be paid in accordance with the terms of the contract.

Stark County Schools Council of Governments Workers' Compensation Group Rating Plan

The Stark County Schools Council of Governments Workers' Compensation Group Rating Plan has created a group insurance pool for the purpose of creating a group rating plan for workers' compensation. The governing body is comprised of the superintendents and the members who have been appointed by the respective governing body of each member.

The intent of the pool is to achieve a reduced rate for the ESC and the other group members. The injury claim history of all participating members is used to calculate a common rate for the group. An annual fee is paid to Comp Management, Inc. to administer the group and to manage any injury claims. Premium savings created by the group are prorated to each member entity annually based on its payroll percent of the group.

**STARK COUNTY EDUCATIONAL SERVICE CENTER
STARK COUNTY, OHIO**

NOTES TO THE BASIC FINANCIAL STATEMENTS
FOR THE FISCAL YEAR ENDED JUNE 30, 2007

NOTE 2 - SUMMARY OF SIGNIFICANT ACCOUNTING POLICIES - (Continued)

B. Fund Accounting

The ESC uses funds to maintain its financial records during the year. A fund is defined as a fiscal and accounting entity with a self balancing set of accounts. There are three categories of funds: governmental, proprietary and fiduciary.

GOVERNMENTAL FUNDS

Governmental funds are those through which most governmental functions typically are financed. Governmental fund reporting focuses on the sources, uses and balances of current financial resources. Expendable assets are assigned to the various governmental funds according to the purposes for which they may or must be used. Current liabilities are assigned to the fund from which they will be paid. The difference between governmental fund assets and liabilities is reported as fund balance. The following are the ESC's major governmental funds:

General Fund - The general fund is used to account for all financial resources except those required to be accounted for in another fund. The general fund balance is available for any purpose provided it is expended or transferred according to the general laws of Ohio.

Teacher Development Fund - The teacher development grant fund is used to account for receipts and expenditures necessary for providing assistance for the development of in-service program.

The other governmental funds of the ESC account for grants and other resources whose use is restricted to a particular purpose.

PROPRIETARY FUNDS

Proprietary funds are used to account for the ESC's ongoing activities which are similar to those often found in the private sector. The ESC has no proprietary funds.

FIDUCIARY FUNDS

Fiduciary fund reporting focuses on net assets and changes in net assets. The fiduciary fund category is split into four classifications: pension trust funds, investment trust funds, private-purpose trust funds and agency funds. Trust funds are used to account for assets held by the ESC under a trust agreement for individuals, private organizations, or other governments and are therefore not available to support the ESC's own programs. The ESC's only trust fund is an investment trust fund which accounts for monies held by the ESC as fiscal agent for the COG. Agency funds are custodial in nature (assets equal liabilities) and do not involve measurement of results of operations. The ESC's agency funds account for various resources held for other organizations and individuals.

C. Basis of Presentation and Measurement Focus

Government-wide Financial Statements - The statement of net assets and the statement of activities display information about the ESC as a whole. These statements include the financial activities of the primary government, except for fiduciary funds.

**STARK COUNTY EDUCATIONAL SERVICE CENTER
STARK COUNTY, OHIO**

NOTES TO THE BASIC FINANCIAL STATEMENTS
FOR THE FISCAL YEAR ENDED JUNE 30, 2007

NOTE 2 - SUMMARY OF SIGNIFICANT ACCOUNTING POLICIES - (Continued)

The government-wide statement of activities presents a comparison between direct expenses and program revenues for each function or program of the governmental activities of the ESC. Direct expenses are those that are specifically associated with a service, program or department and therefore clearly identifiable to a particular function. Program revenues include amounts paid by the recipient of goods or services offered by the program and grants and contributions that are restricted to meeting the operational or capital requirements of a particular program. Revenues not classified as program revenues are presented as general revenues of the ESC.

The government-wide financial statements are prepared using the economic resources measurement focus. All assets and all liabilities associated with the operation of the ESC are included on the statement of net assets.

Fund Financial Statements - Fund financial statements report detailed information about the ESC. The focus of governmental fund financial statements is on major funds rather than reporting funds by type. Each major fund is presented in a separate column, and all nonmajor funds are aggregated into one column. Fiduciary funds are reported by fund type.

All governmental funds are accounted for using a flow of current financial resources measurement focus. With this measurement focus, only current assets and current liabilities generally are included on the balance sheet. The statement of revenues, expenditures and changes in fund balances reports on the sources (i.e., revenues and other financing sources) and uses (i.e., expenditures and other financing uses) of current financial resources. This approach differs from the manner in which the governmental activities of the government-wide financial statements are prepared. Governmental fund financial statements therefore include reconciliations with brief explanations to better identify the relationship between the government-wide statements and the statements for governmental funds.

The investment trust fund is accounted for on a flow of economic resources measurement focus. With this measurement focus, all assets and all liabilities associated with the operation of this fund are included on the statement of fiduciary net assets. The statement of changes in fiduciary net assets presents increase (i.e., revenues) and decreases (i.e., expenses) in net total assets.

D. Basis of Accounting

Basis of accounting determines when transactions are recorded in the financial records and reported on the financial statements. Government-wide financial statements are prepared using the accrual basis of accounting. Governmental funds use the modified accrual basis of accounting. Fiduciary funds also use the accrual basis of accounting.

Revenues - Exchange and Nonexchange Transactions - Revenue resulting from exchange transactions, in which each party gives and receives essentially equal value, is recorded on the accrual basis when the exchange takes place. On a modified accrual basis, revenue is recorded in the fiscal year in which the resources are measurable and become available. Available means that the resources will be collected within the current fiscal year or are expected to be collected soon enough thereafter to be used to pay liabilities of the current fiscal year. For the ESC, available means expected to be received within sixty days of fiscal year-end.

Nonexchange transactions, in which the ESC receives value without directly giving equal value in return, include grants, entitlements and donations.

**STARK COUNTY EDUCATIONAL SERVICE CENTER
STARK COUNTY, OHIO**

NOTES TO THE BASIC FINANCIAL STATEMENTS
FOR THE FISCAL YEAR ENDED JUNE 30, 2007

NOTE 2 - SUMMARY OF SIGNIFICANT ACCOUNTING POLICIES - (Continued)

Revenue from grants, entitlements and donations is recognized in the fiscal year in which all eligibility requirements have been satisfied. Eligibility requirements include timing requirements, which specify the year when the resources are required to be used or the fiscal year when use is first permitted, matching requirements, in which the ESC must provide local resources to be used for a specified purpose, and expenditure requirements, in which the resources are provided to the ESC on a reimbursement basis. On a modified accrual basis, revenue from nonexchange transactions must also be available before it can be recognized.

Under the modified accrual basis, the following revenue sources are considered to be both measurable and available at fiscal year-end: tuition, grants, accrued interest, and contract services.

Unearned Revenue and Deferred Revenue - Unearned revenue and deferred revenue arise when assets are recognized before revenue recognition criteria have been satisfied.

Revenues received in advance of the fiscal year for which they are intended to finance have been recorded as unearned revenue. Grants and entitlements received before the eligibility requirements are met are recorded as deferred revenue.

On governmental fund financial statements, receivables that will not be collected within the available period have been reported as deferred revenue.

Expenses/Expenditures - On the accrual basis of accounting, expenses are recognized at the time they are incurred.

The measurement focus of governmental fund accounting is on decreases in net financial resources (expenditures) rather than expenses. Expenditures are generally recognized in the accounting period in which the related fund liability is incurred, if measurable. Allocation of cost, such as depreciation and amortization, are not recognized in governmental funds.

E. Budgets

Although not legally required, the ESC adopts its budget for all funds. The budget includes the estimated resources and expenditures for each fund and consists of three parts; Part (A) includes entitlement funding from the State, Part (B) includes the cost of all other lawful expenditures of the ESC (which are apportioned by the State Department of Education to each local board of education under the supervision of the Center), and Part (C) includes the adopted appropriation resolution.

In fiscal year 2004, the ESC requirement to file budgetary information with the Ohio Department of Education was eliminated. Even though the budgetary process for the ESC was discretionary, the ESC continued to have its Board approve appropriations and estimated resources. The ESC's Board adopts an annual appropriation resolution, which is the Board's, authorization to spend resources and sets annual limits on expenditures plus encumbrances at the level of control selected by the Board. The level of control has been established by the Board at the fund level for all funds. Budgetary information for the general fund and teacher development fund have been presented as supplemental information to the basic financial statements.

**STARK COUNTY EDUCATIONAL SERVICE CENTER
STARK COUNTY, OHIO**

NOTES TO THE BASIC FINANCIAL STATEMENTS
FOR THE FISCAL YEAR ENDED JUNE 30, 2007

NOTE 2 - SUMMARY OF SIGNIFICANT ACCOUNTING POLICIES - (Continued)

F. Cash and Investments

To improve cash management, cash received by the ESC is pooled in a central bank account. Monies for all funds, including fiduciary funds, are maintained in this pool. Individual fund integrity is maintained through the ESC's records. Each fund's interest in the pool is presented as "Equity in Pooled Cash and Investments" on the basic financial statements.

During fiscal year 2007, investments were limited to federal agency securities, repurchase agreements and U.S. government money market mutual funds. Nonparticipating investment contracts, such as repurchase agreements, are reported at cost.

Under existing Ohio statute all investment earnings are assigned to the general fund unless statutorily required to be credited to a specific fund. Interest revenue credited to the general fund during fiscal 2007 totaled \$235,962, which includes \$159,899 assigned from other ESC funds.

For presentation on the basic financial statements, investments of the cash management pool and investments with original maturities of three months or less at the time they are purchased by the ESC are considered to be cash equivalents. Investments with an initial maturity of more than three months are reported as investments.

An analysis of the ESC's investment account at year-end is provided in Note 4.

G. Capital Assets

General capital assets are those assets specifically related to governmental activities. These assets generally result from expenditures in the governmental funds. These assets are reported in the governmental activities column of the government-wide statement of net assets but are not reported in the fund financial statements.

All capital assets are capitalized at cost (or estimated historical cost) and updated for additions and retirements during the year. Donated capital assets are recorded at their fair market values as of the date received. The ESC maintains a capitalization threshold of \$2,000. The ESC does not possess any infrastructure. Improvements are capitalized; the costs of normal maintenance and repairs that do not add to the value of the asset or materially extend an asset's life are not.

All reported capital assets except land are depreciated. Improvements are depreciated over the remaining useful lives of the related capital assets. Depreciation is computed using the straight-line method over the following useful lives:

<u>Description</u>	<u>Governmental Activities Estimated Lives</u>
Land improvements	5 years
Building and improvements	50 years
Furniture and equipment	10 - 20 years
Vehicles	5 - 10 years

**STARK COUNTY EDUCATIONAL SERVICE CENTER
STARK COUNTY, OHIO**

NOTES TO THE BASIC FINANCIAL STATEMENTS
FOR THE FISCAL YEAR ENDED JUNE 30, 2007

NOTE 2 - SUMMARY OF SIGNIFICANT ACCOUNTING POLICIES - (Continued)

H. Compensated Absences

Compensated absences of the ESC consist of vacation leave and sick leave to the extent that payment to the employee for these absences are attributable to services already rendered and are not contingent on a specific event that is outside the control of the ESC and the employee.

In accordance with the provisions of GASB Statement No. 16, "Accounting for Compensated Absences", a liability for vacation leave is accrued if (a) the employees' rights to payment are attributable to services already rendered; and (b) it is probable that the employer will compensate the employees for the benefits through paid time off or other means, such as cash payment at termination or retirement. A liability for severance is accrued using the vesting method; i.e., the liability is based on the sick leave accumulated at the balance sheet date by those employees who are currently eligible to receive termination (severance) payments, as well as those employees expected to become eligible in the future. For purposes of establishing a liability for severance on employees expected to become eligible to retire in the future, all employees age 50 or greater with at least 10 years of service and for all employees with at least 20 years of service at any age were considered expected to become eligible to retire in accordance with GASB Statement No. 16.

The entire compensated absence liability is reported on the government-wide financial statements.

For governmental fund financial statements, compensated absences are recognized as liabilities and expenditures as payments come due each period upon the occurrence of employee resignations and retirements.

I. Accrued Liabilities and Long-Term Obligations

All payables, accrued liabilities and long-term obligations are reported in the government-wide financial statements, and all payables and accrued liabilities from the fiduciary funds are reported on the fiduciary fund statements.

In general, governmental fund payables and accrued liabilities that, once incurred, are paid in a timely manner and in full from current financial resources are reported as obligations of the funds. However, compensated absences, and contractually required pension contributions that will be paid from governmental funds are reported as a liability in the fund financial statements only to the extent that they are due for payment during the current year.

J. Fund Balance Reserves

The ESC reserves those portions of fund equity which are legally segregated for a specific future use or which do not represent available expendable resources and therefore are not available for appropriation or expenditure. Unreserved fund balance indicates that portion of fund equity which is available for appropriation in future periods. Fund equity reserves have been established for encumbrances and prepayments.

**STARK COUNTY EDUCATIONAL SERVICE CENTER
STARK COUNTY, OHIO**

NOTES TO THE BASIC FINANCIAL STATEMENTS
FOR THE FISCAL YEAR ENDED JUNE 30, 2007

NOTE 2 - SUMMARY OF SIGNIFICANT ACCOUNTING POLICIES - (Continued)

K. Net Assets

Net assets represent the difference between assets and liabilities. Net assets invested in capital assets consist of capital assets, net of accumulated depreciation. Net assets are reported as restricted when there are limitations imposed on their use either through the enabling legislation or through external restrictions imposed by creditors, grantors or laws or regulations of other governments.

The ESC applies restricted resources first when an expense is incurred for purposes for which both restricted and unrestricted net assets are available.

L. Prepayments

Certain payments to vendors reflect the costs applicable to future accounting periods and are recorded as prepaid items in both government-wide and fund financial statements. These items are reported as assets on the balance sheet using the consumption method. A current asset for the prepaid amounts is recorded at the time of the purchase and the expenditure/expense is reported in the year in which services are consumed.

M. Estimates

The preparation of the basic financial statements in conformity with GAAP requires management to make estimates and assumptions that affect the amounts reported in the basic financial statements and accompanying notes. Actual results may differ from those estimates.

N. Interfund Activity

Exchange transactions between funds are reported as revenues in the seller funds and as expenditures/expenses in the purchaser funds. Flows of cash or goods from one fund to another without a requirement for repayment are reported as interfund transfers. Repayments from funds responsible for particular expenditures/expenses to the funds that initially paid for them are not presented on the basic financial statements. Interfund activities between governmental funds are eliminated in the statement of activities.

O. Interfund Balances

On fund financial statements, receivables and payables resulting from short-term interfund loans are classified as "interfund loans receivables/payables". Receivables and payables resulting from loans from governmental funds to the agency fund are classified as "loans receivable/payable". These amounts are eliminated in the governmental activities columns of the statement of net assets.

P. Extraordinary and Special Items

Extraordinary items are transactions or events that are both unusual in nature and infrequent in occurrence. Special items are transactions or events that are within the control of the Board of Education and that are either unusual in nature or infrequent in occurrence. Neither type of transaction occurred during fiscal 2007.

**STARK COUNTY EDUCATIONAL SERVICE CENTER
STARK COUNTY, OHIO**

NOTES TO THE BASIC FINANCIAL STATEMENTS
FOR THE FISCAL YEAR ENDED JUNE 30, 2007

NOTE 3 - ACCOUNTABILITY AND COMPLIANCE

Fund balances at June 30, 2007 included the following individual fund deficits:

<u>Nonmajor Funds</u>	<u>Deficit</u>
EMIS	\$ 17
Public School Preschool	957
Title I	10,534
Other Grants	42,188
Miscellaneous Federal Grants	34,164
Limited English Proficiency	178
Preschool Grant	788

The general fund is liable for any deficits in these funds and provides transfers when cash is required, not when accruals occur. The deficit fund balances result from adjustments for accrued liabilities.

NOTE 4 - DEPOSITS AND INVESTMENTS

State statutes classify monies held by the ESC into three categories.

Active deposits are public deposits necessary to meet current demands on the treasury. Such monies must be maintained either as cash in the ESC treasury, in commercial accounts payable or withdrawable on demand, including negotiable order of withdrawal (NOW) accounts, or in money market deposit accounts.

Inactive deposits are public deposits that the Governing Board has identified as not required for use within the current five year period of designation of depositories. Inactive deposits must either be evidenced by certificates of deposit maturing not later than the end of the current period of designation of depositories, or by savings or deposit accounts including, but not limited to, passbook accounts.

Interim deposits are deposits of interim monies. Interim monies are those monies which are not needed for immediate use but which will be needed before the end of the current period of designation of depositories. Interim deposits must be evidenced by time certificates of deposit maturing not more than one year from the date of deposit or by savings or deposit accounts including passbook accounts.

Interim monies to be deposited or invested in the following securities:

1. United States Treasury Notes, Bills, Bonds, or any other obligation or security issued by the United States Treasury or any other obligation guaranteed as to principal and interest by the United States;
2. Bonds, notes, debentures, or any other obligations or securities issued by any federal government agency or instrumentality, including but not limited to, the Federal National Mortgage Association, Federal Home Loan Bank, Federal Farm Credit Bank, Federal Home Loan Mortgage Corporation, Government National Mortgage Association, and Student Loan Marketing Association. All federal agency securities shall be direct issuances of federal government agencies or instrumentalities;
3. Written repurchase agreements in the securities listed above provided that the market value of the securities subject to the repurchase agreement must exceed the principal value of the agreement by at least two percent and be marked to market daily, and that the term of the agreement must not exceed thirty days;
4. Bonds and other obligations of the State of Ohio;

**STARK COUNTY EDUCATIONAL SERVICE CENTER
STARK COUNTY, OHIO**

NOTES TO THE BASIC FINANCIAL STATEMENTS
FOR THE FISCAL YEAR ENDED JUNE 30, 2007

NOTE 4 - DEPOSITS AND INVESTMENTS - (Continued)

5. No-load money market mutual funds consisting exclusively of obligations described in items (1) and (2) above and repurchase agreements secured by such obligations, provided that investments in securities described in this division are made only through eligible institutions;
6. The State Treasurer's investment pool the State Treasury Asset Reserve of Ohio (STAR Ohio);
7. Certain banker's acceptance and commercial paper notes for a period not to exceed one hundred eighty days from the purchase date in an amount not to exceed twenty-five percent of the interim monies available for investment at any one time: and,
8. Under limited circumstances, corporate debt interests rated in either of the two highest classifications by at least two nationally recognized rating agencies.

Protection of ESC's deposits is provided by the Federal Deposit Insurance Corporation (FDIC), by eligible securities pledged by the financial institution as security for repayment, by surety company bonds deposited with the Treasurer by the financial institution or by a single collateral pool established by the financial institution to secure the repayment of all public monies deposited with the institution.

Investments in stripped principal or interest obligations, reverse repurchase agreements and derivatives are prohibited. The issuance of taxable notes for the purpose of arbitrage, the use of leverage and short selling are also prohibited. An investment must mature within five years from the date of purchase unless matched to a specific obligation or debt of the ESC, and must be purchased with the expectation that it will be held to maturity. Investments may only be made through specified dealers and institutions. Payment for investments may be made only upon delivery of the securities representing the investments to the Treasurer or, if the securities are not represented by a certificate, upon receipt of confirmation of transfer from the custodian.

A. Deposits with Financial Institutions

At June 30, 2007, the carrying amount of all ESC deposits was \$(4,308,844), exclusive of the \$23,075,000 repurchase agreement included in investments below. A liability was not recorded for the negative carrying amount of deposits because there was no actual overdraft, due to the "zero-balance" nature of the District's bank accounts. The negative carrying amount of deposits is primarily due to the sweeping of money into overnight repurchase agreements, which are reported as "investments". Based on the criteria described in GASB Statement No. 40, "Deposits and Investment Risk Disclosures", as of June 30, 2007, \$461,180 of the ESC's bank balance of \$561,180 was exposed to custodial risk as discussed below, while \$100,000 was covered by Federal Deposit Insurance Corporation.

Custodial credit risk is the risk that, in the event of bank failure, the ESC's deposits may not be returned. All deposits are collateralized with eligible securities in amounts equal to at least 105% of the carrying value of the deposits. Such collateral, as permitted by the Ohio Revised Code, is held in single financial institution collateral pools at Federal Reserve Banks, or at member banks of the federal reserve system, in the name of the respective depository bank and pledged as a pool of collateral against all of the public deposits it holds or as specific collateral held at the Federal Reserve Bank in the name of the ESC.

**STARK COUNTY EDUCATIONAL SERVICE CENTER
STARK COUNTY, OHIO**

NOTES TO THE BASIC FINANCIAL STATEMENTS
FOR THE FISCAL YEAR ENDED JUNE 30, 2007

NOTE 4 - DEPOSITS AND INVESTMENTS - (Continued)

B. Investments

As of June 30, 2007, the ESC had the following investments and maturities:

<u>Investment type</u>	<u>Fair Value</u>	<u>Investment Maturities</u>				
		<u>6 months or less</u>	<u>7 to 12 months</u>	<u>13 to 18 months</u>	<u>19 to 24 months</u>	<u>Greater than 24 months</u>
Repurchase Agreement	\$ 23,075,072	\$ 23,075,072	\$ -	\$ -	\$ -	\$ -
U.S. Government money market	93,292	93,292	-	-	-	-
FNMA	12,842,782	2,840,167	3,951,433	698,044	5,353,138	-
FHLB	5,931,570	-	-	2,970,008	2,463,750	497,812
FHLMC	494,500	494,500	-	-	-	-
	<u>\$ 42,437,216</u>	<u>\$ 26,503,031</u>	<u>\$ 3,951,433</u>	<u>\$ 3,668,052</u>	<u>\$ 7,816,888</u>	<u>\$ 497,812</u>

The weighted average maturity of investments is .52 years.

Interest Rate Risk: As a means of limiting its exposure to fair value losses arising from rising interest rates and according to state law, the ESC's investment policy limits investment portfolio maturities to five years or less.

Custodial Credit Risk: For an investment, custodial credit risk is the risk that, in the event of the failure of the counterparty, the ESC will not be able to recover the value of its investments or collateral securities that are in the possession of an outside party. The federal agency securities are exposed to custodial credit risk in that they are uninsured, unregistered and held by the counterparty's trust department or agent but not in the ESC's name. Of the ESC's investment in repurchase agreements, the entire balance is collateralized by underlying securities that are held by the investment's counterparty, not in the name of the ESC. Ohio law requires the market value of the securities subject to repurchase agreements must exceed the principal value of securities subject to a repurchase agreement by 2%. The ESC has no investment policy dealing with investment custodial risk beyond the requirement in State statute that prohibits payment for investments prior to the delivery of the securities representing such investments to the treasurer or qualified trustee.

Credit Risk: The ESC's investments in the federal agency securities, and the federal agency securities that underlie the ESC's repurchase agreement, along with the ESC's investments in U.S. Treasury securities, were rated AAA and Aaa by Standard & Poor's and Moody's Investor Services, respectively. Standard & Poor's has assigned the U.S. Government money market an AAAM money market rating.

Concentration of Credit Risk: The ESC places no limit on the amount that may be invested in any one issuer. The following table includes the percentage of each investment type held by the ESC at June 30, 2007:

<u>Investment type</u>	<u>Fair Value</u>	<u>% of Total</u>
Repurchase Agreement	\$ 23,075,072	54.37
U.S. Government money market	93,292	0.22
FNMA	12,842,782	30.26
FHLB	5,931,570	13.98
FHLMC	494,500	1.17
	<u>\$ 42,437,216</u>	<u>100.00</u>

**STARK COUNTY EDUCATIONAL SERVICE CENTER
STARK COUNTY, OHIO**

NOTES TO THE BASIC FINANCIAL STATEMENTS
FOR THE FISCAL YEAR ENDED JUNE 30, 2007

NOTE 4 - DEPOSITS AND INVESTMENTS - (Continued)

C. Reconciliation of Cash and Investments to the Statement of Net Assets

The following is a reconciliation of cash and investments as reported in the footnote above to cash and investments as reported on the financial statements as of June 30, 2007:

<u>Cash and investments per note</u>	
Carrying amount of deposits	\$ (4,402,136)
Investments	<u>42,437,216</u>
Total	<u>\$ 38,035,080</u>
 <u>Cash and investments per financial statements</u>	
Governmental activities	\$ 1,724,690
Investment trust fund	34,043,898
Agency funds	<u>2,266,492</u>
Total	<u>\$ 38,035,080</u>

NOTE 5 - INTERFUND TRANSACTIONS

Interfund Loans Receivable/Payable

Interfund balances at June 30, 2007 as reported on the fund statements, consist of the following individual interfund loans receivable and payable:

<u>Receivable Fund</u>	<u>Payable Fund</u>	<u>Amount</u>
General	Nonmajor governmental funds	<u>\$ 50,606</u>

The primary purpose of the interfund balances is to cover costs in specific funds where revenues were not received by June 30. These interfund balances will be repaid once the anticipated revenues are received. All interfund balances are expected to be repaid within one year.

Interfund loan balances between governmental funds are eliminated on the government-wide financial statements.

NOTE 6 - RECEIVABLES

Receivables at June 30, 2007 consisted of intergovernmental (billings to school districts for user charged services and tuition and grants), accrued interest and loans. All receivables are considered collectible in full. A summary of the principal items of receivables reported in the statement of net assets follows:

Governmental Activities:	
Intergovernmental	\$ 2,901,593
Accrued interest	34,583
Loans	77,993

Receivables have been disaggregated on the face of the basic financial statements. All receivables are expected to be collected in the subsequent year. See Note 16 for more detail on loans receivable.

**STARK COUNTY EDUCATIONAL SERVICE CENTER
STARK COUNTY, OHIO**

NOTES TO THE BASIC FINANCIAL STATEMENTS
FOR THE FISCAL YEAR ENDED JUNE 30, 2007

NOTE 7 - CAPITAL ASSETS

Capital asset activity for the fiscal year ended June 30, 2007, was as follows:

	<u>Balance 06/30/06</u>	<u>Additions</u>	<u>Deductions</u>	<u>Balance 06/30/07</u>
Governmental Activities:				
Land	\$ 111,059	\$ -	\$ -	\$ 111,059
Total capital assets, not being depreciated	<u>111,059</u>	<u>-</u>	<u>-</u>	<u>111,059</u>
<i>Capital assets, being depreciated:</i>				
Land improvements	76,515	-	-	76,515
Buildings and improvements	1,791,665	-	-	1,791,665
Furniture and equipment	1,161,917	95,164	(2,005)	1,255,076
Vehicles	98,893	24,465	-	123,358
Total capital assets, being depreciated	<u>3,128,990</u>	<u>119,629</u>	<u>(2,005)</u>	<u>3,246,614</u>
<i>Less: accumulated depreciation:</i>				
Land improvements	(76,515)	-	-	(76,515)
Buildings and improvements	(472,052)	(35,575)	-	(507,627)
Furniture and equipment	(842,326)	(109,591)	2,005	(949,912)
Vehicles	(89,194)	(7,311)	-	(96,505)
Total accumulated depreciation	<u>(1,480,087)</u>	<u>(152,477)</u>	<u>2,005</u>	<u>(1,630,559)</u>
Governmental activities capital assets, net	<u>\$ 1,759,962</u>	<u>\$ (32,848)</u>	<u>\$ -</u>	<u>\$ 1,727,114</u>

Depreciation expense was charged to governmental functions as follows:

<u>Instruction:</u>	
Special	\$ 19,964
<u>Support Services:</u>	
Instructional staff	94,326
Administration	11,648
Fiscal	3,612
Business	9,296
Central	13,631
Total depreciation expense	<u>\$ 152,477</u>

NOTE 8 - LONG-TERM OBLIGATIONS

During the fiscal year 2007, the following activity occurred in governmental activities long-term obligations:

	<u>Balance Outstanding 06/30/06</u>	<u>Additions</u>	<u>Reductions</u>	<u>Balance Outstanding 06/30/07</u>	<u>Amounts Due in One Year</u>
Compensated absences	\$ 563,180	\$ 94,271	\$ (57,895)	\$ 599,556	\$ 51,449

Compensated absences will be paid from the fund from which the employee's salaries are paid which, for the ESC, is primarily the general fund.

**STARK COUNTY EDUCATIONAL SERVICE CENTER
STARK COUNTY, OHIO**

NOTES TO THE BASIC FINANCIAL STATEMENTS
FOR THE FISCAL YEAR ENDED JUNE 30, 2007

NOTE 9 - RISK MANAGEMENT

A. Comprehensive

The ESC is exposed to various risks of loss related to torts; theft of, damage to, and destruction of assets; errors and omissions; injuries to employees; and natural disasters. The ESC has obtained risk management by traditional means of insuring through a commercial company. With the exception of a deductible, the risk of loss transfers entirely from the ESC to the commercial company. Settled claims resulting from these risks have not exceeded commercial insurance in any of the past three fiscal years.

B. Shared Risk Pool

The ESC is a participant in the Stark County Schools Council of Governments ("COG") for the purpose of obtaining benefits at a reduced premium for both health care and workers' compensation.

The ESC's insurance program for health care, through the COG, is administered by Mutual Health Services Company and Aultcare Corporation. Payments are made to the COG for monthly premiums, monthly stop-loss premiums and administrative charges. The ESC is fiscal agent for the COG. The Treasurer of the ESC pays Mutual Health Services Company and Aultcare Corporation monthly for all participating districts, the actual amount of claims processed, the stop-loss premium and the administrative charges.

C. Worker's Compensation

The ESC also participates in a program with the COG to obtain workers' compensation coverage. This program is administered by Comp Management, Inc. The experience rating of each of the participating districts is calculated as one experience rate and applied to all participants in the program. Premiums paid to the Ohio Bureau of Workers' Compensation are based on this calculation. Total savings are then determined and each participant's performance is compared to the overall savings percentage of the program. The districts will then either receive money back or be required to contribute additional money to the Program.

NOTE 10 - PENSION PLANS

A. School Employees Retirement System

The ESC contributes to the School Employees Retirement System (SERS), a cost-sharing multiple employer defined benefit pension plan. SERS provides retirement and disability benefits, annual cost-of-living adjustments, and death benefits to plan members and beneficiaries. Authority to establish and amend benefits is provided by Chapter 3309 of the Ohio Revised Code. SERS issues a publicly available, stand-alone financial report that includes financial statements and required supplementary information. That report may be obtained by writing to the School Employees Retirement System, 300 East Broad Street, Suite 100, Columbus, Ohio 43215-3746 or by calling (800) 878-5853. It is also posted on SERS' website, www.ohsers.org, under Forms and Publications.

**STARK COUNTY EDUCATIONAL SERVICE CENTER
STARK COUNTY, OHIO**

NOTES TO THE BASIC FINANCIAL STATEMENTS
FOR THE FISCAL YEAR ENDED JUNE 30, 2007

NOTE 10 - PENSION PLANS - (Continued)

Plan members are required to contribute 10 percent of their annual covered salary and the ESC is required to contribute at an actuarially determined rate. The current ESC rate is 14 percent of annual covered payroll. A portion of the ESC's contribution is used to fund pension obligations with the remainder being used to fund health care benefits. For fiscal year 2007, 10.68 percent of annual covered salary was the portion used to fund pension obligations. For fiscal year 2006, 10.58 percent of annual covered salary was the portion used to fund pension obligations. For fiscal year 2005, 10.57 percent of annual covered salary was the portion used to fund pension obligations. The contribution requirements of plan members and employers are established and may be amended, up to statutory maximum amounts, by the SERS' Retirement Board. The ESC's required contribution for pension obligations to SERS for fiscal years ended 2007, 2006, and 2005 were \$382,367, \$378,714, and \$354,487; 100 percent has been contributed for fiscal years 2007, 2006 and 2005.

B. State Teachers Retirement System

The ESC participates in the State Teachers Retirement System of Ohio (STRS Ohio), a cost-sharing, multiple-employer public employee retirement system. STRS Ohio provides retirement and disability benefits to members and death and survivor benefits to beneficiaries. STRS Ohio issues a stand-alone financial report that may be obtained by writing to STRS Ohio, 275 E. Broad St., Columbus, OH 43215-3371 or by calling (614) 227-4090, or by visiting the STRS Ohio website at www.strsoh.org.

New members have a choice of three retirement plans, a Defined Benefit (DB) Plan, a Defined Contribution (DC) Plan and a Combined Plan. The DB plan offers an annual retirement allowance based on final average salary times a percentage that varies based on years of service, or an allowance based on member contributions and earned interest matched by STRS Ohio funds times an actuarially determined annuity factor. The DC Plan allows members to place all their member contributions and employer contributions equal to 10.5 percent of earned compensation into an investment account. Investment decisions are made by the member. A member is eligible to receive a retirement benefit at age 50 and termination of employment. The Combined Plan offers features of both the DC Plan and the DB Plan. In the Combined Plan, member contributions are invested by the member, and employer contributions are used to fund the defined benefit payment at a reduced level from the regular DB Plan. DC and Combined Plan members will transfer to the Defined Benefit Plan during their fifth year of membership unless they permanently select the DC or Combined Plan. Existing members with less than five years of service credit as of June 30, 2001, were given the option of making a one time irrevocable decision to transfer their account balances from the existing DB Plan into the DC Plan or the Combined Plan. This option expired on December 31, 2001. Benefits are established by Chapter 3307 of the Ohio Revised Code.

A DB or Combined Plan member with five or more years credited service who becomes disabled may qualify for a disability benefit. Eligible spouses and dependents of these active members who die before retirement may qualify for survivor benefits. Members in the DC Plan who become disabled are entitled only to their account balance. If a member dies before retirement benefits begin, the member's designated beneficiary is entitled to receive the member's account balance.

**STARK COUNTY EDUCATIONAL SERVICE CENTER
STARK COUNTY, OHIO**

NOTES TO THE BASIC FINANCIAL STATEMENTS
FOR THE FISCAL YEAR ENDED JUNE 30, 2007

NOTE 10 - PENSION PLANS - (Continued)

For the fiscal year ended June 30, 2007, plan members were required to contribute 10 percent of their annual covered salaries. The ESC was required to contribute 14 percent; 13 percent was the portion used to fund pension obligations. For fiscal years 2006 and 2005, the portion used to fund pension obligations was also 13 percent. Contribution rates are established by the State Teachers Retirement Board, upon recommendation of its consulting actuary, not to exceed statutory maximum rates of 10 percent for members and 14 percent for employers. Chapter 3307 of the Ohio Revised Code provides statutory authority for member and employer contributions. The ESC's required contributions for fund pension obligations to STRS Ohio for the fiscal years ended June 30, 2007, 2006, and 2005 were \$810,878, \$733,410, and \$722,419; 100 percent has been contributed for fiscal years 2007, 2006 and 2005. Contributions to the DC and Combined Plans for fiscal year 2007 were \$15,536 made by the ESC and \$16,664 made by plan members.

C. Social Security System

Effective July 1, 1991, all employees not otherwise covered by the SERS or the STRS Ohio have an option to choose Social Security or the SERS/STRS Ohio. As of June 30, 2007, certain members of the Board have elected Social Security. The ESC's liability is 6.2% of wages paid.

NOTE 11 - POSTEMPLOYMENT BENEFITS

The ESC provides comprehensive health care benefits to retired teachers and their dependents through the State Teachers Retirement System of Ohio (STRS Ohio), and to retired non-certified employees and their dependents through the School Employees Retirement System (SERS). Benefits include hospitalization, physicians' fees, prescription drugs and reimbursement of monthly Medicare premiums. Benefit provisions and the obligations to contribute are established by the Systems based on authority granted by State statute. Both systems are funded on a pay-as-you-go basis.

All STRS Ohio retirees who participated in the DB or combined plans and their dependents are eligible for health care coverage. The STRS Ohio Board has statutory authority over how much, if any, of the health care costs will be absorbed by STRS Ohio. All benefit recipients pay a portion of health care cost in the form of a monthly premium. By law, the cost of coverage paid from STRS Ohio funds is included in the employer contribution rate, currently 14 percent of covered payroll. For the fiscal year ended June 30, 2007, the STRS Ohio Board allocated employer contributions equal to 1 percent of covered payroll to the Health Care Reserve Fund. For the ESC, this amount equaled \$62,375 for fiscal year 2007.

STRS Ohio pays health care benefits from the Health Care Stabilization Fund. At June 30, 2006 (the latest information available), the balance in the Health Care Stabilization Fund was \$3.5 billion. For the fiscal year ended June 30, 2006 (the latest information available), net health care costs paid by STRS Ohio were \$282.743 million and STRS Ohio had 119,184 eligible benefit recipients.

For SERS, coverage is made available to service retirees with ten or more fiscal years of qualifying service credit, and to disability and survivor benefit recipients. All retirees and beneficiaries are required to pay a portion of their premium for health care. The portion is based on years of service, Medicare eligibility, and retirement status.

After the allocation for basic benefits, the remainder of the employer's 14 percent contribution is allocated to providing health care benefits. For the fiscal year ended June 30, 2007, employer contributions to fund health care benefits were 3.32 percent of covered payroll, a decrease of .10 percent from fiscal year 2006. In addition, SERS levies a surcharge to fund health care benefits equal to 14 percent of the difference between a minimum pay and the member's pay, pro-rated for partial service credit. For fiscal year 2007, the minimum pay was established at \$35,800. Total surcharge is capped at 2 percent of each employer's SERS salaries. For the 2007 fiscal year, ESC paid \$202,390 to fund health care benefits, including the surcharge.

**STARK COUNTY EDUCATIONAL SERVICE CENTER
STARK COUNTY, OHIO**

NOTES TO THE BASIC FINANCIAL STATEMENTS
FOR THE FISCAL YEAR ENDED JUNE 30, 2007

NOTE 11 - POSTEMPLOYMENT BENEFITS - (Continued)

The surcharge, added to the unallocated portion of the 14 percent employer contribution rate, provides for maintenance of the asset target level for the health care fund. The target level for the health care reserve is 150 percent of the projected claims less premium contributions for the next year. Expenses for health care for the fiscal year ended June 30, 2006 (the latest information available) were \$158.751 million. At June 30, 2006 (the latest information available), SERS had net assets available for payment of health care benefits of \$295.6 million. At June 30, 2006 (the latest information available), SERS had 59,492 participants currently receiving health care benefits.

NOTE 12 - CONTINGENCIES

A. Grants

The ESC receives significant financial assistance from numerous federal, state and local agencies in the form of grants. The disbursement of funds received under these programs generally requires compliance with terms and conditions specified in the grant agreements and is subject to audit by the grantor agencies. Any disallowed claims resulting from such audits could become a liability of the general fund or other applicable funds.

However, in the opinion of management, any such disallowed claims will not have a material effect on the overall financial position of the ESC.

B. Litigation

There are no claims or lawsuits pending against the ESC that, upon ultimate disposition, would have a material effect, if any, on the financial condition of the ESC.

NOTE 13 - RELATED PARTY TRANSACTIONS

During fiscal year 2007, the ESC received fees in the amount of \$57,291 for fiscal agent services provided to the Stark County Schools Council of Governments.

The ESC also serves as fiscal agent for Stark Portage Area Computer Consortium (SPARCC). In lieu of fiscal agent fees, the ESC receives computer services from SPARCC at no charge.

NOTE 14 - INVESTMENT POOL

The ESC serves as fiscal agent for the Stark County Schools Council of Governments (COG) which is a legally separate entity. Investments are specifically purchased in the name of COG. The investment pool is not registered with the SEC as an investment company. The fair value of investments is determined annually. The COG earns interest on investments purchased in the name of the COG. This activity makes up the external portion of the investment pool.

During fiscal year 2007, investments were limited to federal agency securities, repurchase agreements, and U.S. Government money market mutual funds. Except for nonparticipating investment contracts, investments are reported at fair value, which is based on quoted market prices. Nonparticipating investment contracts, such as repurchase agreements, are reported at cost.

**STARK COUNTY EDUCATIONAL SERVICE CENTER
STARK COUNTY, OHIO**

NOTES TO THE BASIC FINANCIAL STATEMENTS
FOR THE FISCAL YEAR ENDED JUNE 30, 2007

NOTE 14 - INVESTMENT POOL - (Continued)

Condensed financial information for the investment pool follows:

Statement of Net Assets June 30, 2007	
Assets	
Equity in Pooled Cash and Investments	\$ 38,035,080
Accrued Interest Receivable	<u>368,269</u>
<i>Total Assets</i>	<u>38,403,349</u>
Net Assets Held in Trust for Pool Participants	
External Portion	34,377,584
Internal Portion	<u>4,025,765</u>
<i>Total Net Assets Held in Trust for Pool Participants</i>	<u>\$ 38,403,349</u>

Condensed financial information for the investment pool follows:

Statement of Changes in Net Assets June 30, 2007	
Additions	
Interest	\$ 1,977,184
Capital transactions	<u>12,614,505</u>
<i>Total Additions</i>	<u>14,591,689</u>
Deductions	
Distributions to Participants	<u>2,199,815</u>
<i>Total Deductions</i>	<u>2,199,815</u>
<i>Change in Net Assets</i>	12,391,874
<i>Net Assets, Beginning of Year</i>	<u>26,011,475</u>
<i>Net Assets, End of Year</i>	<u>\$ 38,403,349</u>

Deposits and investments of the investment pool mirror those of the ESC. There are no differences between the deposits and investments of the ESC and those of the investment pool. See Note 4 for the disclosures related to investment risk as established in GASB Statement No. 40, "Deposits and Investment Risk Disclosures".

NOTE 15 - STATE FUNDING

The ESC is funded by the State Board of Education from State funds for the cost of Part (A) of the budget.

Part (B) of the budget is funded in the following way: \$6.50 times the Average Daily Membership (ADM- the total number of pupils under the ESC's supervision) is apportioned by the State Board of Education from the participating school districts to which the ESC provides services from payments made under the State's foundation program. Simultaneously, \$37.00 times the sum of the ADM is paid by the State Board of Education from State funds to the ESC.

**STARK COUNTY EDUCATIONAL SERVICE CENTER
STARK COUNTY, OHIO**

NOTES TO THE BASIC FINANCIAL STATEMENTS
FOR THE FISCAL YEAR ENDED JUNE 30, 2007

NOTE 15 - STATE FUNDING – (Continued)

If additional funding is required and if a majority of the boards of education of the participating school districts approve, the cost of Part (B) of the budget that is in excess of \$43.50 times ADM approved by the State Board of Education is apportioned to the participating school districts through reductions in their state foundation. The State Board of Education initiates and supervises the procedure by which the participating boards approve or disapprove the apportionment.

NOTE 16 - LOANS RECEIVABLE/PAYABLE

During fiscal 2007, the ESC made loans from the general fund to fiduciary funds as follows:

<u>Receivable Fund</u>	<u>Payable Fund</u>	<u>Amount</u>
General	Agency	<u>\$ 77,993</u>

The primary purpose of these loans is to cover costs where revenues were not received by June 30. These loans will be repaid once the anticipated revenues are received. The loans are expected to be repaid in the subsequent year.

This page intentionally left blank.

STARK COUNTY EDUCATIONAL SERVICE CENTER
STARK COUNTY, OHIO
STATEMENT OF REVENUES, EXPENDITURES AND CHANGES IN
FUND BALANCE - BUDGET AND ACTUAL (NON-GAAP BUDGETARY BASIS)
GENERAL FUND
FOR THE FISCAL YEAR ENDED JUNE 30, 2007

	<u>Budgeted Amounts</u>		<u>Actual</u>	Variance with
	<u>Original</u>	<u>Final</u>		Final Budget
				(Negative)
Revenues:				
From local sources:				
Tuition.	\$ 5,770,490	\$ 5,775,000	\$ 5,467,492	\$ (307,508)
Contributions from private sources	12,990	13,000	7,641	(5,359)
Earnings on investments.	174,863	175,000	183,483	8,483
Charges for self-insurance	229,820	230,000	215,717	(14,283)
Services provided to other entities.	6,825,019	6,828,995	6,167,467	(661,528)
Other local revenues.	199,844	200,000	153,947	(46,053)
Intergovernmental - Intermediate	24,980	25,000	104,113	79,113
Intergovernmental - State	3,594,088	3,598,255	3,421,422	(176,833)
Intergovernmental - Federal.	99,922	100,000	54,851	(45,149)
Total revenue	<u>16,932,016</u>	<u>16,945,250</u>	<u>15,776,133</u>	<u>(1,169,117)</u>
Expenditures:				
Current:				
Instruction:				
Special.	5,412,683	5,424,320	5,421,002	3,318
Support Services:				
Pupil.	945,687	947,720	1,046,273	(98,553)
Instructional staff	5,578,236	5,590,228	4,815,860	774,368
Board of education	47,720	47,823	51,686	(3,863)
Administration.	3,532,225	3,539,819	2,870,289	669,530
Fiscal	491,031	492,087	379,493	112,594
Business	1,235,136	1,237,791	1,130,704	107,087
Operations and maintenance.	157,008	157,346	143,665	13,681
Pupil transportation	7,163	7,178	4,186	2,992
Central.	247,944	248,477	232,350	16,127
Facilities acquisition and construction.	245	246	6,200	(5,954)
Total expenditures	<u>17,655,078</u>	<u>17,693,035</u>	<u>16,101,708</u>	<u>1,591,327</u>
Excess of revenues over (under)				
expenditures.	<u>(723,062)</u>	<u>(747,785)</u>	<u>(325,575)</u>	<u>422,210</u>
Other financing sources (uses):				
Refund of prior year receipts	-	-	(9,282)	(9,282)
Refund of prior year expenditures	19,984	20,000	135,038	115,038
Advances in.	-	-	407,754	407,754
Advances (out)	-	-	(486,352)	(486,352)
Total other financing sources (uses)	<u>19,984</u>	<u>20,000</u>	<u>47,158</u>	<u>27,158</u>
Net change in fund balance	(703,078)	(727,785)	(278,417)	449,368
Fund balance at beginning of year	417,280	417,280	417,280	-
Prior year encumbrances appropriated	717,314	717,314	717,314	-
Fund balance at end of year	<u>\$ 431,516</u>	<u>\$ 406,809</u>	<u>\$ 856,177</u>	<u>\$ 449,368</u>

SEE ACCOMPANYING NOTES TO THE BASIC FINANCIAL STATEMENTS

**STARK COUNTY EDUCATIONAL SERVICE CENTER
STARK COUNTY, OHIO**

STATEMENT OF REVENUES, EXPENDITURES AND CHANGES IN
FUND BALANCE - BUDGET AND ACTUAL (NON-GAAP BUDGETARY BASIS)
TEACHER DEVELOPMENT FUND
FOR THE FISCAL YEAR ENDED JUNE 30, 2007

	<u>Budgeted Amounts</u>		<u>Actual</u>	<u>Variance with Final Budget Positive (Negative)</u>
	<u>Original</u>	<u>Final</u>		
Revenues:				
Intergovernmental - State	\$ 1,100,000	\$ 1,100,000	\$ 999,299	\$ (100,701)
Total revenue	<u>1,100,000</u>	<u>1,100,000</u>	<u>999,299</u>	<u>(100,701)</u>
Expenditures:				
Current:				
Support Services:				
Instructional staff	1,000,946	1,666,407	1,664,347	2,060
Fiscal	76,710	127,709	127,765	(56)
Total expenditures	<u>1,077,655</u>	<u>1,794,116</u>	<u>1,792,112</u>	<u>2,004</u>
Excess of revenues over (under) expenditures.	<u>22,345</u>	<u>(694,116)</u>	<u>(792,813)</u>	<u>(98,697)</u>
Other financing sources (uses):				
Advances in.	-	-	37,200	37,200
Advances (out)	<u>(22,345)</u>	<u>(37,200)</u>	<u>(37,200)</u>	<u>-</u>
Total other financing sources (uses)	<u>(22,345)</u>	<u>(37,200)</u>	<u>-</u>	<u>37,200</u>
Net change in fund balance	-	(731,316)	(792,813)	(61,497)
Fund balance				
at beginning of year	-	-	-	-
Fund deficit at end of year.	<u>\$ -</u>	<u>\$ (731,316)</u>	<u>\$ (792,813)</u>	<u>\$ (61,497)</u>

SEE ACCOMPANYING NOTES TO THE BASIC FINANCIAL STATEMENTS

**STARK COUNTY EDUCATIONAL SERVICE CENTER
STARK COUNTY**

**FEDERAL AWARDS RECEIPTS AND EXPENDITURES SCHEDULE
FOR THE YEAR ENDED JUNE 30, 2007**

Federal Grantor/ Pass Through Grantor/ Program Title	Pass Through Entity Number	Federal CFDA Number	Receipts	Expenditures
<u>U.S. Department of Education</u>				
<i>(Passed-through the Ohio Department of Education)</i>				
Special Education Cluster:				
Special Education: Preschool Grant	49825-PG-S1-2007	84.173	\$138,247	\$138,247
	49825-PG-S1-2006			13,887
Total Special Education: Preschool Grants			138,247	152,134
Total Special Education Cluster			138,247	152,134
Adult Education: State Grant Program	49825-AB-S1-2007	84.002	18,108	18,108
	49825-AB-S1-2005		3,303	3,303
Total Adult Education: State Grant Program			21,411	21,411
Even Start: State Educational Agencies	49825-EV-S1-2007	84.213	108,899	108,734
English Language Acquisition Grants	49825-T3-S1-2007	84.365	32,248	32,248
Title I - Grants to Local Educational Agencies	49825-C1-ST-2007	84.010	11,578	15,347
<i>(Passed-through the Ohio Department of Health)</i>				
Special Education: Grants for Infants and Families with Disabilities	N/A	84.181	38,353	38,353
<i>(Direct)</i>				
Fund for the Improvement of Education	N/A	84.215	98,400	85,980
			107,500	97,674
			205,900	183,654
Total U.S. Department of Education			556,636	551,881
<u>U.S. Department of Agriculture</u>				
<i>(Passed-through the Ohio Department of Education)</i>				
Child Nutrition Cluster:				
School Breakfast Program	N/A	10.553	6,218	6,218
National School Lunch Program	N/A	10.555	21,765	21,765
Total Child Nutrition Cluster			27,983	27,983
Child and Adult Care Food Program	N/A	10.558	25,822	25,822
Total U.S. Department of Agriculture			53,805	53,805
<u>U.S. Department of Health and Human Services</u>				
<i>(Passed-through the Stark County Department of Jobs and Family Services)</i>				
Temporary Assistance for Needy Families	N/A	93.558	618,806	618,806
<i>(Passed-through the Stark County Family Council)</i>				
Temporary Assistance for Needy Families	N/A	93.558	41,808	41,808
Total U.S. Department of Health and Human Services			660,614	660,614
<u>National Science Foundation</u>				
<i>(Direct)</i>				
Education and Human Resources	N/A	47.076	2,181,219	2,197,489
<i>(Passed-through Kent State University)</i>				
Education and Human Resources	442188-PO15319	47.076	51,634	54,782
Total National Science Foundation			2,232,853	2,252,271
Totals			\$3,503,908	\$3,518,571

The accompanying notes to this schedule are an integral part of this schedule.

**STARK COUNTY EDUCATIONAL SERVICE CENTER
STARK COUNTY**

**NOTES TO THE FEDERAL AWARDS RECEIPTS AND EXPENDITURES SCHEDULE
FOR THE YEAR ENDED JUNE 30, 2007**

NOTE A - SIGNIFICANT ACCOUNTING POLICIES

The accompanying Federal Awards Receipts and Expenditures Schedule (the Schedule) is a summary of the activity of the Service Center's federal award programs. The Schedule has been prepared on the cash basis of accounting.

NOTE B - MATCHING REQUIREMENTS

Certain Federal programs require that the Service Center contribute non-Federal funds (matching funds) to support Federally funded programs. The Service Center has complied with such matching requirements. The expenditure of non-Federal matching funds is not included on the Schedule.

NOTE C - CHILD NUTRITION CLUSTER

Cash receipts from the U.S. Department of Agriculture are commingled with State grants. It is assumed Federal monies are expended first.

NOTE D - SUBRECIPIENTS

The Service Center passes-through certain Federal assistance received from Stark County Jobs and Family Services to other governments or not-for-profit agencies (subrecipients). As described in Note A, the Service Center records expenditures of Federal awards to subrecipients when paid in cash.

The subrecipient agencies have certain compliance responsibilities related to administering these Federal Programs. Under Federal Circular A-133, the Service Center is responsible for monitoring subrecipients to help assure that Federal awards are used for authorized purposes in compliance with laws, regulations, and the provisions of contracts or grant agreements, and that performance goals are achieved.



Mary Taylor, CPA

Auditor of State

INDEPENDENT ACCOUNTANTS' REPORT ON INTERNAL CONTROL OVER FINANCIAL REPORTING AND ON COMPLIANCE AND OTHER MATTERS REQUIRED BY GOVERNMENT AUDITING STANDARDS

Stark County Educational Service Center
Stark County
2100 38th Street N.W.
Canton, Ohio 44709

To the Governing Board:

We have audited the financial statements of the governmental activities, each major fund, and the aggregate remaining fund information of the Stark County Educational Service Center, Stark County, Ohio, (the Service Center) as of and for the year ended June 30, 2007, which collectively comprise the Service Center's basic financial statements and have issued our report thereon dated April 14, 2008. We conducted our audit in accordance with auditing standards generally accepted in the United States of America and the standards applicable to financial audits contained in the Comptroller General of the United States' *Government Auditing Standards*.

Internal Control Over Financial Reporting

In planning and performing our audit, we considered the Service Center's internal control over financial reporting as a basis for designing our audit procedures for expressing our opinion on the financial statements, but not to opine on the effectiveness of the Service Center's internal control over financial reporting. Accordingly, we have not opined on the effectiveness of the Service Center's internal control over financial reporting.

A control deficiency exists when the design or operation of a control does not allow management or employees, in performing their assigned functions, to prevent or detect misstatements on a timely basis. A significant deficiency is a control deficiency, or combination of control deficiencies, that adversely affects the Service Center's ability to initiate, authorize, record, process, or report financial data reliably in accordance with its applicable accounting basis, such that there is more than a remote likelihood that the Service Center's internal control will not prevent or detect a more-than-inconsequential financial statement misstatement.

A material weakness is a significant deficiency, or combination of significant deficiencies resulting in more than a remote likelihood that the Service Center's internal control will not prevent or detect a material financial statement misstatement.

Our consideration of internal control over financial reporting was for the limited purpose described in the first paragraph of this section and would not necessarily identify all internal control deficiencies that might be significant deficiencies or material weaknesses. We did not identify any deficiencies in internal control over financial reporting that we consider material weaknesses, as defined above.

We noted certain matters that we reported to the Service Center's management in a separate letter dated April 14, 2008.

101 Central Plaza South / 700 Chase Tower / Canton, OH 44702-1509
Telephone: (330) 438-0617 (800) 443-9272 Fax: (330) 471-0001
www.auditor.state.oh.us

Compliance and Other Matters

As part of reasonably assuring whether the Service Center's financial statements are free of material misstatement, we tested its compliance with certain provisions of laws, regulations, contracts, and grant agreements, noncompliance with which could directly and materially affect the determination of financial statement amounts. However, providing an opinion on compliance with those provisions was not an objective of our audit and accordingly, we do not express an opinion. The results of our tests disclosed no instances of noncompliance or other matters we must report under *Government Auditing Standards*.

We intend this report solely for the information and use of the audit committee, management, the Governing Board, federal awarding agencies, and pass-through entities. We intend it for no one other than these specified parties.

A handwritten signature in cursive script that reads "Mary Taylor".

Mary Taylor, CPA
Auditor of State

April 14, 2008



Mary Taylor, CPA

Auditor of State

INDEPENDENT ACCOUNTANTS' REPORT ON COMPLIANCE WITH REQUIREMENTS APPLICABLE TO EACH MAJOR FEDERAL PROGRAM AND ON INTERNAL CONTROL OVER COMPLIANCE IN ACCORDANCE WITH OMB CIRCULAR A-133

Stark County Educational Service Center
Stark County
2100 38th Street N.W.
Canton, Ohio 44709

To the Governing Board:

Compliance

We have audited the compliance of the Stark County Educational Service Center, Stark County, Ohio, (the Service Center) with the types of compliance requirements described in the U.S. Office of Management and Budget (OMB) *Circular A-133, Compliance Supplement* that apply to each of its major federal programs for the year ended June 30, 2007. The summary of auditor's results section of the accompanying Schedule of Findings identifies the Service Center's major federal programs. The Service Center's management is responsible for complying with the requirements of laws, regulations, contracts, and grants applicable to each major federal program. Our responsibility is to express an opinion on the Service Center's compliance based on our audit.

We conducted our audit of compliance in accordance with auditing standards generally accepted in the United States of America; the standards applicable to financial audits contained in *Government Auditing Standards* issued by the Comptroller General of the United States; and OMB Circular A-133, *Audits of States, Local Governments, and Non-Profit Organizations*. Those standards and OMB Circular A-133 require that we plan and perform the audit to reasonably assure whether noncompliance occurred with the types of compliance requirements referred to above that could directly and materially affect a major federal program. An audit includes examining, on a test basis, evidence about the Service Center's compliance with those requirements and performing other procedures we considered necessary in the circumstances. We believe our audit provides a reasonable basis for our opinion. Our audit does not provide a legal determination on the Service Center's compliance with those requirements.

In our opinion, the Stark County Educational Service Center complied, in all material respects, with the requirements referred to above that apply to each of its major federal programs for the year ended June 30, 2007. However, the results of our auditing procedures disclosed an instance of noncompliance with those requirements that OMB Circular A-133 requires us to report, which is described in the accompanying Schedule of Findings as item 2007-001.

Internal Control Over Compliance

The Service Center's management is responsible for establishing and maintaining effective internal control over compliance with the requirements of laws, regulations, contracts, and grants applicable to federal programs. In planning and performing our audit, we considered the Service Center's internal control over compliance with requirements that could directly and materially affect a major federal program in order to determine our auditing procedures for the purpose of expressing our opinion on compliance, but not for the purpose of expressing an opinion on the effectiveness of internal control over compliance. Accordingly, we do not express an opinion on the effectiveness of the Service Center's internal control over compliance.

Our consideration of internal control over compliance was for the limited purpose described in the first paragraph of this section and would not necessarily identify all deficiencies in internal control that might be significant deficiencies or material weaknesses. However, as discussed below, we identified a certain deficiency in internal control over compliance that we consider to be a significant deficiency.

A *control deficiency* in internal control over compliance exists when the design or operation of a control does not allow management or employees, when performing their assigned functions, to prevent or detect noncompliance with a federal program compliance requirement on a timely basis. A *significant deficiency* is a control deficiency, or combination of control deficiencies, that adversely affects the Service Center's ability to administer a federal program such that there is more than a remote likelihood that the Service Center's internal control will not prevent or detect more-than-inconsequential noncompliance with a federal program compliance requirement. We consider the deficiency in internal control over compliance described in the accompanying Schedule of Findings as Finding 2007-001 to be a significant deficiency.

A material weakness is a significant deficiency, or combination of significant deficiencies, that results in more than a remote likelihood that the Service Center's internal control will not prevent or detect material noncompliance with a federal program's compliance requirements. We consider Finding 2007-001 described in the accompanying Schedule of Findings to be a material weakness.

The Service Center's response to the finding we identified is described in the accompanying Schedule of Findings. We did not audit the Service Center's response and, accordingly, we express no opinion on it.

We intend this report solely for the information and use of the audit committee, management, the Governing Board, federal awarding agencies, and pass-through entities. It is not intended for anyone other than these specified parties.



Mary Taylor, CPA
Auditor of State

April 14, 2008

**STARK COUNTY EDUCATIONAL SERVICE CENTER
STARK COUNTY**

**SCHEDULE OF FINDINGS
OMB CIRCULAR A -133 § .505
JUNE 30, 2007**

1. SUMMARY OF AUDITOR'S RESULTS

(d)(1)(i)	Type of Financial Statement Opinion	Unqualified
(d)(1)(ii)	Were there any material control weaknesses reported at the financial statement level (GAGAS)?	No
(d)(1)(ii)	Were there any other significant deficiencies in internal control reported at the financial statement level (GAGAS)?	No
(d)(1)(iii)	Was there any reported material noncompliance at the financial statement level (GAGAS)?	No
(d)(1)(iv)	Were there any material internal control weaknesses reported for major federal programs?	Yes
(d)(1)(iv)	Were there any other significant deficiencies in internal control reported for major federal programs?	No
(d)(1)(v)	Type of Major Programs' Compliance Opinion	Unqualified
(d)(1)(vi)	Are there any reportable findings under § .510?	Yes
(d)(1)(vii)	Major Programs (list):	National Science Foundation – Education and Human Resources – CFDA #47.076 Temporary Assistance for Needy Families – CFDA #93.558 Special Education Cluster – Preschool Grant – CFDA #84.173
(d)(1)(viii)	Dollar Threshold: Type A\B Programs	Type A: > \$ 300,000 Type B: all others
(d)(1)(ix)	Low Risk Auditee?	Yes

**2. FINDINGS RELATED TO THE FINANCIAL STATEMENTS
REQUIRED TO BE REPORTED IN ACCORDANCE WITH GAGAS**

None

3. FINDINGS FOR FEDERAL AWARDS

Finding Number	2007-001
CFDA Title and Number	Temporary Assistance for Needy Families – #93.558
Federal Award Number / Year	N/A / 2007
Federal Agency	U.S. Department of Health and Human Services
Pass-Through Agency	Stark County Department of Jobs and Family Services

Noncompliance Finding/Material Weakness

Circular A-133 Subpart D §.400(d)(1) and the grant agreements between the Stark County Commissioners and the Service Center for TANF Funded Fall and Summer Student Intervention Projects require the Service Center to monitor subrecipients for Temporary Assistance for Needy Families (TANF) monies received from the Stark County Department of Job and Family Services. Specifically, the Service Center, as a pass through entity, is responsible to identify Federal awards made by informing each subrecipient of CFDA title and number, award name and number, and award year, if the award is research and development.

Since the Service Center did not initially identify TANF grants totaling \$660,614 as federal monies for inclusion on their Federal Awards Receipts and Expenditures Schedule, the Service Center did not notify its five subrecipients of the corresponding program CFDA title and number, award name and number, and award year. However, the Service Center did inform the five subrecipients of the federal requirements in their service provider agreements and perform a majority of the subrecipient monitoring responsibilities in accordance with Circular A-133 and the grant agreements with the Stark County Commissioners.

The Service Center should ensure TANF federally funded projects are properly reflected on their Federal Awards Receipts and Expenditures Schedule. In addition, the Service Center should identify Federal awards made by informing each subrecipient of CFDA title and number, award name and number, amounts and award year.

Officials' Response:

The ESC will notify the Districts that participated in the TANF Funded Fall and Summer Student Intervention Projects, in writing, the CFDA title and number, the award name and number and the award year for inclusion on their fiscal year 2008 Federal Awards Receipts and Expenditures Schedule. The anticipated completion date of this plan is May 16, 2008.



Mary Taylor, CPA
Auditor of State

STARK COUNTY EDUCATIONAL SERVICE CENTER

STARK COUNTY

CLERK'S CERTIFICATION

This is a true and correct copy of the report which is required to be filed in the Office of the Auditor of State pursuant to Section 117.26, Revised Code, and which is filed in Columbus, Ohio.

Susan Babbitt

CLERK OF THE BUREAU

**CERTIFIED
MAY 13, 2008**