

Mary Taylor, CPA
Auditor of State

CITY OF BRECKSVILLE
CUYAHOGA COUNTY

TABLE OF CONTENTS

TITLE	PAGE
Independent Accountants' Report on Internal Control Over Financial Reporting and on Compliance and Other Matters Required by <i>Government Auditing Standards</i>	1

This page intentionally left blank.



Mary Taylor, CPA

Auditor of State

INDEPENDENT ACCOUNTANTS' REPORT ON INTERNAL CONTROL OVER FINANCIAL REPORTING AND ON COMPLIANCE AND OTHER MATTERS REQUIRED BY *GOVERNMENT AUDITING STANDARDS*

City of Brecksville
Cuyahoga County
9069 Brecksville Road
Brecksville, Ohio 44141

To the City Council:

We have audited the financial statements of the governmental activities, each major fund, and the aggregate remaining fund information of the City of Brecksville, Cuyahoga County, (the City) as of and for the year ended December 31, 2008, which collectively comprise the City's basic financial statements and have issued our report thereon dated June 16, 2009 where in we noted the City restated the January 1, 2008 net assets due to an overstatement of capital assets. We conducted our audit in accordance with auditing standards generally accepted in the United States of America and the standards applicable to financial audits contained in the Comptroller General of the United States' *Government Auditing Standards*.

Internal Control Over Financial Reporting

In planning and performing our audit, we considered the City's internal control over financial reporting as a basis for designing our audit procedures for expressing our opinions on the financial statements, but not to opine on the effectiveness of the City's internal control over financial reporting. Accordingly, we have not opined on the effectiveness of the City's internal control over financial reporting.

A control deficiency exists when the design or operation of a control does not allow management or employees, in performing their assigned functions, to prevent or detect misstatements on a timely basis. A significant deficiency is a control deficiency, or combination of control deficiencies, that adversely affects the City's ability to initiate, authorize, record, process, or report financial data reliably in accordance with its applicable accounting basis, such that there is more than a remote likelihood that the City's internal control will not prevent or detect a more-than-inconsequential financial statement misstatement.

A material weakness is a significant deficiency, or combination of significant deficiencies resulting in more than a remote likelihood that the City's internal control will not prevent or detect a material financial statement misstatement.

Our consideration of internal control over financial reporting was for the limited purpose described in the first paragraph of this section and would not necessarily identify all internal control deficiencies that might be significant deficiencies or material weaknesses. We did not identify any deficiencies in internal control over financial reporting that we consider material weaknesses, as defined above.

Compliance and Other Matters

As part of reasonably assuring whether the City's financial statements are free of material misstatement, we tested its compliance with certain provisions of laws, regulations, contracts, and grant agreements, noncompliance with which could directly and materially affect the determination of financial statement amounts. However, providing an opinion on compliance with those provisions was not an objective of our audit and accordingly, we do not express an opinion. The results of our tests disclosed no instances of noncompliance or other matters we must report under *Government Auditing Standards*.

We did note a certain noncompliance or other matter that we reported to the City's management in a separate letter dated June 16, 2009.

We intend this report solely for the information and use of the audit committee, management, and City Council. We intend it for no one other than these specified parties.

A handwritten signature in black ink that reads "Mary Taylor". The signature is written in a cursive, flowing style.

Mary Taylor, CPA
Auditor of State

June 16, 2009

CITY OF BRECKSVILLE, OHIO

COMPREHENSIVE

ANNUAL FINANCIAL REPORT

FOR THE YEAR ENDED DECEMBER 31, 2008

ISSUED BY THE DEPARTMENT OF FINANCE

Virginia Price, CPA,

FINANCE DIRECTOR

City of Brecksville, Ohio
Comprehensive Annual Financial Report
For the Year Ended December 31, 2008
Table of Contents

I. Introductory Section

Table of Contents	i
Letter of Transmittal.....	iv
GFOA Certificate of Achievement.....	xii
List of City Officials.....	xiii
Organizational Chart	xiv

II. Financial Section

Independent Accountants' Report	1
Management's Discussion and Analysis	3
Basic Financial Statements:	
Government-wide Financial Statements:	
Statement of Net Assets	14
Statement of Activities	15
Fund Financial Statements:	
Balance Sheet - Governmental Funds	16
Statement of Revenues, Expenditures and Changes in Fund Balances - Governmental Funds	18
Statement of Revenues, Expenditures and Changes in Fund Balance - Budget (Non-GAAP Basis) and Actual:	
General Fund.....	20
Fire Department Fund.....	21
Statement of Fund Net Assets - Proprietary Fund.....	22
Statement of Revenues, Expenses and Changes in Fund Net Assets - Proprietary Fund.....	23
Statement of Cash Flows - Proprietary Fund	24
Statement of Fiduciary Net Assets - Fiduciary Funds.....	25
Statement of Changes in Fiduciary Net Assets - Fiduciary Fund.....	26
Notes to the Basic Financial Statements	27

Combining and Individual Fund Statements and Schedules:

Combining Statements - Nonmajor Governmental Funds:

Fund Descriptions.....	56
Combining Balance Sheet - Nonmajor Governmental Funds	59
Combining Statement of Revenues, Expenditures and Changes in Fund Balances - Nonmajor Governmental Funds	60
Combining Balance Sheet - Nonmajor Special Revenue Funds	61
Combining Statement of Revenues, Expenditures and Changes in Fund Balances - Nonmajor Special Revenue Funds	64
Combining Balance Sheet - Nonmajor Capital Projects Funds.....	68
Combining Statement of Revenues, Expenditures and Changes in Fund Balances - Nonmajor Capital Projects Funds.....	70

Combining Statements - Fiduciary Funds:

Fund Descriptions.....	72
Combining Statement of Changes in Assets and Liabilities - Agency Funds	73

Individual Fund Schedules of Revenues, Expenditures/Expenses and Changes in
Fund Balance/Fund Equity - Budget (Non-GAAP Basis) and Actual:

Major Funds:

General Fund	75
Fire Department Fund	83
Special Assessment Bond Retirement Fund.....	84
General Municipal Improvement Fund	85
Buildings and Improvements Fund	86
Road Improvements Fund	87

Nonmajor Funds:

Motor Vehicle License Tax Fund.....	88
Street Repair and Maintenance Fund	89
State Highway Fund	90
Community Center Fund	91
Special Programs Fund.....	92
Road Maintenance Fund.....	93
Federal Equitable Sharing Fund	94
Indigent Prisoner Assistance Fund	95
Indigent Drivers Fund	96
Enforcement and Education Fund	97
Court Computerization Fund.....	98
Natureworks Grants Fund	99
Recycling Demo Fund.....	100
Tree Planting Grants Fund	101
Law Enforcement Fund.....	102
Law Enforcement Mandatory Drug Fund	103
Vehicle Immobilization Fund.....	104
Police Pension Fund	105
Memorial Fund.....	106
General Obligation Bond Retirement Fund.....	107
Issue II Fund.....	108
Capital Improvement Fund.....	109

Equipment Replacement Fund	110
Recreation Expansion Fund.....	111
Library Improvement Fund	112
Police Station Building Fund	113
Human Services Facilities Fund.....	114
Sewer Improvement Fund	115
Public Utility Improvement Fund.....	116
Self Insurance Fund.....	117
Cemetery Endowment Fund.....	118

III. Statistical Section

Statistical Section Table of Contents.....	S1
Net Assets by Component – Last Ten Years.....	S2
Changes in Net Assets – Last Nine Years	S4
Fund Balances, Governmental Funds – Last Ten Years	S8
Changes in Fund Balances, Governmental Funds – Last Ten Years.....	S10
Assessed Valuation and Estimated Actual Values of Taxable Property – Last Ten Years..	S12
Property Tax Rates – Direct and Overlapping Governments – Last Ten Years.....	S14
Principal Real Property Taxpayers – 2008 and 1999	S16
Property Tax Levies and Collections – Last Ten Years	S17
Income Tax Revenue Base and Collections – Last Ten Years.....	S18
Income Tax Filers by Income Level – Tax Years 2007 and 1998.....	S19
Ratios of Outstanding Debt to Total Personal Income and Debt Per Capita – Last Ten Years.....	S20
Ratio of General Obligation Bonded Debt to Estimated True Value of Taxable Property and Bonded Debt per Capita – Last Ten Years.....	S21
Computation of Direct and Overlapping Debt Attributable to Governmental Activities.....	S22
Legal Debt Margin Information – Last Ten Years	S23
Demographic and Economic Statistics – Last Ten Years.....	S24
Principal Employers – Current Year and Nine Years Ago.....	S25
Full-Time Equivalent City Government Employees by Function/Program – Last Ten Years	S26
Capital Assets Statistics by Function/Program – Last Nine Years.....	S27
Operating Indicators by Function/Program – Last Eight Years	S28

June 16, 2009

To Members of Brecksville City Council and
The Citizens of Brecksville, Ohio

This CAFR enables the City to comply with the Ohio Administrative Code Section 117-2-03 (B), which requires reporting on a GAAP (Generally Accepted Accounting Principles) basis, and Ohio Revised Code Section 117.38 which requires cities reporting on a GAAP basis to file an unaudited annual report with the Auditor of State within 150 days of year end.

Management assumes full responsibility for the completeness and reliability of the information contained in this report, based upon a comprehensive framework of internal control that it has established for this purpose. Because the cost of internal control should not exceed the anticipated benefits, the objective is to provide reasonable, rather than absolute, assurance that the financial statements are free of any material misstatements.

Under Ohio law, regular audits are required to be performed on all financial related operations of the City. These audits may be done by either the Auditor of State's Office or, if the Auditor of State permits, an independent public accounting firm. For year 2008, the City was audited by the Auditor of State's Office. Their unqualified opinion is included in the financial section of this CAFR.

Management's discussion and analysis (MD&A) immediately follows the Independent Accountant's Report and provides a narrative introduction, overview and analysis of the basic financial statements. The MD&A complements this letter of transmittal and should be read in conjunction with it.

Profile of the Government

The City of Brecksville was founded in 1811. It was incorporated as a village under the laws of the State of Ohio in 1921 and attained City status in 1960 by virtue of its population exceeding 5,000. It is located in Cuyahoga County in northeastern Ohio, in the heart of rolling woodlands approximately fifteen miles south of the City of Cleveland. The City covers 19.54 square miles. In 2000, the U.S. Census Bureau reported that Brecksville had a population of 13,382.

The City of Brecksville operates under and is governed by its Charter, first adopted by the voters on November 6, 1956 and amended from time to time. The Charter provides for a Mayor-Council form of government. A nine-member Charter Review Commission reviews the Charter every ten years and did so in 2003.

Legislative authority is vested in a seven-member City Council which is elected at large and whose terms are staggered. Four Council members are elected at each regular municipal election in November of odd numbered years. Of the four elected, the three receiving the highest number of votes serve a term of four years and the fourth serves a term of two years. The Council fixes compensation of City officials and employees and enacts ordinances and resolutions relating to City



9069 Brecksville Road • Brecksville, Ohio 44141 • (440)526-2609 • Fax: (440)526-7798

services, tax levies, the appropriation and borrowing of money, the licensing and regulation of business and the trades, and other municipal purposes. The presiding officer is the President who is elected by the Council for a one-year term.

The City of Brecksville's chief executive officer is the Mayor who is elected by the voters for a four-year term. The Mayor appoints, subject to approval of Council, the directors of the City's departments except for the Director of Finance, the Law Director, the City Engineer, and the Clerk of Council, all of whom are appointed by Council. He is the chief conservator of the peace, oversees the enforcement of all laws and ordinances, and executes all contracts, conveyances, evidences of indebtedness and all other instruments to which the municipality is a party. He is the official and ceremonial head of the City. The Mayor is also the Safety Director and presides over the Mayor's Court.

Mayor Jerry N. Hruby was re-elected to a sixth consecutive term as mayor in the November general election in 2007. Mayor Hruby is the only mayor to be elected to six consecutive four-year terms since Brecksville became a village in 1921.

The City's Service Department works hard to respond to the needs of the residents, providing curbside rubbish and recycling collection, street maintenance, snow removal and maintenance of City recreational facilities, among other services. The Department is responsible for an annual, aggressive road repair and maintenance program.

Security of one's person and property is foremost on the minds of our full-time Police Department and Fire Department. Brecksville takes pride in its low crime rate and rapid response by both police and fire units.

Water service is provided to City residents by the City of Cleveland and sewer services are provided by the Northeast Ohio Regional Sewer District. Certain water lines and sewer lines are owned and maintained by the City.

Profile of the City

Residents have a variety of nearby transportation options because Brecksville is uniquely located "At the Center of It All." By automobile or by connections through downtown Cleveland on the Regional Transit Authority bus and rail lines, one can reach all areas of Cuyahoga County conveniently. State Routes 21 and 82 bisect Brecksville and there is easy access to Interstate Highways I-77, I-480 and I-80, which is the Ohio Turnpike. Amtrak cross-country rail service is available in downtown Cleveland and Hopkins International Airport is located about fifteen miles from Brecksville.

For the residents of Brecksville entertainment abounds just a short distance away. In downtown Cleveland, the Cleveland Browns of the National Football League play in their spectacular Browns Stadium. Progressive Field is the home of Major League Baseball's Cleveland Indians. The high-flying Cleveland Cavaliers of the National Basketball Association, led by Lebron James, play at Quicken Loans Arena which is also a venue for concerts by major recording artists, the circus, ice shows, and a variety of other professional attractions. In 2008, Quicken Loans Arena hosted the United States Figure Skating Championships. Cleveland State University's Wolstein Center is home to the Cleveland State University Vikings and even more concerts and shows.

Residents have access to many cultural attractions such as the world-famous Cleveland Orchestra at Severance Hall, The Cleveland Museum of Art, The Great Lakes Science Center and the Rock n' Roll Hall of Fame and Museum. There are unique shopping areas such as Tower City Center and The Galleria, and nightlife with dining in the Warehouse District on the west side of the downtown area and two concert venues in the "Flats" along the Cuyahoga River. Cleveland's downtown is a center of activity for all ages and just minutes from Brecksville.

The world-renowned Cleveland Clinic and University Hospitals supplement health care provided by nearby community hospitals and immediate care centers. Marymount, Marymount South and Parma Community General Hospitals serve as emergency care facilities for our residents and visitors who require use of our Fire Department's ambulances and staff of professional paramedics and emergency medical technicians. The Greater Cleveland area is known worldwide for excellence in health care.

Brecksville's wooded hills and ravines lace the area and help define its neighborhoods. As a result, every resident is close to natural beauty that has always been a hallmark of Brecksville living. Many neighborhoods are located next to the Brecksville Reservation of the Cleveland Metroparks and the Cuyahoga Valley National Park, one of the most visited National Parks in the country. Brecksville is unique among Cuyahoga County communities because one-third of the City is park land. The Brecksville Reservation of the Cleveland Metroparks offers 2,500 acres of park land with facilities for picnicking, softball, horseback riding, golf, hiking and cross-country skiing. A paved all-purpose fitness trail offers walking, biking, running or strolling by the beautiful scenery. Two ski areas are close by.

A sense of gracious living prevails from Public Square and its nearby cluster of historic homes along tree-shaded streets, to contemporary developments of single-family homes, to condominium complexes throughout the community. Housing in Brecksville offers a mix of sizes, styles and price ranges with colonial and Western Reserve styles predominating. Despite its proximity to major metropolitan attractions, Brecksville maintains its quiet, suburban environment. Retail shopping is concentrated downtown near the Square and nearby shopping malls complement local merchants.

The City of Brecksville provides many programs for all ages through its Recreation Department. Baseball, basketball, volleyball, swimming, golf, tennis, jazzercise, exercise classes, crafts and day camps are just some of the many programs for family fun, fitness and recreation. Recreational facilities include the 84-acre Blossom Hill recreational area with its gymnasium, playground, pavilion, baseball fields and soccer fields. At City Hall there are three lighted baseball fields and three lighted tennis courts. Outdoor basketball courts are located on Stadium Drive. The 65,000 square foot Community Center houses the Recreation Department as well as a field house, indoor pool, outdoor leisure pool, elevated running track, youth game room, fitness center, whirlpool, saunas and a community room with facilities for catering.

Brecksville's 46,000 square foot Human Services Center (attached to the Community Center) opened its doors in 2006. The second floor of the new building houses the Community Center's vast new cardiovascular fitness section. Headquartered in the new Center is the Department of Human Services which maintains many programs including snow removal and a food bank for low income seniors. It coordinates the local Meals on Wheels program and provides free blood pressure and hearing screenings. The Human Services Center has a 30' X 50' warm water therapy exercise pool on the lower level and a full service kitchen with an accompanying large gathering area seating 120. A delicious and nutritious low cost lunch is served by volunteers every Tuesday and Thursday followed by a free movie on Thursday.

A quality education for our children is provided by the Brecksville-Broadview Heights City School District. In 2008, the school district received the "Excellent with Distinction" designation. This top honor was achieved by only 74 school districts in the State. Brecksville-Broadview Heights High School was also named a Blue Ribbon High School, a prestigious, national award achieved by only 38 high schools in the entire country. Brecksville is also home to the Cuyahoga Valley Career Center which is the area's vocational school for high school students which also provides a multitude of adult education programs for residents.

Local Economy

The Brecksville City Administration and City Council are dedicated to the success of the downtown business district, and at the same time, and with the same enthusiasm, have promoted future growth and development of the City's industrial/office complex located on Brecksville's south side. Each day approximately 11,000 people come to work in Brecksville.

A local developer, The Dalad Group, has purchased property at Miller Road and I-77 and has proposed a mixed-use plan for development of the vacant land. The proposal includes offices, motor services, restaurants, 400,000 square feet of retail, a hotel and a gated, single family residential development. The Dalad Group presented its plans at a public hearing in 2007. To date construction has not begun.

At some future time, the adjacent 110 acre Veterans Administration hospital (VA) property at Miller and Brecksville Roads will be closed as the VA will consolidate its operations at its location on the east side of Cleveland. As the hospital vacates the grounds in stages, the City will move forward with a four-phase redevelopment plan. The land is zoned office/laboratory. Although the loss of jobs will represent a 10 percent (\$1.4 million) loss to the City's income tax base, the Mayor and City Council have planned for this eventuality and it is anticipated that future revenues from the redevelopment plan will exceed current revenues.

A new business development area by the Geis Company is reaching fruition with the completion of its access road Katherine Boulevard. Applied Medical Technology, Inc. was the first to move in to the area in June of 2007. Stautzenberger College completed and occupied its new facility in 2008. Costs for construction of Katherine Boulevard will be assessed to the Geis Company, less any incentives provided new tenants.

Clear Choice Lasik Eye Surgery has opened a two-story, 25,000 square foot building on Edgerton Road. And two local businesses, Business Deposits Plus, Inc. and Planned Financial Services were honored as two of the top ten businesses with ten or less employees by the Council of Smaller Enterprises.

In the November 2008 general election, Issue 14 was passed by a wide margin. The issue permits a skilled care facility to be built on the site of the now vacated Pilgrim Motor Hotel on Brecksville Road. Destruction of the old hotel starts in spring 2009.

The Mayor and City Council are developing a master plan for the City's 102 acre "Tree Farm." The farm, located adjacent to the Blossom Property on Oakes Road, is a strategic purchase from the City of Cleveland. It will enable the City to add more playing fields, a field house, outdoor basketball court and possibly a water park.

Brecksville continues its long-standing policy of controlled growth. In 2004, City Council accepted the recommendation of the Planning Commission for preliminary approval of a major subdivision of about 100 homes on approximately 145 acres on the south side of Snowville Road, west of Dewey Road, to be known as the Woodlands of Snowville. Some land clearing occurred in 2008 on the three-phase development and sewer lines are expected to be installed in 2009.

2008 saw construction continue in One Chippewa Trail, a single family home development. It is located just east of the downtown area on Chippewa Road.

Accomplishments

The City of Brecksville's Finance Department was proud to receive its eighteenth Certificate of Achievement for Excellence in Financial Reporting for its Comprehensive Annual Financial Report for the Fiscal Year ended December 31, 2007.

In response to City flooding in 2006, the City completed and distributed an Emergency Preparedness Manual. In 2007, it also implemented an automated telephone warning system for residents called "CodeRed". A weather alert system was added to CodeRed in 2008. A video supporting the Emergency Preparedness Manual is planned for production.

In 2008, the City took delivery of a new Sutphen pumper fire truck to replace a 1975 pumper. The new truck was purchased at an approximate cost of \$450,000. It can generate 2,000 gallons of water per minute and has the ability to extinguish petroleum fires. The City also owns a 1992 Pierce Arrow pumper truck and a 2002 model aerial ladder truck.

The City's Department of Human Services was honored for its senior transportation system by the Western Reserve Agency on Aging. The Agency gives just one award per year for the best service program for older adults in the five-county area of Northeast Ohio.

The City protects the environment by maintaining an aggressive recycling program. This Citywide program conducts curbside pick-up and has a building dedicated solely to administering the program. The City collects metal, glass, newspapers, magazines, plastic containers and yard waste. In 2008, the City produced a recycling video to reinforce Brecksville's commitment to sustaining our environment and limiting the drain on our exhaustible natural resources. The video can be seen on the City's website.

In 2008, the City completed the construction, expansion and paving of the parking lot and access road at the Community Center. The expansion provided for much needed 63 additional parking spaces and improved traffic flow.

In 2008, the City installed new financial software from Sun Gard Pentamation Inc. Use of the software went live on January 1, 2009 and includes applications for budgeting, financial accounting, payroll, and purchasing. The new software significantly upgrades the City's ability to capture and report financial information.

City Council's cramped meeting room was expanded and redecorated, the first such project for this room since City Hall opened in 1972.

The City pays \$15,000 in annual dues to the Chemical Abuse Prevention Association (CAPA) for a part time Drug Prevention Coordinator who administers to our students, residents, and employers within the City. CAPA is jointly funded by the Brecksville-Broadview Heights City School District, the City of Brecksville and the CARE Concerned Citizens Group. The CARE program entered its 27th year in 2008, attesting to the program's longevity and commitment.

The 26th Annual Yuletide Hunger Program and its companion program, Adopt-A-Family, distributed a one-month's supply of food to 112 families and Christmas gifts to many of those families with small children. The effort began in Brecksville in 1983 and now serves Brecksville residents and people in three adjoining communities.

Each December the City of Brecksville sponsors a variety of holiday events including the annual Children's Christmas Play. On the Old Town Hall stage magical tales told by lovable creatures and characters, including Santa himself, delight Brecksville's little ones and entertain their parents as well. The Children's Christmas Play was the inspiration of former Mayor Jack A. Hruby, and since 1971 an original play has been produced every year. This heartwarming and often humorous holiday tradition has been nurtured and guided by the current mayor. The cast and crew consist of City employees, their families and friends of the community. Also, the Service Department was once again responsible for creating beautiful holiday lighting displays at a variety of locations in the City. The Human Services Center produced a madrigal feast which saw 180 people attend the two-night event.

Major Initiatives

In 2009 the City will:

- Complete construction of a new lighting system for the three ball fields behind City Hall.
- Begin construction plans for a new Service Department storage facility at the Blossom Hill recreational area and a building to contain road salt on Stadium Drive.
- Launch the Cuyahoga River at Vaughn Road Bank Stabilization project. For some years the Cuyahoga River has been threatening to consume Vaughn Road. Vaughn Road is one of only two roads connecting Brecksville with the east side of the Cuyahoga River.
- Complete the Edgerton Road Storm water management facility. This project includes the purchase of land and installation of a large detention basin and drainage areas. Construction of this project was necessary to alleviate flooding such as what occurred in 2006.

The City of Brecksville will continue to enhance the quality of its residential life and the growth of its industrial area and business district, all of which contribute to its tremendous reputation. Through careful and conservative planning, strict adherence to zoning codes and sound financial policies, Brecksville's quality of life and fiscal stability will be maintained.

Long-Term Financial Planning

In 2009 and beyond the City will:

- Continue its long range plans to avoid a reoccurrence of the sizeable damage inflicted by the June 22, 2006 flood. Fitzwater Road will be rebuilt and storm sewers installed. Greenhaven Parkway along with Glen Forest Trail will continue to be improved with the installation of an upgraded storm and sanitary sewer system. Upon completion of the new drainage systems, a complete full depth pavement replacement will be installed bringing the area conditions to better than before the flooding occurred.
- Address other various slope and storm water areas of concern including North Court, Chippewa/Weise, Whitewood Road, Meadow Lane, and Sentinel Hills.
- Continue planning for a new police facility and the reconfiguration of City Hall when the police department moves into its new quarters.
- Continue working on the master plan for the Blossom Hill/Tree Farm recreation complex.

In past years, we have always been fiscally conservative and at this current state of the local and national economy we must tighten our belts even further so that we can continue to provide services at the level our residents expect. We will be ensuring that our current and future budgets reflect the current state of our revenues which are flat and in some areas reduced. We will live within the budget and the revenues we receive, and we do not look to raise taxes or in any way diminish our services. We will continue to find ways to do more with less.

Relevant Financial Policies

By City ordinance, \$2,472,000 of total income tax proceeds are credited to the following capital projects funds: \$960,000 to the general municipal improvement fund, \$1,200,000 to the buildings and improvements fund, \$120,000 to the road improvements fund, and \$192,000 to the capital improvement fund.

There are also ordinances in place to allocate 25 percent of all building permit fees collected into the recreation expansion fund and deposit sanitary sewer tap-in, septic conversion, and sanitary repair fees into the public utility improvement fund.

Water connection permit fees are allocated to the water system maintenance and repair fund and the water system bond retirement fund based on a legislated schedule. These funds shall be used for future improvements of the City's water distribution system and any necessary debt funding thereof. These funds are included with the public utility improvement fund.

Awards and Acknowledgements

The Government Finance Officers Association of the United States and Canada (GFOA) awards a Certificate of Achievement for Excellence in Financial Reporting to those governmental entities whose CAFR is easily readable, efficiently organized, and conforms to GFOA reporting standards. Such a report must satisfy both generally accepted accounting principles (GAAP) as well as applicable legal requirements. The City of Brecksville received this honor for its Comprehensive Annual Financial Report for the year ended December 31, 2007. A Certificate of Achievement is valid for a period of one year only. The City of Brecksville believes the current report conforms to the Certificate of Achievement Program requirements, and has submitted it to the GFOA to determine its eligibility for another Certificate of Achievement.

In 2006, for the first time the City of Brecksville prepared and distributed a Popular Annual Financial Report (PAFR) to all of its residents and businesses. The financial information for the PAFR is taken from the CAFR, but is presented in a much condensed and graphical format. Our goal is to better communicate the results of financial operations of the City in a reader friendly financial publication. PAFRs for the years 2006 and 2007 were submitted to the GFOA to determine its eligibility for its Award of Outstanding Achievement in PAFR Reporting, and received the award for both years. The City plans to continue preparation of PAFR reports as an efficient way to communicate to both its current and prospective business and residents its high level of services and finances.

Successful preparation of a report of this scope depends upon the dedicated contribution of many employees. The sincere appreciation of those primarily responsible for its completion is extended to all contributors but especially to those employees in the Department of Finance who have spent their time and energy on various parts of the project and to Local Government Services for their assistance in helping the City prepare this report in conformity with generally accepted accounting principles (GAAP) and the requirements of the Government Finance Officers Association.

In addition, we would like to thank Brecksville City Council, without whose positive leadership and encouragement, the preparation of this report would not have been possible.

In closing, we would like to thank the residents and taxpayers of the City of Brecksville for entrusting us with the administration of their local government.

Respectfully submitted,

Jerry N. Hruby
Mayor

Virginia Price, CPA
Director of Finance

Certificate of Achievement for Excellence in Financial Reporting

Presented to

City of Brecksville
Ohio

For its Comprehensive Annual
Financial Report
for the Fiscal Year Ended
December 31, 2007

A Certificate of Achievement for Excellence in Financial Reporting is presented by the Government Finance Officers Association of the United States and Canada to government units and public employee retirement systems whose comprehensive annual financial reports (CAFRs) achieve the highest standards in government accounting and financial reporting.



A handwritten signature in black ink, appearing to read "M. L. R.", is written above the title.

President

A handwritten signature in black ink, reading "Jeffrey R. Emer", is written above the title.

Executive Director

City of Brecksville, Ohio

City Officials

ELECTED OFFICIALS

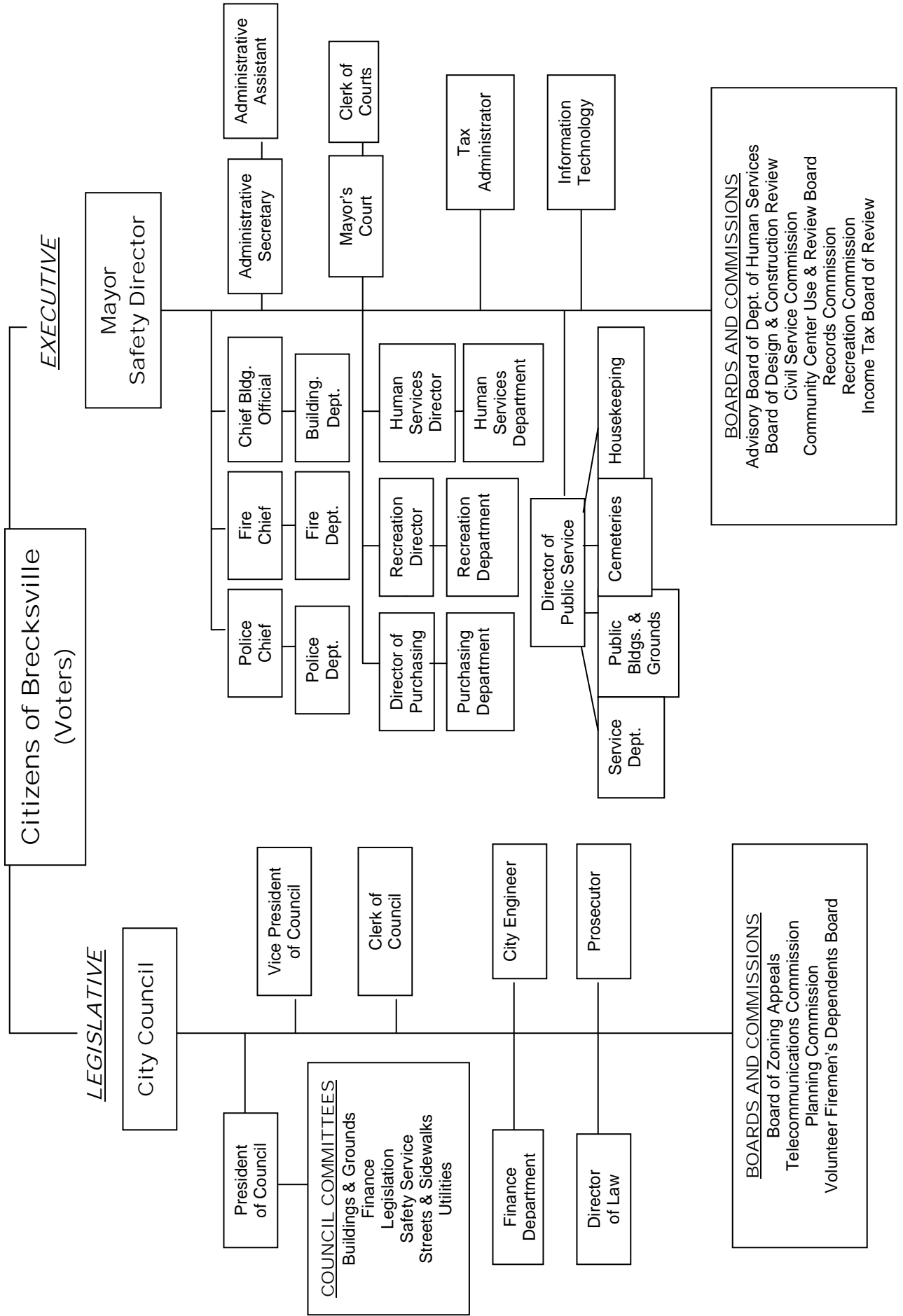
Mayor-Safety Director.....Jerry N. Hruby
President of Council..... Larry J. Potla
Vice-President of Council..... Gregory Skaljac
Council Member..... Gerald F. Broski
Council Member..... David J. Deuch
Council Member.....Louis N. Carouse
Council Member.....Nora L. Murphy
Council Member..... Carl J. Opatrny

APPOINTED OFFICIALS

Director of Finance.....Virginia Price
Police Chief.....Dennis A. Kancler
Fire ChiefEdwin D. Egut
Service Director..... Ron Weidig
Director of Purchasing.....Donna Shirer
Chief Building Official.....Scott Packard
Clerk of Courts.....Shelley Kazimore
Director of Recreation.....Thomas Tupa
Director of Law.....Paul A. Grau
ProsecutorSergio I. Digeronimo
City Engineer.....Victoria McCauley
Clerk of Council.....Mary Scullin

CITY OF BRECKSVILLE, OHIO

ORGANIZATIONAL CHART





Mary Taylor, CPA

Auditor of State

INDEPENDENT ACCOUNTANTS' REPORT

City of Brecksville
Cuyahoga County
9069 Brecksville Road
Brecksville, Ohio 44141

To the City Council:

We have audited the accompanying financial statements of the governmental activities, each major fund, and the aggregate remaining fund information of the City of Brecksville, Cuyahoga County, Ohio (the City), as of and for the year ended December 31, 2008, which collectively comprise the City's basic financial statements as listed in the table of contents. These financial statements are the responsibility of the City's management. Our responsibility is to express opinions on these financial statements based on our audit.

We conducted our audit in accordance with auditing standards generally accepted in the United States of America and the standards applicable to financial audits contained in the Comptroller General of the United States' *Government Auditing Standards*. Those standards require that we plan and perform the audit to reasonably assure whether the financial statements are free of material misstatement. An audit includes examining, on a test basis, evidence supporting the amounts and disclosures in the financial statements. An audit also includes assessing the accounting principles used and significant estimates made by management, as well as evaluating the overall financial statement presentation. We believe our audit provides a reasonable basis for our opinions.

In our opinion, the financial statements referred to above present fairly, in all material respects, the respective financial position of the governmental activities, each major fund, and the aggregate remaining fund information of the City of Brecksville, Cuyahoga County, Ohio, as of December 31, 2008, and the respective changes in financial position and where applicable, cash flows, thereof and the respective budgetary comparisons for the General and Fire Department funds for the year then ended in conformity with accounting principles generally accepted in the United States of America.

As more fully described in Note 3, the January 1, 2008 net assets were restated due to an overstatement of prior year capital assets.

In accordance with *Government Auditing Standards*, we have also issued our report dated June 16, 2009, on our consideration of the City's internal control over financial reporting and our tests of its compliance with certain provisions of laws, regulations, contracts and grant agreements and other matters. While we did not opine on the internal control over financial reporting or on compliance, that report describes the scope of our testing of internal control over financial reporting and compliance and the results of that testing. That report is an integral part of an audit performed in accordance with *Government Auditing Standards*. You should read it in conjunction with this report in assessing the results of our audit.

Management's Discussion and Analysis is not a required part of the basic financial statements but is supplementary information accounting principles generally accepted in the United States of America requires. We have applied certain limited procedures, consisting principally of inquiries of management

regarding the methods of measuring and presenting the required supplementary information. However, we did not audit the information and express no opinion on it.

We conducted our audit to opine on the financial statements that collectively comprise the City's basic financial statements. The introductory section, combining and individual nonmajor fund statements and schedules, and statistical tables provide additional information and are not a required part of the basic financial statements. We subjected the combining and individual nonmajor fund statements and schedules to the auditing procedures applied in the audit of the basic financial statements. In our opinion, this information is fairly stated in all material respects in relation to the basic financial statements taken as a whole. We did not subject the introductory section and statistical tables to the auditing procedures applied in the audit of the basic financial statements and, accordingly, we express no opinion on them.

A handwritten signature in black ink that reads "Mary Taylor". The signature is written in a cursive, flowing style.

Mary Taylor, CPA
Auditor of State

June 16, 2009

City of Brecksville
Management's Discussion and Analysis
For the Year Ended December 31, 2008
Unaudited

The discussion and analysis of the City of Brecksville's financial performance provides an overall review of the City's financial activities for the year ended December 31, 2008. The intent of this discussion and analysis is to look at the City's financial performance as a whole. Readers should also review the transmittal letter, the basic financial statements, and the notes to the basic financial statements to enhance their understanding of the City's financial performance.

Financial Highlights

Key financial highlights for 2008 are as follows:

- The assets of the City of Brecksville exceeded its liabilities by \$81,391,413. Of this amount, \$8,367,960 may be used to meet the government's ongoing obligations to citizens and creditors.
- The City's return on assets was .58 percent. While this return is relatively low compared with previous years, it reflects the economy in general where decreased revenues, primarily income tax and property tax, must be allocated first to operating expenses.
- Total expenses of all City services were \$23,901,342 in 2008, an increase of \$1,379,718 (6 percent) over 2007. This increase includes negotiated salary increases, additions to recreation equipment, and additional costs of road maintenance.
- Total Current Liabilities increased by \$2,022,860, or 21.45 percent from 2007 caused primarily by the issuance of an additional \$2,000,000 of one year notes maturing in July of 2009.
- Total Capital Assets increased by \$2,700,164, or 3.59 percent over 2007. This increase is a reflection of the considerable investment in infrastructure, in response to the flooding of 2006, and includes several storm drainage projects.
- The cash balance at the end of 2008, in the General Fund of \$5,949,918, represents 150 days of operating expenses for the City and is a reflection of its on-going viability.

Using This Annual Financial Report

This annual report consists of a series of financial statements and notes to those statements. These statements are prepared and organized so the reader can understand the City of Brecksville as a financial whole or as an entire operating entity. The statements provide a detailed look at the City's specific financial conditions.

The statement of Net Assets and Statement of Activities provide information about the activities of the whole City, presenting both an aggregate view of the City's finances and a longer-term view of those assets. Major fund financial statements provide the next level of detail. For governmental funds, these statements tell how services were financed in the short term as well as what dollars remain for future spending. The fund financial statements also look at the City's most significant funds with all other non-major funds presented in total in one column.

Reporting the City of Brecksville as a Whole

Statement of Net Assets and the Statement of Activities

While this document contains information about the funds used by the City to provide services to our citizens, the view of the City as a whole considers all financial transactions and asks the question, "How did we do financially during 2008?" The Statement of Net Assets and the Statement of Activities answer this

City of Brecksville
Management's Discussion and Analysis
For the Year Ended December 31, 2008
Unaudited

question. These statements include all assets and liabilities using the accrual basis of accounting similar to the accounting method used by the private sector. This basis of accounting takes into account all of the current year's revenues and expenses regardless of when the cash is received or paid.

These two statements report the City's net assets and the changes in those assets. The change in assets is important because it tells the reader whether, for the City as a whole, the financial position of the City has improved or diminished. However, in evaluating the overall position of the City, non-financial information such as changes in the City's tax base and the condition of the City's capital assets also needs to be evaluated.

The Statement of Net Assets and the Statement of Activities are divided into the following categories:

- Assets
- Liabilities
- Net Assets (Assets minus Liabilities)
- Program Expenses and Revenues
- General Revenues
- Net Assets Beginning of Year and Year's End

Reporting the City of Brecksville's Most Significant Funds

Fund Financial Statements

A fund is a grouping of related accounts used to maintain control over resources segregated for specific activities or objectives. The City of Brecksville uses fund accounting to ensure and demonstrate compliance with finance-related legal requirements. All of the City's funds can be divided into three categories: governmental funds, proprietary funds, and fiduciary funds. The presentation of the City's major funds begins on page 16. Fund financial reports provide detailed information about the City's major funds based on the restrictions on the use of monies. The City has established many funds, which account for the multitude of services, facilities and infrastructure provided to our residents. However, these fund financial statements focus on the City's most significant funds. In the case of the City of Brecksville, our major funds are the general, fire department, special assessment bond retirement, general municipal improvement, buildings and improvements, and road improvements.

Governmental Funds Governmental funds are used to account for essentially the same functions reported as governmental activities in the government-wide financial statements. However, unlike the government-wide financial statements, governmental fund financial statements focus on near-term inflows and outflows of spendable resources, as well as on balances of spendable resources available at the end of the fiscal year. All City activities are reported in the governmental funds focusing on how money flows into and out of those funds and the balances left at year-end available for future spending. Our funds are reported using the modified accrual accounting method. The modified accrual method measures cash and all other financial assets expected to be readily converted to cash. The governmental fund statements provide a detailed short-term view of the City's general operations and the basic services it provides. Governmental fund information helps determine the level of financial resources that can be spent in the near future on residential services. Because the focus of governmental funds is narrower than that of the government-wide financial statements, it is useful to compare the information presented for governmental funds with similar information presented for governmental activities in the government-wide financial statements. By doing so, readers may better understand the long-term impact of the government's near-term financing decisions. Both the governmental

City of Brecksville
Management's Discussion and Analysis
For the Year Ended December 31, 2008
Unaudited

fund balance sheet and the governmental fund statement of revenues, expenditures, and changes in fund balances provide a reconciliation to facilitate the comparison between governmental funds and governmental activities.

Proprietary Fund The City maintains a proprietary fund. Internal service funds are an accounting device used to accumulate and allocate costs internally among the City's various functions. The City's internal service fund accounts for medical and prescription drug self-insurance. The proprietary fund uses the accrual basis of accounting.

Fiduciary Funds Fiduciary funds are used to account for resources held for the benefit of parties outside the City. Fiduciary funds are not reflected on the government-wide financial statements because the resources from these funds are not available to support the City's programs. These funds use the accrual basis of accounting.

The City of Brecksville as a Whole

Recall that the Statement of Net Assets pictures the City as a whole. Table 1 provides a summary of the City's net assets for 2008 compared to 2007.

Table 1
Net Assets

	Governmental Activities		
	2008	2007 - Restated	Change
Assets			
Current and Other Assets	\$30,501,410	\$32,407,789	(\$1,906,379)
Capital Assets, Net	77,940,584	75,240,420	2,700,164
<i>Total Assets</i>	<u>108,441,994</u>	<u>107,648,209</u>	<u>793,785</u>
Liabilities			
Current and Other Liabilities	11,451,917	9,429,057	2,022,860
Long-Term Liabilities			
Due Within One Year	1,465,088	1,567,434	(102,346)
Due in More Than One Year	14,133,576	15,889,300	(1,755,724)
<i>Total Liabilities</i>	<u>27,050,581</u>	<u>26,885,791</u>	<u>164,790</u>
Net Assets			
Invested in Capital Assets, Net of Related Debt	60,276,377	58,749,092	1,527,285
Restricted for:			
Capital Projects	5,036,864	5,991,605	(954,741)
Debt Service	4,407,165	4,811,900	(404,735)
Fire Department	514,548	375,265	139,283
Community Center	538,139	282,524	255,615
Street Construction, Repair, and Maintenance	927,115	876,258	50,857
Other Purposes	1,323,245	1,296,150	27,095
Unrestricted	8,367,960	8,379,624	(11,664)
<i>Total Net Assets</i>	<u><u>\$81,391,413</u></u>	<u><u>\$80,762,418</u></u>	<u><u>\$628,995</u></u>

City of Brecksville
Management's Discussion and Analysis
For the Year Ended December 31, 2008
Unaudited

Net assets may serve as a useful indicator of a government's financial position over time. In the case of the City of Brecksville, assets exceeded liabilities by \$81,391,413 at year end 2008. By far the largest portion of the City of Brecksville's net assets (74 percent) is its investment in capital assets including land, buildings, streets, water lines, storm water lines, and machinery net of related debt. The City uses these capital assets to provide services to its citizens; consequently, these assets are not available for future spending. Although the City of Brecksville's investment in its capital assets is reported net of related debt, it should be noted that the resources needed to repay this debt must be provided from other sources, since the capital assets themselves cannot be used to liquidate these liabilities.

The City's net assets increased by \$628,995 during the current year. The largest contributing factor to this increase is the \$2,700,164 increase in capital assets. The City budgets \$100,000 per month from income tax revenues to provide future funding for specific building or infrastructure improvements. Another factor for this increase is that long-term liabilities decreased by \$1,858,070 from 2007. At the end of 2008, the City's total liabilities to net asset ratio was 33.24 percent.

The City carefully invests its cash and equivalents in a variety of investment types with the primary focus being safety of principal, but with an attention to investment opportunities to increase yield. The Investment Board which consists of the Mayor, Finance Director and Law Director pay close attention to daily interest rates and long-term financial trends. The City realized \$913,806 in interest revenue. This additional revenue is utilized as part of the City's plan to pay off short-term debt or pay for future projects or improvements.

Table 2 shows the changes in net assets for the year ended December 31, 2008 compared to 2007.

Table 2
Changes in Net Assets

	Governmental Activities		
	2008	2007 - Restated	Change
Program Revenues			
Charges for Services	\$2,390,584	\$1,923,815	\$466,769
Operating Grants and Contributions	737,213	709,663	27,550
<i>Total Program Revenues</i>	<u>3,127,797</u>	<u>2,633,478</u>	<u>494,319</u>
General Revenues			
Property Taxes	4,418,649	4,969,483	(550,834)
Income Taxes	13,829,364	14,960,947	(1,131,583)
Grants and Entitlements	1,856,007	1,659,652	196,355
Investment Earnings	913,806	1,047,479	(133,673)
Gain on Sale of Capital Assets	70,777	10,011	60,766
Other	313,937	706,426	(392,489)
<i>Total General Revenues</i>	<u>21,402,540</u>	<u>23,353,998</u>	<u>(1,951,458)</u>
<i>Total Revenues</i>	<u>\$24,530,337</u>	<u>\$25,987,476</u>	<u>(\$1,457,139)</u>

(continued)

City of Brecksville
Management's Discussion and Analysis
For the Year Ended December 31, 2008
Unaudited

Table 2 (continued)
Changes in Net Assets

	Governmental Activities		
	2008	2007 - Restated	Change
Program Expenses			
General Government:			
Legislative and Executive	\$6,102,755	\$5,592,721	\$510,034
Judicial	123,977	179,656	(55,679)
Public Safety:			
Police	4,276,131	4,148,827	127,304
Fire	2,241,102	2,294,629	(53,527)
Public Health Services	126,790	154,672	(27,882)
Street Construction, Maintenance and Repairs	4,499,947	4,220,016	279,931
Housing and Community Development	1,177,227	1,092,407	84,820
Basic Utility Services	2,081,050	2,128,748	(47,698)
Recreational Activities	2,498,487	1,940,978	557,509
Interest and Fiscal Charges	773,876	768,970	4,906
<i>Total Program Expenses</i>	<u>23,901,342</u>	<u>22,521,624</u>	<u>1,379,718</u>
<i>Change in Net Assets</i>	628,995	3,465,852	(2,836,857)
Net Assets Beginning of Year	<u>80,762,418</u>	<u>77,296,566</u>	<u>3,465,852</u>
Net Assets End of Year	<u><u>\$81,391,413</u></u>	<u><u>\$80,762,418</u></u>	<u><u>\$628,995</u></u>

Governmental Activities

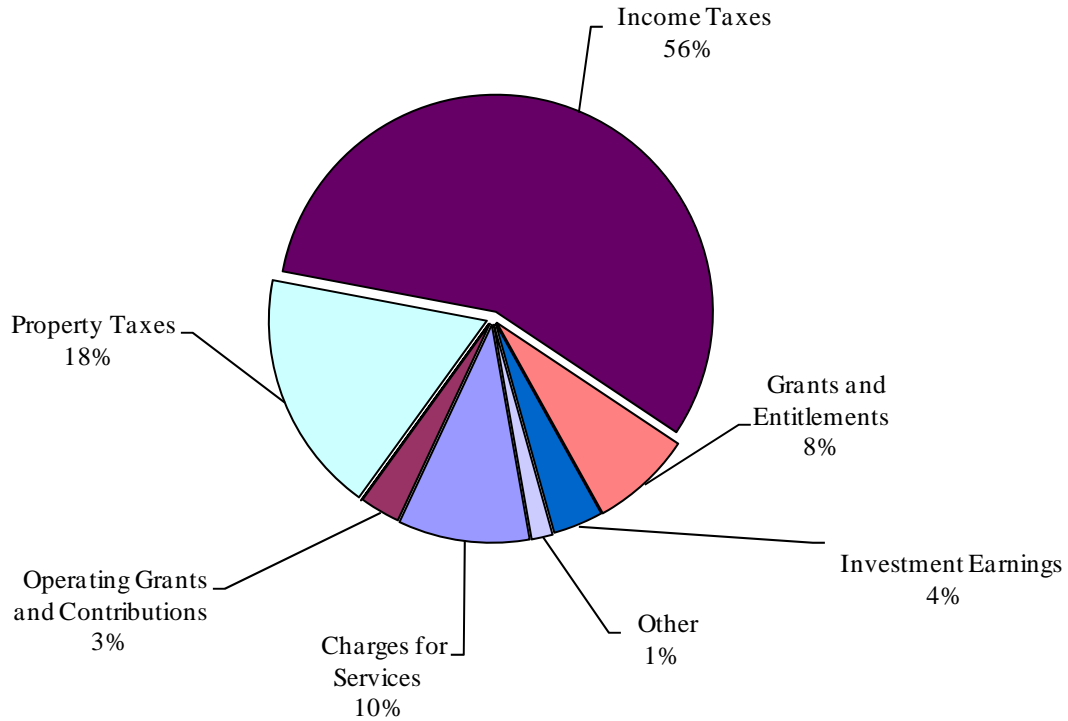
Several revenue sources fund our governmental activities with City income tax being the largest contributor. The income tax rate of 2 percent was created by City Charter and became effective January 1990. This tax created by Charter amendment will remain until such time as the City's electorate changes the rate, which is not anticipated. The income tax revenue amount for 2008 was \$13,829,364. General revenues from grants and entitlements, such as local government funds, are also sources of revenue.

City income tax collections in 2008 were down 7.56 percent from 2007 collections. This decrease can be attributed to a decrease in employee withholding, net profit refunds, and a slight downturn in taxes from individuals. The City has enjoyed a healthy revenue stream in its income tax collections for the past fifteen years. The catalyst behind its historical growth is a strong economic development program. The City enjoys an income tax base of numerous large and small businesses which provides stability in collections and insures that the City will be able to meet its financial needs even if the City loses one or more of the businesses. City income tax revenue of \$2,472,000 per year is earmarked for specific City improvements. \$80,000 per month, or \$960,000 per year, is allocated toward general municipal improvements. \$100,000 per month, or \$1,200,000 per year, is allocated toward building improvements. \$10,000 per month, or \$120,000 per year, is part of the funding designated for road improvements. \$16,000 per month, or \$192,000 per year, is part of the funding designated for capital improvements.

City of Brecksville
Management's Discussion and Analysis
For the Year Ended December 31, 2008
Unaudited

These revenues are allocated by ordinance of City Council providing that a substantial portion of our income tax collections is designated for roads, City facilities and capital needs. Of the \$24,530,337 in total revenue, income tax accounts for 56 percent of that total. Property taxes of \$4,418,649 accounts for 18 percent of total revenue, with program revenues, grants and entitlements, investment income and miscellaneous income accounting for the remaining 26 percent.

2008 Revenues by Source



Public safety, including the police and fire departments, accounted for program expenses of \$6,517,233 which is 27 percent of total City expenses for the year 2008. Street construction, maintenance and repair expenses of \$4,499,947 accounted for 19 percent. These two figures illustrate the City's commitment toward infrastructure maintenance as well as the safety of our citizens. The police and fire departments live within their overtime budgets, which accounts for a small portion of the total cost of operating both departments.

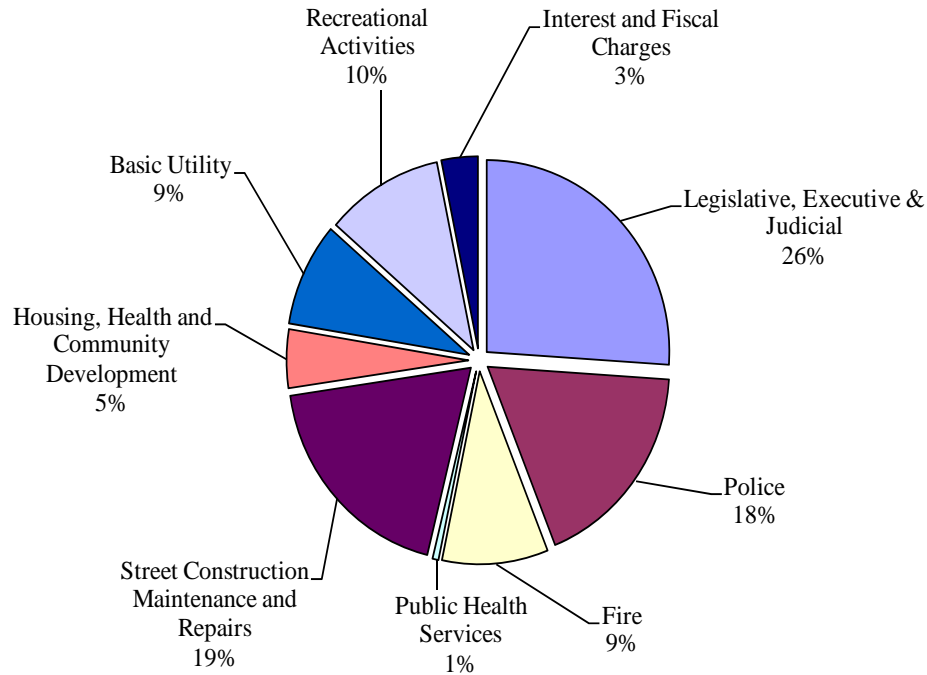
The Fire Department is funded through Charter levy millage. All operating costs for maintaining the Fire Department 24 hours a day, 7 days a week are financed with this millage. In addition, a portion of the levied funds is budgeted toward capital improvements within the Fire Department.

Our Police Department continues to improve their equipment to better serve our community and at the same time provide extra safety for our officers. We continue to strive to provide better police and fire service at a lower cost per man-hour.

As stated previously, 19 percent of our year 2008 program expenses were for road and infrastructure maintenance and repair and an additional 9 percent was used to provide basic utility services. The City funds these projects through short-term notes and by utilizing earmarked income tax dollars as described previously. This is again an illustration of the City's commitment to improving and maintaining its infrastructure.

City of Brecksville
Management's Discussion and Analysis
For the Year Ended December 31, 2008
Unaudited

2008 Expenses by Function



The City's Funds

Information about the City's Governmental funds begins on page 16. These funds are accounted for using the modified accrual basis of accounting. All Governmental Funds had total revenue of \$26,763,218 and expenditures of \$28,619,730. The most significant fund is our general fund with an unreserved fund balance at year-end of \$7,849,898 compared to annual expenditures of \$15,065,062. General fund revenues exceeded expenditures by \$2,676,925 indicating that the City operations are able to be funded with current revenues. Another significant fund is the fire department fund with revenues of \$2,202,494 and expenditures of \$2,084,579, resulting in a net increase of \$206,886 in fund balance. The City has four other funds presented as major funds. These four funds are the special assessment bond retirement fund, the general municipal improvement fund, the buildings and improvements fund, and the road improvements fund. The funds have revenues of \$620,735, \$1,311,504, \$1,369,538, and \$228,127 with expenditures of \$628,148, \$4,286,546, \$149,334, and \$199,277, respectively. The general municipal improvement fund had transfers from other funds in the amount of \$139,067, and the buildings and improvements fund had transfers from other funds in the amount of \$441,515. Both amounts were for capital projects. The buildings and improvements fund also had transfers out to other funds in the amount of \$1,155,848 to the general obligation bond retirement fund and \$500,000 to the police station facility fund.

General Fund Budgeting Highlights

The City's budget is prepared according to Ohio law and is based on accounting for certain transactions on a basis of cash receipts, disbursements and encumbrances. The most significant budgeted fund is the general fund. During the course of 2008, the City amended its general fund budget several times. The final budgeted revenues were \$215,000 higher than original budgeted revenues because interest and rental revenues were greater than originally anticipated. The large variance between final budget and actual expenditures was due to several factors, including two fewer police officers than budgeted for, and money not spent from the income tax reserve. All recommendations for budget changes come to the Finance

City of Brecksville
Management's Discussion and Analysis
For the Year Ended December 31, 2008
Unaudited

Committee of City Council for review before going to the whole Council for ordinance enactment on the change. The general fund supports many of our major activities including the police department, recreation department, and most legislative and executive activities. The general fund is monitored closely, looking for possible revenue shortfalls or overspending by individual departments.

Capital Assets and Debt Administration

Capital Assets

Table 3
Capital Assets at Year End

	Governmental Activities	
	2008	2007 - Restated
Land	\$9,209,142	\$9,209,142
Construction in Progress	4,969,330	1,790,616
Buildings and Improvements	19,559,124	19,441,847
Machinery and Equipment	4,606,064	4,633,969
Furniture and Fixtures	26,414	55,439
Infrastructure		
Roads	14,912,586	14,987,078
Sidewalks	918,048	1,007,797
Guardrails	47,240	49,922
Traffic Signals	1,722,854	1,830,183
Storm Sewer	5,215,123	5,288,912
Sanitary Sewer	9,848,629	9,963,901
Water Lines	6,906,030	6,981,614
Total Capital Assets	\$77,940,584	\$75,240,420

Total capital assets, net of depreciation, increased \$2,700,164 from 2007. The largest increase was in construction in progress, which was comprised of a number of street projects with the most sizeable being the creation of an office park access road off of Miller Road. The increases reflected in both storm sewer and construction in progress assets is the result of several water drainage and retention projects initiated in 2008.

As indicated by the steady increases in our capital assets, the City is committed to a long-term goal of rebuilding its infrastructure and facilities. We have a five year capital plan in place providing for rebuilding major residential streets, water, sewer and storm sewer lines, and adding additional facilities to complement our current structures. Use of grants and loans, as well as short-term notes, enable the City to improve its capital assets, and at the same time, maintain our fund levels. See note 9 for additional information on the City's capital assets.

Debt

As of December 31, 2008, the City of Brecksville had \$20,598,664 in bonds, notes, loans, and compensated absences outstanding with \$1,465,088 due within one year.

City of Brecksville
Management's Discussion and Analysis
For the Year Ended December 31, 2008
Unaudited

Table 4
 Outstanding Debt at Year End

	Governmental Activities	
	2008	2007
General Obligation Bonds	\$10,402,802	\$11,875,548
Special Assessment Bonds	3,754,221	4,169,352
Notes	5,000,000	3,000,000
OPWC Loans	655,411	709,295
Compensated Absences	786,230	702,539
Total	\$20,598,664	\$20,456,734

The General Obligation Bond Retirement bonds are composed of a Library Refunding Bond of \$170,000, two Community Center Bonds, one for \$823,091 and one for \$635,000, a Human Services Facility Bond of \$4,950,110 and the 2005 Tree Farm Property Bond for \$3,824,601. On November 7, 1989, effective January 1, 1990, voters passed a ½ percent City income tax increase (from 1½ percent to 2 percent with 100 percent credit). The ½ percent was designated for the construction of a Community Center, the purchase of Blossom Hill property (\$1,000,000) and capital improvements. Each month, \$80,000 of income tax proceeds is put into a General Municipal Improvement Fund. Money is transferred into the General Obligation Bond Retirement fund for payment of the Community Center bonds.

The Special Assessment Bonds consist of Old Royalton Road Water Main, Oakhurst-Fitzwater Sanitary Sewer Refunding, Southpointe Parkway, Four Seasons Sewer and Water, the Service Road Sewer and Water, Route 21/Hilton/Whitewood Sewer and Storm, and Route 21 Access Road 2005. Principal and interest for these bonds are paid from the collection of special assessments by the County Auditor.

In 1997 the City refunded the following bond issues: Library Improvement, Community Center Improvement, and Oakhurst-Fitzwater Sanitary Sewer. In 2004 the City refunded the Community Center Improvement Bonds of 1992. The bonds were reissued along with \$6,000,000 of new bonds for the Human Service Facility project.

The OPWC Loans are paid semi-annually from the Issue II Fund and will be paid in full in the year 2027. The City's overall debt increased in 2008 by \$141,930 due to the issuance of a \$5,000,000 various purpose improvement note. The City's overall legal ten and one-half percent debt limitation (voted and unvoted) on December 31, 2008 was \$54.15 million. The aggregated outstanding debt subject to the ten and one half percent limitation is \$10.54 million. The difference of \$43.61 million between the maximum issuable amount and the outstanding amount represents the aggregate principal amount of additional voted and unvoted nonexempt debt which the City may issue without exceeding the ten and one-half percent limitation. See Note 15 and Note 16 for additional information on the City's debt.

Current Financial Related Activities

The City of Brecksville is financially strong. Over the past seventeen years we have enjoyed strong growth in revenues and at the same time adopted a strong, fiscally responsible financial plan to live within our means. In 1990 we increased our income tax from 1.5 to 2 percent promising our constituents that the City of Brecksville would improve its facilities and infrastructure and increase its level of services without the need for additional taxes. Since that time we built our Community Center, acquired the 83-acre Blossom property, and expanded our Municipal Parking Lot, Service Department and recreational playing fields. The current addition to our Community Center building provides additional space for recreational activities and a diverse

City of Brecksville
Management's Discussion and Analysis
For the Year Ended December 31, 2008
Unaudited

operations center for our Human Services department including classrooms, meeting rooms, food service facilities and a physical therapy pool. The 102 acre tree farm property provides opportunities for additional recreational and cemetery use.

For many years the City has reduced its health care costs by operating a self-funded insurance program and joining a group rating workers' compensation program. While the cost increases for medical insurance are unavoidable in today's environment, the City is working diligently to maintain a high level of coverage for its employees at the lowest cost possible. In 2004, the City created a health care cost committee comprised of representatives from all departments to address the issue of rising health care and develop strategies to minimize increases. In 2008, the City was able to realize no increase in its health care expenses compared to 2007 with no change in benefit coverage. Using a five year average, the percentage increase from 2004 through 2008 was 4 percent.

The Finance Director, Mayor, and City Council work extremely hard at keeping our debt low. We plan our finances so that we can pay cash for many of the facility improvements and acquisitions, and continue to pay cash for all equipment and other major purchases necessary to maintain our level of services. We live within our means and plan ahead knowing that our budget enables us to spend less than the revenues we receive.

The City of Brecksville has committed itself to financial excellence and a landmark designation in 2001 greatly enhanced that status. Moody's Investors Service assigned an Aa1 credit rating to the City of Brecksville's General Bonds. Brecksville became one of only six cities in Ohio with the coveted Aa1 rating. Less than three percent of communities nationwide have achieved an Aa1 rating. Only two Ohio cities are rated AAA. In 2005, Moody's renewed this rating when reviewing the City in relation to its new bond issue. In its report Moody's said, "We expect the City's financial operations to remain sound, given conservative fiscal management and the support of healthy reserves."

The City has received the Government Finance Officers Award (GFOA) Certificate of Achievement for Excellence since 1990, the year of our first Comprehensive Annual Financial Report. The City prepared a Popular Annual Financial Report (PAFR) for the first time for the fiscal year ended December 31, 2006. The financial information for this report is taken from the Comprehensive Annual Financial Report and condensed into a ten page reader friendly financial publication. The report was submitted to the GFOA where it received an Award for Outstanding Achievement. Our commitment to our residents has always been one of full disclosure of the financial position of the City and work to make that information available to them. The City's website www.brecksville.oh.us contains both the CAFR and PAFR as well as other financial information related to revenue, expenditures, and property and income tax.

Contacting the City's Finance Department

This financial report is designed to provide our citizens, taxpayers, creditors and investors with a general overview of the City's finances and demonstrate the City's accountability for all money it receives, spends, and invests. Please direct any questions about this report or financial information inquiries to Finance Director Virginia Price, City of Brecksville, 9069 Brecksville Road, Brecksville, Ohio 44141, email vprice@brecksville.oh.us or telephone 440-526-4351.

Basic Financial Statements

City of Brecksville, Ohio

Statement of Net Assets

December 31, 2008

	<u>Governmental Activities</u>
Assets	
Equity in Pooled Cash and Cash Equivalents	\$17,367,337
Cash and Cash Equivalents in Segregated Accounts	20,678
Materials and Supplies Inventory	175,740
Accounts Receivable	56,012
Accrued Interest Receivable	50,520
Intergovernmental Receivable	1,282,226
Prepaid Items	63,381
Municipal Income Taxes Receivable	2,735,005
Property Taxes Receivable	4,645,217
Deferred Charges	96,295
Special Assessments Receivable	4,008,999
Nondepreciable Capital Assets	14,178,472
Depreciable Capital Assets, Net	<u>63,762,112</u>
<i>Total Assets</i>	<u>108,441,994</u>
Liabilities	
Accounts Payable	91,073
Contracts Payable	216,327
Retainage Payable	277,669
Accrued Wages	477,437
Intergovernmental Payable	346,229
Matured Compensated Absences Payable	24,925
Deferred Revenue	4,419,566
Accrued Interest Payable	112,701
Claims Payable	104,122
Notes Payable	5,000,000
Vacation Benefits Payable	381,868
Long-Term Liabilities:	
Due Within One Year	1,465,088
Due In More Than One Year	<u>14,133,576</u>
<i>Total Liabilities</i>	<u>27,050,581</u>
Net Assets	
Invested in Capital Assets, Net of Related Debt	60,276,377
Restricted for:	
Capital Projects	5,036,864
Debt Service	4,407,165
Fire Department	514,548
Community Center	538,139
Street Construction, Repair and Maintenance	927,115
Other Purposes	1,323,245
Unrestricted	<u>8,367,960</u>
<i>Total Net Assets</i>	<u><u>\$81,391,413</u></u>

See accompanying notes to the basic financial statements

City of Brecksville, Ohio
Statement of Activities
For the Year Ended December 31, 2008

	Expenses	Program Revenues		Net (Expense)
		Charges for Services and Operating Assessments	Operating Grants and Contributions	Revenue and Changes in Net Assets
				Governmental Activities
Governmental Activities				
General Government:				
Legislative and Executive	\$6,102,755	\$769,088	\$5,378	(\$5,328,289)
Judicial System	123,977	25,311	112	(98,554)
Public Safety:				
Police	4,276,131	277,326	10,071	(3,988,734)
Fire	2,241,102	1,340	14,629	(2,225,133)
Public Health Services	126,790	7,328	117	(119,345)
Street Construction, Maintenance and Repair	4,499,947	117,325	697,756	(3,684,866)
Housing and Community Development	1,177,227	54,992	727	(1,121,508)
Basic Utility Services	2,081,050	124,950	5,226	(1,950,874)
Recreational Activities	2,498,487	1,012,924	3,197	(1,482,366)
Interest and Fiscal Charges	773,876	0	0	(773,876)
Total Governmental Activities	\$23,901,342	\$2,390,584	\$737,213	(20,773,545)

General Revenues

Property Taxes Levied for:

General Purposes	1,803,685
Fire Department	1,746,733
Streets	513,746
Police Department	154,125
Debt Service	200,360

Municipal Income Taxes Levied for:

General Purposes	11,564,512
Capital Outlay	2,264,852

Grants and Entitlements not Restricted

to Specific Programs	1,856,007
Investment Earnings	913,806
Gain on Sale of Capital Assets	70,777
Miscellaneous	313,937

Total General Revenues 21,402,540

Change in Net Assets 628,995

Net Assets Beginning of Year - Restated (See Note 3) 80,762,418

Net Assets End of Year \$81,391,413

See accompanying notes to the basic financial statements

City of Brecksville, Ohio

Balance Sheet

Governmental Funds

December 31, 2008

	General	Fire Department	Special Assessment Bond Retirement	General Municipal Improvement	Buildings and Improvements	Road Improvements
Assets						
Equity in Pooled Cash and Cash Equivalents	\$5,949,918	\$651,469	\$478,734	\$4,849,399	\$613,140	\$493,740
Cash and Cash Equivalents						
In Segregated Accounts	20,678	0	0	0	0	0
Materials and Supplies Inventory	130,574	0	0	0	0	0
Accounts Receivable	55,095	0	0	0	0	0
Interfund Receivable	230,000	0	0	0	0	0
Accrued Interest Receivable	50,520	0	0	0	0	0
Intergovernmental Receivable	793,477	115,170	0	0	0	0
Prepaid Items	63,213	168	0	0	0	0
Municipal Income Taxes Receivable	2,355,005	0	0	160,000	200,000	20,000
Property Taxes Receivable	1,917,117	1,857,037	0	0	0	0
Special Assessments Receivable	0	0	4,008,999	0	0	0
<i>Total Assets</i>	<u>\$11,565,597</u>	<u>\$2,623,844</u>	<u>\$4,487,733</u>	<u>\$5,009,399</u>	<u>\$813,140</u>	<u>\$513,740</u>
Liabilities and Fund Balances						
Liabilities						
Accounts Payable	\$70,425	\$6,094	\$0	\$0	\$0	\$0
Contracts Payable	80,096	0	0	85,699	0	0
Retainage Payable	0	0	0	277,669	0	0
Notes Payable	0	0	0	5,000,000	0	0
Accrued Wages	382,741	64,966	0	0	0	0
Interfund Payable	0	0	0	160,186	0	69,814
Accrued Interest Payable	0	0	0	62,523	0	1,335
Matured Compensated Absences Payable	24,925	0	0	0	0	0
Intergovernmental Payable	138,219	91,830	0	0	0	0
Deferred Revenue	2,733,248	1,972,207	4,008,999	0	0	0
<i>Total Liabilities</i>	<u>3,429,654</u>	<u>2,135,097</u>	<u>4,008,999</u>	<u>5,586,077</u>	<u>0</u>	<u>71,149</u>
Fund Balances						
Reserved for Encumbrances	286,045	16,867	0	757,296	33,145	0
Unreserved						
Undesignated, Reported in:						
General Fund	7,849,898	0	0	0	0	0
Special Revenue Funds	0	471,880	0	0	0	0
Debt Service Funds	0	0	478,734	0	0	0
Capital Projects Funds (Deficit)	0	0	0	(1,333,974)	779,995	442,591
<i>Total Fund Balances (Deficit)</i>	<u>8,135,943</u>	<u>488,747</u>	<u>478,734</u>	<u>(576,678)</u>	<u>813,140</u>	<u>442,591</u>
<i>Total Liabilities and Fund Balances</i>	<u>\$11,565,597</u>	<u>\$2,623,844</u>	<u>\$4,487,733</u>	<u>\$5,009,399</u>	<u>\$813,140</u>	<u>\$513,740</u>

See accompanying notes to the basic financial statements

City of Brecksville, Ohio
*Reconciliation of Total Governmental Fund Balances to
 Net Assets of Governmental Activities
 December 31, 2008*

Other Governmental Funds	Total Governmental Funds		
		Total Governmental Fund Balances	\$13,575,026
		<i>Amounts reported for governmental activities in the statement of net assets are different because</i>	
\$3,905,425	\$16,941,825	Capital assets used in governmental activities are not financial resources and therefore are not reported in the funds.	77,940,584
0	20,678	Other long-term assets are not available to pay for current-period expenditures and therefore are deferred in the funds:	
45,166	175,740	Property Taxes	225,651
173	55,268	Intergovernmental	779,844
0	230,000	Municipal Income Taxes	472,315
0	50,520	Special Assessments	4,008,999
373,579	1,282,226	Total	5,486,809
0	63,381	An internal service fund is used by management to charge the costs of insurance to individual funds. The assets and liabilities of the internal service fund are included in governmental activities in the statement of net assets.	322,074
0	2,735,005	In the statement of activities, interest is accrued on outstanding bonds, whereas in governmental funds, an interest expenditure is reported when due.	(48,843)
871,063	4,645,217	Vacation benefits payables is not expected to be paid with expendable available financial resources and therefore are not reported in the funds.	(381,868)
0	4,008,999	In the statement of activities, bond issuance costs are amortized over the term of the bonds, whereas in governmental funds a bond issuance expenditure is reported when bonds are issued.	96,295
<u>\$5,195,406</u>	<u>\$30,208,859</u>	Long-term liabilities are not due and payable in the current period and therefore are not reported in the funds:	
\$14,494	\$91,013	General Obligation Bonds	(10,402,802)
50,532	216,327	Special Assessment Bonds	(3,754,221)
0	277,669	OPWC Loans	(655,411)
0	5,000,000	Compensated Absences	(786,230)
29,730	477,437	Total	(15,598,664)
0	230,000	<i>Net Assets of Governmental Activities</i>	<u>\$81,391,413</u>
0	63,858		
0	24,925		
116,180	346,229		
<u>1,191,921</u>	<u>9,906,375</u>		
1,402,857	16,633,833		
56,334	1,149,687		
0	7,849,898		
2,396,481	2,868,361		
96,763	575,497		
<u>1,242,971</u>	<u>1,131,583</u>		
3,792,549	13,575,026		
<u>\$5,195,406</u>	<u>\$30,208,859</u>		

City of Brecksville, Ohio
Statement of Revenues, Expenditures and Changes in Fund Balances
Governmental Funds
For the Year Ended December 31, 2008

	General	Fire Department	Special Assessment Bond Retirement	General Municipal Improvement	Buildings and Improvements	Road Improvements
Revenues						
Property Taxes	\$1,874,107	\$1,814,948	\$0	\$0	\$0	\$0
Municipal Income Taxes	13,117,909	0	0	1,040,000	1,300,000	130,000
Charges for Services	77,775	0	0	0	0	0
Licenses and Permits	313,727	137	0	0	0	0
Fines and Forfeitures	285,538	0	0	0	0	0
Intergovernmental	1,316,743	343,181	0	0	0	81,125
Special Assessments	0	0	620,735	0	0	0
Interest	339,845	42,310	0	270,004	19,537	17,002
Donations	13,478	0	0	0	0	0
Rentals	163,718	0	0	0	0	0
Miscellaneous	239,147	1,918	0	1,500	50,001	0
<i>Total Revenues</i>	<u>17,741,987</u>	<u>2,202,494</u>	<u>620,735</u>	<u>1,311,504</u>	<u>1,369,538</u>	<u>228,127</u>
Expenditures						
Current:						
General Government:						
Legislative and Executive	5,926,597	0	14,248	0	0	0
Judicial System	122,934	0	0	0	0	0
Public Safety:						
Police	4,012,883	0	0	0	0	0
Fire	21,684	2,084,579	0	0	0	0
Public Health Services	129,648	0	0	0	0	0
Street Construction, Maintenance and Repair	2,093,687	0	0	0	0	0
Housing and Community Development	818,951	0	0	0	0	0
Basic Utility Services	1,917,852	0	0	0	0	0
Recreational Activities	20,826	0	0	0	0	0
Capital Outlay	0	0	0	4,164,357	149,334	197,942
Debt Service:						
Principal Retirement	0	0	415,000	0	0	0
Interest and Fiscal Charges	0	0	198,900	122,189	0	1,335
<i>Total Expenditures</i>	<u>15,065,062</u>	<u>2,084,579</u>	<u>628,148</u>	<u>4,286,546</u>	<u>149,334</u>	<u>199,277</u>
<i>Excess of Revenues Over (Under) Expenditures</i>	<u>2,676,925</u>	<u>117,915</u>	<u>(7,413)</u>	<u>(2,975,042)</u>	<u>1,220,204</u>	<u>28,850</u>
Other Financing Sources (Uses)						
Sale of Capital Assets	68,595	6,454	0	0	0	0
Transfers In	254,555	82,517	0	139,067	441,515	0
Transfers Out	(1,525,000)	0	0	0	(1,655,848)	0
<i>Total Other Financing Sources (Uses)</i>	<u>(1,201,850)</u>	<u>88,971</u>	<u>0</u>	<u>139,067</u>	<u>(1,214,333)</u>	<u>0</u>
<i>Net Change in Fund Balances</i>	<u>1,475,075</u>	<u>206,886</u>	<u>(7,413)</u>	<u>(2,835,975)</u>	<u>5,871</u>	<u>28,850</u>
<i>Fund Balances Beginning of Year</i>	<u>6,660,868</u>	<u>281,861</u>	<u>486,147</u>	<u>2,259,297</u>	<u>807,269</u>	<u>413,741</u>
<i>Fund Balances (Deficit) End of Year</i>	<u>\$8,135,943</u>	<u>\$488,747</u>	<u>\$478,734</u>	<u>(\$576,678)</u>	<u>\$813,140</u>	<u>\$442,591</u>

See accompanying notes to the basic financial statements

City of Brecksville, Ohio
*Reconciliation of the Statement of Revenues, Expenditures and Changes
in Fund Balances of Governmental Funds to the Statement of Activities
For the Year Ended December 31, 2008*

Other Governmental Funds	Total Governmental Funds		
		Net Change in Fund Balances - Total Governmental Funds	(\$1,781,463)
		<i>Amounts reported for governmental activities in the statement of activities are different because</i>	
\$902,137	\$4,591,192	Governmental funds report capital outlays as expenditures. However, in the statement of activities, the cost of those assets is allocated over their estimated useful lives as depreciation expense. This is the amount by which capital outlays exceeded depreciation in the current period.	
176,000	15,763,909	Capital Asset Additions	5,850,404
929,165	1,006,940	Current Year Depreciation	(3,145,968)
73,204	387,068	Total	2,704,436
52,800	338,338	Governmental funds only report the disposal of capital assets to the extent proceeds are received from the sale. In the statement of activities, a gain or loss is reported for each disposal.	(4,272)
871,116	2,612,165	Revenues in the statement of activities that do not provide current financial resources are not reported as revenues in the funds	
0	620,735	Property Taxes	(172,543)
205,344	894,042	Intergovernmental	(35,701)
3,278	16,756	Municipal Income Taxes	(1,934,545)
54,615	218,333	Special Assessments	(180,830)
21,174	313,740	Total	(2,323,619)
3,288,833	26,763,218	Repayment of long-term obligations is an expenditure in the governmental funds, but the repayment reduces long-term liabilities in the statement of net assets.	1,933,884
		Some expenses reported in the statement of activities do not require the use of current financial resources and therefore are not reported as expenditures in governmental funds.	
933	5,941,778	Accrued Interest on Bonds	6,515
0	122,934	Amortization of Issuance Cost	(9,035)
204,708	4,217,591	Amortization of Premium on Bonds	9,805
0	2,106,263	Amortization of Accounting Loss	(1,928)
0	129,648	Total	5,357
1,345,795	3,439,482	Some expenses require the use of current financial resources and therefore are not reported as expenditures in governmental funds.	
27,693	846,644	Compensated Absences	(83,691)
7,800	1,925,652	Vacation Payable	(23,077)
1,577,958	1,598,784	Total	(106,768)
1,066,204	5,577,837	The internal service fund used by management to charge the individual funds is reported in the district-wide statement of activities. Governmental activities. Governmental fund expenditures and related internal service fund revenues are eliminated.	201,440
1,518,884	1,933,884	<i>Change in Net Assets of Governmental Activities</i>	<i>\$628,995</i>
456,809	779,233		
6,206,784	28,619,730		
(2,917,951)	(1,856,512)		
0	75,049		
2,881,139	3,798,793		
(617,945)	(3,798,793)		
2,263,194	75,049		
(654,757)	(1,781,463)		
4,447,306	15,356,489		
\$3,792,549	\$13,575,026		

City of Brecksville, Ohio
Statement of Revenues, Expenditures and Changes
in Fund Balance - Budget (Non-GAAP Basis) and Actual
General Fund
For the Year Ended December 31, 2008

	Budgeted Amounts			Variance with Final Budget Positive (Negative)
	Original	Final	Actual	
Revenues				
Property Taxes	\$2,184,616	\$2,184,616	\$1,874,107	(\$310,509)
Municipal Income Taxes	11,608,000	11,608,000	12,054,818	446,818
Charges for Services	74,700	74,700	82,781	8,081
Licenses and Permits	268,700	268,700	313,781	45,081
Fines and Forfeitures	263,000	263,000	288,886	25,886
Intergovernmental	717,541	717,541	981,682	264,141
Interest	225,000	310,000	313,112	3,112
Donations	9,800	9,800	13,478	3,678
Rentals	98,100	128,100	158,890	30,790
Miscellaneous	80,420	180,420	239,147	58,727
<i>Total Revenues</i>	15,529,877	15,744,877	16,320,682	575,805
Expenditures				
Current:				
General Government:				
Legislative and Executive	7,395,710	7,752,568	6,077,668	1,674,900
Judicial System	171,642	168,147	154,402	13,745
Public Safety:				
Police	4,329,589	4,209,882	3,970,925	238,957
Fire	45,103	45,103	25,684	19,419
Public Health Services	141,749	133,749	121,612	12,137
Street Construction, Maintenance and Repair	2,241,609	2,247,620	2,133,774	113,846
Housing and Community Development	911,346	1,013,341	935,763	77,578
Basic Utility Services	2,136,548	2,190,719	1,980,385	210,334
Recreational Activities	25,135	25,135	20,826	4,309
<i>Total Expenditures</i>	17,398,431	17,786,264	15,421,039	2,365,225
<i>Excess of Revenues Over (Under) Expenditures</i>	(1,868,554)	(2,041,387)	899,643	2,941,030
Other Financing Sources (Uses)				
Sale of Capital Assets	50,000	50,000	68,595	18,595
Transfers In	0	0	254,555	254,555
Transfers Out	(1,300,000)	(1,900,000)	(1,525,000)	375,000
<i>Total Other Financing Sources (Uses)</i>	(1,250,000)	(1,850,000)	(1,201,850)	648,150
<i>Net Change in Fund Balance</i>	(3,118,554)	(3,891,387)	(302,207)	3,589,180
<i>Fund Balance Beginning of Year</i>	5,486,394	5,486,394	5,486,394	0
Prior Year Encumbrances Appropriated	511,708	511,708	511,708	0
<i>Fund Balance End of Year</i>	\$2,879,548	\$2,106,715	\$5,695,895	\$3,589,180

See accompanying notes to the basic financial statements

City of Brecksville, Ohio
*Statement of Revenues, Expenditures and Changes
in Fund Balance - Budget (Non-GAAP Basis) and Actual
Fire Department Fund
For the Year Ended December 31, 2008*

	Budgeted Amounts			Variance with Final Budget Positive (Negative)
	Original	Final	Actual	
Revenues				
Property Taxes	\$2,116,154	\$2,116,154	\$1,814,948	(\$301,206)
Licenses and Permits	0	0	137	137
Intergovernmental	0	0	343,181	343,181
Interest	42,000	42,000	42,310	310
Miscellaneous	82,262	82,262	1,918	(80,344)
<i>Total Revenues</i>	2,240,416	2,240,416	2,202,494	(37,922)
Expenditures				
Current:				
Public Safety:				
Fire	2,543,899	2,543,899	2,083,911	459,988
<i>Excess of Revenues Over (Under) Expenditures</i>	(303,483)	(303,483)	118,583	422,066
Other Financing Sources				
Sale of Capital Assets	0	0	6,454	6,454
Transfers In	0	0	82,517	82,517
<i>Total Other Financing Sources</i>	0	0	88,971	88,971
<i>Net Change in Fund Balance</i>	(303,483)	(303,483)	207,554	511,037
<i>Fund Balance Beginning of Year</i>	423,320	423,320	423,320	0
Prior Year Encumbrances Appropriated	3,728	3,728	3,728	0
<i>Fund Balance End of Year</i>	<u>\$123,565</u>	<u>\$123,565</u>	<u>\$634,602</u>	<u>\$511,037</u>

See accompanying notes to the basic financial statements

City of Brecksville, Ohio
Statement of Fund Net Assets
Proprietary Fund
December 31, 2008

	Internal Service Fund - Insurance
Assets	
Equity in Pooled Cash and Cash Equivalents	\$425,512
Accounts Receivable	744
<i>Total Assets</i>	<u>426,256</u>
Liabilities	
Accounts Payable	60
Claims Payable	104,122
<i>Total Liabilities</i>	<u>104,182</u>
Net Assets	
Unrestricted	<u><u>\$322,074</u></u>

See accompanying notes to the basic financial statements

City of Brecksville, Ohio
*Statement of Revenues, Expenses
and Changes in Fund Net Assets
Proprietary Fund
For the Year Ended December 31, 2008*

	Internal Service Fund - Insurance
Operating Revenues	
Charges for Services	\$1,221,650
Miscellaneous	197
<i>Total Operating Revenues</i>	1,221,847
Operating Expenses	
Purchased Services	249,108
Claims	791,063
<i>Total Operating Expenses</i>	1,040,171
<i>Operating Income</i>	181,676
Non-Operating Revenues	
Interest	19,764
<i>Change in Net Assets</i>	201,440
<i>Net Assets Beginning of Year</i>	120,634
<i>Net Assets End of Year</i>	\$322,074

See accompanying notes to the basic financial statements

City of Brecksville, Ohio
Statement of Cash Flows
Proprietary Fund
For the Year Ended December 31, 2008

	Internal Service Fund - Insurance
<i>Increase (Decrease) In Cash and Cash Equivalents</i>	
Cash Flows from Operating Activities	
Cash Received from Interfund Services	\$1,220,906
Cash Received from Other Operating Sources	197
Cash Payments to Suppliers for Goods and Services	(249,048)
Cash Payments for Claims	(838,110)
<i>Net Cash Provided by Operating Activities</i>	133,945
Cash Flows from Investing Activities	
Interest	19,764
<i>Net Increase In Cash and Cash Equivalents</i>	153,709
<i>Cash and Cash Equivalents Beginning of Year</i>	271,803
<i>Cash and Cash Equivalents End of Year</i>	\$425,512
 Reconciliation of Operating Income to Net Cash Provided by Operating Activities	
<i>Operating Income</i>	\$181,676
Adjustments:	
Increase in Accounts Receivable	(744)
Increase in Accounts Payable	60
Decrease in Claims Payable	(47,047)
<i>Net Cash Provided by Operating Activities</i>	\$133,945

See accompanying notes to the basic financial statements

City of Brecksville, Ohio
Statement of Fiduciary Net Assets
Fiduciary Funds
December 31, 2008

	<u>Private Purpose Trust</u>	
	<u>Cemetery</u>	<u>Agency</u>
Assets		
Equity Pooled in Cash and Cash Equivalents	<u>\$3,172</u>	<u>\$483,766</u>
Liabilities		
Undistributed Monies	0	\$18,351
Deposits Held and Due to Others	<u>0</u>	<u>465,415</u>
<i>Total Liabilities</i>	<u>0</u>	<u>\$483,766</u>
Net Assets		
Held in Trust for Cemetery	172	
Endowments	<u>3,000</u>	
<i>Total Net Assets</i>	<u>\$3,172</u>	

See accompanying notes to the basic financial statements

City of Brecksville, Ohio
Statement of Changes in Fiduciary Net Assets
Fiduciary Fund
For the Year Ended December 31, 2008

	Private Purpose Trust
	Cemetery
Additions	
Interest	\$156
Deductions	
Materials and Supplies	118
<i>Change in Net Assets</i>	38
<i>Net Assets Beginning of Year</i>	3,134
<i>Net Assets End of Year</i>	\$3,172

See accompanying notes to the basic financial statements

City of Brecksville, Ohio
Notes to the Basic Financial Statements
For the Year Ended December 31, 2008

Note 1 – Description of the City and Reporting Entity

The City of Brecksville (the "City") was incorporated under the laws of the State of Ohio in 1921, and adopted its first charter in 1956. The Charter provides for a Mayor-Council form of government. The Mayor is elected for a four-year term and the seven Council members are elected at large for staggered terms. Four Council members are elected at each regular municipal election in November of odd numbered years. Of the four elected, the three receiving the highest number of votes serve a term of four years and the fourth serves a term of two years.

Reporting Entity

A reporting entity is comprised of the primary government, component units and other organizations that are included to ensure that the financial statements are not misleading. The primary government consists of all funds, departments, boards and agencies that are not legally separate from the City. For the City of Brecksville, this includes the agencies and departments that provide the following services: police and fire protection, emergency medical, parks and recreation, planning, zoning, human services, street maintenance and repair and general administrative services. The operation of each of these activities is directly controlled by Council through the budgetary process.

Component units are legally separate organizations for which the City is financially accountable. The City is financially accountable for an organization if the City appoints a voting majority of the organization's governing board; and 1) the City is able to significantly influence the programs or services performed or provided by the organization; or 2) the City is legally entitled to or can otherwise access the organization's resources; the City is legally obligated or has otherwise assumed the responsibility to finance the deficits of, or provide financial support to, the organization; or the City is obligated for the debt of the organization. Component units may also include organizations for which the City authorizes the issuance of debt, or the levying of taxes, or determines the budget. There are no component units included as part of this report.

The City participates in one insurance purchasing pool, the Ohio Association of Public Treasurers rating pool and two jointly governed organizations, the Southwest Council of Governments and the Northeast Ohio Public Energy Council. A jointly governed organization is managed by representatives from each of the governments that create the organization, but there is neither ongoing financial interest nor responsibility on the part of the participating governments. These organizations are discussed in Note 17 and 18 to the basic financial statements.

Note 2 – Summary of Significant Accounting Policies

The financial statements of the City have been prepared in conformity with generally accepted accounting principles (GAAP) as applied to governmental units. The Governmental Accounting Standards Board (GASB) is the accepted standard-setting body for establishing governmental accounting and financial principles. The City also applies Financial Accounting Standards Board (FASB) Statements and Interpretations issued on or before November 30, 1989, to its governmental activities and to its internal service fund unless those pronouncements conflict with or contradict GASB pronouncements. The more significant of the City's accounting policies are described below.

City of Brecksville, Ohio
Notes to the Basic Financial Statements
For the Year Ended December 31, 2008

A. Basis of Presentation

The City's basic financial statements consist of government-wide statements, including a statement of net assets and a statement of activities, and fund financial statements which provide a more detailed level of financial information.

Government-wide Financial Statements The statement of net assets and the statement of activities display information about the City as a whole. These statements include the financial activities of the primary government, except for fiduciary funds. The activity of the internal service fund is eliminated to avoid "doubling up" revenues and expenses. These statements usually distinguish between those activities of the City that are governmental and those that are considered business-type. The City, however, has no business-type activities.

The statement of net assets presents the financial condition of the governmental activities of the City at year-end. The statement of activities presents a comparison between direct expenses and program revenues for each program or function of the City's governmental activities. Direct expenses are those that are specifically associated with a service, program or department and therefore clearly identifiable to a particular function. Program revenues include charges paid by the recipient of the goods or services offered by the program, grants and contributions that are restricted to meeting the operational or capital requirements of a particular program and interest earned on grants that is required to be used to support a particular program. Revenues which are not classified as program revenues are presented as general revenues of the City, with certain limited exceptions. The comparison of direct expenses with program revenues identifies the extent to which each governmental function is self-financing or draws from the general revenues of the City.

Fund Financial Statements During the year, the City segregates transactions related to certain City functions or activities in separate funds in order to aid financial management and to demonstrate legal compliance. Fund financial statements are designed to present financial information of the City at this more detailed level. The focus of governmental fund financial statements is on major funds. Each major fund is presented in a separate column. Nonmajor funds are aggregated and presented in a single column. The internal service fund is presented in a single column on the face of the proprietary fund statements. Fiduciary funds are reported by type.

B. Fund Accounting

The City uses funds to maintain its financial records during the year. A fund is defined as a fiscal and accounting entity with a self balancing set of accounts. There are three categories of funds: governmental, proprietary and fiduciary.

Governmental Funds Governmental funds are those through which most governmental functions are financed. Governmental fund reporting focuses on the sources, uses and balances of current financial resources. Expendable assets are assigned to the various governmental funds according to the purposes for which they may or must be used. Current liabilities are assigned to the fund from which they will be paid. The difference between governmental fund assets and liabilities is reported as fund balance. The following are the City's major governmental funds:

General Fund The general fund accounts for all financial resources except those required to be accounted for in another fund. The general fund balance is available to the City for any purpose provided it is expended or transferred according to the charter of the City of Brecksville and/or the general laws of Ohio.

City of Brecksville, Ohio
Notes to the Basic Financial Statements
For the Year Ended December 31, 2008

Fire Department Fund The fire department special revenue fund is used to account for monies derived from a 3.4 mill charter levy. Monies are used by the fire department to provide and maintain fire equipment and for salaries of fire department personnel.

Special Assessment Bond Retirement Fund The special assessment bond retirement debt service fund is used to account for the collection of special assessments levied against benefited properties for the payment of special assessment bond principal, interest and related costs.

General Municipal Improvement Fund The general municipal improvement capital projects fund accounts for the .5 percent increase in City income tax to be used for the acquisition, construction, or improvement of various facilities within the City.

Buildings and Improvements Fund The buildings and improvement capital projects fund accounts for City income tax to be used for the acquisition, construction, or improvement of major capital facilities.

Road Improvements Fund The road improvements capital projects fund accounts for income tax monies to be used for improvements to the various City roads.

The other governmental funds of the City account for grants and other resources whose use is restricted to a particular purpose.

Proprietary Fund Proprietary fund reporting focuses on the determination of operating income, changes in net assets, financial position and cash flows. The City's only proprietary fund is classified as an internal service fund.

Internal Service Fund Internal service funds account for the financing of services provided by one department or agency to other departments or agencies of the City on a cost-reimbursement basis. The City's only internal service fund is a health fund that accounts for prescription drug and hospital/medical claims of the City employees.

Fiduciary Funds Fiduciary fund reporting focuses on net assets and changes in net assets. The fiduciary fund category is split into four classifications: pension trust funds, investment trust funds, private purpose trust funds and agency funds. Trust funds are used to account for assets held by the City under a trust agreement for individuals, private organizations, or other governments and are therefore not available to support the City's own programs. The City's only trust fund is a private purpose trust which accounts for the perpetual care and maintenance of an individual family's burial plots in the City's cemetery through an endowment. Agency funds are custodial in nature (assets equal liabilities) and do not involve measurement of results of operations. The City's agency funds account for donations from citizens held for and used by senior citizens for home visitations, street opening fees, and deposits pledged by contractors.

C. Measurement Focus

Government-wide Financial Statements The government-wide financial statements are prepared using the economic resources measurement focus. All assets and all liabilities associated with the operation of the City are included on the Statement of Net Assets. The Statement of Activities presents increases (e.g. revenues) and decreases (e.g. expenses) in total net assets.

City of Brecksville, Ohio
Notes to the Basic Financial Statements
For the Year Ended December 31, 2008

Fund Financial Statements All governmental funds are accounted for using a flow of current financial resources measurement focus. With this measurement focus, only current assets and current liabilities generally are included on the balance sheet. The statement of revenues, expenditures and changes in fund balances reports on the sources (i.e., revenues and other financing sources) and uses (i.e., expenditures and other financing uses) of current financial resources. This approach differs from the manner in which the governmental activities of the government-wide financial statements are prepared. Governmental fund financial statements therefore include a reconciliation with brief explanations to better identify the relationship between the government-wide statements and the statements for governmental funds.

Like the government-wide statements, all proprietary funds are accounted for on a flow of economic resources measurement focus. All assets and all liabilities associated with the operation of these funds are included on the statement of fund net assets. The statement of changes in fund net assets presents increases (i.e., revenues) and decreases (i.e., expenses) in net total assets. The statement of cash flows provides information about how the City finances and meets the cash flow needs of its proprietary activities.

The private purpose trust fund is reported using a flow of economic resources measurement focus.

D. Basis of Accounting

Basis of accounting determines when transactions are recorded in the financial records and reported on the financial statements. Government-wide financial statements are prepared using the accrual basis of accounting; proprietary and fiduciary funds also use the accrual basis of accounting. Governmental funds use the modified accrual basis of accounting. Differences in the accrual and modified accrual basis of accounting arise in the recognition of revenue, the recording of deferred revenue and in the presentation of expenses versus expenditures.

Revenues - Exchange and Non-exchange Transactions Revenue resulting from exchange transactions, in which each party gives and receives essentially equal value, is recorded on the accrual basis when the exchange takes place. On a modified accrual basis, revenue is recorded in the year in which the resources are measurable and become available. Available means that the resources will be collected within the current year or are expected to be collected soon enough thereafter to be used to pay liabilities of the current year. For the City, available means expected to be received within thirty days of year-end.

Non-exchange transactions, in which the City receives value without directly giving equal value in return, include income taxes, property taxes, grants, entitlements and donations. On an accrual basis, revenue from income taxes is recognized in the period in which the income is earned. Revenue from property taxes is recognized in the year for which the taxes are levied. (See Note 7) Revenue from grants, entitlements and donations is recognized in the year in which all eligibility requirements have been satisfied. Eligibility requirements include timing requirements, which specify the year when the resources are required to be used or the year when use is first permitted, matching requirements, in which the City must provide local resources to be used for a specified purpose, and expenditure requirements, in which the resources are provided to the City on a reimbursement basis. On a modified accrual basis, revenue from non-exchange transactions must also be available before it can be recognized.

Under the modified accrual basis, the following revenue sources are considered to be both measurable and available at year-end: income tax, state-levied locally shared taxes (including gasoline tax and motor vehicle license fees), grants, fees and rentals.

City of Brecksville, Ohio
Notes to the Basic Financial Statements
For the Year Ended December 31, 2008

Deferred Revenue Deferred revenue arises when assets are recognized before revenue recognition criteria have been satisfied.

Property taxes for which there is an enforceable legal claim as of December 31, 2008, but which were levied to finance year 2009 operations, have been recorded as deferred revenue. Grants and entitlements received before the eligibility requirements are met are also recorded as deferred revenue.

On governmental fund financial statements, receivables that will not be collected within the available period have also been reported as deferred revenue.

Expenses/Expenditures On the accrual basis of accounting, expenses are recognized at the time they are incurred.

The measurement focus of governmental fund accounting is on decreases in net financial resources (expenditures) rather than expenses. Expenditures are generally recognized in the accounting period in which the related fund liability is incurred, if measurable. Allocations of cost, such as depreciation and amortization, are not recognized in governmental funds.

E. Cash and Cash Equivalents

To improve cash management, cash received by the City is pooled. Individual fund integrity is maintained through the City's records. Interest in the pool is presented as "equity in pooled cash and cash equivalents".

The City has segregated bank accounts for monies held separate from the City's central bank account. These interest-bearing depository accounts are presented as "cash and cash equivalents in segregated accounts" since they are not required to be deposited into the City treasury.

Investments are reported at fair value which is based on quoted market prices.

During 2008, investments were limited to federal home loan mortgage corporation notes, commercial paper, federal home loan bank notes, and the State Treasury Asset Reserve of Ohio (STAROhio).

STAROhio is an investment pool managed by the State Treasurer's Office, which allows governments within the State to pool their funds for investment purposes. STAROhio is not registered with the SEC as an investment company, but does operate in a manner consistent with Rule 2a7 of the Investment Company Act of 1940. Investments in STAROhio are valued at STAROhio's share price, which is the price the investment could be sold for on December 31, 2008.

Investment procedures are restricted by the provisions of the Ohio Revised Code. Interest revenue is distributed to all funds. Interest revenue credited to the general fund during 2008 amounted to \$339,845, of which \$18,196 was assigned from other funds.

Investments of the cash management pool and investments with an original maturity of three months or less at the time they are purchased by the City are presented on the financial statements as cash equivalents.

F. Inventory

Inventories are presented at cost on a first-in, first-out basis and are expended/expensed when used. Inventory consists of expendable supplies.

City of Brecksville, Ohio
Notes to the Basic Financial Statements
For the Year Ended December 31, 2008

G. Prepaid Items

Payments made to vendors for services that will benefit periods beyond December 31, 2008, are recorded as prepaid items using the consumption method by recording a current asset for the prepaid amount and reflecting the expenditure/expense in the year in which services are consumed.

H. Capital Assets

The City's only capital assets are general capital assets. General capital assets are capital assets which are associated with and generally arise from governmental activities. They generally result from expenditures in the governmental funds. General capital assets are reported in the governmental activities column of the government-wide statement of net assets but are not reported in the fund financial statements.

All capital assets are capitalized at cost (or estimated historical cost) and updated for additions and retirements during the year. The City was able to estimate the historical cost for the initial reporting of infrastructure by backtrending (i.e., estimating the current replacement cost of the infrastructure to be capitalized and using an appropriate price-level index to deflate the cost to the acquisition year or estimated acquisition year). Donated capital assets are recorded at their fair market values as of the date received. The City maintains a capitalization threshold of \$5,000. Improvements are capitalized; the costs of normal maintenance and repairs that do not add to the value of the asset or materially extend an asset's life are not.

All reported capital assets are depreciated except for land and construction in progress. Improvements are depreciated over the remaining useful lives of the related capital assets. Useful lives for infrastructure were estimated based on the City's historical records of necessary improvements and replacement. Depreciation is computed using the straight-line method over the following useful lives:

<u>Description</u>	<u>Estimated Lives</u>
Land	N/A
Buildings and Improvements	5 - 50 years
Machinery and Equipment	3 - 25 years
Furniture and Fixtures	7 - 10 years
Infrastructure	10 - 99 years

The City's infrastructure consists of roads, sidewalks, guardrails, traffic signals, storm sewers, sanitary sewers, and water lines and includes infrastructure acquired prior to December 31, 1980.

I. Interfund Balances

On fund financial statements, outstanding interfund loans and unpaid amounts for interfund services are reported as "interfund receivables/payables." Interfund loans which do not represent available expendable resources are offset by a fund balance reserve account. Interfund balance amounts are eliminated in the statement of net assets, except for any net residual amounts due between governmental and business-type activities, which are presented as internal balances.

J. Compensated Absences

Vacation benefits are accrued as a liability as the benefits are earned if the employees' rights to receive compensation are attributed to services already rendered and it is probable that the City will compensate the employees for the benefits through paid time off or some other means. The City records a liability for accumulated unused vacation time when earned for all employees with more than one year of service.

City of Brecksville, Ohio
Notes to the Basic Financial Statements
For the Year Ended December 31, 2008

Sick leave benefits are accrued as a liability using the termination method. An accrual for sick leave is made to the extent that it is probable that benefits will result in termination payments. The liability is an estimate based on the City's past experience of making termination payments.

The entire compensated absence liability is reported on the government-wide financial statements.

On the governmental fund financial statements, compensated absences are recognized as a liability and expenditure to the extent payments come due each period upon the occurrence of employee resignations and retirements. These amounts are recorded in the account "Matured Compensated Absences Payable" in the fund from which the employee who has accumulated unpaid leave is paid.

K. Accrued Liabilities and Long-Term Obligations

All payables, accrued liabilities and long-term obligations are reported in the government-wide financial statements.

In general, governmental fund payables and accrued liabilities that, once incurred, are paid in a timely manner and in full from current financial resources, are reported as obligations of the funds. However, claims, compensated absences, and contractually required pension contributions that will be paid from governmental funds are reported as a liability in the fund financial statements only to the extent that they are due for payment during the current year. Bonds and long-term loans are recognized as a liability on the governmental fund financial statements when due.

L. Fund Balance Reserves

The City reserves those portions of fund balance which are legally segregated for a specific future use or which do not represent expendable resources and therefore are not available for appropriation or expenditure. Fund balance reserves have been established for encumbrances.

M. Operating Revenues and Expenses

Operating revenues are those revenues that are generated directly from the primary activity of the proprietary fund. For the City, these revenues are charges for services for self-insurance programs. Operating expenses are necessary costs incurred to provide the service that is the primary activity of the fund. Revenues and expenses not meeting these definitions are reported as nonoperating.

N. Net Assets

Net assets represent the difference between assets and liabilities. Net assets invested in capital assets, net of related debt consists of capital assets, net of accumulated depreciation, reduced by the outstanding balances of any borrowing used for the acquisition, construction or improvement of those assets. Net assets are reported as restricted when there are limitations imposed on their use either through enabling legislation or through external restrictions imposed by creditors, grantors or laws or regulations of other governments. Net assets restricted for other purposes include law enforcement, court computerization, recycling, tree planting and natureworks.

The City applies restricted resources when an expense is incurred for purposes for which both restricted and unrestricted net assets are available.

City of Brecksville, Ohio
Notes to the Basic Financial Statements
For the Year Ended December 31, 2008

O. Internal Activity

Transfers between governmental activities are eliminated on the government wide financial statements. Internal allocations of overhead expenses from one function to another or within the same function are eliminated on the statement of activities. Interfund payments for services provided and used are not eliminated.

Exchange transactions between funds are reported as revenues in the seller funds and as expenditures/expenses in the purchaser funds. Flows of cash or goods from one fund to another without a requirement for repayment are reported as interfund transfers. Interfund transfers are reported as other financing sources/uses in governmental funds. Repayments from funds responsible for particular expenditures/expenses to the funds that initially paid for them are not presented on the financial statements.

P. Bond Issuance Costs

Bond issuance costs for underwriting fees and bond insurance for the Community Center refunding bonds and Human Services Facility general obligation bonds are being amortized using the straight-line method over the life of the bonds on the government-wide statements. The straight-line method of amortization is not materially different from the effective-interest method. On the governmental financial statements, issuance costs are reported as an expenditure in the year in which the bonds are issued. Bond issuance costs are generally paid from bond proceeds.

Q. Bond Premium

On the government-wide financial statements, bond premiums are deferred and amortized for the term of the bonds using the straight-line method. Bond premiums are presented as an increase of the face amount of the bonds payable. On governmental fund statements, bond premiums are received in the year the bonds are issued.

R. Deferred Loss on Refunding

The difference between the reacquisition price (funds required to refund the old debt) of the Community Center refunding bonds and the net carrying amount of the old debt, the deferred amount (loss) on refunding, is being amortized as a component of interest expense. The accounting loss is amortized over the remaining life of the old debt or the life of the new debt, whichever is shorter, and is presented as part of the general obligation bonds payable on the statement of net assets.

S. Extraordinary and Special Items

Extraordinary items are transactions or events that are both unusual in nature and infrequent in occurrence. Special items are transactions or events that are within the control of the City Administration and that are either unusual in nature or infrequent in occurrence.

T. Estimates

The preparation of the financial statements in conformity with generally accepted accounting principles requires management to make estimates and assumptions that affect the amounts reported in the financial statements and accompanying notes. Actual results may differ from those estimates.

City of Brecksville, Ohio
Notes to the Basic Financial Statements
For the Year Ended December 31, 2008

U. Budgetary Process

All funds, except agency funds, are legally required to be budgeted and appropriated. During 2008, the City closed the capital improvement fund, the equipment replacement fund, the library improvement fund, the human services facilities fund, the special programs fund, and the indigent prisoner assistance fund due to the City consolidating its capital project funds. These closures are shown as transfers on the financial statements. The major documents prepared are the tax budget, the certificate of estimated resources, and the appropriations ordinance, all of which are prepared on the budgetary basis of accounting. The tax budget demonstrates a need for existing or increased tax rates. The certificate of estimated resources establishes a limit on the amount Council may appropriate. The appropriations ordinance is Council's authorization to spend resources and sets annual limits on expenditures plus encumbrances at the level of control selected by Council. The legal level of budgetary control is at the object level within each department for all funds. Budgetary modifications may only be made by ordinance of the City Council at the legal level of control.

The certificate of estimated resources may be amended during the year if projected increases or decreases in revenue are identified by the Finance Director. The amounts reported as the original and final budgeted amounts on the budgetary statements reflect the amounts on the certificate of estimated resources when the original and final appropriations were enacted by Council.

The appropriation resolution is subject to amendment throughout the year with the restriction that appropriations cannot exceed estimated resources. The amounts reported as the original budgeted amounts reflect the first appropriation resolution for that fund that covered the entire year, including amounts automatically carried forward from prior years. The amounts reported as the final budgeted amounts represent the final appropriation amounts passed by Council during the year.

Note 3 – Change in Accounting Principle and Restatement of Prior Year Net Assets

A. Change in Accounting Principle

For 2008, the City has implemented Governmental Accounting Standards Board (GASB) Statement No. 49, "Accounting and Financial Reporting for Pollution Remediation Obligations". GASB Statement No. 49 addresses accounting and financial reporting standards for pollution (including contamination) remediation obligations, which are obligations to address the current or potential detrimental effect of existing pollution by participating in pollution remediation activities such as site assessments and cleanups. The implementation of this Statement did not result in any change to the City's financial statements.

B. Restatement of Prior Year Net Assets

During 2008, it was determined that capital assets had been overstated in prior years by \$1,804,044 due to completed projects that had been included in both construction in progress and depreciable capital assets, and net assets needed to be restated. This restatement reduced Net Assets at January 1, 2008, from \$82,566,462 to \$80,762,418.

Note 4 – Accountability

At December 31, 2008 the general municipal improvement capital projects fund and the police pension special revenue fund had individual fund deficits in the amounts of \$576,678 and \$78,897, respectively. The deficits are caused by the recognition of expenditures on the modified accrual basis of accounting. The general fund is liable for the deficits in these funds and provides transfers when cash is required, not when accruals occur.

City of Brecksville, Ohio
Notes to the Basic Financial Statements
For the Year Ended December 31, 2008

Note 5 – Budgetary Basis of Accounting

While the City is reporting financial position, results of operations and changes in fund balance on the basis of generally accepted accounting principles (GAAP), the budgetary basis as provided by law is based upon accounting for certain transactions on a basis of cash receipts, disbursements and encumbrances. The Statement of Revenues, Expenditures and Changes in Fund Balances - Budget (Non-GAAP Basis) and Actual presented for the General and Fire Department Funds is presented on the budgetary basis to provide a meaningful comparison of actual results with the budget.

The major differences between the budget basis and GAAP basis are as follows:

1. Revenues are recorded when received in cash (budget) as opposed to when susceptible to accrual (GAAP).
2. Expenditures are recorded when paid in cash (budget) as opposed to when the liability is incurred (GAAP).
3. Encumbrances are treated as expenditures (budget) rather than as a reservation of fund balance (GAAP).
4. Investments reported at cost (budget) rather than fair value (GAAP).

Adjustments necessary to convert the results of operations at the end of the year on the GAAP basis to the Budget basis are as follows:

Net Change in Fund Balance		
General and Fire Department Special Revenue Funds		
	General	Fire Department
GAAP Basis	\$1,475,075	\$206,886
Net Adjustment for Revenue Accruals	(1,449,768)	0
Beginning Fair Value Adjustment for Investments	(25,085)	0
Ending Fair Value Adjustment for Investments	53,548	0
Net Adjustment for Expenditure Accruals	74,498	17,535
Encumbrances	(430,475)	(16,867)
Budget Basis	(\$302,207)	\$207,554

Note 6 – Deposits and Investments

The City has chosen to follow State statutes and classify monies held by the City into three categories.

Active deposits are public deposits necessary to meet current demands on the treasury. Such monies must be maintained either as cash in the City treasury, in commercial accounts payable or withdrawable on demand, including negotiable order of withdrawal (NOW) accounts, or in money market deposit accounts.

Inactive deposits are monies identified as not required for use within the current five year period of designation of depositories. Inactive deposits must either be evidenced by certificates of deposit maturing not later than the end of the current period of designation of depositories, or by savings or deposit accounts including, but not limited to, passbook accounts.

City of Brecksville, Ohio
Notes to the Basic Financial Statements
For the Year Ended December 31, 2008

Interim monies are those monies which are not needed for immediate use but which will be needed before the end of the current period of designation of depositories. Interim monies may be deposited or invested in the following securities:

1. United States Treasury Notes, Bills, Bonds, or any other obligation or security issued by the United States Treasury or any other obligation guaranteed as to principal and interest by the United States;
2. Bonds, notes, debentures, or any other obligations or securities issued by any federal government agency or instrumentality, including but not limited to, the Federal National Mortgage Association, Federal Home Loan Bank, Federal Farm Credit Bank, Federal Home Loan Mortgage Corporation, Government National Mortgage Association, and Student Loan Marketing Association. All federal agency securities shall be direct issuances of federal government agencies or instrumentalities;
3. Written repurchase agreements in securities listed above;
4. Bonds and other obligations of the State of Ohio or Ohio local governments;
5. Time certificates of deposit or savings or deposit accounts including, but not limited to, passbook accounts;
6. No-load money market mutual funds consisting exclusively of obligations described in division (1) or (2) and repurchase agreements secured by such obligations;
7. The State Treasurer's investment pool (STAROhio); and
8. Certain bankers' acceptances and commercial paper notes for a period not to exceed one hundred eighty days in an amount not to exceed 25 percent of the interim monies available for investment at any one time.

Investments in stripped principal or interest obligations, reverse repurchase agreements and derivatives are prohibited. The issuance of taxable notes for the purpose of arbitrage, the use of leverage and short selling are also prohibited. An investment must mature within five years from the date of purchase unless matched to a specific obligation or debt of the City, and must be purchased with the expectation that it will be held to maturity.

Investments may only be made through specified dealers and institutions. Payment for investments may be made only upon delivery of the securities representing the investments to the treasurer or qualified trustee or, if the securities are not represented by a certificate, upon receipt of confirmation of transfer from the custodian.

Deposits

Custodial credit risk is the risk that in the event of bank failure, the City's deposits may not be returned to it. Protection of the City's deposits is provided by the Federal Deposit Insurance Corporation, by eligible securities pledged by the financial institution, by surety company bonds or by a single collateral pool established by the financial institution. In accordance with Chapter 135 of the Ohio Revised Code, any public depository receiving deposits pursuant to an award of City funds shall be required to pledge security for repayment of all public moneys. The City has no investment policy dealing with deposit

City of Brecksville, Ohio
Notes to the Basic Financial Statements
For the Year Ended December 31, 2008

custodial risk beyond the requirement in state statute that requires securities purchased pursuant to this division shall be delivered into the custody of the Finance Director or an agent designated by the Finance Director.

At year-end, the carrying amount of the City's deposits was \$14,342,546 and the bank balance was \$14,870,423. Of the uninsured bank balance, \$568,484 was collateralized with securities held by the pledging institution's trust department, not in the City's name.

Investments

Investments are reported at fair value. As of December 31, 2008, the City had the following investments:

	Maturity		
	Less Than One Year	More Than One Year But Less Than Two Years	Total
	Federal Home Loan Mortgage Corporation Notes	\$0	\$2,002,585
Commercial Paper	985,743	0	985,743
Federal Home Loan Bank Notes	499,650	0	499,650
STAROhio	44,429	0	44,429
Total Portfolio	\$1,529,822	\$2,002,585	\$3,532,407

Interest Rate Risk arises because potential purchasers of debt securities will not agree to pay face value for those securities if interest rates subsequently increase. The City's investment policy addresses interest rate risk by requiring that the City's investment portfolio be structured so that securities mature to meet cash requirements for ongoing operations and/or long-term debt payments, thereby avoiding that need to sell securities on the open market prior to maturity and by investing operating funds primarily in short-term investments. The City investment policy also limits security purchases to those that mature in five years unless specifically matched to a specific cash flow.

Credit Risk is addressed by the City's investment policy by the requirements that all investments are authorized by Ohio Revised Code and that the portfolio be diversified both by types of investment and issuer. All investments of the City carry a rating AAA by Standard & Poor's, except for the commercial paper, which carries a rating of A1+ by Standard & Poor's. Ohio law requires that investments in commercial paper are limited to notes rated at the time of purchase to the highest classification established by two nationally recognized standard rating services.

Concentration of Credit Risk is defined by the Governmental Accounting Standards Board as five percent or more in the securities of a single issuer. The City's investment policy requires diversification of the portfolio but does not indicate specific percentage allocations. The following is the City's allocation as of December 31, 2008:

Investment Issuer	Percentage of Investments
Federal Home Loan Mortgage Corporation Notes	56.69 %
Commercial Paper	27.91
Federal Home Loan Bank Notes	14.14
STAROhio	1.26
Total	100.00 %

City of Brecksville, Ohio
Notes to the Basic Financial Statements
For the Year Ended December 31, 2008

Note 7 – Receivables

Receivables at December 31, 2008, consisted primarily of municipal income taxes, property and other taxes, accounts (billings for user charged services and court fines), special assessments, interfund, and intergovernmental receivables arising from grants, entitlements and shared revenues. No allowance for doubtful accounts has been recorded because uncollectible amounts are expected to be insignificant. All receivables except for special assessments and delinquent property taxes are expected to be collected within one year.

Special assessments expected to be collected in more than one year amount to \$3,689,000 in the special assessments bond retirement fund. At December 31, 2008 the amount of delinquent special assessments was \$26,999.

A. Property Taxes

Property taxes include amounts levied against all real, public utility and tangible personal property located in the City. Property tax revenue received during 2008 for real and public utility property taxes represents collections of the 2007 taxes. Property tax payments received during 2008 for tangible personal property (other than public utility property) is for 2008 taxes.

2008 real property taxes are levied after October 1, 2008 on the assessed value as of January 1, 2008, the lien date. Assessed values are established by State law at 35 percent of appraised market value. 2008 real property taxes are collected in and intended to finance 2009.

Real property taxes are payable annually or semi-annually. If paid annually, the payment is due December 31; if paid semi-annually, the first payment is due December 31 with the remainder payable by June 20. Under certain circumstances, State statute permits later payment dates to be established.

Public utility tangible personal property currently is assessed at varying percentages of true value; public utility real property is assessed at 35 percent of true value. 2008 public utility property taxes which became a lien on December 31, 2007, are levied after October 1, 2008, and are collected in 2009 with real property taxes.

2008 tangible personal property taxes are levied after October 1, 2007, on the value as of December 31, 2007. Collections are made in 2008. Tangible personal property assessments are being phased out – the assessment percentage for all property including inventory for 2008 is 6.25 percent. This will be reduced to zero for 2009. Payments by multi-county taxpayers are due September 20. Single county taxpayers may pay annually or semi-annually. If paid annually, payment is due April 30; if paid semi-annually, the first payment is due April 30, with the remainder payable by September 20.

The full tax rate for all City operations for the year ended December 31, 2008, was \$8.50 per \$1,000 of assessed value. The assessed values of real and tangible personal property upon which 2008 property tax receipts were based are as follows:

City of Brecksville, Ohio
Notes to the Basic Financial Statements
For the Year Ended December 31, 2008

Category	Assessed Value
Real Estate:	
Residential/Agricultural	\$486,131,280
Other Real Estate	106,177,280
Tangible Personal Property	
Public Utility	14,924,650
General	8,871,057
Total Assessed Values	<u>\$616,104,267</u>

The County Treasurer collects property taxes on behalf of all taxing districts in the county, including the City of Brecksville. The County Auditor periodically remits to the City its portion of the taxes collected. Property taxes receivable represents real and tangible personal property taxes, public utility taxes and outstanding delinquencies which are measurable as of December 31, 2008 and for which there is an enforceable legal claim. In the general, fire department, road maintenance, bond retirement and police pension funds, the entire receivable has been offset by deferred revenue since the current taxes were not levied to finance 2008 operations and the collection of delinquent taxes during the available period are not subject to reasonable estimation. On a full accrual basis, collectible delinquent property taxes have been recorded as a receivable and revenue while on a modified accrual basis the revenue is deferred.

B. Income Tax

The City levies a municipal income tax of two percent on substantially all income earned within the City. This tax also applies to the net income of businesses operating within the City. Residents of the City are granted one hundred percent credit for taxes paid to other municipalities.

Employers within the City are required to withhold income tax on employee compensation and remit the tax to the City either monthly or quarterly, as required. Corporations and other individual taxpayers are required to pay their estimated tax quarterly and file a declaration annually. By City ordinance, \$2,472,000 of total income tax proceeds are credited to the following capital projects funds: \$960,000 to the general municipal improvement fund, \$1,200,000 to the buildings and improvements fund, \$120,000 to the road improvements fund, and \$192,000 to the capital improvement fund.

C. Intergovernmental Receivables

A summary of the intergovernmental receivables follows:

Governmental Activities	
Homestead and Rollback	\$291,313
Estate Tax	263,812
Inheritance Tax	218,994
Local Government	189,587
Excise Tax	169,503
Gasoline Tax	83,806
Auto Registration	46,010
Permissive Tax	16,766
Other	2,435
Total	<u>\$1,282,226</u>

City of Brecksville, Ohio
Notes to the Basic Financial Statements
For the Year Ended December 31, 2008

Note 8 – Interfund Transfers and Balances

Interfund transfers for the year ended December 31, 2008 consisted of the following:

Transfer To	Transfers From			Totals
	General	Buildings and Improvements	Other Governmental	
General	\$0	\$0	\$254,555	\$254,555
Fire Department	0	0	82,517	82,517
General Municipal Improvement	0	0	139,067	139,067
Buildings and Improvements	350,000	0	91,515	441,515
Other Governmental Funds	1,175,000	1,655,848	50,291	2,881,139
<i>Total All Funds</i>	<u>\$1,525,000</u>	<u>\$1,655,848</u>	<u>\$617,945</u>	<u>\$3,798,793</u>

A. Interfund Transfers

Transfers are used to move revenues from the fund that statute or budget requires to collect them to the fund that statute or budget requires to expend them. A transfer from the general fund to the community center fund of \$800,000 was to fund its operations. Transfers from the general fund to the capital improvement fund of \$75,000 was to fund capital equipment purchases while a transfer of \$350,000 to the buildings and improvements fund was for capital building improvements. In addition, \$300,000 from the general fund was transferred in to the general obligation bond retirement fund to facilitate early loan payments. A transfer of \$500,000 was made from the buildings and improvements fund to the police station fund in anticipation of building a new police station. To provide funds for loan payments, transfers totaling \$45,737 were made to the issue II fund from the capital improvement fund, the public utility improvement fund, and the road improvements fund. The general obligation bond retirement fund is funded for loan payment obligations from the buildings and improvements fund. In 2008, this amount was \$1,155,848.

During fiscal year 2008, the City made resolutions to close six funds by year end. In order to do this, the City transferred any remaining fund balances in the six funds to other specified funds. To close out the capital improvement fund amounts of \$82,517 and \$49,314 were transferred to the fire department fund and the general municipal improvement fund, respectively. To close the equipment replacement fund \$89,753 was transferred to the general municipal improvement fund. To close the library improvement fund and the human services facilities fund \$37,460 and \$54,055, respectively, were transferred to the buildings and improvements fund. To close out the special programs fund \$8,122 was transferred to the general fund. To close out the indigent prisoner assistance fund \$4,554 was transferred to the indigent drivers fund. Also, amounts of \$212,789 and \$33,644 were transferred out of the capital improvement fund and the human services facilities fund, respectively, to the general fund due to outstanding encumbrances within the capital improvement fund and the human services facilities fund being re-appropriated to the general fund before year end.

B. Interfund Balances

The general municipal improvement and road improvements major capital projects funds had interfund payable balances of \$160,186 and \$69,814, respectively, and the general fund had an interfund receivable balance of \$230,000 due to the issuance of a manuscript bond.

The manuscript bond represents a special assessment bond that was issued on August 13, 2008, at 5.05 percent. This bond is due on December 1, 2025, and was used for construction of an access road off Route 21. The manuscript bond was issued by the City and purchased by the general fund as an investment.

City of Brecksville, Ohio
Notes to the Basic Financial Statements
For the Year Ended December 31, 2008

Note 9 – Capital Assets

A summary of changes in capital assets during 2008 follows:

Governmental Activities	Restated Balance 12/31/2007	Additions	Deductions	Balance 12/31/2008
<i>Capital Assets not being Depreciated:</i>				
Land	\$9,209,142	\$0	\$0	\$9,209,142
Construction in Progress	1,790,616	4,152,301	(973,587)	4,969,330
<i>Total Capital Assets not being Depreciated</i>	<u>10,999,758</u>	<u>4,152,301</u>	<u>(973,587)</u>	<u>14,178,472</u>
<i>Capital Assets being Depreciated:</i>				
Buildings and Improvements	26,887,843	980,046	0	27,867,889
Machinery and Equipment	10,313,692	938,437	(537,843)	10,714,286
Furniture and Fixtures	733,680	15,600	(87,898)	661,382
Infrastructure:				
Roads	34,227,299	737,607	0	34,964,906
Sidewalks	3,589,949	0	0	3,589,949
Guardrails	425,927	0	0	425,927
Traffic Signals	2,314,614	0	0	2,314,614
Storm Sewers	7,182,662	0	0	7,182,662
Sanitary Sewers	12,725,631	0	0	12,725,631
Water Lines	9,263,718	0	0	9,263,718
<i>Total Capital Assets being Depreciated</i>	<u>107,665,015</u>	<u>2,671,690</u>	<u>(625,741)</u>	<u>109,710,964</u>
<i>Less Accumulated Depreciation:</i>				
Buildings and Improvements	(7,445,996)	(862,769)	0	(8,308,765)
Machinery and Equipment	(5,679,723)	(966,338)	537,839	(6,108,222)
Furniture and Fixtures	(678,241)	(40,357)	83,630	(634,968)
Infrastructure:				
Roads	(19,240,221)	(812,099)	0	(20,052,320)
Sidewalks	(2,582,152)	(89,749)	0	(2,671,901)
Guardrails	(376,005)	(2,682)	0	(378,687)
Traffic Signals	(484,431)	(107,329)	0	(591,760)
Storm Sewers	(1,893,750)	(73,789)	0	(1,967,539)
Sanitary Sewers	(2,761,730)	(115,272)	0	(2,877,002)
Water Lines	(2,282,104)	(75,584)	0	(2,357,688)
<i>Total Accumulated Depreciation</i>	<u>(43,424,353)</u>	<u>(3,145,968) *</u>	<u>621,469</u>	<u>(45,948,852)</u>
<i>Total Capital Assets being Depreciated, Net</i>	<u>64,240,662</u>	<u>(474,278)</u>	<u>(4,272)</u>	<u>63,762,112</u>
<i>Governmental Activities Capital Assets, Net</i>	<u>\$75,240,420</u>	<u>\$3,678,023</u>	<u>(\$977,859)</u>	<u>\$77,940,584</u>

City of Brecksville, Ohio
Notes to the Basic Financial Statements
For the Year Ended December 31, 2008

*Depreciation expense was charged to governmental activities as follows:

General Government:	
Legislative and Executive	\$222,745
Public Safety:	
Police	93,695
Fire	226,618
Street Construction, Maintenance and Repair	1,689,883
Housing and Community Development	305,830
Basic Utility Services	285,014
Recreational Activities	322,183
Total Depreciation Expense	<u>\$3,145,968</u>

Note 10 – Contingencies

A. Grants

The City received financial assistance from Federal and State agencies in the form of grants. The disbursement of funds received under these programs generally requires compliance with the terms and conditions specified in the grant agreements and are subject to audit by the grantor agencies. Any disallowed claims resulting from such audits could become a liability of the general fund or other applicable funds. However, in the opinion of management, any such disallowed claims will not have a material adverse effect on the overall financial position of the City at December 31, 2008.

B. Litigation

There are four lawsuits pending against the City and none contain monetary claims, so there is no pending liability at this time.

Note 11 – Other Employee Benefits

A. Compensated Absences

The criteria for determining vacation and sick leave benefits are derived from negotiated agreements and State laws. Employees earn two to six weeks of vacation per year, depending upon length of service. Vacation accumulation is limited to one year. All accumulated unused vacation time is paid upon termination of employment.

Employees earn sick leave at the rate of 6.46 hours per pay for firefighters and 4.61 hours per pay for all other employees. Sick leave accumulation is limited to 120 days for police and unlimited for all others. Upon retirement or death, an employee can be paid thirty-three percent of accumulated, unused sick leave.

B. Dental Insurance

The City provides dental benefits to employees through Assurant. The family and single premiums for 2008 were \$85.36 and \$27.55, respectively.

City of Brecksville, Ohio
Notes to the Basic Financial Statements
For the Year Ended December 31, 2008

Note 12 – Defined Benefit Pension Plans

A. Ohio Public Employees Retirement System

Plan Description – The City participates in the Ohio Public Employees Retirement System (OPERS). OPERS administers three separate pension plans. The traditional plan is a cost-sharing, multiple-employer defined benefit pension plan. The member-directed plan is a defined contribution plan in which the member invests both member and employer contributions (employer contributions vest over five years at 20 percent per year). Under the member directed plan, members accumulate retirement assets equal to the value of the member and vested employer contributions plus any investment earnings. The combined plan is a cost-sharing, multiple-employer defined benefit pension plan that has elements of both a defined benefit and a defined contribution plan. Under the combined plan, OPERS invests employer contributions to provide a formula retirement benefit similar in nature to the traditional pension plan benefit. Member contributions, the investment of which is self-directed by the members, accumulate retirement assets in a manner similar to the member-directed plan.

OPERS provides retirement, disability, survivor and death benefits and annual cost of living adjustments to members of the traditional and combined plans. Members of the member-directed plan do not qualify for ancillary benefits. Authority to establish and amend benefits is provided by Chapter 145 of the Ohio Revised Code. OPERS issues a stand-alone financial report. Interested parties may obtain a copy by writing to OPERS, 277 East Town Street, Columbus, Ohio 43215-4642 or by calling (614) 222-5601 or 800-222-7377.

Funding Policy – The Ohio Revised Code provides statutory authority for member and employer contributions. For the year ended December 31, 2008, members in state and local classifications contributed 10 percent of covered payroll, public safety and law enforcement members contributed 10.1 percent.

The City's contribution rate for 2008 was 14 percent, except for those plan members in law enforcement or public safety, for whom the City's contribution was 17.40 percent of covered payroll. The Ohio Revised Code provides statutory authority for member and employer contributions.

The City's required contributions for pension obligations to the traditional and combined plans for the years ended December 31, 2008, 2007, and 2006 were \$462,707, \$508,847 and \$565,116 respectively; 93.65 percent has been contributed for 2008 and 100 percent for 2007 and 2006. Contributions to the member-directed plan for 2008 were \$9,674 made by the City and \$6,910 made by the plan members.

B. Ohio Police and Fire Pension Fund

Plan Description – The City contributes to the Ohio Police and Fire Pension Fund (OP&F), a cost-sharing multiple-employer defined benefit pension plan. OP&F provides retirement and disability pension benefits, annual cost-of-living adjustments, and death benefits to plan members and beneficiaries. Benefit provisions are established by the Ohio State Legislature and are codified in Chapter 742 of the Ohio Revised Code. OP&F issues a publicly available financial report that includes financial information and required supplementary information for the plan. That report may be obtained by writing to the Ohio Police and Fire Pension Fund, 140 East Town Street, Columbus, Ohio 43215-5164.

City of Brecksville, Ohio
Notes to the Basic Financial Statements
For the Year Ended December 31, 2008

Funding Policy – Plan members are required to contribute 10 percent of their annual covered salary to fund pension obligations. The City’s contribution was 19.5 percent for police officers and 24 percent for firefighters. Contribution rates are established by State statute. For 2008, a portion of the City’s contribution equal to 6.75 percent of covered payroll was allocated to fund the post-employment health care plan. The City’s pension contributions to the OP&F for police and firefighters were \$287,133 and \$208,926 for the year ended December 31, 2008, \$278,290 and \$200,787 for the year ended December 31, 2007, and \$244,727 and \$181,298 for the year ended December 31, 2006. The full amount has been contributed for 2007 and 2006. 69.31 percent has been contributed for police and 70.91 percent has been contributed for firefighters for 2008.

Note 13 – Postemployment Benefits

A. Ohio Public Employees Retirement System

Plan Description – OPERS maintains a cost sharing multiple employer defined benefit post-employment health care plan for qualifying members of both the traditional and combined pension plans. Members of the member-directed plan do not qualify for ancillary benefits, including post-employment health care. The plan includes a medical plan, a prescription drug program and Medicare Part B premium reimbursement.

To qualify for post-employment health care coverage, age and service retirees under the traditional and combined plans must have ten or more years of qualifying Ohio service credit. Health care coverage for disability benefit recipients and qualified survivor benefit recipients is available. The Ohio Revised Code permits, but does not require, OPERS to provide health care benefits to its eligible members and beneficiaries. Authority to establish and amend benefits is provided in Chapter 145 of the Ohio Revised Code.

Disclosures for the health care plan are presented separately in the OPERS financial report which may be obtained by writing to OPERS, 277 East Town Street, Columbus, Ohio 43215-4642 or by calling (614) 222-5601 or 800-222-7377.

Funding Policy – The post-employment health care plan was established under, and is administered in accordance with, Internal Revenue Code 401(h). State statute requires that public employers fund post-employment health care through contributions to OPERS. A portion of each employer’s contribution to the traditional and combined plans is set aside for the funding of post-employment health care.

Employer contribution rates are expressed as a percentage of the covered payroll of active employees. In 2008, state and local employers contributed 14 percent of covered payroll (17.40 percent for public safety and law enforcement). Each year, the OPERS retirement board determines the portion of the employer contribution rate that will be set aside for funding post-employment health care benefits. For 2008, the amount of the employer contributions which was allocated to fund post-employment health care was 7 percent of covered payroll.

The retirement board is also authorized to establish rules for the payment of a portion of the health care benefits by the retiree or the retiree’s surviving beneficiaries. Payment amounts vary depending on the number of covered dependents and the coverage selected.

The City’s contributions allocated to fund post-employment health care benefits for the years ended December 31, 2008, 2007 and 2006 were \$462,707, \$388,928 and \$276,415 respectively; 93.65 percent has been contributed for 2008 and 100 percent for 2007 and 2006.

City of Brecksville, Ohio
Notes to the Basic Financial Statements
For the Year Ended December 31, 2008

The Health Care Preservation Plan (HCPP) adopted by the OPERS Retirement Board on September 9, 2004, was effective January 1, 2007. Member and employer contribution rates increased as of January 1, 2006, January 1, 2007, and January 1, 2008, which allowed additional funds to be allocated to the health care plan.

B. Police and Firemen's Disability and Pension Fund

Plan Description – The City contributes to the Ohio Police and Fire Pension Fund (OP&F) sponsored health care program, a cost-sharing multiple-employer defined post-employment healthcare plan administered by OP&F. OP&F provides healthcare benefits including coverage for medical, prescription drugs, dental, vision, Medicare Part B premium reimbursement and long-term care to retirees, qualifying benefit recipients and their eligible dependents.

OP&F provides access to post-retirement healthcare coverage for any person who receives or is eligible to receive a monthly service, disability or survivor benefit or is a spouse or eligible dependent child of such person.

The Ohio Revised Code allows, but does not mandate, OP&F to provide OPEB benefits. Authority for the OP&F Board of Trustees to provide healthcare coverage to eligible participants and to establish and amend benefits is codified in Chapter 742 of the Ohio Revised Code.

OP&F issues a publicly available financial report that includes financial information and required supplementary information for the Plan. That report may be obtained by writing to the Ohio Police and Fire Pension Fund, 140 East Town Street, Columbus, Ohio 43215-5164.

Funding Policy – OP&F's post-employment healthcare plan was established and is administered as an Internal Revenue Code 401(h) account within the defined benefit pension plan, under the authority granted by the Ohio Revised Code to the OP&F Board of Trustees. The Ohio Revised Code sets the contribution rates for participating employers and for plan members to the OP&F. Participating employers are required to contribute to the pension plan at rates expressed as percentages of the payroll of active pension plan members, currently, 19.50 percent and 24.00 percent of covered payroll for police and firefighters, respectively.

The Board of Trustees is authorized to allocate a portion of the total employer contributions made to the pension plan to the 401(h) account as the employer contribution for employee healthcare benefits. For the year ended December 31, 2008, the employer contribution allocated to the healthcare plan was 6.75 percent of covered payroll. The amount of employer contributions allocated to the healthcare plan each year is subject to the trustees' primary responsibility to ensure that pension benefits are adequately funded and also is limited by the provisions of Section 401(h).

The OP&F Board of Trustees is also authorized to establish requirements for contributions to the healthcare plan by retirees and their eligible dependents, or their surviving beneficiaries. Payment amounts vary depending on the number of covered dependents and the coverage selected.

The City's contributions to OP&F which were allocated to fund post-employment healthcare benefits for police and firefighters were \$152,011 and \$81,754 for the year ended December 31, 2008, \$147,330 and \$78,569 for the year ended December 31, 2007, and \$161,416 and \$86,465 for the year ended December 31, 2006. The full amount has been contributed for 2007 and 2006. 69.31 percent has been contributed for police and 70.91 percent has been contributed for firefighters for 2008.

City of Brecksville, Ohio
Notes to the Basic Financial Statements
For the Year Ended December 31, 2008

Note 14 – Risk Management

A. Property and Liability

The City is exposed to various risks of loss related to torts; theft of, damage to, and destruction of assets; errors and omissions; injuries to employees and natural disasters. During 2008, the City contracted with several companies for various types of insurance as follows:

Company	Type of Coverage	Coverage Amount
Wichert Insurance Services	Blanket Building/Contents	\$37,620,796
	Crime	250,000
	Public Officials Liability	1,000,000
	General Liability	1,000,000
	Garage Keepers Liability	120,000
	Auto	1,000,000
	Umbrella Liability	10,000,000
Curtis Insurance Services	Law Enforcement	1,000,000

Settled claims have not exceeded commercial coverage in any of the last three years. There were no significant reductions in coverage from the prior year.

B. Workers' Compensation

The City participates in the Ohio Association of Public Treasurers rating pool (See Note 17). The intent of the OAPT is to achieve the benefit of a reduced premium for the participants, foster safer working environments and foster cost-effective claims management by virtue of its grouping and representation with other participants. The workers' compensation experience rating of the participating cities is calculated as one experience and a common premium rate is applied to all cities in the OAPT. Each participant pays its workers' compensation premium to the State based on the rate for the OAPT group rather than its individual rate. Total savings are then calculated and each participant's individual performance is compared to the overall savings of the OAPT. A participant will then either receive money from or be required to contribute to the "Equity Pooling Fund." This "equity pooling" arrangement insures that each participant shares equally in the overall performance of the OAPT. Participation in the OAPT is limited to cities that can meet the OAPT's selection criteria. The firm of Integrated Consulting Services provides administrative, cost control and actuarial services to the OAPT.

C. Employee Insurance Benefits

The City manages employee prescriptions and health benefits on a self-insured basis. The employee health benefit plan provides basic health coverage through Medical Mutual, the third-party administrator of the program, which reviews and pays the claims. A specific excess loss coverage insurance (stop-loss) policy with Medical Mutual covers claims in excess of \$85,000 per person per year to a maximum specific benefit of \$2,500,000 per person.

The claims liability of \$104,122, reported in the self-insurance fund at December 31, 2008, is estimated by the third-party administrator and is based on the requirements of Governmental Accounting Standards Board Statement No. 30, which requires that a liability for unpaid claims costs, including estimates of costs relating to incurred but not reported claims, be reported. The estimate was not affected by incremental claims adjustments expenses and does not include other allocated or unallocated claim adjustment expenses.

City of Brecksville, Ohio
Notes to the Basic Financial Statements
For the Year Ended December 31, 2008

Changes in the fund's claims liability amount for the last two years follow:

	Balance at Beginning of Year	Current Year Claims	Claims Payment	Balance at End of Year
2007	\$186,537	\$949,571	\$984,939	\$151,169
2008	151,169	791,063	838,110	104,122

Note 15 – Long-Term Obligations

The original issue date, interest rate, original issuance amount and maturity date for each of the City's long-term obligations follows:

	Original Issue Date	Interest Rate	Original Issue Amount	Date of Maturity
General Obligation				
Library Refunding				
Capital Interest Serial Bonds	1997	3.75% to 5.10%	\$1,630,000	December 1, 2012
Community Center Refunding - 1997	1997	3.75% to 5.10%	1,585,000	December 1, 2012
Community Center Refunding - 2004	2004	2.00% to 3.00%	1,785,000	December 1, 2012
Human Services Facility	2004	2.10% to 5.00%	6,000,000	December 1, 2023
Tree Farm Property	2005	3.00% to 4.75%	4,205,000	December 1, 2025
Special Assessment				
Route 21 Access Road - 2005	2005	3.10% to 4.75%	165,000	December 1, 2025
Sewer Project #1312 #2	1988	7.25%	2,310,000	December 1, 2008
Old Royalton Road Water Main	1989	7.25%	117,000	December 1, 2009
Oakhurst-Fitzwater Sanitary Sewer Refunding	1997	3.75% to 5.10%	875,000	December 1, 2012
Southpointe Parkway	1997	3.85% to 5.35%	1,190,000	December 1, 2017
Service Road Sewer and Water	2001	4.00% to 4.90%	935,000	December 1, 2021
Four Seasons Sewer and Water	2001	4.00% to 4.90%	1,265,000	December 1, 2021
Route 21, Hilton, Whitewood Sewer and Storm	2005	3.00% to 5.00%	1,075,000	December 1, 2025
OPWC Loans				
Elm Street Improvement	1996	0.00%	234,638	January 1, 2016
Fairview, Pershing, Wallings Water Main	1999	0.00%	224,480	January 1, 2019
Brecksville Center and Old Town Water Main	1999	0.00%	224,475	July 1, 2019
Route 21, Hilton, Whitewood Sanitary Sewer	2005	0.00%	231,143	July 1, 2025
Fitzwater, Riverview, Wiese, Carriage Hill Cleaning	2006	0.00%	162,934	January 1, 2027

City of Brecksville, Ohio
Notes to the Basic Financial Statements
For the Year Ended December 31, 2008

A schedule of changes in bonds and other long-term obligations of the City during 2008 follows:

	Principal Outstanding 12/31/2007	Additions	Deletions	Principal Outstanding 12/31/2008	Amounts Due in One Year
Governmental Activities					
<i>General Obligations Bonds:</i>					
Library Refunding					
Current Interest Serial Bonds	\$900,000	\$0	(\$730,000)	\$170,000	\$170,000
Community Center Refunding - 1997	775,000	0	(140,000)	635,000	150,000
Community Center Refunding - 2004	1,025,000	0	(195,000)	830,000	200,000
Unamortized Loss	(9,638)	0	1,928	(7,710)	0
Premium on Refunding Bonds	1,001	0	(200)	801	201
Total Community Center Refunding Bonds	1,016,363	0	(193,272)	823,091	200,201
Human Services Facility Bonds	5,110,000	0	(245,000)	4,865,000	250,000
Premium on Bonds	90,784	0	(5,674)	85,110	5,674
Total Human Services Facility Bonds	5,200,784	0	(250,674)	4,950,110	255,674
Tree Farm Property Bonds	3,915,000	0	(155,000)	3,760,000	160,000
Premium on Bonds	68,401	0	(3,800)	64,601	3,800
Total Tree Farm Property Bonds	3,983,401	0	(158,800)	3,824,601	163,800
<i>Total General Obligation Bonds</i>	11,875,548	0	(1,472,746)	10,402,802	939,675
<i>Special Assessment Bonds with Governmental Commitment:</i>					
Route 21 Access Road - 2005	160,000	0	(5,000)	155,000	5,000
Premium on Bonds	2,352	0	(131)	2,221	131
Total Route 21 Access Road - 2005	162,352	0	(5,131)	157,221	5,131
Sewer Project #1312 #2	120,000	0	(120,000)	0	0
Old Royalton Road Water Main	17,000	0	(10,000)	7,000	7,000
Oakhurst-Fitzwater Sanitary Sewer Refunding	425,000	0	(80,000)	345,000	75,000
Southpointe Parkway	725,000	0	(60,000)	665,000	60,000
Service Road Sewer and Water	705,000	0	(45,000)	660,000	45,000
Four Seasons Sewer and Water	1,000,000	0	(55,000)	945,000	55,000
Route 21, Hilton, Whitewood Sewer and Storm	1,015,000	0	(40,000)	975,000	40,000
<i>Total Special Assessment Bonds</i>	4,169,352	0	(415,131)	3,754,221	287,131
<i>OPWC Loans:</i>					
Elm Street Improvement	99,721	0	(11,732)	87,989	11,732
Fairview, Pershing, Walling Water Main	123,464	0	(11,224)	112,240	11,224
Brecksville Center and Old Town Water Main	129,073	0	(11,224)	117,849	11,224
Route 21, Hilton, Whitewood Sanitary Sewer	202,250	0	(11,557)	190,693	11,557
Fitzwater, Riverview Wiese, Carriage Hill Cleaning	154,787	0	(8,147)	146,640	8,147
<i>Total OPWC Loans</i>	709,295	0	(53,884)	655,411	53,884
Compensated Absences	702,539	104,846	(21,155)	786,230	184,398
<i>Total Governmental Activities</i>	\$17,456,734	\$104,846	(\$1,962,916)	\$15,598,664	\$1,465,088

City of Brecksville, Ohio
Notes to the Basic Financial Statements
For the Year Ended December 31, 2008

All bonds are secured by the full faith and credit of the City. General obligation bonds will be paid from taxes received in the debt service fund. The special assessment bonds will be paid from the proceeds of special assessments levied against benefited property owners. In the event that a property owner would fail to pay the assessment, payment would be made by the City.

The OPWC loans will be paid with monies from the Issue II capital projects fund. The OPWC administers Issue II loans. Compensated absences will be paid from the general fund and the fire department and community center special revenue funds.

On November 1, 1989, the City issued \$2,500,000 in voted general obligation bonds for construction of the Brecksville branch of the Cuyahoga County Library. These bonds were issued for a twenty-three year period with final maturity at December 1, 2012. On October 9, 1997, \$1,851,915 of these bonds were refunded and re-issued at a lower interest rate with a final maturity at December 1, 2012.

On October 9, 1997, the City issued \$1,851,915 in voted general obligation bonds which include serial and capital appreciation (deep discount) bonds in the amounts of \$1,630,000 and \$221,915 respectively. The general obligation bonds were issued to refund bonds which were issued for the purpose of construction of the library. The bonds were issued for a fifteen year period with final maturity at December 1, 2012. All bonds will be retired from the debt service fund.

On June 1, 2008, the City called for redemption Library construction bonds maturing on December 1 in each of the years 2010, 2011, and 2012. A payment of 100 percent of the principal plus a one percent prepayment fee was paid from funds accumulated from the property tax bond levy. The final payment of the \$170,000 balance for this bond issue is due December 1, 2009.

On September 1, 1991, the City issued \$2,000,000 in general obligation bonds for construction of the Brecksville Community Center. The bonds were issued for a twenty year period with final maturity at December 1, 2012. On October 9, 1997, \$1,585,000 of these bonds were refunded and re-issued at a lower interest rate with final maturity at December 1, 2012. At December 31, 2008, \$635,000 of these bonds are outstanding.

On September 8, 1992 the City issued \$3,000,000 in general obligation bonds for construction of the Brecksville Community Center. The bonds were issued for a twenty year period with final maturity at December 1, 2012. On March 1, 2004, \$1,785,000 of these bonds were refunded and re-issued at a lower interest rate with final maturity at December 1, 2012.

On March 1, 2004, the City issued \$6,000,000 in general obligation bonds for construction of the Human Services Facility and Community Center expansion. The bonds were issued for a twenty year period with final maturity at December 1, 2023.

On October 27, 2005, the City issued \$4,205,000 in general obligation bonds for the purchase of the Cleveland Tree Farm property. The bonds were issued for a twenty year period with final maturity at December 1, 2025.

On November 1, 1989, the City issued \$117,000 in special assessment bonds for water main improvements on Old Royalton Road. The bonds were issued for a twenty year period with final maturity at December 1, 2009.

City of Brecksville, Ohio
Notes to the Basic Financial Statements
For the Year Ended December 31, 2008

On September 1, 1991, the City issued \$1,000,000 in special assessment bonds for sanitary sewer construction on Oakhurst Road and Fitzwater Road. The bonds were issued for a twenty one year period with final maturity at December 1, 2012. On October 9, 1997, \$875,000 of these bonds were refunded and re-issued at a lower rate with final maturity at December 1, 2012.

On October 9, 1997, the City issued \$1,190,000 in special assessment bonds for improvements to Southpointe Parkway including storm sewers, sanitary sewers, water mains and road construction. The bonds were issued for a twenty year period with final maturity at December 1, 2017.

On September 1, 2001, the City issued \$935,000 in special assessment bonds for sanitary sewer and water main construction on Service Road. The bonds were issued for a twenty year period with final maturity at December 1, 2021.

On September 1, 2001, the City issued \$1,265,000 in special assessment bonds for sanitary sewer and water main construction in the Four Seasons of Brecksville subdivision. The bonds were issued for a twenty year period with final maturity at December 1, 2021.

On September 8, 2005, the City issued \$1,075,000 in special assessment bonds for sanitary sewer construction on Route 21 and on Hilton and Whitewood Roads. The bonds were issued for a twenty year period with final maturity at December 1, 2025.

On October 19, 2005, the City issued \$165,000 in special assessment bonds for construction of an access road off Route 21. The bonds were issued for a twenty year period with final maturity at December 1, 2025.

The City's overall legal debt margin was \$54,154,909 at December 31, 2008. Principal and interest requirements to retire long-term obligations outstanding at December 31, 2008, are as follows:

	General Obligation Bonds		Special Assessment Bonds		OPWC Loans	
	Serial Bonds					
	Principal	Interest	Principal	Interest	Principal	Totals
2009	\$930,000	\$470,502	\$287,000	\$177,425	\$53,884	\$1,918,811
2010	785,000	431,452	300,000	164,743	53,884	1,735,079
2011	810,000	389,524	315,000	151,811	53,884	1,720,219
2012	835,000	348,063	335,000	137,712	53,884	1,709,659
2013	465,000	295,703	235,000	129,991	53,884	1,179,578
2014-2018	2,625,000	1,218,140	1,250,000	435,132	240,089	5,768,361
2019-2023	3,220,000	618,263	835,000	151,354	104,129	4,928,746
2024-2026	590,000	42,275	195,000	14,638	41,773	883,686
Total	\$10,260,000	\$3,813,922	\$3,752,000	\$1,362,806	\$655,411	\$19,844,139

City of Brecksville, Ohio
Notes to the Basic Financial Statements
For the Year Ended December 31, 2008

Note 16 – Notes Payable

	Principal Outstanding 12/31/2007	Additions	Deletions	Principal Outstanding 12/31/2008
Various Purpose Note - 2007	\$3,000,000	\$0	(\$3,000,000)	\$0
Various Purpose Note - 2008	0	5,000,000	0	5,000,000
Total	\$3,000,000	\$5,000,000	(\$3,000,000)	\$5,000,000

On July 3, 2008, the City retired the \$3,000,000 Various Purpose Bond Anticipation Note that was issued in 2007 with an interest rate of 4 percent. On July 2, 2008, the City issued a \$5,000,000 Various Purpose Bond Anticipation Note. The note has an interest rate of 2.35 percent and a maturity date of July 2, 2009. The total principal and interest amount due on the maturity date will be \$5,117,500. The \$5,000,000 note is split for the following projects: \$800,000 will be used to pay the costs of improving the Community Center by expanding and reconstructing the parking facilities; \$1,500,000 of the note will be used for the construction of the Katherine Boulevard development; \$1,900,000 will be used for the paving and improvements of Fitzwater Road; and \$800,000 will be used for the installation of a three acre detention basin and sewer lines along Edgerton Road.

Note 17 – Insurance Purchasing Pool

The Ohio Association of Public Treasurers rating pool has created a group insurance pool for purpose of creating a group rating plan for workers’ compensation. The governing body is comprised of the members who have been appointed by the respective governing body of each member.

The intent of the pool is to achieve a reduced rate for the City and the other group members. The injury claim history of all participating members is used to calculate a common rate for the group. An annual fee is paid to Integrated Consulting to administer the group and to manage any injury claims. Premium savings created by the group are prorated to each member entity annually based on claims experience of each member as compared to the total claims experience of the group.

Note 18 – Jointly Governed Organizations

A. Southwest Council of Governments

The Southwest Council of Governments (the Council) helps foster cooperation between municipalities in areas affecting health, safety, welfare, education, economic conditions and regional development. The board is comprised of one member from each of the sixteen participating entities. The board exercises total control over the operation of the Council including budgeting, appropriating, contracting and designating management. Budgets are adopted by the board. Each City’s degree of control is limited to its representation on the board. In 2008, the City contributed \$7,500, which represents 5.4 percent of total contributions.

City of Brecksville, Ohio
Notes to the Basic Financial Statements
For the Year Ended December 31, 2008

The Council has established two subsidiary organizations, the Hazardous Material Response Team (“HAZ MAT”) which provides hazardous material protections and assistance and the Southwest Enforcement Bureau which provides extra assistance to cities in the form of a Swat Team. The Council’s financial statements may be obtained by contacting the Southwest Council of Governments, Parma Heights, Ohio.

B. Northeast Ohio Public Energy Council

The City is a member of the Northeast Ohio Public Energy Council (NOPEC). NOPEC is a regional council of governments formed under Chapter 167 of the Ohio Revised Code. NOPEC was formed to serve as a vehicle for communities wishing to proceed jointly with an aggregation program for the purchase of electricity. NOPEC is currently comprised of 126 communities who have been authorized by ballot to purchase electricity on behalf of their citizens. The intent of NOPEC is to provide electricity at the lowest possible rates while at the same time insuring stability in prices by entering into long-term contracts with suppliers to provide electricity to the citizens of its member communities.

NOPEC is governed by a General Assembly made up of one representative from each member community. The representatives from each county then elect one person to serve on the eight-member NOPEC Board of Directors. In 2008, the City made no contributions. The Board oversees and manages the operation of the aggregation program. The degree of control exercised by any participating government is limited to its representation in the General Assembly and on the Board. Financial information can be obtained by contacting Joseph Migliorini, the Board Chairman, at 175 South Main Street, Akron, Ohio, 44308 or at the website www.nopecinfo.org.

Note 19 – Operating Lease

During 2004, the City entered into an operating lease with the Cuyahoga County Port Authority for a piece of land. The lease is an economic development program designed to bring consolidated operations of the House of LaRose distribution center and corporate offices into the City of Brecksville from their existing facilities in Akron and Cuyahoga Heights. As an incentive for the House of LaRose to locate within the City, the City developed a plan whereby the Cleveland-Cuyahoga County Port Authority agreed to purchase a portion of the land needed for this consolidation and expansion project which in turn leased this land to the City of Brecksville. The City in turn subleased the property to the House of LaRose. Recognizing the job creation and revenue generation potential for the City and County, the City and Port Authority utilized the following structure to bring this consolidation and expansion project to fruition. The Port Authority agreed to issue tax-exempt revenue bonds and use the proceeds of the bonds to acquire the land. The City and Port Authority then entered into an annual lease agreement (renewable for ten years) where the City leases the land for an amount equal to the bond payment of the Port Authority plus some administrative fees. The City then subleases the property to the House of LaRose for their operations for \$1 a year. In return for the House of LaRose’s sublease, they agree to reach a job creation and retention goal along with an aggregate wage structure for these jobs. Provided the House of LaRose complies with the terms of the economic development agreement for the ten-year period, they have the option to purchase the land from the Port Authority for \$10. The City’s participation in the annual lease would end at that time, and it would have no future obligation related to the agreement or acquire any assets. The City paid \$258,112 on the lease in 2008.

City of Brecksville, Ohio
Notes to the Basic Financial Statements
For the Year Ended December 31, 2008

The City will be making the following lease payments in:

2009	\$255,250
2010	257,175
2011	258,675
2012	259,750
2013	255,400
2014	475,838

Note 20 – Contractual Commitments

At December 31, 2008, the City’s significant contractual commitments consisted of:

Project	Contract Amount	Amount Paid	Remaining on Contract
Storm Drainage Projects	\$748,000	\$560,910	\$187,090
Street Construction	3,805,524	3,249,863	555,661
Engineering	101,600	47,624	53,976
Furniture	21,650	19,699	1,951
Professional Services	60,300	15,013	45,287
Recreation Facilities	260,837	196,791	64,046
Human Services Building Construction	100,152	70,279	29,873
Information Technology Equipment	329,623	142,936	186,687
Service Equipment	15,057	0	15,057
Totals	<u>\$5,442,743</u>	<u>\$4,303,115</u>	<u>\$1,139,628</u>

Note 21 – Donor Restricted Endowments

The City’s private purpose trust fund includes donor restricted endowments. Endowments, in the amount of \$3,000, represent the principal portion. The amount of interest on donor restricted investments that is available for expenditures by the City is \$172 and is included as held in trust for cemetery. State law permits the City to appropriate, for purposes consistent with the endowment’s intent, net appreciation, realized and unrealized, unless the endowment terms specify otherwise. The endowments indicate that the interest should be used for the decoration of specifically named graves.

Note 22 – Subsequent Event

On May 5, 2009, the City issued Bond Anticipation Notes of \$400,000, \$800,000, and \$1,200,000 for community center improvements, storm water sewer improvements, and the Katherine Boulevard access project, respectively.

**Combining and Individual
Fund Statements and Schedules**

Combining Statements - Nonmajor Governmental Funds

Nonmajor Special Revenue Funds

To account for the proceeds of specific revenue sources (other than amounts relating to major capital projects) that are legally restricted to expenditures for specified purposes.

Motor Vehicle License Tax Fund - This fund accounts for the City's share of additional motor vehicle registration fees. Expenditures are restricted by State law for the maintenance and repair of streets and bridges within the City.

Street Repair and Maintenance Fund - This fund accounts for 92.5 percent of the State gasoline tax and motor vehicle registration fees designated for maintenance and repair of streets within the City.

State Highway Fund - This fund accounts for 7.5 percent of the State gasoline tax and motor vehicle registration fees designated for maintenance and repair of State highways within the City.

Community Center Fund - This fund accounts for membership fees, program fees, and general fund subsidies used to operate the Community Center.

Special Programs Fund - This fund accounts for admission fees to the Mayor's annual fine arts show, the Christmas activities and other events of the City. Monies are used to cover the costs of each activity.

Road Maintenance Fund - This fund accounts for revenues received from the 1 mill Charter Levy. These monies are used exclusively for the maintenance, repair, reconstruction and improvement of roads within the City.

Federal Equitable Sharing Fund - To account for federal forfeiture monies returned to the City restricted for certain law enforcement purposes.

Indigent Prisoner Assistance Fund - This fund accounts for revenues received from prisoner pay-telephone fees. These monies provide a bus ride or cab fare home for released prisoners.

Indigent Drivers Fund - This fund accounts for \$25 of any fine imposed for a violation of a municipal ordinance relating to operating a vehicle while under the influence of alcohol and/or drugs. These monies assist in the rehabilitation and treatment of indigent individuals.

Enforcement and Education Fund - This fund accounts for fines used to pay costs incurred in educating the public about the dangers of and enforcing the laws against operating a motor vehicle while under the influence of alcohol and to reinforce the "Say No to Drugs" message.

Court Computerization Fund - This fund accounts for court fees and fines used for the purchase and maintenance of computers for the Mayor's court.

(continued)

Combining Statements - Nonmajor Governmental Funds (continued)

Nonmajor Special Revenue Funds (continued)

Natureworks Grants Fund - This fund accounts for grant monies and investment interest that is used for adding a recreational facility for the Blossom Complex.

Recycling Demo Fund - This fund accounts for grant monies received from the Ohio Department of Natural Resources plus City matching funds. Expenditures are restricted by the rules set by the Ohio Department of Natural Resources Litter Prevention and Recycling Grant agreement.

Tree Planting Grants Fund - This fund accounts for monies received from residents, plus City matching funds which are used to plant trees within the City.

Law Enforcement Fund - This fund accounts for monies received from the sale or disposition of seized contraband.

Law Enforcement Mandatory Drug Fund - This fund accounts for monies received from drug fines and forfeited bonds to be used only for drug investigations.

Vehicle Immobilization Fund - This fund accounts for revenues and expenditures pursuant to changes in Ohio Law relative to operating a motor vehicle while intoxicated or driving under suspension of license. The Bureau of Motor Vehicles pays the City \$100 for immobilization costs incurred.

Police Pension Fund - This fund accounts for amounts paid for police department employees to the State administered disability and pension fund.

Memorial Fund - This fund accounts for donations to be used in memory for a deceased community member.

Nonmajor Debt Service Fund

Debt service funds are used to account for the accumulation of resources for, and the payment of, general long-term and special assessment principal, interest, and related costs.

General Obligation Bond Retirement Fund - This fund accounts for transfers in and tax levies that are utilized for the repayment of general obligation debt.

(continued)

Combining Statements - Nonmajor Governmental Funds (continued)

Nonmajor Capital Projects Funds

Capital projects funds are established to account for financial resources to be used for the construction or acquisition of major capital facilities (other than those financed by proprietary funds.)

Issue II Fund - This fund accounts for grant monies received from the Ohio Public Works Commission plus City matching funds. Expenditures are restricted to specific projects within the City.

Capital Improvement Fund - This fund accounts for income tax monies for various capital projects of the City.

Equipment Replacement Fund - This fund accounts for transfers from the general fund to provide for the future purchase and replacement of equipment needed to operate City functions.

Recreation Expansion Fund - This fund accounts for 25 percent of building permit revenues designated for the purchase of equipment and for capital improvements for recreation.

Library Improvement Fund - This fund accounts for monies received from a voted tax levy to construct and furnish a new library within the City.

Police Station Building Fund - This fund accounts for financing, construction and related costs of improvements to the police station building.

Human Services Facilities Fund - This fund accounts for financing, construction and related costs of improvements to the human services facility.

Sewer Improvement Fund - This fund accounts for financing, construction and related costs of improvements to various sewer projects within the City.

Public Utility Improvement Fund - This fund accounts for sanitary sewer tap-in-fees, fees for converting from septic tank to sanitary sewer, and costs to repair, construct and reline any public utility line within the City.

City of Brecksville, Ohio
Combining Balance Sheet
Nonmajor Governmental Funds
December 31, 2008

	Nonmajor Special Revenue Funds	Nonmajor Debt Service Fund	Nonmajor Capital Projects Funds	Total Nonmajor Governmental Funds
Assets				
Equity in Pooled Cash and Cash Equivalents	\$2,550,851	\$96,763	\$1,257,811	\$3,905,425
Materials and Supplies Inventory	45,166	0	0	45,166
Accounts Receivable	173	0	0	173
Intergovernmental Receivable	360,368	13,211	0	373,579
Property Taxes Receivable	710,045	161,018	0	871,063
<i>Total Assets</i>	<u>\$3,666,603</u>	<u>\$270,992</u>	<u>\$1,257,811</u>	<u>\$5,195,406</u>
Liabilities and Fund Balances				
Liabilities				
Accounts Payable	\$14,494	\$0	\$0	\$14,494
Contracts Payable	50,532	0	0	50,532
Accrued Wages	29,730	0	0	29,730
Intergovernmental Payable	116,180	0	0	116,180
Deferred Revenue	1,017,692	174,229	0	1,191,921
<i>Total Liabilities</i>	<u>1,228,628</u>	<u>174,229</u>	<u>0</u>	<u>1,402,857</u>
Fund Balances				
Reserved for Encumbrances	41,494	0	14,840	56,334
Unreserved, Undesignated, Reported in:				
Special Revenue Funds	2,396,481	0	0	2,396,481
Debt Service Fund	0	96,763	0	96,763
Capital Projects Funds	0	0	1,242,971	1,242,971
<i>Total Fund Balances</i>	<u>2,437,975</u>	<u>96,763</u>	<u>1,257,811</u>	<u>3,792,549</u>
<i>Total Liabilities and Fund Balances</i>	<u>\$3,666,603</u>	<u>\$270,992</u>	<u>\$1,257,811</u>	<u>\$5,195,406</u>

City of Brecksville, Ohio
Combining Statement of Revenues, Expenditures and Changes in Fund Balances
Nonmajor Governmental Funds
For the Year Ended December 31, 2008

	Nonmajor Special Revenue Funds	Nonmajor Debt Service Fund	Nonmajor Capital Projects Funds	Total Nonmajor Governmental Funds
Revenues				
Property Taxes	\$693,952	\$208,185	\$0	\$902,137
Municipal Income Taxes	0	0	176,000	176,000
Charges for Services	929,165	0	0	929,165
Licenses and Permits	27,955	0	45,249	73,204
Fines and Forfeitures	52,800	0	0	52,800
Intergovernmental	839,755	31,361	0	871,116
Interest	128,419	0	76,925	205,344
Donations	3,278	0	0	3,278
Rentals	54,615	0	0	54,615
Miscellaneous	17,674	0	3,500	21,174
<i>Total Revenues</i>	<u>2,747,613</u>	<u>239,546</u>	<u>301,674</u>	<u>3,288,833</u>
Expenditures				
Current:				
General Government:				
Legislative and Executive	885	48	0	933
Public Safety:				
Police	204,708	0	0	204,708
Street Construction, Maintenance and Repair	1,345,795	0	0	1,345,795
Housing and Community Development	27,693	0	0	27,693
Basic Utility Services	7,800	0	0	7,800
Recreational Activities	1,577,958	0	0	1,577,958
Capital Outlay	0	0	1,066,204	1,066,204
Debt Service:				
Principal Retirement	0	1,465,000	53,884	1,518,884
Interest and Fiscal Charges	0	456,809	0	456,809
<i>Total Expenditures</i>	<u>3,164,839</u>	<u>1,921,857</u>	<u>1,120,088</u>	<u>6,206,784</u>
<i>Excess of Revenues Under Expenditures</i>	<u>(417,226)</u>	<u>(1,682,311)</u>	<u>(818,414)</u>	<u>(2,917,951)</u>
Other Financing Sources (Uses)				
Transfers In	804,554	1,455,848	620,737	2,881,139
Transfers Out	(24,408)	0	(593,537)	(617,945)
<i>Total Other Financing Sources (Uses)</i>	<u>780,146</u>	<u>1,455,848</u>	<u>27,200</u>	<u>2,263,194</u>
<i>Net Change in Fund Balances</i>	362,920	(226,463)	(791,214)	(654,757)
<i>Fund Balances Beginning of Year</i>	<u>2,075,055</u>	<u>323,226</u>	<u>2,049,025</u>	<u>4,447,306</u>
<i>Fund Balances End of Year</i>	<u>\$2,437,975</u>	<u>\$96,763</u>	<u>\$1,257,811</u>	<u>\$3,792,549</u>

City of Brecksville, Ohio
Combining Balance Sheet
Nonmajor Special Revenue Funds
December 31, 2008

	Motor Vehicle License Tax	Street Repair and Maintenance	State Highway	Community Center	Road Maintenance
Assets					
Equity in Pooled Cash and Cash Equivalents	\$63,684	\$657,167	\$34,712	\$646,429	\$529,111
Materials and Supplies Inventory	0	45,166	0	0	0
Accounts Receivable	0	0	0	173	0
Intergovernmental Receivable	16,766	276,871	22,450	0	33,874
Property Taxes Receivable	0	0	0	0	546,188
<i>Total Assets</i>	<u>\$80,450</u>	<u>\$979,204</u>	<u>\$57,162</u>	<u>\$646,602</u>	<u>\$1,109,173</u>
Liabilities and Fund Balances					
Liabilities					
Accounts Payable	\$0	\$2,130	\$0	\$12,364	\$0
Contracts Payable	0	49,959	0	573	0
Accrued Wages	0	0	0	29,730	0
Intergovernmental Payable	0	0	0	13,700	0
Deferred Revenue	13,856	231,023	18,732	0	580,062
<i>Total Liabilities</i>	<u>13,856</u>	<u>283,112</u>	<u>18,732</u>	<u>56,367</u>	<u>580,062</u>
Fund Balances					
Reserved for Encumbrances	0	40,719	775	0	0
Unreserved, Undesignated (Deficit)	66,594	655,373	37,655	590,235	529,111
<i>Total Fund Balances (Deficit)</i>	<u>66,594</u>	<u>696,092</u>	<u>38,430</u>	<u>590,235</u>	<u>529,111</u>
<i>Total Liabilities and Fund Balances</i>	<u>\$80,450</u>	<u>\$979,204</u>	<u>\$57,162</u>	<u>\$646,602</u>	<u>\$1,109,173</u>

(continued)

City of Brecksville, Ohio
Combining Balance Sheet
Nonmajor Special Revenue Funds (continued)
December 31, 2008

	Federal Equitable Sharing	Indigent Drivers	Enforcement and Education	Court Computerization	Natureworks Grants
Assets					
Equity in Pooled Cash and Cash Equivalents	\$4,358	\$16,586	\$51,806	\$254,752	\$950
Materials and Supplies Inventory	0	0	0	0	0
Accounts Receivable	0	0	0	0	0
Intergovernmental Receivable	0	0	0	0	0
Property Taxes Receivable	0	0	0	0	0
<i>Total Assets</i>	<u>\$4,358</u>	<u>\$16,586</u>	<u>\$51,806</u>	<u>\$254,752</u>	<u>\$950</u>
Liabilities and Fund Balances					
Liabilities					
Accounts Payable	\$0	\$0	\$0	\$0	\$0
Contracts Payable	0	0	0	0	0
Accrued Wages	0	0	0	0	0
Intergovernmental Payable	0	0	0	0	0
Deferred Revenue	0	0	0	0	0
<i>Total Liabilities</i>	<u>0</u>	<u>0</u>	<u>0</u>	<u>0</u>	<u>0</u>
Fund Balances					
Reserved for Encumbrances	0	0	0	0	0
Unreserved, Undesignated (Deficit)	4,358	16,586	51,806	254,752	950
<i>Total Fund Balances (Deficit)</i>	<u>4,358</u>	<u>16,586</u>	<u>51,806</u>	<u>254,752</u>	<u>950</u>
<i>Total Liabilities and Fund Balances</i>	<u>\$4,358</u>	<u>\$16,586</u>	<u>\$51,806</u>	<u>\$254,752</u>	<u>\$950</u>

Recycling Demo	Tree Planting Grants	Law Enforcement	Law Enforcement Mandatory Drug	Vehicle Immobilization	Police Pension	Memorial	Total Nonmajor Special Revenue Funds
\$11,264	\$126,914	\$33,979	\$37,273	\$40,491	\$23,583	\$17,792	\$2,550,851
0	0	0	0	0	0	0	45,166
0	0	0	0	0	0	0	173
0	0	0	0	245	10,162	0	360,368
0	0	0	0	0	163,857	0	710,045
<u>\$11,264</u>	<u>\$126,914</u>	<u>\$33,979</u>	<u>\$37,273</u>	<u>\$40,736</u>	<u>\$197,602</u>	<u>\$17,792</u>	<u>\$3,666,603</u>
\$0	\$0	\$0	\$0	\$0	\$0	\$0	\$14,494
0	0	0	0	0	0	0	50,532
0	0	0	0	0	0	0	29,730
0	0	0	0	0	102,480	0	116,180
0	0	0	0	0	174,019	0	1,017,692
0	0	0	0	0	276,499	0	1,228,628
0	0	0	0	0	0	0	41,494
11,264	126,914	33,979	37,273	40,736	(78,897)	17,792	2,396,481
11,264	126,914	33,979	37,273	40,736	(78,897)	17,792	2,437,975
<u>\$11,264</u>	<u>\$126,914</u>	<u>\$33,979</u>	<u>\$37,273</u>	<u>\$40,736</u>	<u>\$197,602</u>	<u>\$17,792</u>	<u>\$3,666,603</u>

City of Brecksville, Ohio
Combining Statement of Revenues, Expenditures and Changes in Fund Balances
Nonmajor Special Revenue Funds
For the Year Ended December 31, 2008

	Motor Vehicle License Tax	Street Repair and Maintenance	State Highway	Community Center
Revenues				
Property Taxes	\$0	\$0	\$0	\$0
Charges for Services	0	0	0	929,165
Licenses and Permits	0	0	0	0
Fines and Forfeitures	0	0	0	0
Intergovernmental	36,590	613,520	49,746	0
Interest	2,169	31,286	1,378	32,425
Donations	0	0	0	3,178
Rentals	0	0	0	54,615
Miscellaneous	0	0	0	17,674
<i>Total Revenues</i>	<u>38,759</u>	<u>644,806</u>	<u>51,124</u>	<u>1,037,057</u>
Expenditures				
Current:				
General Government:				
Legislative and Executive	0	0	0	0
Public Safety:				
Police	0	0	0	0
Street Construction, Maintenance and Repair	0	586,864	67,877	0
Housing and Community Development	0	0	0	0
Basic Utility Services	0	0	0	0
Recreational Activities	0	0	0	1,577,958
<i>Total Expenditures</i>	<u>0</u>	<u>586,864</u>	<u>67,877</u>	<u>1,577,958</u>
<i>Excess of Revenues Over (Under) Expenditures</i>	<u>38,759</u>	<u>57,942</u>	<u>(16,753)</u>	<u>(540,901)</u>
Other Financing Sources (Uses)				
Transfers In	0	0	0	800,000
Transfers Out	0	0	0	0
<i>Total Other Financing Sources (Uses)</i>	<u>0</u>	<u>0</u>	<u>0</u>	<u>800,000</u>
<i>Net Change in Fund Balances</i>	38,759	57,942	(16,753)	259,099
<i>Fund Balances (Deficit) Beginning of Year</i>	<u>27,835</u>	<u>638,150</u>	<u>55,183</u>	<u>331,136</u>
<i>Fund Balances (Deficit) End of Year</i>	<u>\$66,594</u>	<u>\$696,092</u>	<u>\$38,430</u>	<u>\$590,235</u>

Special Programs	Road Maintenance	Federal Equitable Sharing	Indigent Prisoner Assistance	Indigent Drivers	Enforcement and Education	Court Computerization
\$0	\$533,809	\$0	\$0	\$0	\$0	\$0
0	0	0	0	0	0	0
0	0	0	0	0	0	18,330
0	0	0	0	600	1,080	0
0	100,935	0	0	0	5,184	0
0	36,211	211	379	565	2,559	11,820
0	0	0	0	0	0	0
0	0	0	0	0	0	0
0	0	0	0	0	0	0
0	670,955	211	379	1,165	8,823	30,150
0	0	0	0	0	0	0
0	0	0	5,694	0	7,512	0
0	691,054	0	0	0	0	0
0	0	0	0	0	0	0
0	0	0	0	0	0	0
0	0	0	0	0	0	0
0	691,054	0	5,694	0	7,512	0
0	(20,099)	211	(5,315)	1,165	1,311	30,150
0	0	0	0	4,554	0	0
(8,122)	(11,732)	0	(4,554)	0	0	0
(8,122)	(11,732)	0	(4,554)	4,554	0	0
(8,122)	(31,831)	211	(9,869)	5,719	1,311	30,150
8,122	560,942	4,147	9,869	10,867	50,495	224,602
\$0	\$529,111	\$4,358	\$0	\$16,586	\$51,806	\$254,752

(continued)

City of Brecksville, Ohio
Combining Statement of Revenues, Expenditures and Changes in Fund Balances
Nonmajor Special Revenue Funds (continued)
For the Year Ended December 31, 2008

	Natureworks Grants	Recycling Demo	Tree Planting Grants	Law Enforcement
Revenues				
Property Taxes	\$0	\$0	\$0	\$0
Charges for Services	0	0	0	0
Licenses and Permits	0	0	9,625	0
Fines and Forfeitures	0	0	0	22,558
Intergovernmental	0	3,500	0	0
Interest	0	601	4,206	1,276
Donations	0	0	0	0
Rentals	0	0	0	0
Miscellaneous	0	0	0	0
<i>Total Revenues</i>	<u>0</u>	<u>4,101</u>	<u>13,831</u>	<u>23,834</u>
Expenditures				
Current:				
General Government:				
Legislative and Executive	0	0	0	0
Public Safety:				
Police	0	0	0	1,250
Street Construction, Maintenance and Repair	0	0	0	0
Housing and Community Development	0	0	27,693	0
Basic Utility Services	0	7,800	0	0
Recreational Activities	0	0	0	0
<i>Total Expenditures</i>	<u>0</u>	<u>7,800</u>	<u>27,693</u>	<u>1,250</u>
<i>Excess of Revenues Over (Under) Expenditures</i>	<u>0</u>	<u>(3,699)</u>	<u>(13,862)</u>	<u>22,584</u>
Other Financing Sources (Uses)				
Transfers In	0	0	0	0
Transfers Out	0	0	0	0
<i>Total Other Financing Sources (Uses)</i>	<u>0</u>	<u>0</u>	<u>0</u>	<u>0</u>
<i>Net Change in Fund Balances</i>	0	(3,699)	(13,862)	22,584
<i>Fund Balances (Deficit) Beginning of Year</i>	<u>950</u>	<u>14,963</u>	<u>140,776</u>	<u>11,395</u>
<i>Fund Balances (Deficit) End of Year</i>	<u><u>\$950</u></u>	<u><u>\$11,264</u></u>	<u><u>\$126,914</u></u>	<u><u>\$33,979</u></u>

Law Enforcement Mandatory Drug	Vehicle Immobilization	Police Pension	Memorial	Total Nonmajor Special Revenue Funds
\$0	\$0	\$160,143	\$0	\$693,952
0	0	0	0	929,165
0	0	0	0	27,955
23,837	4,725	0	0	52,800
0	0	30,280	0	839,755
1,489	1,844	0	0	128,419
0	0	0	100	3,278
0	0	0	0	54,615
0	0	0	0	17,674
<u>25,326</u>	<u>6,569</u>	<u>190,423</u>	<u>100</u>	<u>2,747,613</u>
0	0	0	885	885
1,655	0	188,597	0	204,708
0	0	0	0	1,345,795
0	0	0	0	27,693
0	0	0	0	7,800
0	0	0	0	1,577,958
<u>1,655</u>	<u>0</u>	<u>188,597</u>	<u>885</u>	<u>3,164,839</u>
<u>23,671</u>	<u>6,569</u>	<u>1,826</u>	<u>(785)</u>	<u>(417,226)</u>
0	0	0	0	804,554
0	0	0	0	(24,408)
0	0	0	0	780,146
23,671	6,569	1,826	(785)	362,920
13,602	34,167	(80,723)	18,577	2,075,055
<u>\$37,273</u>	<u>\$40,736</u>	<u>(\$78,897)</u>	<u>\$17,792</u>	<u>\$2,437,975</u>

City of Brecksville, Ohio
Combining Balance Sheet
Nonmajor Capital Projects Funds
December 31, 2008

	<u>Issue II</u>	<u>Recreation Expansion</u>	<u>Police Station Building</u>	<u>Sewer Improvement</u>
Assets				
Equity in Pooled Cash and Cash Equivalents	\$342,453	\$68,050	\$519,196	\$75,992
Liabilities and Fund Balances				
Liabilities	0	0	0	0
Fund Balances				
Reserved for Encumbrances	0	13,565	0	0
Unreserved, Undesignated	342,453	54,485	519,196	75,992
<i>Total Fund Balances</i>	342,453	68,050	519,196	75,992
<i>Total Liabilities and Fund Balances</i>	\$342,453	\$68,050	\$519,196	\$75,992

<u>Public Utility Improvement</u>	<u>Total Nonmajor Capital Projects Funds</u>
<u>\$252,120</u>	<u>\$1,257,811</u>
<u>0</u>	<u>0</u>
1,275	14,840
<u>250,845</u>	<u>1,242,971</u>
<u>252,120</u>	<u>1,257,811</u>
<u><u>\$252,120</u></u>	<u><u>\$1,257,811</u></u>

City of Brecksville, Ohio
Combining Statement of Revenues, Expenditures and Changes in Fund Balances
Nonmajor Capital Projects Funds
For the Year Ended December 31, 2008

	Issue II	Capital Improvement	Equipment Replacement	Recreation Expansion
Revenues				
Municipal Income Taxes	\$0	\$176,000	\$0	\$0
Licenses and Permits	0	0	0	27,989
Interest	17,761	40,799	4,095	3,062
Miscellaneous	0	0	0	0
<i>Total Revenues</i>	<u>17,761</u>	<u>216,799</u>	<u>4,095</u>	<u>31,051</u>
Expenditures				
Capital Outlay	8,000	994,628	0	19,167
Debt Service:				
Principal Retirement	53,884	0	0	0
<i>Total Expenditures</i>	<u>61,884</u>	<u>994,628</u>	<u>0</u>	<u>19,167</u>
<i>Excess of Revenues Over (Under) Expenditures</i>	<u>(44,123)</u>	<u>(777,829)</u>	<u>4,095</u>	<u>11,884</u>
Other Financing Sources (Uses)				
Transfers In	45,737	75,000	0	0
Transfers Out	0	(355,844)	(89,753)	0
<i>Total Other Financing Sources (Uses)</i>	<u>45,737</u>	<u>(280,844)</u>	<u>(89,753)</u>	<u>0</u>
<i>Net Change in Fund Balances</i>	1,614	(1,058,673)	(85,658)	11,884
<i>Fund Balances Beginning of Year</i>	<u>340,839</u>	<u>1,058,673</u>	<u>85,658</u>	<u>56,166</u>
<i>Fund Balances End of Year</i>	<u><u>\$342,453</u></u>	<u><u>\$0</u></u>	<u><u>\$0</u></u>	<u><u>\$68,050</u></u>

Library Improvement	Police Station Building	Human Services Facilities	Sewer Improvement	Public Utility Improvement	Total Nonmajor Capital Projects Funds
\$0	\$0	\$0	\$0	\$0	\$176,000
0	0	0	0	17,260	45,249
0	0	5,193	3,675	2,340	76,925
0	0	3,500	0	0	3,500
0	0	8,693	3,675	19,600	301,674
0	0	33,794	0	10,615	1,066,204
0	0	0	0	0	53,884
0	0	33,794	0	10,615	1,120,088
0	0	(25,101)	3,675	8,985	(818,414)
0	500,000	0	0	0	620,737
(37,460)	0	(87,699)	0	(22,781)	(593,537)
(37,460)	500,000	(87,699)	0	(22,781)	27,200
(37,460)	500,000	(112,800)	3,675	(13,796)	(791,214)
37,460	19,196	112,800	72,317	265,916	2,049,025
\$0	\$519,196	\$0	\$75,992	\$252,120	\$1,257,811

Combining Statements - Fiduciary Funds

Fiduciary Funds

Fiduciary fund reporting focuses on net assets and changes in net assets. The fiduciary fund category is split into four classifications: pension trust funds, investment trust funds, private purpose trust funds and agency funds. Trust funds are used to account for assets held by the City under a trust agreement for individuals, private organizations, or other governments and are therefore not available to support the City's own programs. The City's only trust fund is the cemetery private purpose trust. Agency funds are purely custodial (assets equal liabilities) and thus do not involve measurement of results of operations.

Private Purpose Trust Fund

Cemetery Endowment Fund - This fund received a \$3,000 endowment with the interest to be used for the perpetual care and maintenance of certain burial plots.

Agency Funds

Senior Citizens' Programs Fund - This fund accounts for donations to the City's senior citizens. The senior citizens use the money for home visitations. The City's role is limited to that of custodian of funds.

Street Openings Fund - This fund accounts for deposits held by the City for construction of new street openings. These monies are returned when the work is completed.

Deposits and Fees Fund - This fund accounts for deposits from various contractors, developers or individuals to insure compliance with City Ordinances. These monies are returned when the work is completed.

City of Brecksville, Ohio
Combining Statement of Changes in Assets and Liabilities
Agency Funds
For the Year Ended December 31, 2008

	Beginning Balance 12/31/07	Additions	Deductions	Ending Balance 12/31/08
Senior Citizens' Programs				
Assets				
Equity in Pooled Cash and Cash Equivalents	\$14,638	\$17,347	\$13,634	\$18,351
Liabilities				
Undistributed Monies	\$14,638	\$17,347	\$13,634	\$18,351
Street Openings				
Assets				
Equity in Pooled Cash and Cash Equivalents	\$231,340	\$27,175	\$43,900	\$214,615
Liabilities				
Deposits Held and Due to Others	\$231,340	\$27,175	\$43,900	\$214,615
Deposits and Fees				
Assets				
Equity in Pooled Cash and Cash Equivalents	\$271,864	\$232,164	\$253,228	\$250,800
Liabilities				
Deposits Held and Due to Others	\$271,864	\$232,164	\$253,228	\$250,800
Total - All Agency Funds				
Assets				
Equity in Pooled Cash and Cash Equivalents	\$517,842	\$276,686	\$310,762	\$483,766
Liabilities				
Undistributed Monies	\$14,638	\$17,347	\$13,634	\$18,351
Deposits Held and Due to Others	503,204	259,339	297,128	465,415
<i>Total Liabilities</i>	\$517,842	\$276,686	\$310,762	\$483,766

**Individual Fund Schedules of Revenues, Expenditures/Expenses
and Changes in Fund Balance/Fund Equity - Budget (Non-GAAP Basis) and Actual**

City of Brecksville, Ohio
Schedule of Revenues, Expenditures and Changes
in Fund Balance - Budget (Non-GAAP Basis) and Actual
General Fund
For the Year Ended December 31, 2008

	Budgeted Amounts			Variance with Final Budget Positive (Negative)
	Original	Final	Actual	
Revenues				
Property Taxes	\$2,184,616	\$2,184,616	\$1,874,107	(\$310,509)
Municipal Income Taxes	11,608,000	11,608,000	12,054,818	446,818
Charges for Services	74,700	74,700	82,781	8,081
Licenses and Permits	268,700	268,700	313,781	45,081
Fines and Forfeitures	263,000	263,000	288,886	25,886
Intergovernmental	717,541	717,541	981,682	264,141
Interest	225,000	310,000	313,112	3,112
Donations	9,800	9,800	13,478	3,678
Rentals	98,100	128,100	158,890	30,790
Miscellaneous	80,420	180,420	239,147	58,727
<i>Total Revenues</i>	<u>15,529,877</u>	<u>15,744,877</u>	<u>16,320,682</u>	<u>575,805</u>
Expenditures				
Current:				
General Government:				
Legislative and Executive:				
Mayor:				
Salaries and Wages	197,646	197,646	189,024	8,622
Fringe Benefits	84,697	76,672	67,114	9,558
Materials and Supplies	6,442	6,442	5,985	457
Capital Outlay	1,189	1,189	1,176	13
Total Mayor	<u>289,974</u>	<u>281,949</u>	<u>263,299</u>	<u>18,650</u>
Finance Director:				
Salaries and Wages	253,599	253,599	252,121	1,478
Fringe Benefits	85,609	76,490	76,267	223
Materials and Supplies	7,900	7,900	5,230	2,670
Capital Outlay	3,200	3,200	1,574	1,626
Total Finance Director	<u>350,308</u>	<u>341,189</u>	<u>335,192</u>	<u>5,997</u>
Purchasing Department:				
Salaries and Wages	179,469	178,769	175,031	3,738
Fringe Benefits	54,936	49,194	48,025	1,169
Materials and Supplies	3,727	3,727	312	3,415
Capital Outlay	2,000	2,000	661	1,339
Total Purchasing Department	<u>240,132</u>	<u>233,690</u>	<u>224,029</u>	<u>9,661</u>
Legal Department:				
Salaries and Wages	103,225	105,225	104,750	475
Fringe Benefits	33,457	29,896	29,785	111
Purchased Services	119,808	119,808	102,031	17,777
Materials and Supplies	1,500	1,500	0	1,500
Total Legal Department	<u>\$257,990</u>	<u>\$256,429</u>	<u>\$236,566</u>	<u>\$19,863</u>

(continued)

City of Brecksville, Ohio
Schedule of Revenues, Expenditures and Changes
in Fund Balance - Budget (Non-GAAP Basis) and Actual
General Fund (continued)
For the Year Ended December 31, 2008

	Budgeted Amounts			Variance with Final Budget Positive (Negative)
	Original	Final	Actual	
Legislative:				
Salaries and Wages	\$176,112	\$177,112	\$176,729	\$383
Fringe Benefits	83,444	75,494	74,850	644
Purchased Services	16,500	16,500	8,731	7,769
Materials and Supplies	7,925	7,925	5,048	2,877
Capital Outlay	1,500	1,500	0	1,500
Total Legislative	285,481	278,531	265,358	13,173
Civil Service:				
Salaries and Wages	1,615	1,615	0	1,615
Fringe Benefits	246	246	0	246
Purchased Services	11,700	11,700	0	11,700
Materials and Supplies	3,000	3,000	0	3,000
Total Civil Service	16,561	16,561	0	16,561
Information Technology:				
Salaries and Wages	184,938	184,938	172,229	12,709
Fringe Benefits	56,897	50,936	49,853	1,083
Purchased Services	84,293	84,293	57,453	26,840
Materials and Supplies	78,097	78,097	69,919	8,178
Capital Outlay	16,772	24,817	18,674	6,143
Total Information Technology	420,997	423,081	368,128	54,953
Land and Building:				
Salaries and Wages	240,350	235,050	227,968	7,082
Purchased Services	412,288	412,288	385,836	26,452
Materials and Supplies	115,612	115,612	101,302	14,310
Capital Outlay	63,370	162,071	122,183	39,888
Total Land and Building	831,620	925,021	837,289	87,732
Engineer:				
Salaries and Wages	123,475	113,475	101,016	12,459
Fringe Benefits	37,588	33,929	30,599	3,330
Purchased Services	56,118	76,118	63,617	12,501
Materials and Supplies	6,000	6,000	1,589	4,411
Capital Outlay	2,500	2,500	0	2,500
Total Engineer	225,681	232,022	196,821	35,201
Cable Advisory Commission:				
Salaries and Wages	528	528	191	337
Fringe Benefits	583	577	50	527
Purchased Services	500	500	0	500
Total Cable Advisory Commission	1,611	1,605	241	1,364
County Auditor and Treasurer:				
Fringe Benefits	198,982	184,186	123,745	60,441
Purchased Services	70,049	86,549	78,392	8,157
Total County Auditor and Treasurer	\$269,031	\$270,735	\$202,137	\$68,598

(continued)

City of Brecksville, Ohio
Schedule of Revenues, Expenditures and Changes
in Fund Balance - Budget (Non-GAAP Basis) and Actual
General Fund (continued)
For the Year Ended December 31, 2008

	Budgeted Amounts			Variance with Final Budget Positive (Negative)
	Original	Final	Actual	
Income Tax Administration:				
Salaries and Wages	\$4,500	\$20,700	\$20,600	\$100
Fringe Benefits	7,123	6,368	6,314	54
Purchased Services	455,000	455,000	433,012	21,988
Materials and Supplies	1,200	1,200	1,049	151
Total Income Tax Administration	467,823	483,268	460,975	22,293
Administrative Support:				
Salaries and Wages	36,528	36,528	34,260	2,268
Fringe Benefits	11,687	10,478	10,107	371
Purchased Services	437,774	437,774	371,570	66,204
Materials and Supplies	1,124,759	1,354,759	1,195,173	159,586
Capital Outlay	11,759	59,318	58,655	663
Other	1,000,300	1,000,300	0	1,000,300
Total Administrative Support	2,622,807	2,899,157	1,669,765	1,229,392
Human Services Department:				
Salaries and Wages	290,917	298,917	294,604	4,313
Fringe Benefits	97,309	86,945	86,677	268
Purchased Services	318,513	318,513	279,716	38,797
Materials and Supplies	99,233	99,233	82,484	16,749
Capital Outlay	1,861	1,861	1,861	0
Other	1,200	1,200	881	319
Total Human Services Department	809,033	806,669	746,223	60,446
Blossom Hill:				
Salaries and Wages	140,732	136,732	136,505	227
Purchased Services	145,896	145,896	117,022	28,874
Materials and Supplies	11,033	11,033	10,251	782
Capital Outlay	9,000	9,000	7,867	1,133
Total Blossom Hill	306,661	302,661	271,645	31,016
Total Legislative and Executive	7,395,710	7,752,568	6,077,668	1,674,900
Judicial System:				
Mayor's Court:				
Salaries and Wages	103,044	103,044	101,421	1,623
Fringe Benefits	33,058	29,563	29,237	326
Purchased Services	25,000	25,000	21,859	3,141
Materials and Supplies	7,040	7,040	1,885	5,155
Capital Outlay	3,500	3,500	0	3,500
Total Judicial System	171,642	168,147	154,402	13,745
Total General Government	\$7,567,352	\$7,920,715	\$6,232,070	\$1,688,645

(continued)

City of Brecksville, Ohio
Schedule of Revenues, Expenditures and Changes
in Fund Balance - Budget (Non-GAAP Basis) and Actual
General Fund (continued)
For the Year Ended December 31, 2008

	<u>Budgeted Amounts</u>			Variance with Final Budget Positive (Negative)
	<u>Original</u>	<u>Final</u>	<u>Actual</u>	
Public Safety:				
Police:				
Law Enforcement:				
Salaries and Wages	\$2,805,740	\$2,788,740	\$2,697,396	\$91,344
Fringe Benefits	849,265	762,957	722,870	40,087
Purchased Services	167,039	167,039	132,090	34,949
Materials and Supplies	99,918	99,918	76,185	23,733
Capital Outlay	30,040	33,040	18,860	14,180
Total Law Enforcement	<u>3,952,002</u>	<u>3,851,694</u>	<u>3,647,401</u>	<u>204,293</u>
Prisoner Support:				
Salaries and Wages	190,500	178,500	169,366	9,134
Fringe Benefits	63,601	57,267	52,966	4,301
Purchased Services	22,500	22,500	8,669	13,831
Materials and Supplies	22,574	22,574	20,037	2,537
Capital Outlay	2,300	2,300	2,255	45
Total Prisoner Support	<u>301,475</u>	<u>283,141</u>	<u>253,293</u>	<u>29,848</u>
Animal Control:				
Salaries and Wages	49,280	49,980	49,121	859
Fringe Benefits	17,332	15,567	14,763	804
Purchased Services	5,400	5,400	3,652	1,748
Materials and Supplies	3,100	3,100	2,538	562
Capital Outlay	1,000	1,000	157	843
Total Animal Control	<u>76,112</u>	<u>75,047</u>	<u>70,231</u>	<u>4,816</u>
Total Police	<u>4,329,589</u>	<u>4,209,882</u>	<u>3,970,925</u>	<u>238,957</u>
Fire:				
Hydrants:				
Salaries and Wages	8,000	8,000	6,365	1,635
Purchased Services	20,000	20,000	7,877	12,123
Materials and Supplies	17,103	17,103	11,442	5,661
Total Fire	<u>45,103</u>	<u>45,103</u>	<u>25,684</u>	<u>19,419</u>
Total Public Safety	<u>\$4,374,692</u>	<u>\$4,254,985</u>	<u>\$3,996,609</u>	<u>\$258,376</u>

(continued)

City of Brecksville, Ohio
Schedule of Revenues, Expenditures and Changes
in Fund Balance - Budget (Non-GAAP Basis) and Actual
General Fund (continued)
For the Year Ended December 31, 2008

	<u>Budgeted Amounts</u>			Variance with Final Budget Positive (Negative)
	<u>Original</u>	<u>Final</u>	<u>Actual</u>	
Public Health Services:				
Cemetery:				
Salaries and Wages	\$81,574	\$73,574	\$63,488	\$10,086
Materials and Supplies	5,400	5,400	4,899	501
Capital Outlay	5,000	5,000	5,000	0
Other	1,600	1,600	50	1,550
Total Cemetery	93,574	85,574	73,437	12,137
Board of Health:				
Purchased Services	48,175	48,175	48,175	0
Total Public Health Services	141,749	133,749	121,612	12,137
Street Construction, Maintenance and Repair:				
Street Repairs and Maintenance:				
Salaries and Wages	740,750	755,750	746,629	9,121
Fringe Benefits	803,391	723,402	719,139	4,263
Purchased Services	18,000	18,000	4,323	13,677
Materials and Supplies	70,499	70,499	45,892	24,607
Total Street Repairs and Maintenance	1,632,640	1,567,651	1,515,983	51,668
Snow and Ice Removal:				
Salaries and Wages	170,776	195,776	175,485	20,291
Purchased Services	45,000	45,000	37,755	7,245
Materials and Supplies	10,160	10,160	9,969	191
Total Snow and Ice Removal	225,936	250,936	223,209	27,727
Vehicle Maintenance:				
Salaries and Wages	202,241	248,241	246,626	1,615
Purchased Services	25,629	25,629	22,453	3,176
Materials and Supplies	147,686	147,686	119,756	27,930
Capital Outlay	7,477	7,477	5,747	1,730
Total Vehicle Maintenance	383,033	429,033	394,582	34,451
Total Street Construction, Maintenance and Repair	\$2,241,609	\$2,247,620	\$2,133,774	\$113,846

(continued)

City of Brecksville, Ohio
Schedule of Revenues, Expenditures and Changes
in Fund Balance - Budget (Non-GAAP Basis) and Actual
General Fund (continued)
For the Year Ended December 31, 2008

	<u>Budgeted Amounts</u>			Variance with Final Budget Positive (Negative)
	<u>Original</u>	<u>Final</u>	<u>Actual</u>	
Housing and Community Development:				
Planning Commission:				
Salaries and Wages	\$3,570	\$3,570	\$1,954	\$1,616
Fringe Benefits	884	815	579	236
Purchased Services	1,920	13,920	7,625	6,295
Materials and Supplies	3,280	3,280	2,704	576
Total Planning Commission	9,654	21,585	12,862	8,723
Housing and Building Inspection:				
Salaries and Wages	443,965	403,965	394,742	9,223
Fringe Benefits	142,808	128,744	117,613	11,131
Purchased Services	18,310	18,310	5,431	12,879
Materials and Supplies	14,742	14,742	7,513	7,229
Capital Outlay	4,670	143,798	141,231	2,567
Other	3,030	3,030	617	2,413
Total Housing and Building Inspection	627,525	712,589	667,147	45,442
Urban Forestry:				
Salaries and Wages	219,462	224,462	216,263	8,199
Purchased Services	29,453	29,453	23,441	6,012
Materials and Supplies	19,904	19,904	10,979	8,925
Capital Outlay	5,348	5,348	5,071	277
Total Urban Forestry	274,167	279,167	255,754	23,413
Total Housing and Community Development	911,346	1,013,341	935,763	77,578
Basic Utility Services:				
Storm Sewers and Drains:				
Salaries and Wages	53,820	53,820	36,210	17,610
Purchased Services	61,032	61,032	10,862	50,170
Materials and Supplies	10,000	10,000	6,407	3,593
Total Storm Sewers and Drains	\$124,852	\$124,852	\$53,479	\$71,373

(continued)

City of Brecksville, Ohio
Schedule of Revenues, Expenditures and Changes
in Fund Balance - Budget (Non-GAAP Basis) and Actual
General Fund (continued)
For the Year Ended December 31, 2008

	<u>Budgeted Amounts</u>			Variance with Final Budget Positive (Negative)
	<u>Original</u>	<u>Final</u>	<u>Actual</u>	
Refuse Collection:				
Salaries and Wages	\$254,945	\$254,945	\$245,760	\$9,185
Purchased Services	306,690	318,690	281,487	37,203
Total Refuse Collection	561,635	573,635	527,247	46,388
Service Department:				
Salaries and Wages	234,993	253,993	240,886	13,107
Fringe Benefits	186,919	169,391	147,561	21,830
Purchased Services	8,411	8,411	2,144	6,267
Materials and Supplies	19,200	19,200	15,005	4,195
Capital Outlay	7,073	7,073	2,933	4,140
Total Service Department	456,596	458,068	408,529	49,539
House-Keeping Service:				
Salaries and Wages	310,171	335,171	330,871	4,300
Fringe Benefits	113,771	103,470	102,865	605
Purchased Services	20,000	20,000	15,715	4,285
Materials and Supplies	22,605	22,605	21,260	1,345
Capital Outlay	5,700	5,700	5,671	29
Total House-Keeping Service	472,247	486,946	476,382	10,564
Street Lighting:				
Purchased Services	86,000	86,000	86,000	0
Rubbish Recycling:				
Salaries and Wages	284,071	310,071	303,548	6,523
Purchased Services	20,272	20,272	19,108	1,164
Materials and Supplies	15,897	15,897	11,721	4,176
Total Rubbish Recycling	320,240	346,240	334,377	11,863
Leaf Program:				
Salaries and Wages	71,446	71,446	71,243	203
Purchased Services	33,563	33,563	13,223	20,340
Materials and Supplies	9,969	9,969	9,905	64
Total Leaf Program	114,978	114,978	94,371	20,607
Total Basic Utility Services	\$2,136,548	\$2,190,719	\$1,980,385	\$210,334

(continued)

City of Brecksville, Ohio
*Schedule of Revenues, Expenditures and Changes
in Fund Balance - Budget (Non-GAAP Basis) and Actual
General Fund (continued)
For the Year Ended December 31, 2008*

	<u>Budgeted Amounts</u>			Variance with Final Budget Positive (Negative)
	<u>Original</u>	<u>Final</u>	<u>Actual</u>	
Recreational Activities:				
Brecksville Center for the Arts:				
Purchased Services	\$15,775	\$15,775	\$13,533	\$2,242
Materials and Supplies	3,060	3,060	2,493	567
Total Brecksville Center for the Arts	18,835	18,835	16,026	2,809
Brecksville Historical Society:				
Materials and Supplies	6,300	6,300	4,800	1,500
Total Recreational Activities	25,135	25,135	20,826	4,309
<i>Total Expenditures</i>	17,398,431	17,786,264	15,421,039	2,365,225
<i>Excess of Revenues Over (Under) Expenditures</i>	(1,868,554)	(2,041,387)	899,643	2,941,030
Other Financing Sources (Uses)				
Sale of Capital Assets	50,000	50,000	68,595	18,595
Transfers In	0	0	254,555	254,555
Transfers Out	(1,300,000)	(1,900,000)	(1,525,000)	375,000
<i>Total Other Financing Sources (Uses)</i>	(1,250,000)	(1,850,000)	(1,201,850)	648,150
<i>Net Change in Fund Balance</i>	(3,118,554)	(3,891,387)	(302,207)	3,589,180
<i>Fund Balance Beginning of Year</i>	5,486,394	5,486,394	5,486,394	0
Prior Year Encumbrances Appropriated	511,708	511,708	511,708	0
<i>Fund Balance End of Year</i>	\$2,879,548	\$2,106,715	\$5,695,895	\$3,589,180

City of Brecksville, Ohio
Schedule of Revenues, Expenditures and Changes
in Fund Balance - Budget (Non-GAAP Basis) and Actual
Fire Department Fund
For the Year Ended December 31, 2008

	<u>Budgeted Amounts</u>			Variance with Final Budget Positive (Negative)
	<u>Original</u>	<u>Final</u>	<u>Actual</u>	
Revenues				
Property Taxes	\$2,116,154	\$2,116,154	\$1,814,948	(\$301,206)
Licenses and Permits	0	0	137	137
Intergovernmental	0	0	343,181	343,181
Interest	42,000	42,000	42,310	310
Miscellaneous	82,262	82,262	1,918	(80,344)
<i>Total Revenues</i>	<u>2,240,416</u>	<u>2,240,416</u>	<u>2,202,494</u>	<u>(37,922)</u>
Expenditures				
Current:				
Public Safety:				
Fire:				
Salaries and Wages	1,623,614	1,623,614	1,511,467	112,147
Fringe Benefits	423,543	423,543	350,163	73,380
Purchased Services	140,247	140,247	107,540	32,707
Materials and Supplies	61,292	61,292	40,374	20,918
Capital Outlay	295,203	295,203	74,367	220,836
<i>Total Expenditures</i>	<u>2,543,899</u>	<u>2,543,899</u>	<u>2,083,911</u>	<u>459,988</u>
<i>Excess of Revenues Over (Under) Expenditures</i>	<u>(303,483)</u>	<u>(303,483)</u>	<u>118,583</u>	<u>422,066</u>
Other Financing Sources				
Sale of Capital Assets	0	0	6,454	6,454
Transfers In	0	0	82,517	82,517
<i>Total Other Financing Sources</i>	<u>0</u>	<u>0</u>	<u>88,971</u>	<u>88,971</u>
<i>Net Change in Fund Balance</i>	<u>(303,483)</u>	<u>(303,483)</u>	<u>207,554</u>	<u>511,037</u>
<i>Fund Balance Beginning of Year</i>	423,320	423,320	423,320	0
Prior Year Encumbrances Appropriated	3,728	3,728	3,728	0
<i>Fund Balance End of Year</i>	<u>\$123,565</u>	<u>\$123,565</u>	<u>\$634,602</u>	<u>\$511,037</u>

City of Brecksville, Ohio
*Schedule of Revenues, Expenditures and Changes
in Fund Balance - Budget (Non-GAAP Basis) and Actual
Special Assessment Bond Retirement Fund
For the Year Ended December 31, 2008*

	<u>Budgeted Amounts</u>			Variance with Final Budget Positive (Negative)
	<u>Original</u>	<u>Final</u>	<u>Actual</u>	
Revenues				
Special Assessments	\$532,000	\$532,000	\$620,735	\$88,735
Expenditures				
Current:				
General Government:				
Legislative and Executive:				
Other	50,000	50,000	14,248	35,752
Debt Service:				
Principal Retirement	415,000	415,000	415,000	0
Interest and Fiscal Charges	198,900	198,900	198,900	0
Total Debt Service	613,900	613,900	613,900	0
<i>Total Expenditures</i>	663,900	663,900	628,148	35,752
<i>Net Change in Fund Balance</i>	(131,900)	(131,900)	(7,413)	124,487
<i>Fund Balance Beginning of Year</i>	486,147	486,147	486,147	0
<i>Fund Balance End of Year</i>	<u>\$354,247</u>	<u>\$354,247</u>	<u>\$478,734</u>	<u>\$124,487</u>

City of Brecksville, Ohio
Schedule of Revenues, Expenditures and Changes
in Fund Balance - Budget (Non-GAAP Basis) and Actual
General Municipal Improvement Fund
For the Year Ended December 31, 2008

	<u>Budgeted Amounts</u>			Variance with Final Budget Positive (Negative)
	<u>Original</u>	<u>Final</u>	<u>Actual</u>	
Revenues				
Municipal Income Taxes	\$960,000	\$960,000	\$960,000	\$0
Interest	30,000	30,000	270,004	240,004
Miscellaneous	504,000	504,000	3,046	(500,954)
<i>Total Revenues</i>	1,494,000	1,494,000	1,233,050	(260,950)
Expenditures				
Capital Outlay:				
Capital Outlay	7,985,735	8,072,735	4,683,754	3,388,981
Debt Service:				
Principal Retirement	3,000,000	3,000,000	3,000,000	0
Interest and Fiscal Charges	120,000	130,000	119,333	10,667
Total Debt Service	3,120,000	3,130,000	3,119,333	10,667
<i>Total Expenditures</i>	11,105,735	11,202,735	7,803,087	3,399,648
<i>Excess of Revenues Under Expenditures</i>	(9,611,735)	(9,708,735)	(6,570,037)	3,138,698
Other Financing Sources				
General Obligation Notes Issued	5,300,000	5,000,000	5,000,000	0
Special Assessment Bonds Issued	0	0	160,186	160,186
Transfers In	0	0	139,067	139,067
<i>Total Other Financing Sources</i>	5,300,000	5,000,000	5,299,253	299,253
<i>Net Change in Fund Balance</i>	(4,311,735)	(4,708,735)	(1,270,784)	3,437,951
<i>Fund Balance Beginning of Year</i>	2,549,239	2,549,239	2,549,239	0
Prior Year Encumbrances Appropriated	2,728,543	2,728,543	2,728,543	0
<i>Fund Balance End of Year</i>	<u>\$966,047</u>	<u>\$569,047</u>	<u>\$4,006,998</u>	<u>\$3,437,951</u>

City of Brecksville, Ohio
Schedule of Revenues, Expenditures and Changes
in Fund Balance - Budget (Non-GAAP Basis) and Actual
Buildings and Improvements Fund
For the Year Ended December 31, 2008

	<u>Budgeted Amounts</u>			Variance with Final Budget Positive (Negative)
	<u>Original</u>	<u>Final</u>	<u>Actual</u>	
Revenues				
Municipal Income Taxes	\$1,200,000	\$1,200,000	\$1,200,000	\$0
Interest	13,000	13,000	19,537	6,537
Other	100,000	100,000	50,001	(49,999)
<i>Total Revenues</i>	1,313,000	1,313,000	1,269,538	(43,462)
Expenditures				
Capital Outlay:				
Capital Outlay	265,363	265,363	186,689	78,674
<i>Excess of Revenues Over Expenditures</i>	1,047,637	1,047,637	1,082,849	35,212
Other Financing Sources (Uses)				
Transfers In	350,000	350,000	441,515	91,515
Transfers Out	(1,955,848)	(1,955,848)	(1,655,848)	300,000
<i>Total Other Financing Sources (Uses)</i>	(1,605,848)	(1,605,848)	(1,214,333)	391,515
<i>Net Change in Fund Balance</i>	(558,211)	(558,211)	(131,484)	426,727
<i>Fund Balance Beginning of Year</i>	668,116	668,116	668,116	0
Prior Year Encumbrances Appropriated	43,363	43,363	43,363	0
<i>Fund Balance End of Year</i>	<u>\$153,268</u>	<u>\$153,268</u>	<u>\$579,995</u>	<u>\$426,727</u>

City of Brecksville, Ohio
*Schedule of Revenues, Expenditures and Changes
in Fund Balance - Budget (Non-GAAP Basis) and Actual
Road Improvements Fund
For the Year Ended December 31, 2008*

	<u>Budgeted Amounts</u>			Variance with Final Budget Positive (Negative)
	<u>Original</u>	<u>Final</u>	<u>Actual</u>	
Revenues				
Municipal Income Taxes	\$120,000	\$120,000	\$120,000	\$0
Intergovernmental	228,000	151,000	81,125	(69,875)
Interest	11,000	11,000	17,002	6,002
<i>Total Revenues</i>	<u>359,000</u>	<u>282,000</u>	<u>218,127</u>	<u>(63,873)</u>
Expenditures				
Capital Outlay:				
Oakes Road Reconstruction:				
Capital Outlay	151,200	151,200	151,142	58
Parkview Drive				
Capital Outlay	112,000	112,000	0	112,000
Road Repaving:				
Purchased Services	462,396	385,396	46,800	338,596
<i>Total Expenditures</i>	<u>725,596</u>	<u>648,596</u>	<u>197,942</u>	<u>450,654</u>
<i>Excess of Revenues Over (Under) Expenditures</i>	(366,596)	(366,596)	20,185	386,781
Other Financing Sources				
Special Assessment Bonds Issued	0	0	69,814	69,814
<i>Net Change in Fund Balance</i>	(366,596)	(366,596)	89,999	456,595
<i>Fund Balance Beginning of Year</i>	<u>403,740</u>	<u>403,740</u>	<u>403,740</u>	<u>0</u>
<i>Fund Balance End of Year</i>	<u><u>\$37,144</u></u>	<u><u>\$37,144</u></u>	<u><u>\$493,739</u></u>	<u><u>\$456,595</u></u>

City of Brecksville, Ohio
Schedule of Revenues, Expenditures and Changes
in Fund Balance - Budget (Non-GAAP Basis) and Actual
Motor Vehicle License Tax Fund
For the Year Ended December 31, 2008

	<u>Budgeted Amounts</u>			Variance with Final Budget Positive (Negative)
	<u>Original</u>	<u>Final</u>	<u>Actual</u>	
Revenues				
Intergovernmental	\$34,000	\$34,000	\$36,303	\$2,303
Interest	2,000	2,000	2,169	169
<i>Total Revenues</i>	36,000	36,000	38,472	2,472
Expenditures				
Current:				
Street Construction, Maintenance and Repair:				
Street Repair and Maintenance:				
Capital Outlay	36,000	36,000	0	36,000
<i>Net Change in Fund Balance</i>	0	0	38,472	38,472
<i>Fund Balance Beginning of Year</i>	25,212	25,212	25,212	0
<i>Fund Balance End of Year</i>	<u>\$25,212</u>	<u>\$25,212</u>	<u>\$63,684</u>	<u>\$38,472</u>

City of Brecksville, Ohio
Schedule of Revenues, Expenditures and Changes
in Fund Balance - Budget (Non-GAAP Basis) and Actual
Street Repair and Maintenance Fund
For the Year Ended December 31, 2008

	<u>Budgeted Amounts</u>			Variance with Final Budget Positive (Negative)
	<u>Original</u>	<u>Final</u>	<u>Actual</u>	
Revenues				
Intergovernmental	\$505,000	\$565,000	\$614,916	\$49,916
Interest	12,000	12,000	31,286	19,286
<i>Total Revenues</i>	<u>517,000</u>	<u>577,000</u>	<u>646,202</u>	<u>69,202</u>
Expenditures				
Current:				
Street Construction, Maintenance and Repair:				
Snow and Ice Removal:				
Materials and Supplies	720,887	720,887	610,524	110,363
Capital Outlay	62,938	62,938	55,969	6,969
<i>Total Expenditures</i>	<u>783,825</u>	<u>783,825</u>	<u>666,493</u>	<u>117,332</u>
<i>Net Change in Fund Balance</i>	(266,825)	(206,825)	(20,291)	186,534
<i>Fund Balance Beginning of Year</i>	500,827	500,827	500,827	0
Prior Year Encumbrances Appropriated	83,825	83,825	83,825	0
<i>Fund Balance End of Year</i>	<u>\$317,827</u>	<u>\$377,827</u>	<u>\$564,361</u>	<u>\$186,534</u>

City of Brecksville, Ohio
Schedule of Revenues, Expenditures and Changes
in Fund Balance - Budget (Non-GAAP Basis) and Actual
State Highway Fund
For the Year Ended December 31, 2008

	<u>Budgeted Amounts</u>			Variance with Final Budget Positive (Negative)
	<u>Original</u>	<u>Final</u>	<u>Actual</u>	
Revenues				
Intergovernmental	\$41,200	\$46,200	\$49,858	\$3,658
Interest	1,300	1,300	1,378	78
<i>Total Revenues</i>	<u>42,500</u>	<u>47,500</u>	<u>51,236</u>	<u>3,736</u>
Expenditures				
Current:				
Street Construction, Maintenance and Repair:				
Route 21 Center Strip:				
Salaries and Wages	10,000	10,000	6,858	3,142
Purchased Services	15,000	15,000	10,000	5,000
Materials and Supplies	1,500	1,500	1,479	21
Total Route 21 Center Strip	<u>26,500</u>	<u>26,500</u>	<u>18,337</u>	<u>8,163</u>
Snow and Ice Removal:				
Materials and Supplies	56,882	56,882	50,774	6,108
<i>Total Expenditures</i>	<u>83,382</u>	<u>83,382</u>	<u>69,111</u>	<u>14,271</u>
<i>Net Change in Fund Balance</i>	(40,882)	(35,882)	(17,875)	18,007
<i>Fund Balance Beginning of Year</i>	18,430	18,430	18,430	0
Prior Year Encumbrances Appropriated	<u>33,382</u>	<u>33,382</u>	<u>33,382</u>	<u>0</u>
<i>Fund Balance End of Year</i>	<u><u>\$10,930</u></u>	<u><u>\$15,930</u></u>	<u><u>\$33,937</u></u>	<u><u>\$18,007</u></u>

City of Brecksville, Ohio
Schedule of Revenues, Expenditures and Changes
in Fund Balance - Budget (Non-GAAP Basis) and Actual
Community Center Fund
For the Year Ended December 31, 2008

	Budgeted Amounts			Variance with Final Budget Positive (Negative)
	Original	Final	Actual	
Revenues				
Charges for Services	\$781,900	\$781,900	\$931,522	\$149,622
Interest	13,000	13,000	32,425	19,425
Donations	3,000	3,000	3,178	178
Rentals	49,000	49,000	54,615	5,615
Miscellaneous	15,150	15,150	17,674	2,524
<i>Total Revenues</i>	<u>862,050</u>	<u>862,050</u>	<u>1,039,414</u>	<u>177,364</u>
Expenditures				
Current:				
Recreational Activities:				
Community Center:				
Salaries and Wages	883,559	905,759	899,400	6,359
Fringe Benefits	152,898	152,898	150,114	2,784
Purchased Services	456,091	456,091	406,913	49,178
Materials and Supplies	158,130	158,130	113,037	45,093
Capital Outlay	75,528	75,528	49,634	25,894
Other	2,500	2,500	1,913	587
<i>Total Expenditures</i>	<u>1,728,706</u>	<u>1,750,906</u>	<u>1,621,011</u>	<u>129,895</u>
<i>Excess of Revenues Under Expenditures</i>	(866,656)	(888,856)	(581,597)	307,259
Other Financing Sources				
Transfers In	<u>800,000</u>	<u>800,000</u>	<u>800,000</u>	<u>0</u>
<i>Net Change in Fund Balance</i>	(66,656)	(88,856)	218,403	307,259
<i>Fund Balance Beginning of Year</i>	387,588	387,588	387,588	0
Prior Year Encumbrances Appropriated	<u>29,799</u>	<u>29,799</u>	<u>29,799</u>	<u>0</u>
<i>Fund Balance End of Year</i>	<u><u>\$350,731</u></u>	<u><u>\$328,531</u></u>	<u><u>\$635,790</u></u>	<u><u>\$307,259</u></u>

City of Brecksville, Ohio
Schedule of Revenues, Expenditures and Changes
in Fund Balance - Budget (Non-GAAP Basis) and Actual
Special Programs Fund
For the Year Ended December 31, 2008

	<u>Budgeted Amounts</u>			Variance with Final Budget Positive (Negative)
	<u>Original</u>	<u>Final</u>	<u>Actual</u>	
Revenues	\$0	\$0	\$0	\$0
Expenditures				
Current:				
Recreational Activities:				
Special Events:				
Materials and Supplies	<u>8,000</u>	<u>8,000</u>	<u>0</u>	<u>8,000</u>
<i>Excess of Revenues Over (Under) Expenditures</i>	(8,000)	(8,000)	0	8,000
Other Financing Uses				
Transfers Out	<u>0</u>	<u>0</u>	<u>(8,122)</u>	<u>(8,122)</u>
<i>Net Change in Fund Balance</i>	(8,000)	(8,000)	(8,122)	(122)
<i>Fund Balance Beginning of Year</i>	<u>8,122</u>	<u>8,122</u>	<u>8,122</u>	<u>0</u>
<i>Fund Balance End of Year</i>	<u><u>\$122</u></u>	<u><u>\$122</u></u>	<u><u>\$0</u></u>	<u><u>(\$122)</u></u>

City of Brecksville, Ohio
Schedule of Revenues, Expenditures and Changes
in Fund Balance - Budget (Non-GAAP Basis) and Actual
Road Maintenance Fund
For the Year Ended December 31, 2008

	<u>Budgeted Amounts</u>			Variance with Final Budget Positive (Negative)
	<u>Original</u>	<u>Final</u>	<u>Actual</u>	
Revenues				
Property Taxes	\$532,019	\$532,019	\$533,809	\$1,790
Intergovernmental	90,378	90,378	100,935	10,557
Interest	12,000	12,000	36,211	24,211
<i>Total Revenues</i>	634,397	634,397	670,955	36,558
Expenditures				
Current:				
Street Construction, Maintenance and Repair:				
Street Repair and Maintenance:				
Purchased Services	1,100,575	1,100,575	691,054	409,521
<i>Excess of Revenues Under Expenditures</i>	(466,178)	(466,178)	(20,099)	446,079
Other Financing Uses				
Transfers Out	(11,732)	(11,732)	(11,732)	0
<i>Net Change in Fund Balance</i>	(477,910)	(477,910)	(31,831)	446,079
<i>Fund Balance Beginning of Year</i>	260,766	260,766	260,766	0
Prior Year Encumbrances Appropriated	300,176	300,176	300,176	0
<i>Fund Balance End of Year</i>	<u>\$83,032</u>	<u>\$83,032</u>	<u>\$529,111</u>	<u>\$446,079</u>

City of Brecksville, Ohio
Schedule of Revenues, Expenditures and Changes
in Fund Balance - Budget (Non-GAAP Basis) and Actual
Federal Equitable Sharing Fund
For the Year Ended December 31, 2008

	<u>Budgeted Amounts</u>			Variance with Final Budget Positive (Negative)
	<u>Original</u>	<u>Final</u>	<u>Actual</u>	
Revenues				
Interest	\$150	\$150	\$211	\$61
Expenditures				
Current:				
General Government:				
Legislative and Executive:				
Federal Equitable Sharing				
Other	4,000	4,000	0	4,000
<i>Net Change in Fund Balance</i>	(3,850)	(3,850)	211	4,061
<i>Fund Balance Beginning of Year</i>	4,147	4,147	4,147	0
<i>Fund Balance End of Year</i>	<u>\$297</u>	<u>\$297</u>	<u>\$4,358</u>	<u>\$4,061</u>

City of Brecksville, Ohio
Schedule of Revenues, Expenditures and Changes
in Fund Balance - Budget (Non-GAAP Basis) and Actual
Indigent Prisoner Assistance Fund
For the Year Ended December 31, 2008

	<u>Budgeted Amounts</u>			Variance with Final Budget Positive (Negative)
	<u>Original</u>	<u>Final</u>	<u>Actual</u>	
Revenues				
Licenses and Permits	\$100	\$100	\$0	(\$100)
Interest	300	300	379	79
<i>Total Revenues</i>	400	400	379	(21)
Expenditures				
Current:				
Public Safety:				
Police:				
Prisoner Support:				
Materials and Supplies	9,500	9,500	5,694	3,806
<i>Excess of Revenues Under Expenditures</i>	(9,100)	(9,100)	(5,315)	3,785
Other Financing Uses				
Transfers Out	0	0	(4,554)	(4,554)
<i>Net Change in Fund Balance</i>	(9,100)	(9,100)	(9,869)	(769)
<i>Fund Balance Beginning of Year</i>	9,869	9,869	9,869	0
<i>Fund Balance End of Year</i>	<u>\$769</u>	<u>\$769</u>	<u>\$0</u>	<u>(\$769)</u>

City of Brecksville, Ohio
Schedule of Revenues, Expenditures and Changes
in Fund Balance - Budget (Non-GAAP Basis) and Actual
Indigent Drivers Fund
For the Year Ended December 31, 2008

	<u>Budgeted Amounts</u>			Variance with Final Budget Positive (Negative)
	<u>Original</u>	<u>Final</u>	<u>Actual</u>	
Revenues				
Fines and Forfeitures	\$300	\$300	\$600	\$300
Interest	350	350	565	215
<i>Total Revenues</i>	650	650	1,165	515
Expenditures				
Current:				
Public Safety:				
Police:				
Purchased Services	10,000	10,000	0	10,000
<i>Excess of Revenues Over (Under) Expenditures</i>	(9,350)	(9,350)	1,165	10,515
Other Financing Sources				
Transfers In	0	0	4,554	4,554
<i>Net Change in Fund Balance</i>	(9,350)	(9,350)	5,719	15,069
<i>Fund Balance Beginning of Year</i>	10,867	10,867	10,867	0
<i>Fund Balance End of Year</i>	<u>\$1,517</u>	<u>\$1,517</u>	<u>\$16,586</u>	<u>\$15,069</u>

City of Brecksville, Ohio
Schedule of Revenues, Expenditures and Changes
in Fund Balance - Budget (Non-GAAP Basis) and Actual
Enforcement and Education Fund
For the Year Ended December 31, 2008

	<u>Budgeted Amounts</u>			Variance with Final Budget Positive (Negative)
	<u>Original</u>	<u>Final</u>	<u>Actual</u>	
Revenues				
Fines and Forfeitures	\$800	\$800	\$1,080	\$280
Intergovernmental	400	5,600	5,184	(416)
Interest	1,550	1,550	2,559	1,009
Miscellaneous	1,500	0	0	0
<i>Total Revenues</i>	<u>4,250</u>	<u>7,950</u>	<u>8,823</u>	<u>873</u>
Expenditures				
Current:				
Public Safety:				
Police:				
Salaries and Wages	3,000	3,000	2,524	476
Purchased Services	31,750	31,750	4,168	27,582
Materials and Supplies	3,020	3,020	820	2,200
Capital Outlay	550	550	0	550
<i>Total Expenditures</i>	<u>38,320</u>	<u>38,320</u>	<u>7,512</u>	<u>30,808</u>
<i>Net Change in Fund Balance</i>	(34,070)	(30,370)	1,311	31,681
<i>Fund Balance Beginning of Year</i>	49,675	49,675	49,675	0
Prior Year Encumbrances Appropriated	<u>820</u>	<u>820</u>	<u>820</u>	<u>0</u>
<i>Fund Balance End of Year</i>	<u>\$16,425</u>	<u>\$20,125</u>	<u>\$51,806</u>	<u>\$31,681</u>

City of Brecksville, Ohio
Schedule of Revenues, Expenditures and Changes
in Fund Balance - Budget (Non-GAAP Basis) and Actual
Court Computerization Fund
For the Year Ended December 31, 2008

	<u>Budgeted Amounts</u>			Variance with Final Budget Positive (Negative)
	<u>Original</u>	<u>Final</u>	<u>Actual</u>	
Revenues				
Licenses and Permits	\$15,000	\$15,000	\$18,330	\$3,330
Interest	7,000	12,000	11,820	(180)
<i>Total Revenues</i>	22,000	27,000	30,150	3,150
Expenditures				
Current:				
General Government:				
Judicial:				
Court Computerization:				
Purchased Services	215,000	215,000	0	215,000
<i>Net Change in Fund Balance</i>	(193,000)	(188,000)	30,150	218,150
<i>Fund Balance Beginning of Year</i>	224,602	224,602	224,602	0
<i>Fund Balance End of Year</i>	<u>\$31,602</u>	<u>\$36,602</u>	<u>\$254,752</u>	<u>\$218,150</u>

City of Brecksville, Ohio
Schedule of Revenues, Expenditures and Changes
in Fund Balance - Budget (Non-GAAP Basis) and Actual
Natureworks Grants Fund
For the Year Ended December 31, 2008

	<u>Budgeted Amounts</u>			Variance with Final Budget Positive (Negative)
	<u>Original</u>	<u>Final</u>	<u>Actual</u>	
Revenues	\$0	\$0	\$0	\$0
Expenditures				
Current:				
Recreational Activities:				
Extracurricular:				
Capital Outlay	<u>950</u>	<u>950</u>	<u>0</u>	<u>950</u>
<i>Net Change in Fund Balance</i>	(950)	(950)	0	950
<i>Fund Balance Beginning of Year</i>	<u>950</u>	<u>950</u>	<u>950</u>	<u>0</u>
<i>Fund Balance End of Year</i>	<u><u>\$0</u></u>	<u><u>\$0</u></u>	<u><u>\$950</u></u>	<u><u>\$950</u></u>

City of Brecksville, Ohio
Schedule of Revenues, Expenditures and Changes
in Fund Balance - Budget (Non-GAAP Basis) and Actual
Recycling Demo Fund
For the Year Ended December 31, 2008

	<u>Budgeted Amounts</u>			Variance with Final Budget Positive (Negative)
	<u>Original</u>	<u>Final</u>	<u>Actual</u>	
Revenues				
Intergovernmental	\$0	\$0	\$3,500	\$3,500
Interest	400	400	601	201
<i>Total Revenues</i>	400	400	4,101	3,701
Expenditures				
Current:				
Basic Utility Services:				
Rubbish Recycling:				
Capital Outlay	12,000	12,000	7,800	4,200
<i>Net Change in Fund Balance</i>	(11,600)	(11,600)	(3,699)	7,901
<i>Fund Balance Beginning of Year</i>	14,963	14,963	14,963	0
<i>Fund Balance End of Year</i>	<u>\$3,363</u>	<u>\$3,363</u>	<u>\$11,264</u>	<u>\$7,901</u>

City of Brecksville, Ohio
Schedule of Revenues, Expenditures and Changes
in Fund Balance - Budget (Non-GAAP Basis) and Actual
Tree Planting Grants Fund
For the Year Ended December 31, 2008

	<u>Budgeted Amounts</u>			Variance with Final Budget Positive (Negative)
	<u>Original</u>	<u>Final</u>	<u>Actual</u>	
Revenues				
Licenses and Permits	\$68,750	\$8,750	\$9,625	\$875
Interest	0	4,000	4,206	206
<i>Total Revenues</i>	<u>68,750</u>	<u>12,750</u>	<u>13,831</u>	<u>1,081</u>
Expenditures				
Current:				
Housing and Community Development:				
Tree Planning:				
Salaries and Wages	20,000	20,000	10,064	9,936
Materials and Supplies	8,750	8,750	0	8,750
Capital Outlay	60,000	60,000	16,529	43,471
Other	90,000	30,000	1,100	28,900
<i>Total Expenditures</i>	<u>178,750</u>	<u>118,750</u>	<u>27,693</u>	<u>91,057</u>
<i>Net Change in Fund Balance</i>	(110,000)	(106,000)	(13,862)	92,138
<i>Fund Balance Beginning of Year</i>	<u>140,776</u>	<u>140,776</u>	<u>140,776</u>	<u>0</u>
<i>Fund Balance End of Year</i>	<u><u>\$30,776</u></u>	<u><u>\$34,776</u></u>	<u><u>\$126,914</u></u>	<u><u>\$92,138</u></u>

City of Brecksville, Ohio
Schedule of Revenues, Expenditures and Changes
in Fund Balance - Budget (Non-GAAP Basis) and Actual
Law Enforcement Fund
For the Year Ended December 31, 2008

	<u>Budgeted Amounts</u>			Variance with Final Budget Positive (Negative)
	<u>Original</u>	<u>Final</u>	<u>Actual</u>	
Revenues				
Fines and Forfeitures	\$4,000	\$24,000	\$22,558	(\$1,442)
Interest	400	400	1,276	876
<i>Total Revenues</i>	4,400	24,400	23,834	(566)
Expenditures				
Current:				
Public Safety:				
Police:				
Purchased Services	11,000	11,000	1,250	9,750
<i>Net Change in Fund Balance</i>	(6,600)	13,400	22,584	9,184
<i>Fund Balance Beginning of Year</i>	11,395	11,395	11,395	0
<i>Fund Balance End of Year</i>	<u>\$4,795</u>	<u>\$24,795</u>	<u>\$33,979</u>	<u>\$9,184</u>

City of Brecksville, Ohio
Schedule of Revenues, Expenditures and Changes
in Fund Balance - Budget (Non-GAAP Basis) and Actual
Law Enforcement Mandatory Drug Fund
For the Year Ended December 31, 2008

	<u>Budgeted Amounts</u>			Variance with Final Budget Positive (Negative)
	<u>Original</u>	<u>Final</u>	<u>Actual</u>	
Revenues				
Fines and Forfeitures	\$1,000	\$24,000	\$23,837	(\$163)
Interest	800	800	1,489	689
<i>Total Revenues</i>	1,800	24,800	25,326	526
Expenditures				
Current:				
Public Safety:				
Police:				
Purchased Services	14,000	14,000	1,655	12,345
<i>Net Change in Fund Balance</i>	(12,200)	10,800	23,671	12,871
<i>Fund Balance Beginning of Year</i>	13,602	13,602	13,602	0
<i>Fund Balance End of Year</i>	<u>\$1,402</u>	<u>\$24,402</u>	<u>\$37,273</u>	<u>\$12,871</u>

City of Brecksville, Ohio
Schedule of Revenues, Expenditures and Changes
in Fund Balance - Budget (Non-GAAP Basis) and Actual
Vehicle Immobilization Fund
For the Year Ended December 31, 2008

	<u>Budgeted Amounts</u>			Variance with Final Budget Positive (Negative)
	<u>Original</u>	<u>Final</u>	<u>Actual</u>	
Revenues				
Fines and Forfeitures	\$2,000	\$5,000	\$4,480	(\$520)
Interest	900	900	1,844	944
<i>Total Revenues</i>	2,900	5,900	6,324	424
Expenditures				
Current:				
Public Safety:				
Police:				
Purchased Services	25,000	25,000	0	25,000
<i>Net Change in Fund Balance</i>	(22,100)	(19,100)	6,324	25,424
<i>Fund Balance Beginning of Year</i>	34,167	34,167	34,167	0
<i>Fund Balance End of Year</i>	<u>\$12,067</u>	<u>\$15,067</u>	<u>\$40,491</u>	<u>\$25,424</u>

City of Brecksville, Ohio
Schedule of Revenues, Expenditures and Changes
in Fund Balance - Budget (Non-GAAP Basis) and Actual
Police Pension Fund
For the Year Ended December 31, 2008

	<u>Budgeted Amounts</u>			Variance with Final Budget Positive (Negative)
	<u>Original</u>	<u>Final</u>	<u>Actual</u>	
Revenues				
Property Taxes	\$159,605	\$159,605	\$160,143	\$538
Intergovernmental	27,113	27,113	30,280	3,167
<i>Total Revenues</i>	<u>186,718</u>	<u>186,718</u>	<u>190,423</u>	<u>3,705</u>
Expenditures				
Current:				
Public Safety:				
Police:				
Fringe Benefits	190,000	190,000	190,000	0
Purchased Services	200	200	200	0
<i>Total Expenditures</i>	<u>190,200</u>	<u>190,200</u>	<u>190,200</u>	<u>0</u>
<i>Net Change in Fund Balance</i>	(3,482)	(3,482)	223	3,705
<i>Fund Balance Beginning of Year</i>	<u>23,360</u>	<u>23,360</u>	<u>23,360</u>	<u>0</u>
<i>Fund Balance End of Year</i>	<u>\$19,878</u>	<u>\$19,878</u>	<u>\$23,583</u>	<u>\$3,705</u>

City of Brecksville, Ohio
Schedule of Revenues, Expenditures and Changes
in Fund Balance - Budget (Non-GAAP Basis) and Actual
Memorial Fund
For the Year Ended December 31, 2008

	<u>Budgeted Amounts</u>			Variance with Final Budget Positive (Negative)
	<u>Original</u>	<u>Final</u>	<u>Actual</u>	
Revenues				
Donations	\$0	\$0	\$100	\$100
Expenditures				
Current:				
General Government:				
Legislative and Executive:				
Memorials:				
Materials and Supplies	<u>16,000</u>	<u>16,000</u>	<u>885</u>	<u>15,115</u>
<i>Net Change in Fund Balance</i>	(16,000)	(16,000)	(785)	15,215
<i>Fund Balance Beginning of Year</i>	<u>18,577</u>	<u>18,577</u>	<u>18,577</u>	<u>0</u>
<i>Fund Balance End of Year</i>	<u><u>\$2,577</u></u>	<u><u>\$2,577</u></u>	<u><u>\$17,792</u></u>	<u><u>\$15,215</u></u>

City of Brecksville, Ohio
Schedule of Revenues, Expenditures and Changes
in Fund Balance - Budget (Non-GAAP Basis) and Actual
General Obligation Bond Retirement Fund
For the Year Ended December 31, 2008

	Budgeted Amounts			Variance with Final Budget Positive (Negative)
	Original	Final	Actual	
Revenues				
Property and Other Taxes	\$207,488	\$207,488	\$208,185	\$697
Intergovernmental	27,244	27,244	31,361	4,117
<i>Total Revenues</i>	<u>234,732</u>	<u>234,732</u>	<u>239,546</u>	<u>4,814</u>
Expenditures				
Current:				
General Government:				
Legislative and Executive:				
Other	50,200	50,200	12,904	37,296
Debt Service:				
Principal Retirement	900,000	1,465,000	1,465,000	0
Interest and Fiscal Charges	465,388	471,038	456,809	14,229
Total Debt Service	<u>1,365,388</u>	<u>1,936,038</u>	<u>1,921,809</u>	<u>14,229</u>
<i>Total Expenditures</i>	<u>1,415,588</u>	<u>1,986,238</u>	<u>1,934,713</u>	<u>51,525</u>
<i>Excess of Revenues Under Expenditures</i>	(1,180,856)	(1,751,506)	(1,695,167)	56,339
Other Financing Sources				
Transfers In	1,155,848	1,455,848	1,455,848	0
<i>Net Change in Fund Balance</i>	(25,008)	(295,658)	(239,319)	56,339
<i>Fund Balance Beginning of Year</i>	<u>336,082</u>	<u>336,082</u>	<u>336,082</u>	<u>0</u>
<i>Fund Balance End of Year</i>	<u>\$311,074</u>	<u>\$40,424</u>	<u>\$96,763</u>	<u>\$56,339</u>

City of Brecksville, Ohio
Schedule of Revenues, Expenditures and Changes
in Fund Balance - Budget (Non-GAAP Basis) and Actual
Issue II Fund
For the Year Ended December 31, 2008

	<u>Budgeted Amounts</u>			Variance with Final Budget Positive (Negative)
	<u>Original</u>	<u>Final</u>	<u>Actual</u>	
Revenues				
Interest	\$10,000	\$10,000	\$17,761	\$7,761
Expenditures				
Capital Outlay:				
Purchased Services	1,000	11,000	8,000	3,000
Debt Service:				
Principal Retirement	53,884	53,884	53,884	0
<i>Total Expenditures</i>	<u>54,884</u>	<u>64,884</u>	<u>61,884</u>	<u>3,000</u>
<i>Excess of Revenues Under Expenditures</i>	(44,884)	(54,884)	(44,123)	10,761
Other Financing Sources				
Transfers In	53,884	53,884	45,737	(8,147)
<i>Net Change in Fund Balance</i>	9,000	(1,000)	1,614	2,614
<i>Fund Balance Beginning of Year</i>	<u>340,839</u>	<u>340,839</u>	<u>340,839</u>	<u>0</u>
<i>Fund Balance End of Year</i>	<u><u>\$349,839</u></u>	<u><u>\$339,839</u></u>	<u><u>\$342,453</u></u>	<u><u>\$2,614</u></u>

City of Brecksville, Ohio
Schedule of Revenues, Expenditures and Changes
in Fund Balance - Budget (Non-GAAP Basis) and Actual
Capital Improvement Fund
For the Year Ended December 31, 2008

	<u>Budgeted Amounts</u>			Variance with Final Budget Positive (Negative)
	<u>Original</u>	<u>Final</u>	<u>Actual</u>	
Revenues				
Municipal Income Taxes	\$192,000	\$192,000	\$192,000	\$0
Interest	22,000	22,000	40,799	18,799
<i>Total Revenues</i>	214,000	214,000	232,799	18,799
Expenditures				
Capital Outlay:				
Capital Outlay	1,377,108	1,164,319	1,066,083	98,236
<i>Excess of Revenues Under Expenditures</i>	(1,163,108)	(950,319)	(833,284)	117,035
Other Financing Sources (Uses)				
Transfers In	150,000	95,000	75,000	(20,000)
Transfers Out	(11,224)	(224,013)	(355,844)	(131,831)
<i>Total Other Financing Sources (Uses)</i>	138,776	(129,013)	(280,844)	(151,831)
<i>Net Change in Fund Balance</i>	(1,024,332)	(1,079,332)	(1,114,128)	(34,796)
<i>Fund Balance Beginning of Year</i>	445,596	445,596	445,596	0
Prior Year Encumbrances Appropriated	668,532	668,532	668,532	0
<i>Fund Balance End of Year</i>	\$89,796	\$34,796	\$0	(\$34,796)

City of Brecksville, Ohio
Schedule of Revenues, Expenditures and Changes
in Fund Balance - Budget (Non-GAAP Basis) and Actual
Equipment Replacement Fund
For the Year Ended December 31, 2008

	<u>Budgeted Amounts</u>			Variance with Final Budget Positive (Negative)
	<u>Original</u>	<u>Final</u>	<u>Actual</u>	
Revenues				
Interest	\$2,800	\$3,800	\$4,095	\$295
Expenditures				
Capital Outlay:				
Materials and Supplies	80,000	80,000	0	80,000
<i>Excess of Revenues Over (Under) Expenditures</i>	(77,200)	(76,200)	4,095	80,295
Other Financing Uses				
Transfers Out	0	0	(89,753)	(89,753)
<i>Net Change in Fund Balance</i>	(77,200)	(76,200)	(85,658)	(9,458)
<i>Fund Balance Beginning of Year</i>	85,658	85,658	85,658	0
<i>Fund Balance End of Year</i>	<u>\$8,458</u>	<u>\$9,458</u>	<u>\$0</u>	<u>(\$9,458)</u>

City of Brecksville, Ohio
Schedule of Revenues, Expenditures and Changes
in Fund Balance - Budget (Non-GAAP Basis) and Actual
Recreation Expansion Fund
For the Year Ended December 31, 2008

	<u>Budgeted Amounts</u>			Variance with Final Budget Positive (Negative)
	<u>Original</u>	<u>Final</u>	<u>Actual</u>	
Revenues				
Licenses and Permits	\$25,000	\$29,000	\$27,989	(\$1,011)
Interest	1,200	1,200	3,062	1,862
<i>Total Revenues</i>	26,200	30,200	31,051	851
Expenditures				
Capital Outlay:				
Capital Outlay	138,731	138,731	113,842	24,889
<i>Net Change in Fund Balance</i>	(112,531)	(108,531)	(82,791)	25,740
<i>Fund Balance Beginning of Year</i>	28,045	28,045	28,045	0
Prior Year Encumbrances Appropriated	109,231	109,231	109,231	0
<i>Fund Balance End of Year</i>	<u>\$24,745</u>	<u>\$28,745</u>	<u>\$54,485</u>	<u>\$25,740</u>

City of Brecksville, Ohio
Schedule of Revenues, Expenditures and Changes
in Fund Balance - Budget (Non-GAAP Basis) and Actual
Library Improvement Fund
For the Year Ended December 31, 2008

	<u>Budgeted Amounts</u>			Variance with Final Budget Positive (Negative)
	<u>Original</u>	<u>Final</u>	<u>Actual</u>	
Revenues	\$0	\$0	\$0	\$0
Expenditures				
Capital Outlay:				
Purchased Services	<u>37,000</u>	<u>37,000</u>	<u>0</u>	<u>37,000</u>
<i>Excess of Revenues Under Expenditures</i>	(37,000)	(37,000)	0	37,000
Other Financing Uses				
Transfers Out	<u>0</u>	<u>0</u>	<u>(37,460)</u>	<u>(37,460)</u>
<i>Net Change in Fund Balance</i>	(37,000)	(37,000)	(37,460)	(460)
<i>Fund Balance Beginning of Year</i>	<u>37,460</u>	<u>37,460</u>	<u>37,460</u>	<u>0</u>
<i>Fund Balance End of Year</i>	<u><u>\$460</u></u>	<u><u>\$460</u></u>	<u><u>\$0</u></u>	<u><u>(\$460)</u></u>

City of Brecksville, Ohio
Schedule of Revenues, Expenditures and Changes
in Fund Balance - Budget (Non-GAAP Basis) and Actual
Police Station Building Fund
For the Year Ended December 31, 2008

	<u>Budgeted Amounts</u>			Variance with Final Budget Positive (Negative)
	<u>Original</u>	<u>Final</u>	<u>Actual</u>	
Revenues	\$0	\$0	\$0	\$0
Expenditures				
Capital Outlay:				
Capital Outlay	<u>800,000</u>	<u>500,000</u>	<u>0</u>	<u>500,000</u>
<i>Excess of Revenues Under Expenditures</i>	(800,000)	(500,000)	0	500,000
Other Financing Sources				
Transfers In	<u>800,000</u>	<u>500,000</u>	<u>500,000</u>	<u>0</u>
<i>Net Change in Fund Balance</i>	0	0	500,000	500,000
<i>Fund Balance Beginning of Year</i>	<u>19,196</u>	<u>19,196</u>	<u>19,196</u>	<u>0</u>
<i>Fund Balance End of Year</i>	<u><u>\$19,196</u></u>	<u><u>\$19,196</u></u>	<u><u>\$519,196</u></u>	<u><u>\$500,000</u></u>

City of Brecksville, Ohio
Schedule of Revenues, Expenditures and Changes
in Fund Balance - Budget (Non-GAAP Basis) and Actual
Human Services Facilities Fund
For the Year Ended December 31, 2008

	<u>Budgeted Amounts</u>			Variance with Final Budget Positive (Negative)
	<u>Original</u>	<u>Final</u>	<u>Actual</u>	
Revenues				
Interest	\$1,500	\$4,900	\$5,193	\$293
Other	0	0	3,500	3,500
<i>Total Revenues</i>	<u>1,500</u>	<u>4,900</u>	<u>8,693</u>	<u>3,793</u>
Expenditures				
Capital Outlay:				
Purchased Services	20,000	20,000	688	19,312
Capital Outlay	86,524	52,880	35,806	17,074
<i>Total Expenditures</i>	<u>106,524</u>	<u>72,880</u>	<u>36,494</u>	<u>36,386</u>
<i>Excess of Revenues Under Expenditures</i>	(105,024)	(67,980)	(27,801)	40,179
Other Financing Uses				
Transfers Out	0	(33,644)	(87,699)	(54,055)
<i>Net Change in Fund Balance</i>	(105,024)	(101,624)	(115,500)	(13,876)
<i>Fund Balance Beginning of Year</i>	80,976	80,976	80,976	0
Prior Year Encumbrances Appropriated	<u>34,524</u>	<u>34,524</u>	<u>34,524</u>	<u>0</u>
<i>Fund Balance End of Year</i>	<u><u>\$10,476</u></u>	<u><u>\$13,876</u></u>	<u><u>\$0</u></u>	<u><u>(\$13,876)</u></u>

City of Brecksville, Ohio
Schedule of Revenues, Expenditures and Changes
in Fund Balance - Budget (Non-GAAP Basis) and Actual
Sewer Improvement Fund
For the Year Ended December 31, 2008

	<u>Budgeted Amounts</u>			Variance with Final Budget Positive (Negative)
	<u>Original</u>	<u>Final</u>	<u>Actual</u>	
Revenues				
Interest	\$2,700	\$2,700	\$3,675	\$975
Expenditures				
Capital Outlay:				
Capital Outlay	<u>72,000</u>	<u>72,000</u>	<u>0</u>	<u>72,000</u>
<i>Net Change in Fund Balance</i>	(69,300)	(69,300)	3,675	72,975
<i>Fund Balance Beginning of Year</i>	<u>72,317</u>	<u>72,317</u>	<u>72,317</u>	<u>0</u>
<i>Fund Balance End of Year</i>	<u><u>\$3,017</u></u>	<u><u>\$3,017</u></u>	<u><u>\$75,992</u></u>	<u><u>\$72,975</u></u>

City of Brecksville, Ohio
Schedule of Revenues, Expenditures and Changes
in Fund Balance - Budget (Non-GAAP Basis) and Actual
Public Utility Improvement Fund
For the Year Ended December 31, 2008

	<u>Budgeted Amounts</u>			Variance with Final Budget Positive (Negative)
	<u>Original</u>	<u>Final</u>	<u>Actual</u>	
Revenues				
Licenses and Permits	\$15,500	\$15,500	\$17,260	\$1,760
Interest	2,000	2,000	2,340	340
<i>Total Revenues</i>	<u>17,500</u>	<u>17,500</u>	<u>19,600</u>	<u>2,100</u>
Expenditures				
Capital Outlay:				
Contractual Services	45,100	45,100	40	45,060
Capital Outlay	26,775	26,775	17,350	9,425
<i>Total Expenditures</i>	<u>71,875</u>	<u>71,875</u>	<u>17,390</u>	<u>54,485</u>
<i>Excess of Revenues Over (Under) Expenditures</i>	(54,375)	(54,375)	2,210	56,585
Other Financing Uses				
Transfers Out	(22,782)	(22,782)	(22,781)	1
<i>Net Change in Fund Balance</i>	(77,157)	(77,157)	(20,571)	56,586
<i>Fund Balance Beginning of Year</i>	264,541	264,541	264,541	0
Prior Year Encumbrances Appropriated	6,875	6,875	6,875	0
<i>Fund Balance End of Year</i>	<u>\$194,259</u>	<u>\$194,259</u>	<u>\$250,845</u>	<u>\$56,586</u>

City of Brecksville, Ohio
Schedule of Revenues, Expenses and Changes
in Fund Equity - Budget (Non-GAAP Basis) and Actual
Self Insurance Fund
For the Year Ended December 31, 2008

	<u>Budgeted Amounts</u>			Variance with Final Budget Positive (Negative)
	<u>Original</u>	<u>Final</u>	<u>Actual</u>	
Revenues				
Charges for Services	\$1,511,700	\$1,211,700	\$1,220,906	\$9,206
Interest	10,000	10,000	19,764	9,764
Miscellaneous	0	0	197	197
<i>Total Revenues</i>	<u>1,521,700</u>	<u>1,221,700</u>	<u>1,240,867</u>	<u>19,167</u>
Expenses				
Purchased Services	302,640	302,640	249,048	53,592
Claims	1,160,000	1,160,000	838,110	321,890
<i>Total Expenses</i>	<u>1,462,640</u>	<u>1,462,640</u>	<u>1,087,158</u>	<u>375,482</u>
<i>Net Change in Fund Equity</i>	59,060	(240,940)	153,709	394,649
<i>Fund Equity Beginning of Year</i>	256,663	256,663	256,663	0
Prior Year Encumbrances Appropriated	15,140	15,140	15,140	0
<i>Fund Equity End of Year</i>	<u>\$330,863</u>	<u>\$30,863</u>	<u>\$425,512</u>	<u>\$394,649</u>

City of Brecksville, Ohio
Schedule of Revenues, Expenses and Changes
in Fund Equity - Budget (Non-GAAP Basis) and Actual
Cemetery Endowment Fund
For the Year Ended December 31, 2008

	<u>Budgeted Amounts</u>			Variance with Final Budget Positive (Negative)
	<u>Original</u>	<u>Final</u>	<u>Actual</u>	
Revenues				
Interest	\$120	\$120	\$156	\$36
Expenses				
Materials and Supplies	270	270	118	152
<i>Net Change in Fund Equity</i>	(150)	(150)	38	188
<i>Fund Equity Beginning of Year</i>	3,134	3,134	3,134	0
<i>Fund Equity End of Year</i>	<u>\$2,984</u>	<u>\$2,984</u>	<u>\$3,172</u>	<u>\$188</u>

Statistical Section

This part of the City of Brecksville, Ohio's Comprehensive Annual Financial Report presents detailed information as a context for understanding what the information in the financial statements, note disclosures and required supplementary information says about the City's overall financial health.

Contents	Pages(s)
<i>Financial Trends</i>	<i>S2 – S11</i>
These schedules contain trend information to help the reader understand how the City's financial performance and well-being have changed over time.	
<i>Revenue Capacity</i>	<i>S12 – S19</i>
These schedules contain information to help the reader assess the City's most significant local revenue, the property tax and the municipal income tax.	
<i>Debt Capacity</i>	<i>S20 – S23</i>
These schedules present information to help the reader assess the affordability of the City's current levels of outstanding debt and the City's ability to issue additional debt in the future.	
<i>Economic and Demographic Information</i>	<i>S24 – S25</i>
These schedules offer economic and demographic indicators to help the reader understand the environment within which the City's financial activities take place.	
<i>Operating Information</i>	<i>S26 – S31</i>
These schedules contain service and infrastructure data to help the reader understand how the information in the City's financial report relates to the services the City provides and the activities it performs.	

Sources: Unless otherwise noted, the information in these schedules is derived from the Comprehensive Annual Financial Reports for the relevant year. The City implemented GASB Statement No. 34 in 2000; schedules presenting government-wide information include information beginning in that year.

City of Brecksville, Ohio
Net Assets By Component
Last Ten Years
(Accrual Basis of Accounting)

	<u>2008</u>	<u>2007</u>	<u>2006</u>	<u>2005</u>
Governmental Activities				
Invested in Capital Assets, Net of Related Debt	\$60,276,377	\$58,749,092	\$56,037,345	\$53,341,748
Restricted:				
Capital Projects	5,036,864	5,991,605	4,400,084	5,885,715
Debt Service	4,407,165	4,811,900	5,162,626	5,320,046
Fire Department	514,548	375,265	279,010	429,565
Community Center	538,139	282,524	218,840	151,056
Street Construction, Repair and Maintenance	927,115	876,258	1,110,622	1,195,093
Other Purposes	1,323,245	1,296,150	697,202	502,465
Unrestricted	<u>8,367,960</u>	<u>8,379,624</u>	<u>9,390,837</u>	<u>7,318,052</u>
<i>Total Governmental Activities Net Assets</i>	<u>\$81,391,413</u>	<u>\$80,762,418</u>	<u>\$77,296,566</u>	<u>\$74,143,740</u>

Note: 2003 was the first year other purposes were further identified.

2004	2003	2002	2001	2000	1999
\$50,304,248	\$43,334,818	\$36,834,979	\$32,991,492	\$28,810,417	\$24,569,228
4,953,157	6,896,322	6,919,152	4,904,140	4,923,709	5,387,122
4,493,213	4,786,541	6,111,400	6,344,837	2,831,673	3,899,231
370,646	265,884	N/A	N/A	N/A	N/A
185,522	117,212	N/A	N/A	N/A	N/A
999,759	393,836	N/A	N/A	N/A	N/A
642,334	1,143,615	2,854,699	2,568,737	1,836,373	1,848,429
5,689,748	5,494,860	6,105,475	7,347,422	8,652,492	8,667,715
<u>\$67,638,627</u>	<u>\$62,433,088</u>	<u>\$58,825,705</u>	<u>\$54,156,628</u>	<u>\$47,054,664</u>	<u>\$44,371,725</u>

City of Brecksville, Ohio
Changes in Net Assets
Last Nine Years
(Accrual Basis of Accounting)

	2008	2007	2006	2005
Program Revenues				
Governmental Activities:				
Charges for Services:				
General Government:				
Legislative and Executive	\$769,088	\$513,336	\$350,725	\$87,170
Judicial System	25,311	201,864	316,831	326,593
Public Safety:				
Police	277,326	9,085	42,463	20,849
Fire	1,340	3,255	50	669
Public Health Services	7,328	7,906	37,060	37,965
Street Construction, Maintenance and Repair	117,325	105,053	0	0
Housing and Community Development	54,992	55,745	186,792	214,392
Basic Utility Services	124,950	116,823	31,480	56,030
Recreational Activities	1,012,924	910,748	862,767	884,160
Subtotal - Charges for Services	<u>2,390,584</u>	<u>1,923,815</u>	<u>1,828,168</u>	<u>1,627,828</u>
Operating Grants and Contributions:				
General Government:				
Legislative and Executive	5,378	5,010	2,590	1,330
Judicial System	112	131	0	0
Public Safety:				
Police	10,071	29,040	25,883	33,445
Fire	14,629	175	6,816	7,584
Public Health and Welfare	117	114	325	0
Street Construction, Maintenance and Repair	697,756	668,446	639,195	638,155
Housing and Community Development	727	583	0	2,281
Basic Utility Services	5,226	3,376	0	7,745
Recreational Activities	3,197	2,788	9,086	8,846
Subtotal - Operating Grants and Contributions	<u>737,213</u>	<u>709,663</u>	<u>683,895</u>	<u>699,386</u>
Capital Grants and Contributions:				
General Government				
Legislative and Executive	0	0	0	0
Public Safety:				
Fire	0	0	0	0
Public Health Services	0	0	0	0
Street Construction, Maintenance and Repair	0	0	48,859	2,619,017
Housing and Community Development	0	0	4,236	0
Basic Utility Services	0	0	0	278,298
Recreational Activities	0	0	0	0
Subtotal - Capital Grants and Contributions	<u>0</u>	<u>0</u>	<u>53,095</u>	<u>2,897,315</u>
<i>Total Primary Government Program Revenues</i>	<u>\$3,127,797</u>	<u>\$2,633,478</u>	<u>\$2,565,158</u>	<u>\$5,224,529</u>

2004	2003	2002	2001	2000
\$151,662	\$146,626	\$214,328	\$136,062	\$115,258
349,991	335,897	346,837	366,916	358,507
8,841	5,774	40,233	55,580	21,042
2,853	2,092	3,843	2,420	1,982
93,342	90,250	19,691	28,734	26,997
0	340	330	1,420	15,768
192,314	183,530	162,026	127,232	179,512
39,616	56,635	0	77,320	77,010
782,684	717,068	602,448	605,477	574,423
<u>1,621,303</u>	<u>1,538,212</u>	<u>1,389,736</u>	<u>1,401,161</u>	<u>1,370,499</u>
11,400	5,781	4,696	13,368	5,365
0	0	0	0	0
41,675	21,666	41,587	26,555	32,799
0	6,525	5,542	6,200	154,401
0	0	0	0	0
637,407	539,875	479,926	441,349	398,028
0	0	222,928	27,325	0
5,907	11,666	20,000	0	23,400
4,836	3,348	3,684	726	39,794
<u>701,225</u>	<u>588,861</u>	<u>778,363</u>	<u>515,523</u>	<u>653,787</u>
0	95,000	0	0	0
0	0	4,050	0	0
0	0	0	30,000	0
1,394,171	3,532,626	1,436,541	0	0
0	0	0	0	0
0	0	43,490	2,201,667	0
724,841	0	23,440	200,000	0
<u>2,119,012</u>	<u>3,627,626</u>	<u>1,507,521</u>	<u>2,431,667</u>	<u>0</u>
<u>\$4,441,540</u>	<u>\$5,754,699</u>	<u>\$3,675,620</u>	<u>\$4,348,351</u>	<u>\$2,024,286</u>

(continued)

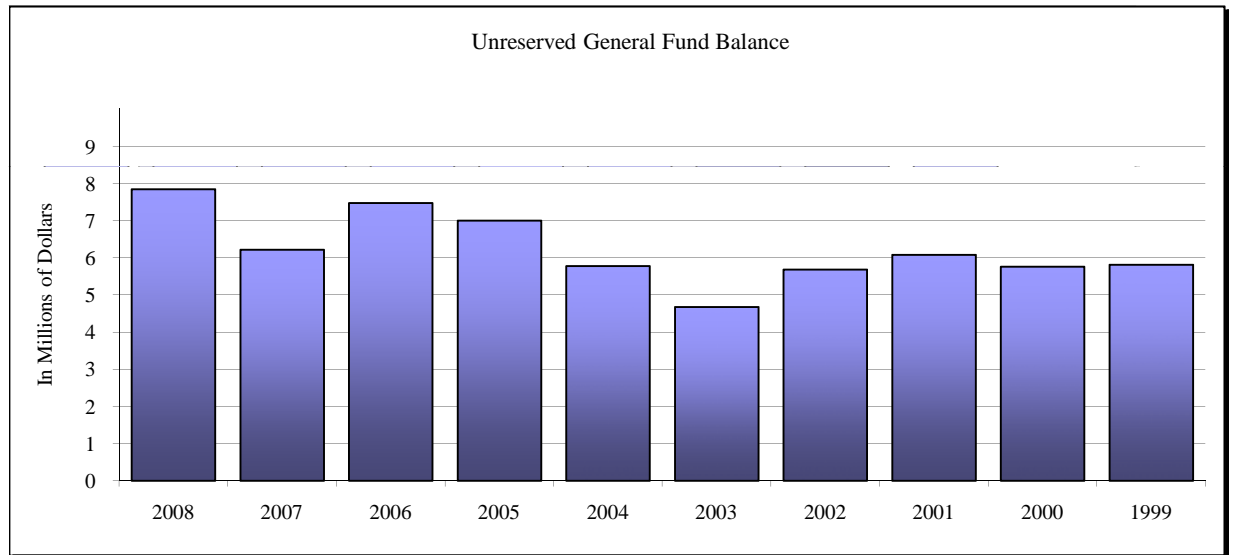
City of Brecksville, Ohio
Changes in Net Assets (continued)
Last Nine Years
(Accrual Basis of Accounting)

	2008	2007	2006	2005
Expenses				
Governmental Activities:				
General Government:				
Legislative and Executive	\$6,102,755	\$5,592,721	\$5,443,397	\$4,355,622
Judicial System	123,977	179,656	171,607	157,222
Public Safety:				
Police	4,276,131	4,148,827	3,996,184	3,811,772
Fire	2,241,102	2,294,629	2,248,157	2,027,052
Public Health Services	126,790	154,672	153,476	122,266
Street Construction, Maintenance and Repair	4,499,947	4,220,016	3,913,477	4,280,735
Housing and Community Development	1,177,227	1,092,407	956,383	1,079,752
Basic Utility Services	2,081,050	2,128,748	2,048,065	1,946,379
Recreational Activities	2,498,487	1,940,978	1,843,775	1,466,915
Interest and Fiscal Charges	773,876	768,970	808,230	725,075
<i>Total Governmental Activities Expenses</i>	<u>23,901,342</u>	<u>22,521,624</u>	<u>21,582,751</u>	<u>19,972,790</u>
Net (Expense)/Revenue				
Governmental Activities	<u>(20,773,545)</u>	<u>(19,888,146)</u>	<u>(19,017,593)</u>	<u>(14,748,261)</u>
General Revenues and Other Changes in Net Assets				
Governmental Activities				
Taxes:				
Property Taxes Levied For:				
General Purposes	1,803,685	2,028,243	1,838,138	1,832,776
Fire Department	1,746,733	1,964,679	1,780,532	1,777,908
Streets	513,746	577,846	523,686	522,913
Police Department	154,125	173,354	157,106	156,874
Debt Service	200,360	225,361	200,877	256,235
Other Purposes	0	0	0	0
Municipal Income Taxes levied for:				
General Purposes	11,564,512	12,386,754	12,732,659	11,350,171
Capital Outlay	2,264,852	2,574,193	2,481,438	2,495,169
Grants and Entitlements not Restricted to				
Specific Programs	1,856,007	1,659,652	1,545,865	1,494,661
Investment Earnings	913,806	1,047,479	636,011	644,426
Gain on Sale of Capital Assets	70,777	10,011	4,087	0
Miscellaneous	313,937	706,426	270,020	722,241
<i>Total Governmental Activities</i>	<u>21,402,540</u>	<u>23,353,998</u>	<u>22,170,419</u>	<u>21,253,374</u>
Change in Net Assets				
Governmental Activities	<u>\$628,995</u>	<u>\$3,465,852</u>	<u>\$3,152,826</u>	<u>\$6,505,113</u>

2004	2003	2002	2001	2000
\$4,246,585	\$4,135,163	\$4,088,405	\$3,793,602	\$3,478,288
151,584	151,387	158,683	125,666	154,482
3,930,138	3,901,614	3,655,090	3,060,371	3,078,248
1,862,540	1,964,919	1,374,110	1,738,761	1,533,443
113,498	118,442	145,378	54,214	96,675
3,433,446	4,132,195	2,784,828	2,760,673	4,486,001
860,061	1,186,316	830,697	883,503	782,844
2,457,634	1,884,812	1,701,700	1,659,828	2,019,430
1,568,851	1,859,992	1,522,030	1,437,308	1,343,632
496,051	519,414	577,384	651,325	686,151
19,120,388	19,854,254	16,838,305	16,165,251	17,659,194
(14,678,848)	(14,099,555)	(13,162,685)	(11,816,900)	(15,634,908)
1,772,674	1,646,088	1,586,320	1,574,747	1,422,726
1,716,753	1,593,930	1,535,769	0	0
504,927	468,802	0	0	0
151,478	140,640	0	0	0
245,481	278,400	221,332	219,672	198,407
0	0	587,206	2,107,068	1,929,684
10,309,796	8,930,938	8,684,168	9,806,736	9,606,196
2,452,992	2,442,323	2,376,998	2,380,619	2,651,311
1,760,102	1,307,353	1,781,468	1,186,863	1,310,106
594,442	634,052	714,986	964,378	950,457
0	16,532	18,321	1,915	0
375,742	247,880	325,194	676,866	248,960
19,884,387	17,706,938	17,831,762	18,918,864	18,317,847
\$5,205,539	\$3,607,383	\$4,669,077	\$7,101,964	\$2,682,939

City of Brecksville, Ohio
Fund Balances, Governmental Funds
Last Ten Years
(Modified Accrual Basis of Accounting)

	2008	2007	2006	2005	2004
General Fund					
Reserved	\$286,045	\$446,930	\$521,033	\$205,703	\$152,799
Unreserved	7,849,898	6,213,938	7,472,841	7,000,511	5,774,941
Total General Fund	<u>8,135,943</u>	<u>6,660,868</u>	<u>7,993,874</u>	<u>7,206,214</u>	<u>5,927,740</u>
All Other Governmental Funds					
Reserved	863,642	4,134,754	1,583,769	2,405,842 *	8,161,824
Unreserved, Undesignated, Reported in:					
Special Revenue funds	2,868,361	1,958,225	1,784,046	1,493,502	1,573,035
Debt Service funds	575,497	809,373	781,115	757,229	542,934
Capital Projects funds (Deficit)	1,131,583	1,793,269	2,588,372	2,841,013	2,476,285
Total All Other Governmental Funds	<u>5,439,083</u>	<u>8,695,621</u>	<u>6,737,302</u>	<u>7,497,586</u>	<u>12,754,078</u>
Total Governmental Funds	<u>\$13,575,026</u>	<u>\$15,356,489</u>	<u>\$14,731,176</u>	<u>\$14,703,800</u>	<u>\$18,681,818</u>



* The large change from the prior year is due to encumbrances for the construction of the Human Services facility in the prior year.

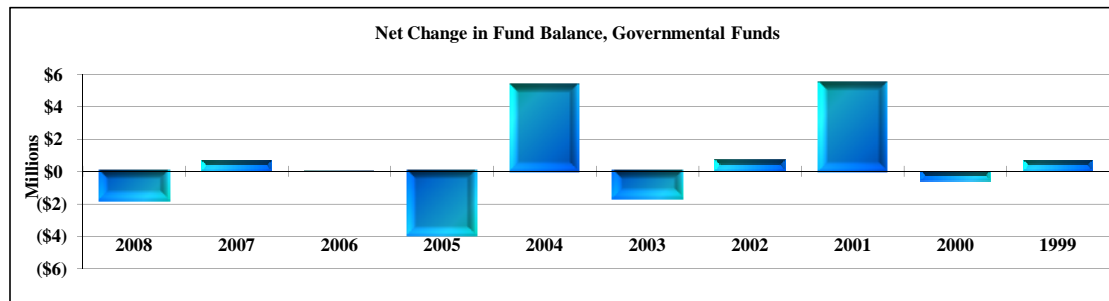
2003	2002	2001	2000	1999
\$129,821	\$186,479	\$348,005	\$281,273	\$362,971
4,678,964	5,688,101	6,082,777	5,758,845	5,812,661
4,808,785	5,874,580	6,430,782	6,040,118	6,175,632
2,708,943	3,026,921	1,328,730	2,544,652	2,161,410
1,382,265	1,464,612	2,237,924	1,396,426	1,194,816
719,213	478,266	394,277	323,042	247,845
3,756,795	4,158,804	3,927,051	(1,455,495)	(338,962)
8,567,216	9,128,603	7,887,982	2,808,625	3,265,109
<u>\$13,376,001</u>	<u>\$15,003,183</u>	<u>\$14,318,764</u>	<u>\$8,848,743</u>	<u>\$9,440,741</u>

City of Brecksville, Ohio
Changes in Fund Balances, Governmental Funds
Last Ten Years
(Modified Accrual Basis of Accounting)

	2008	2007	2006	2005	2004
Revenues					
Taxes (1)	\$20,355,101	\$19,556,957	\$18,082,865	\$18,112,579	\$18,163,891
Charges for Services	1,006,940	928,599	795,817	780,783	763,763
Licenses and Permits	387,068	370,401	370,661	426,845	433,896
Fines and Forfeitures	338,338	281,554	318,741	315,131	331,702
Intergovernmental	2,612,165	2,394,732	2,201,360	3,381,031	3,445,386
Special Assessments	620,735	624,415	612,128	723,870	335,895
Interest	894,042	1,028,720	624,763	633,497	587,077
Sales	0	0	0	0	0
Donations	16,756	14,475	21,267	13,142	32,231
Rentals	218,333	119,234	99,195	105,069	91,942
Miscellaneous	313,740	705,695	270,020	719,916	270,539
Total Revenues	26,763,218	26,024,782	23,396,817	25,211,863	24,456,322
Expenditures					
Current:					
General Government: (2)					
Legislative and Executive	5,941,778	5,464,710	5,220,680	4,332,900	4,142,258
Judicial System	122,934	188,321	169,613	157,402	148,162
Public Safety: (2)					
Police	4,217,591	4,063,261	3,848,371	3,710,648	3,853,278
Fire	2,106,263	2,139,383	2,046,088	1,866,348	1,797,479
Public Health Services	129,648	137,731	150,617	123,716	119,739
Street Construction, Maintenance and Repair	3,439,482	3,166,873	2,765,761	3,060,674	2,803,466
Housing and Community Development	846,644	836,660	807,590	835,066	818,070
Basic Utilities Services	1,925,652	1,913,731	1,777,645	1,678,032	1,593,358
Recreational Activities	1,598,784	1,677,602	1,553,328	1,655,893	1,781,954
Capital Outlay	5,577,837	3,742,989	3,155,119	13,663,395	8,203,769
Debt Service:					
Principal Retirement	1,933,884	1,338,884	1,271,233	1,880,949	2,040,170
Repayment to Refunded Bond Escrow Agent	0	0	0	0	12,867
Interest and Fiscal Charges	779,233	764,362	777,817	722,436	437,710
Bond Issuance Costs	0	0	0	0	141,470
Total Expenditures	28,619,730	25,434,507	23,543,862	33,687,459	27,893,750
Excess of Revenues Over (Under) Expenditures	(1,856,512)	590,275	(147,045)	(8,475,596)	(3,437,428)
Other Financing Sources (Uses)					
Sale of Capital Assets	75,049	35,038	11,487	42,820	32,446
Bond Anticipation Notes Issued	0	0	0	1,550,000	2,550,000
General Obligation Bonds Issued	0	0	0	4,205,000	7,785,000
Special Assessment Bonds Issued	0	0	0	1,240,000	0
OPWC Loan Issued	0	0	162,934	231,143	0
Premium on Issuance of Debt	0	0	0	78,615	115,282
Payment to Refunded Bond Escrow Agent	0	0	0	0	(1,739,483)
Payment to Refund Notes	0	0	0	(2,850,000)	0
Transfers In	3,798,793	5,601,367	4,641,971	4,254,600	5,386,125
Transfers Out	(3,798,793)	(5,601,367)	(4,641,971)	(4,254,600)	(5,386,125)
Total Other Financing Sources (Uses)	75,049	35,038	174,421	4,497,578	8,743,245
Net Change in Fund Balances	(\$1,781,463)	\$625,313	\$27,376	(\$3,978,018)	\$5,305,817

Debt Service as a Percentage of Noncapital Expenditures

	11.9%	9.9%	10.2%	13.4%	13.4%
--	-------	------	-------	-------	-------



(1) Includes All Taxes

(2) 2000 was the first year subcategories were identified for general government and public safety

2003	2002	2001	2000	1999
\$15,798,469	\$15,605,768	\$16,544,343	\$14,872,585	\$14,463,984
757,802	621,980	640,568	569,601	532,604
382,356	335,530	290,325	376,390	317,020
321,007	353,697	394,319	356,597	375,327
2,776,961	3,496,062	1,869,874	1,922,782	2,087,824
327,902	325,000	265,000	510,618	495,518
629,781	714,986	960,118	973,121	655,703
0	0	0	0	20,519
9,734	8,611	15,130	11,227	50,785
77,047	150,939	75,949	75,186	50,351
223,698	415,384	641,602	245,914	200,843
<u>21,304,757</u>	<u>22,027,957</u>	<u>21,697,228</u>	<u>19,914,021</u>	<u>19,250,478</u>
				3,369,331
4,024,845	3,490,750	3,606,295	3,393,415	N/A
150,947	154,019	132,114	156,667	N/A
				4,457,722
3,699,440	3,419,938	3,250,985	3,111,668	N/A
1,845,131	1,641,677	1,521,449	1,505,903	N/A
118,588	142,703	103,780	93,325	103,603
3,327,036	2,568,880	2,299,218	2,478,337	2,313,386
1,183,455	963,679	761,285	646,989	606,612
1,640,660	1,324,054	1,246,551	1,289,244	1,182,446
1,661,078	1,492,749	1,264,053	1,151,375	1,122,847
3,997,138	4,825,124	2,959,846	5,369,478	4,278,188
1,810,170	760,170	685,170	660,170	624,558
0	0	0	0	0
502,644	584,633	617,742	689,069	646,856
0	0	0	0	0
<u>23,961,132</u>	<u>21,368,376</u>	<u>18,448,488</u>	<u>20,545,640</u>	<u>18,705,549</u>
<u>(2,656,375)</u>	<u>659,581</u>	<u>3,248,740</u>	<u>(631,619)</u>	<u>544,929</u>
29,193	24,838	21,281	39,621	26,212
1,000,000	0	0	0	0
0	0	2,200,000	0	106,372
0	0	0	0	0
0	0	0	0	0
0	0	0	0	0
0	0	0	0	0
0	0	0	0	0
6,465,396	6,082,372	6,157,935	5,521,290	2,089,809
<u>(6,465,396)</u>	<u>(6,082,372)</u>	<u>(6,157,935)</u>	<u>(5,521,290)</u>	<u>(2,089,809)</u>
<u>1,029,193</u>	<u>24,838</u>	<u>2,221,281</u>	<u>39,621</u>	<u>132,584</u>
<u>(\$1,627,182)</u>	<u>\$684,419</u>	<u>\$5,470,021</u>	<u>(\$591,998)</u>	<u>\$677,513</u>
13.1%	8.8%	9.2%	9.8%	9.7%

City of Brecksville, Ohio
Assessed Valuation and Estimated Actual Values of Taxable Property
Last Ten Years

Collection Year	Real Property			Tangible Personal Property	
	Assessed Value		Estimated Actual Value	Public Utility	
	Residential/Agricultural	Commercial Industrial/PU		Assessed Value	Estimated Actual Value
2008	\$486,131,280	\$106,177,280	\$1,692,310,171	\$14,924,650	\$16,959,830
2007	481,735,920	115,062,150	1,705,137,343	19,525,150	22,187,670
2006	441,195,080	107,170,670	1,566,759,286	19,629,130	22,305,830
2005	433,727,390	91,010,670	1,499,251,600	20,730,430	23,557,307
2004	424,437,130	89,385,240	1,468,063,914	21,523,860	24,458,932
2003	390,955,440	87,535,460	1,367,116,857	20,984,450	23,845,966
2002	377,071,210	83,881,000	1,317,006,314	21,668,560	24,623,364
2001	366,435,280	80,782,980	1,277,766,457	33,447,710	38,008,761
2000	325,272,420	66,492,890	1,119,329,457	34,466,070	39,165,989
1999	322,807,710	63,790,780	1,104,567,114	35,334,490	40,152,830

Real property is reappraised every six years with a State mandated update of the current market value in the third year following each reappraisal.

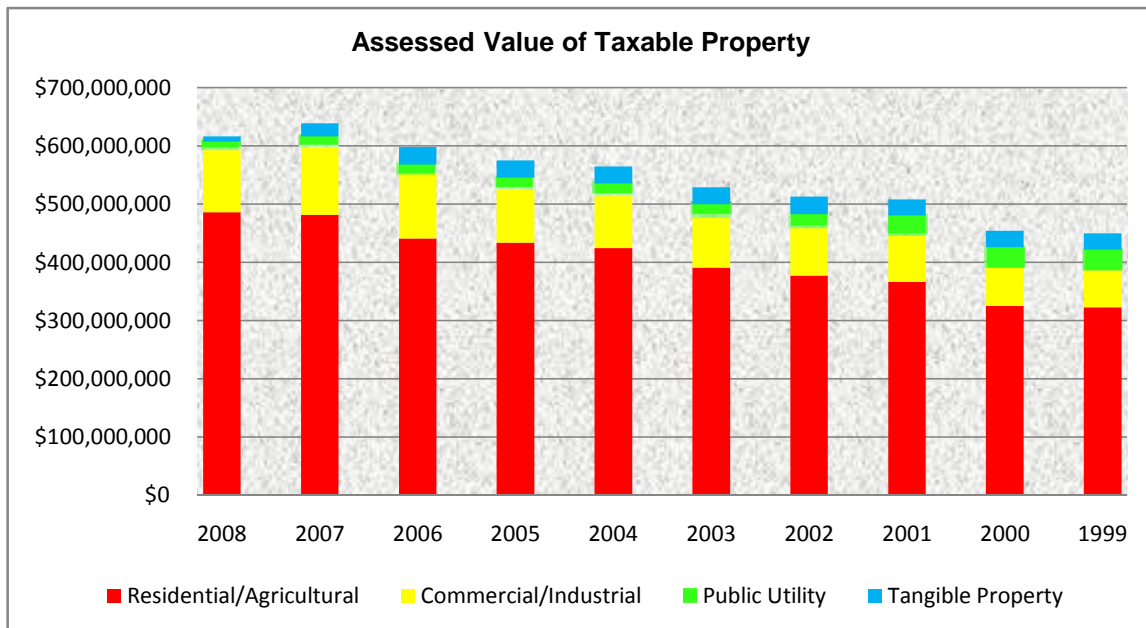
The assessed value of real property (including public utility real property) is 35 percent of estimated true value. The assessed value of public utility personal property ranges from 25 percent of true value for railroad property to 88 percent for electric transmission and distribution property. General business tangible personal property was assessed in previous years at 25 percent for machinery and equipment and 23 percent for inventories. General business tangible personal property started being phased out in 2006. For collection year 2008, both types of general business tangible personal property were assessed at 6.25 percent. The percentage will be zero for 2009.

The tangible personal property values associated with each year are the values that, when multiplied by the applicable rates, generated the property tax revenue billed in that year. For real property, the amounts generated by multiplying the assessed values by the applicable rates would be reduced by the 10%, 2 1/2% and homestead exemptions before being billed. The 10% rollback for commercial/industrial property was eliminated in 2006.

Source: Cuyahoga County, Ohio; County Auditor

Tangible Personal Property

General Business		Total		Ratio	Tax Rate
Assessed Value	Estimated Actual Value	Assessed Value	Estimated Actual Value		
\$8,871,057	\$141,936,912	\$616,104,267	\$1,851,206,913	33.28%	\$8.50
22,088,288	176,706,304	638,411,508	1,904,031,317	33.53	8.60
30,089,242	160,475,957	598,084,122	1,749,541,073	34.19	8.60
29,751,764	119,007,056	575,220,254	1,641,815,963	35.04	8.70
28,958,950	115,835,800	564,305,180	1,608,358,646	35.09	8.70
29,509,649	118,038,596	528,984,999	1,509,001,419	35.06	8.70
30,013,647	120,054,588	512,634,417	1,461,684,266	35.07	8.70
27,244,402	108,977,608	507,910,372	1,424,752,827	35.65	8.70
27,974,748	111,898,992	454,206,128	1,270,394,438	35.75	8.70
27,789,077	111,156,308	449,722,057	1,255,876,252	35.81	8.70



City of Brecksville, Ohio
Property Tax Rates - Direct and Overlapping Governments
(Per \$1,000 of Assessed Valuation)
Last Ten Years

	2008	2007	2006	2005	2004
Unvoted Millage					
Operating	\$3.5100	\$3.5100	\$3.5100	\$3.5100	\$3.5100
Police Pension	0.3000	0.3000	0.3000	0.3000	0.3000
<i>Total Unvoted Millage</i>	<u>3.8100</u>	<u>3.8100</u>	<u>3.8100</u>	<u>3.8100</u>	<u>3.8100</u>
Charter Millage					
1982 Charter/Fire	3.4000	3.4000	3.4000	3.4000	3.4000
1987 Charter/Road Improvement	1.0000	1.0000	1.0000	1.0000	1.0000
<i>Total Charter Millage</i>	<u>4.4000</u>	<u>4.4000</u>	<u>4.4000</u>	<u>4.4000</u>	<u>4.4000</u>
Voted Millage					
Library	0.2900	0.3900	0.3900	0.4900	0.4900
<i>Total Millage</i>	<u><u>\$8.5000</u></u>	<u><u>\$8.6000</u></u>	<u><u>\$8.6000</u></u>	<u><u>\$8.7000</u></u>	<u><u>\$8.7000</u></u>

Overlapping Rates by Taxing District

Brecksville-Broadview Heights City School District					
Residential/Agricultural Real	\$37.2338	\$37.1756	\$39.9809	\$39.9810	\$40.2141
Commerical/Industrial and Public Utility Real	43.4071	43.1759	46.3679	46.3680	46.4754
General Business and Public Utility Personal	77.1000	77.1000	77.4000	77.4000	77.6000
Cuyahoga Valley Career Center					
Residential/Agricultural Real	2.0000	2.0000	2.0000	2.0000	2.0000
Commerical/Industrial and Public Utility Real	2.0000	2.0000	2.0000	2.0000	2.0000
General Business and Public Utility Personal	2.0000	2.0000	2.0000	2.0000	2.0000
Cuyahoga County Commissioner					
Residential/Agricultural Real	12.6607	11.8688	11.7227	11.7227	10.9754
Commerical/Industrial and Public Utility Real	12.8153	12.4535	12.5880	12.5762	11.9846
General Business and Public Utility Personal	13.3200	13.4200	13.5200	13.5200	13.5200
Special Taxing Districts (1)					
Residential/Agricultural Real	6.6597	5.9676	6.2900	6.2900	6.2880
Commerical/Industrial and Public Utility Real	6.8911	6.2519	6.5596	6.5552	6.5067
General Business and Public Utility Personal	7.2800	6.7800	6.7800	6.7800	6.7800

Source: Cuyahoga County Auditor

Note: The rates presented for a particular calendar year are the rates that, when applied to the assessed values presented in the Assessed Value Table, generated the property tax revenue billed in that year.

The City's basic property tax rate may be increased only by a majority vote of the City's residents.

Charter millage is consistently applied to all types of property as opposed to the voted levies of the overlapping taxing districts.

Overlapping rates are those of local and county governments that apply to property owners within the City.

(1) Metro Parks, Port Authority, County Library, Community College

2003	2002	2001	2000	1999
\$3.5100	\$3.5100	\$3.5100	\$3.5100	\$3.5100
0.3000	0.3000	0.3000	0.3000	0.3000
3.8100	3.8100	3.8100	3.8100	3.8100
3.4000	3.4000	3.4000	3.4000	3.4000
1.0000	1.0000	1.0000	1.0000	1.0000
4.4000	4.4000	4.4000	4.4000	4.4000
0.4900	0.4900	0.4900	0.4900	0.4900
\$8.7000	\$8.7000	\$8.7000	\$8.7000	\$8.7000

\$34.0346	\$36.0269	\$36.0663	\$29.5048	\$32.3342
40.5435	41.7308	41.8723	35.5571	40.3497
71.4000	71.5000	71.5000	64.8000	65.3000

2.0000	2.0000	2.0000	2.0000	2.0000
2.0000	2.0000	2.0000	2.0000	2.0000
2.0000	2.0000	2.0000	2.0000	2.0000

10.9899	12.4609	11.3815	11.3967	11.4114
12.0433	12.8764	12.0023	11.9298	12.3736
13.5200	14.6500	14.6500	14.6500	13.7500

4.7783	2.5323	2.5354	2.5422	2.8242
5.1811	2.5497	2.5320	2.5253	2.8923
5.8800	2.9500	2.9500	2.9500	2.9500

City of Brecksville, Ohio
Principal Real Property Taxpayers
 2008 and 1999

<i>2008</i>		
Taxpayer	Real Property Assessed Valuation	Percentage of Real Property Assessed Valuation
Cleveland Electric Illuminating Company	\$13,427,830	2.27 %
Ohio Bell Telephone Company	8,906,460	1.50
PDM Group, Inc	7,334,740	1.24
Grand Bay of Brecksville	6,668,370	1.13
Cleveland Cuyahoga	6,413,230	1.08
Gateway Association	4,838,770	0.82
Creekview Commons, LLC	3,961,620	0.67
Treeline Inc.	3,860,000	0.65
R.C. Investors	3,377,910	0.57
C E I	3,144,050	0.53
Total	\$61,932,980	10.46 %

Total Real Property Assessed Valuation \$592,308,560

<i>1999</i>		
Taxpayer	Real Property Assessed Valuation	Percentage of Real Property Assessed Valuation
B.F. Goodrich Company	\$12,936,570	3.35 %
Ohio Bell Telephone Company	8,719,970	2.26
Teledyne Industries, Incorporated	4,677,740	1.21
Gateway Association III & IV	3,100,690	0.80
Grand Bay of Brecksville	2,942,490	0.76
Alvin G. Schenke	2,459,800	0.64
Brecksville Shopping Center	2,013,200	0.52
Framatone Connectors Interlock, Inc.	1,994,093	0.52
Brecksville Corporate Center	1,891,510	0.49
South Point Association	1,706,990	0.43
Total	\$42,443,053	10.98 %

Total Real Property Assessed Valuation \$386,598,490

Source: Cuyahoga County Auditor

City of Brecksville, Ohio
Property Tax Levies And Collections
Last Ten Years

Year	Total Tax Levy	Current Tax Collections	Percent of Current Tax Collections To Tax Levy	Delinquent Tax Collections	Total Tax Collections (1)	Percent of Total Tax Collections To Tax Levy	Accumulated Outstanding Delinquent Taxes	Percentage of Delinquent Taxes to Total Tax Levy
2008	\$5,343,912	\$5,052,543	94.55%	\$123,527	\$5,176,070	96.86%	\$225,651	4.22%
2007	5,471,368	5,218,601	95.38	122,322	5,340,923	97.62	246,600	4.51
2006	5,080,922	4,893,297	96.31	101,802	4,995,099	98.31	182,408	3.59
2005	5,186,465	4,835,607	93.24	112,123	4,947,730	95.40	162,105	3.13
2004	5,038,544	4,681,595	92.92	129,800	4,811,394	95.49	198,671	3.94
2003	4,845,764	4,480,297	92.46	132,706	4,613,003	95.20	204,120	4.21
2002	4,614,317	4,307,338	93.35	103,464	4,410,802	95.59	192,446	4.17
2001	4,643,484	4,258,919	91.72	102,292	4,361,211	93.92	178,606	3.85
2000	4,106,344	3,803,743	92.63	74,744	3,878,487	94.45	179,982	4.38
1999	4,120,238	3,865,265	93.81	109,014	3,974,279	96.46	144,088	3.50

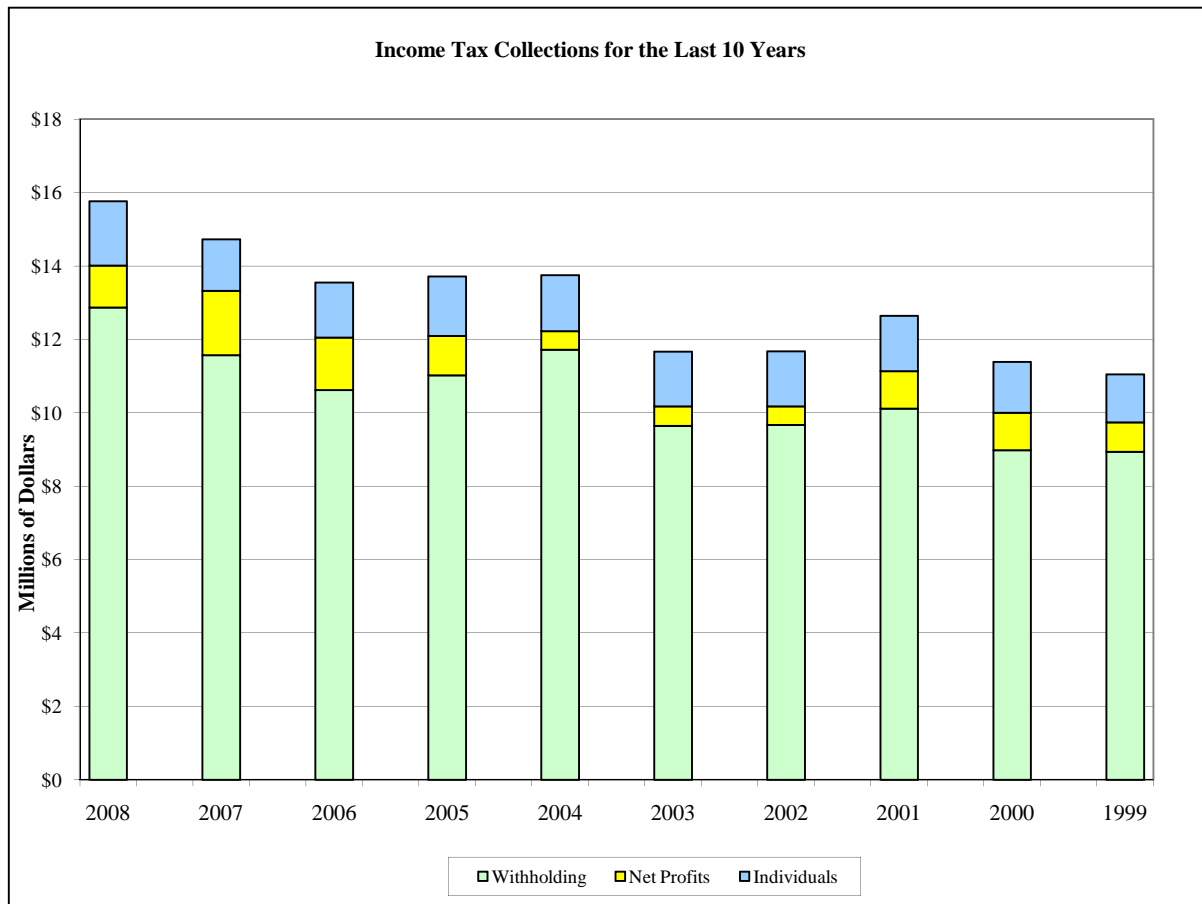
Source: Cuyahoga County, Ohio; County Auditor

(1) State reimbursement of rollback and homestead exemptions are included.

Note: The County does not identify delinquent collections by the year for which the tax was levied.

City of Brecksville, Ohio
Income Tax Revenue Base and Collections
(Modified Accrual Basis)
Last Ten Years

Tax Year	Tax Rate	Total Tax Collected	Taxes from Withholding	Percentage of Taxes from Withholding	Taxes From Net Profits	Percentage of Taxes from Net Profits	Taxes From Individuals	Percentage of Taxes from Individuals
2008	2.00%	\$15,763,909	\$12,869,655	81.64%	\$1,141,307	7.24%	\$1,752,947	11.12%
2007	2.00	14,724,747	11,570,706	78.58	1,753,717	11.91	1,400,323	9.51
2006	2.00	13,551,132	10,615,957	78.34	1,435,065	10.59	1,500,110	11.07
2005	2.00	13,713,689	11,017,578	80.34	1,072,410	7.82	1,623,701	11.84
2004	2.00	13,747,033	11,715,222	85.22	505,891	3.68	1,525,921	11.10
2003	2.00	11,665,183	9,647,106	82.70	523,767	4.49	1,495,476	12.82
2002	2.00	11,672,006	9,670,257	82.85	507,732	4.35	1,494,017	12.80
2001	2.00	12,641,479	10,111,919	79.99	1,018,903	8.06	1,510,657	11.95
2000	2.00	11,386,360	8,981,561	78.88	1,019,079	8.95	1,384,581	12.16
1999	2.00	11,046,200	8,935,271	80.89	807,477	7.31	1,303,452	11.80



City of Brecksville, Ohio
Income Tax Filers by Income Level
Tax Years 2007 and 1998

Tax Year 2007 (1)				
Income Range	Number of Filers	Percent of Filers	Taxable Income (2)	Percent of Taxable Income
Over \$100,000	1,736	33.49 %	\$388,469,341	75.74 %
75,001-100,000	530	10.23	46,032,454	8.97
50,001-75,000	612	11.81	38,117,719	7.43
25,001-50,000	718	13.85	26,676,794	5.20
Under 25,000	1,587	30.62	13,621,862	2.66
Total	<u>5,183</u>	<u>100.00 %</u>	<u>\$512,918,170</u>	<u>100.00 %</u>

Tax Year 1998				
Income Range	Number of Filers	Percent of Filers	Taxable Income (2)	Percent of Taxable Income
Over \$100,000	1,188	24.47 %	\$237,526,353	63.12 %
75,001-100,000	552	11.37	47,932,048	12.74
50,001-75,000	723	14.89	45,205,418	12.01
25,001-50,000	881	18.15	32,514,109	8.64
Under 25,000	1,511	31.12	13,149,652	3.49
Total	<u>4,855</u>	<u>100.00 %</u>	<u>\$376,327,580</u>	<u>100.00 %</u>

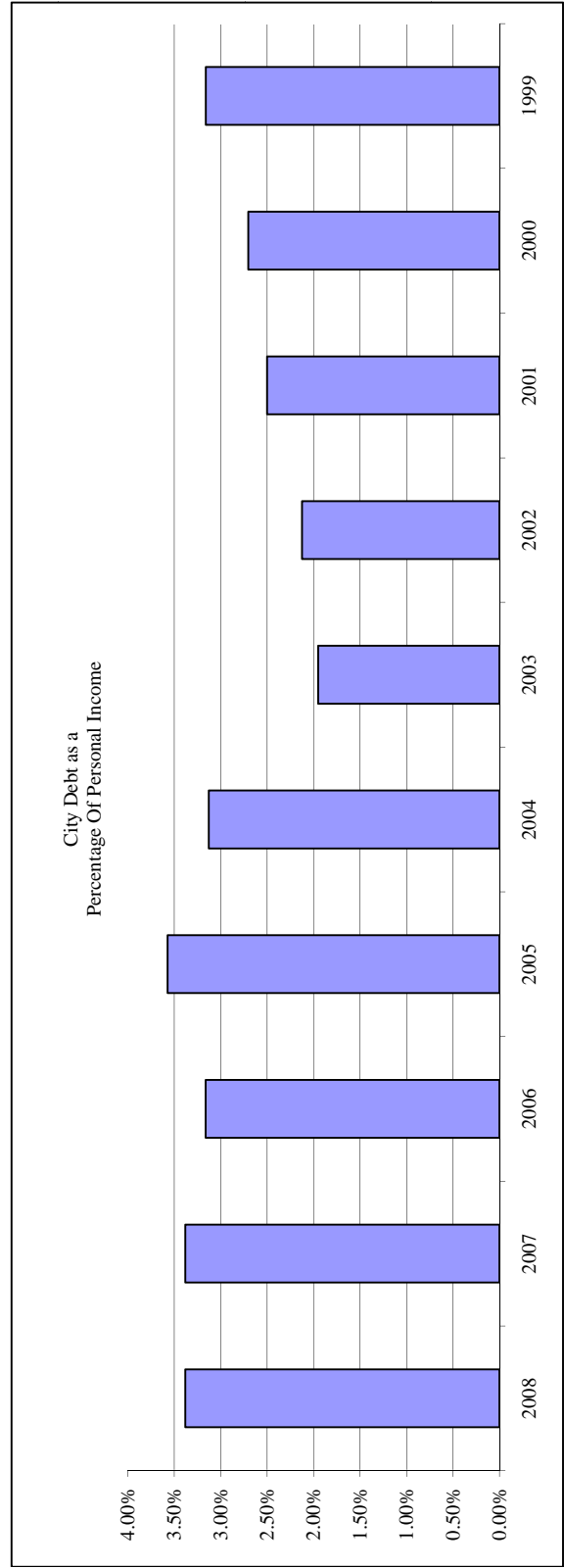
Source: Regional Income Tax Agency Data

(1) Information for 2008 was not available

(2) Taxable income of residents of the City

City of Brecksville, Ohio
*Ratios of Outstanding Debt to
 Total Personal Income and Debt Per Capita
 Last Ten Years*

Fiscal Year	General Obligation Bonds	Special Assessment Bonds	OPWC Loans	Notes Payable	Total	Total Personal Income (1)	Percentage Of Personal Income	Population (2)	Total Debt Per Capita
2008	\$10,402,802	\$3,754,221	\$655,411	\$5,000,000	\$19,812,434	\$585,948,239	3.38 %	13,806	\$1,435
2007	11,875,548	4,169,352	709,295	3,000,000	19,754,195	583,783,744	3.38	13,806	1,431
2006	12,761,477	4,569,483	763,179	0	18,094,139	572,461,107	3.16	13,755	1,315
2005	13,615,307	4,929,614	651,478	800,000	19,996,399	559,584,836	3.57	13,661	1,464
2004	10,027,432	4,057,000	471,284	2,550,000	17,105,716	546,998,189	3.13	13,567	1,261
2003	4,491,102	4,417,000	516,454	1,000,000	10,424,556	534,694,651	1.95	13,474	774
2002	4,874,400	4,772,000	561,624	1,000,000	11,208,024	527,524,135	2.12	13,506	830
2001	5,228,502	5,097,000	606,794	2,000,000	12,932,296	517,409,828	2.50	13,459	961
2000	5,579,208	3,162,000	651,964	4,285,000	13,678,172	506,348,116	2.70	13,382	1,022
1999	5,910,979	3,422,000	697,135	5,585,000	15,615,114	494,367,879	3.16	13,205	1,183



(1) Brecksville Finance Department estimates 1999, 2001-2008; U.S. Census Bureau 2000

(2) Estimates 1999, 2001-2008; U.S. Census Bureau 2000

City of Brecksville, Ohio
*Ratio of General Obligation Bonded Debt to Estimated True
 Value of Taxable Property and Bonded Debt Per Capita
 Last Ten Years*

Year	General Obligation Bonds	Estimated True Value of Taxable Property	Ratio of Bonded Debt to Estimated True Value of Taxable Property	Bonded Debt per Capita
2008	\$10,402,802	\$1,851,206,913	0.56%	\$753
2007	11,875,548	1,904,031,317	0.62	860
2006	12,761,477	1,749,541,073	0.73	928
2005	13,615,307	1,641,815,963	0.83	997
2004	10,027,432	1,608,358,646	0.62	739
2003	4,491,102	1,509,001,419	0.30	333
2002	4,874,400	1,461,684,266	0.33	360
2001	5,228,502	1,424,752,827	0.37	388
2000	5,579,208	1,270,394,438	0.44	416
1999	5,910,979	1,255,876,252	0.47	447

City of Brecksville
*Computation of Direct and Overlapping
Debt Attributable to Governmental Activities
December 31, 2008*

	Debt Attributable to Governmental Activities	Percentage Applicable to City (1)	Amount of Direct and Overlapping Debt
Direct Debt:			
City of Brecksville			
General Obligation Bonds	\$10,402,802	100.00%	\$10,402,802
Special Assessment Bonds	3,754,221	100.00	3,754,221
OPWC Loans	655,411	100.00	655,411
Various Purpose Notes	<u>5,000,000</u>	100.00	<u>5,000,000</u>
Total Direct Debt	<u>19,812,434</u>		<u>19,812,434</u>
Overlapping Debt:			
Payable from Property Taxes:			
Cuyahoga County Bonds	173,500,000	1.94	3,365,900
Regional Transit Authority Bonds	140,763,731	1.94	2,730,816
Brecksville-Broadview Heights City School District Bonds	18,112,088	58.71	10,633,607
Payable from Other Sources:			
Cuyahoga County Loans	6,551,000	1.94	127,089
Cuyahoga County Capital Leases	2,269,000	1.94	44,019
Regional Transit Authority Loans	3,575,318	1.94	69,361
Regional Transit Authority Capital Lease	23,684,005	1.94	459,470
Brecksville-Broadview Heights City School District Loans	9,364,776	58.71	5,498,060
Brecksville-Broadview Heights City School District Capital Leases	<u>1,226,631</u>	58.71	<u>720,155</u>
Total Overlapping Debt	<u>379,046,549</u>		<u>23,648,477</u>
Total Direct and Overlapping Debt	<u><u>\$398,858,983</u></u>		<u><u>\$43,460,911</u></u>

Source: Office of the Auditor, Cuyahoga County, Ohio

(1) Percentages were determined by dividing the assessed valuation of the overlapping government located within the boundaries of the City by the total assessed valuation of the government. The valuations used were for the 2008 collection year.

City of Brecksville, Ohio
Legal Debt Margin Information
Last Ten Years

(amounts expressed in thousands)

	2008	2007	2006	2005	2004	2003	2002	2001	2000	1999
Overall Debt Limitation (10.5% of Assessed Valuation)	\$64,691	\$67,033	\$62,799	\$60,398	\$59,252	\$55,543	\$53,827	\$53,331	\$47,692	\$47,221
Net Debt Within 10.5% Limitations	10,536	11,553	12,202	14,150	12,100	4,701	4,998	6,952	9,624	11,270
Overall Legal Debt Margin Within 10.5% Limitations	\$54,155	\$55,480	\$50,597	\$46,248	\$47,152	\$50,842	\$48,829	\$46,379	\$38,068	\$35,951
Total net debt applicable to the limit as a percentage of debt limit	16.29%	17.23%	19.43%	23.43%	20.42%	8.46%	9.29%	13.04%	20.18%	23.87%
Unvoted Debt Limitation (5.5% of Assessed Valuation)	\$33,886	\$35,113	\$32,895	\$31,637	\$31,037	\$29,094	\$28,195	\$27,935	\$24,981	\$24,735
Net Debt Within 5.5% Limitations	10,536	11,553	12,202	14,150	12,100	4,701	4,998	6,952	9,624	11,270
Unvoted Legal Debt Margin Within 5.5% Limitations	\$23,350	\$23,560	\$20,693	\$17,487	\$18,937	\$24,393	\$23,197	\$20,983	\$15,357	\$13,465
Total net debt applicable to the limit as a percentage of debt limit	31.09%	32.90%	37.09%	44.73%	38.99%	16.16%	17.73%	24.89%	38.53%	45.56%
Legal Debt Margin Calculation for Fiscal Year 2008										
Assessed property value	Overall Margin Within 10.5%		Unvoted Margin Within 5.5%							
	\$616,104	\$616,104	\$64,691	\$33,886						
Overall Debt Limitation (percentage of assessed valuation)	20,042		20,042							
Gross Indebtedness	(5,000)		(5,000)							
Less: Various Purpose Notes	(3,754)		(3,754)							
Special Assessment Bonds	(655)		(655)							
OPWC Loans	(97)		(97)							
General Obligation Bond Retirement Fund Balance	\$10,536		\$10,536							
Net Debt Within Limitations	\$54,155		\$23,350							
Legal Debt Margin Within Limitations										

Note: Under State of Ohio finance law, the City of Brecksville's outstanding general obligation debt should not exceed 10.5 percent of total assessed property value. In addition, the outstanding general obligation debt net of voted debt should not exceed 5.5 percent of total assessed property value. By law, the general obligation debt subject to the limitation is offset by amounts set aside for repaying general obligation bonds.

City of Brecksville, Ohio
Demographic and Economic Statistics
Last Ten Years

Year	Population (1)	Total Personal Income (2)	Median Family Income (1)	Per Capita Income (1)	Unemployment Rate (3)		City Square Miles (4)
					Cuyahoga County	State of Ohio	
2008	13,806	\$585,948,239	\$97,415	\$42,442	6.8%	6.5%	19.54
2007	13,806	583,783,744	97,055	42,285	6.3	5.6	19.54
2006	13,755	572,461,107	95,526	41,619	6.1	5.6	19.54
2005	13,661	559,584,836	94,022	40,963	5.9	5.9	19.54
2004	13,567	546,998,189	92,541	40,318	6.6	5.9	19.54
2003	13,474	534,694,651	91,084	39,683	6.2	6.1	19.54
2002	13,506	527,524,135	89,649	39,059	6.6	5.7	19.54
2001	13,459	517,409,828	88,238	38,443	4.6	4.2	19.54
2000	13,382	506,348,116	86,848	37,838	4.5	4.1	19.54
1999	13,205	494,367,879	85,927	37,437	4.5	4.3	19.54

(1) Estimates 1999, 2001-2008; U.S. Census Bureau 2000

(2) Brecksville Finance Department estimates 1999, 2001-2008;
U.S. Census Bureau 2000.

(3) Ohio Bureau of Employment Services; U.S. Department of Labor, Bureau of
Labor Statistics

(4) City Records

City of Brecksville, Ohio
Principal Employers
Current Year and Nine Years Ago

2008			
Employer	Nature of Activity	Employees	Percentage of Total City Employment
Department of Veteran Affairs	Medical Center	1,434	7.76 %
AT&T/ Ohio Bell	Communication Services	1,257	6.80
Lubrizol Corporation	Chemical Technology	811	4.39
National City Corporation	Banking Services	764	4.13
Brecksville-Broadview Heights School	Public Education	531	2.87
House of LaRose	Beverage Distributor	296	1.61
First Energy/Illuminating Company	Electric Utility	252	1.36
Curtiss-Wright Flow Control	Manufacturing	249	1.35
City of Brecksville	Municipal Government	230	1.24
Cuyahoga Valley Joint Vocational School	Vocational Education	143	0.78
Total		5,967	32.29 %
Total Employment within the City		18,480	

1999			
Employer	Nature of Activity	Employees	Percentage of Total City Employment
Department of Veteran Affairs	Medical Center	1,180	8.89 %
B.F. Goodrich Company	R&D Polymers and Chemicals	828	6.24
Ohio Bell Telephone Company	Communication Services	818	6.16
Norstan Company	Communication Services	299	2.25
Brecksville-Broadview Heights School	Public Education	278	2.09
Teledyne Industrial, Inc	Manufacturing	223	1.68
City of Brecksville	Municipal Government	211	1.59
LDA Systems	Computer Software Development	194	1.46
Curtiss-Wright Flow Control	Manufacturing	154	1.16
Cuyahoga Valley Joint Vocational School	Vocational Education	109	0.82
Total		4,294	32.34 %
Total Employment within the City		13,279	

Source: Regional Income Tax Agency and a survey conducted by the City.

City of Brecksville, Ohio
Full-Time Equivalent City Government Employees by Function/Program
Last Ten Years

Function/Program	2008	2007	2006	2005	2004	2003	2002	2001	2000	1999
General Government										
Council	4.50	4.50	8.00	8.00	8.00	8.00	8.00	8.00	8.00	8.00
Mayor	2.00	2.00	2.00	3.00	3.00	3.00	3.00	3.00	3.00	3.00
Finance	4.00	4.00	4.00	4.00	4.00	4.00	3.00	3.00	4.00	4.00
Income Tax	0.50	0.50	0.50	0.50	0.50	0.50	0.50	0.50	0.50	0.50
Purchasing	3.00	3.00	3.00	3.00	3.00	3.00	3.00	3.00	3.00	3.00
Legal	1.50	1.50	0.00	0.00	0.00	0.00	0.00	0.00	0.00	0.00
Mayor's Court	2.00	2.00	2.00	2.00	2.00	2.00	2.00	2.00	2.00	2.00
Technology	3.50	3.00	3.00	1.00	1.00	1.00	1.00	1.00	1.00	1.00
Engineering	2.00	2.00	2.00	2.00	0.00	0.00	0.00	0.00	0.00	0.00
Administrative Support	1.00	1.00	1.00	1.00	1.00	2.00	1.00	1.00	1.00	1.00
Public Safety										
Police	44.50	43.50	43.00	45.00	45.00	43.50	46.50	43.50	46.00	44.00
Fire	27.00	28.00	26.00	26.00	25.00	25.50	25.00	25.50	25.00	22.00
Recreational Activities										
Community Center	52.00	51.50	49.00	55.50	59.50	54.50	60.00	45.50	48.00	49.00
Senior/Community Services	9.50	9.00	8.00	4.00	4.00	4.00	4.00	3.00	3.00	3.00
Street Construction, Maintenance and Repair Service	44.00	48.00	59.50	60.50	61.00	62.00	63.00	62.00	60.00	60.00
Housing and Community Development										
Building Inspection	7.00	8.50	8.00	7.50	7.00	7.00	7.00	7.00	7.00	6.00
Basic Utility Services										
Housekeeping	13.50	13.50	11.00	10.00	9.50	8.00	0.00	0.00	0.00	0.00
Totals:	<u>221.50</u>	<u>225.50</u>	<u>230.00</u>	<u>233.00</u>	<u>233.50</u>	<u>228.00</u>	<u>227.00</u>	<u>208.00</u>	<u>211.50</u>	<u>206.50</u>

Method: Using 1.0 for each full-time employee and 0.50 for each part-time and seasonal employee as of December 31, 2008.

Source: Finance Department

City of Brecksville, Ohio
Capital Assets Statistics by Function/Program
Last Nine Years (1)

Function/Program	2008	2007	2006	2005	2004	2003	2002	2001	2000
General Government									
Building Department Vehicles	6	6	6	6	6	5	5	5	5
Other Department Vehicles	5	5	5	5	4	4	4	4	4
Police									
Stations	1	1	1	1	1	1	1	1	1
Square Footage of Building Vehicles	6,577	6,577	6,577	6,577	6,577	6,577	6,577	6,577	6,577
	22	22	22	22	22	22	20	18	20
Fire									
Stations	1	1	1	1	1	1	1	1	1
Square Footage of Building Vehicles	17,674	17,674	17,674	17,674	17,674	17,674	10,544	10,544	10,544
	12	12	12	13	12	12	12	12	11
Street Construction, Maintenance and Repair									
Streets (lane miles)	189	189	189	185	185	181	178	N/A	175
Urban Forestry Vehicles	3	3	3	3	3	4	2	2	N/A
Other Public Services Vehicles	54	54	54	54	51	49	49	48	52
Recreational Activities									
Recreation Center	1	1	1	1	1	1	1	1	1
Recreation Center Square Footage	65,000	65,000	65,000	49,000	49,000	49,000	49,000	49,000	49,000
Number of Parks	3	3	3	3	3	3	3	3	3
Number of Baseball Diamonds	10	10	10	10	10	10	10	8	8
Number of Playgrounds	8	8	8	8	8	8	8	6	2
Number of Tennis Courts	3	3	3	3	3	3	3	3	3
Number of Full Sized Soccer Fields	2	2	2	2	2	2	2	2	2
Vehicles	3	3	3	3	3	3	2	2	1
Housing and Community Development									
Human Services Center Square Footage	46,000	46,000	46,000	0	0	0	0	0	0
Vehicles	6	6	6	6	6	6	4	5	5

(1) Information is not available prior to 2000.

Source: Finance Department

City of Brecksville, Ohio
Operating Indicators by Function/Program
Last Eight Years (1)

Function/Program	2008	2007	2006	2005
Police:				
Police Expenditures (in thousands)	\$3,350	\$3,428	\$3,321	\$2,970
Total Arrests	3,542	3,526	4,499	4,171
Part One Offenses	83	67	71	72
OVI Arrests	64	55	44	55
Prisoners	1,235	1,086	1,033	923
Motor Vehicle Accidents	293	303	326	344
Calls for Service	16,603	15,669	15,433	16,668
Incidents per Citizen	1.2030	1.1349	1.1220	1.2202
Cost per Citizen	\$242.67	\$248.32	\$241.41	\$217.41
Fire:				
Fire Expenditures (in thousands)	\$2,067	\$2,194	\$2,220	\$2,053
Emergency Responses	1,399	1,313	1,387	1,386
Fire Safety Inspections	410	276	268	164
Fire Protection Systems Inspected	58	47	34	46
Building Fire Protection Plans Reviewed	9	7	14	7
Percentage of Business Inspected	39%	44%	28%	28%
Number of Community Programs	245	15	15	11
Emergency Responses per Citizen	0.1013	0.0951	0.1008	0.1015
Cost per Citizen	\$149.72	\$158.91	\$161.40	\$150.29
Street Lights Expenditures (in thousands)	\$86	\$85	\$85	\$85
Cost per Acre of Streetlights	\$6.88	\$6.81	\$6.80	\$6.80
Public Health Services:				
Health Department (in thousands)	\$48	\$48	\$45	\$45
Health Cost per Citizen	\$3.49	\$3.49	\$3.27	\$3.29
Recreational Activities:				
Blossom Hill (in thousands)	\$271	\$280	\$254	\$260
Community Center (in thousands)	1,610	1,609	1,527	1,666
Total Leisure Service Cost (in thousands)	\$1,881	\$1,889	\$1,781	\$1,926
Cost per Citizen	\$136.26	\$136.85	\$129.48	\$140.99
Community Center Square Feet	65,000	65,000	65,000	49,000
Square Feet per Citizen	4.71	4.71	4.73	3.59
Total Recreational Revenue (in thousands)	\$1,039	\$928	\$791	\$796
Community Center Members	6,798	7,440	6,637	6,453
Total Participations	218,209	171,266	165,066	155,135
Participations of Members Over Age 60	N/A	N/A	N/A	30,144
Fitness Class Participations	24,107	21,779	15,531	14,345
Participations per Citizen	15.81	12.40	12.00	11.36
Cost per Participation	\$7.38	\$9.40	\$9.25	\$10.74
Revenue per Participation	\$4.76	\$5.42	\$4.79	\$5.13
Housing and Community Development:				
Human Services (in thousands)	\$701	\$659	\$504	N/A
Cost per Citizen	\$51.00	\$48.00	\$37.00	N/A
Human Services Square Feet	29,000	29,000	29,000	N/A
Square Feet per Citizen	31.80	31.80	44.89	N/A
Total Human Services Revenue (in thousands)	\$76	\$52	\$51	N/A
Human Services Members	714	912	646	N/A
Total Participations	36,946	32,542	33,299	N/A
Participations per Citizen	2.68	2.36	2.42	N/A
Cost per Participation	\$982.18	\$722.15	\$780.19	N/A

2004	2003	2002	2001
\$3,021	\$2,919	\$2,609	\$2,548
4,275	4,567	4,443	4,428
79	105	93	123
71	86	69	68
888	932	840	901
325	272	217	250
17,271	18,225	17,557	17,094
1.2730	1.3526	1.2999	1.2701
\$222.67	\$216.64	\$193.17	\$189.32
\$1,997	\$1,880	\$1,730	\$1,770
1,345	1,263	1,381	1,281
235	257	243	165
38	30	68	11
39	39	67	14
25%	26%	25%	22%
10	10	7	14
0.0991	0.0937	0.1023	0.0952
\$147.20	\$139.53	\$128.09	\$131.51
\$84	\$85	\$80	\$81
\$6.72	\$6.80	\$6.40	\$6.48
\$41	\$41	\$39	\$35
\$3.02	\$3.04	\$2.89	\$2.60
\$271	\$215	\$215	\$181
1,546	1,642	1,487	1,228
\$1,817	\$1,857	\$1,702	\$1,409
\$133.93	\$137.82	\$126.02	\$104.69
49,000	49,000	49,000	49,000
3.61	3.64	3.63	3.64
\$747	\$694	\$669	\$643
6,564	6,405	5,389	0
171,000	167,000	94,000	0
34,437	28,817	19,876	0
16,382	14,546	6,889	0
12.61	12.42	6.97	0.00
\$9.03	\$9.82	\$15.79	\$0.00
\$4.37	\$4.15	\$7.10	\$0.00
N/A	N/A	N/A	N/A
N/A	N/A	N/A	N/A
N/A	N/A	N/A	N/A
N/A	N/A	N/A	N/A
N/A	N/A	N/A	N/A
N/A	N/A	N/A	N/A
N/A	N/A	N/A	N/A
N/A	N/A	N/A	N/A
N/A	N/A	N/A	N/A

(continued)

City of Brecksville, Ohio
Operating Indicators by Function/Program (continued)
Last Eight Years (1)

Function/Program	2008	2007	2006	2005
Housing and Community Development:				
Planning and Zoning (in thousands)	\$13	\$8	\$9	\$15
Housing and Building Inspection (in thousands)	\$471	\$492	\$473	\$487
Cost per Citizen	\$35.00	\$36.00	\$35.00	\$37.00
Building Permits - Residential	742	1,077	981	1,095
Dollar Value of Permits (in thousands)	\$7,450	\$7,609	\$12,371	\$19,823
Building Permits - Commercial	205	126	124	104
Dollar Value of Permits (in thousands)	\$7,075	\$23,762	\$4,212	\$7,461
Engineering (in thousands)	\$178	\$152	\$129	\$114
Engineering Reviews				
New Topo Reviews	11	15	29	39
Revised Topo Reviews	23	28	46	40
Retaining Wall Reviews	9	32	12	0
Plat Reviews	9	3	0	11
Other Reviews	41	38	41	0
Builder Grades	17	66	31	0
Landscaping Grades	7	20	11	0
Total All Reviews	117	202	170	90
Number of Trees Planted	110	168	278	73
Number of Trees Removed	135	103	102	157
Cemetery Internments	46	60	68	58
Grave Purchases/Interment Payments (in thousands)	\$24	\$40	\$37	\$38
Street Construction, Maintenance and Repair:				
Street Maintenance (in thousands)	\$1,155	\$1,112	\$1,115	\$1,070
Snow and Ice Removal (in thousands)	\$208	\$175	\$70	\$229
Road Maintenance (man hours)	70,776	66,405	63,460	74,505
Streets (lane miles)	189	189	189	185
Cost per mile of street	\$7.21	\$6.81	\$6.27	\$7.02
Feet of street per capita	72.28	72.28	72.55	71.51
Asphalt Usage (in tons)	2,307	2,119	4,526	4,000
Asphalt Cost per ton	\$27.87	\$30.34	\$26.01	\$26.01
Salt Usage (in tons)	9,090	9,875	4,255	9,770
Concrete Used (in cubic yards)	1,941	1,172	1,600	1,205
Brush/Grass/Yard Waste Collected (in cubic yard)	2,729	2,120	2,717	3,269
Leaves Collected (in cubic yards)	5,926	6,953	6,145	5,721
General Government:				
Law (in thousands)	\$222	\$241	\$208	\$205
Cost per budget dollar	\$0.0052	\$0.0058	\$0.0060	\$0.0058
Finance (in thousands)	\$299	\$292	\$285	\$282
Cost per budget dollar	\$0.0071	\$0.0070	\$0.0083	\$0.0080
Purchasing (in thousands)	\$201	\$198	\$191	\$179
Cost per employee	\$861.07	\$847.97	\$817.99	\$766.60
Lands and Buildings (in thousands)	\$767	\$769	\$777	\$732
Cost per citizen	\$55.57	\$55.70	\$56.49	\$53.58
Mayor's Office (in thousands)	\$231	\$206	\$210	\$227
Council (in thousands)	\$229	\$230	\$212	\$204

(1) Information prior to 2001 is not available

Source: Finance Department

2004	2003	2002	2001
\$16	\$7	\$11	\$8
\$496	\$463	\$480	\$478
\$38.00	\$35.00	\$36.00	\$36.00
926	843	957	800
\$17,508	\$19,503	\$17,094	\$23,535
157	232	160	134
\$19,572	\$25,600	\$4,054	\$10,364
N/A	N/A	N/A	N/A
N/A	N/A	N/A	N/A
N/A	N/A	N/A	N/A
N/A	N/A	N/A	N/A
N/A	N/A	N/A	N/A
N/A	N/A	N/A	N/A
N/A	N/A	N/A	N/A
N/A	N/A	N/A	N/A
231	294	593	279
166	106	42	156
38	50	41	49
\$30	\$90	\$19	\$28
\$1,086	\$1,053	\$967	\$1,170
\$181	\$172	\$76	\$88
71,160	72,481	68,706	68,321
185	181	178	178
\$6.85	\$6.77	\$5.86	\$7.07
72.00	70.93	69.59	69.83
3,188	3,949	2,050	6,093
\$25.50	\$25.75	\$25.00	\$26.50
5,809	9,168	11,263	4,918
1,246	2,400	1,939	1,655
3,240	3,497	2,213	1,932
5,934	4,920	5,306	4,362
\$203	\$188	\$177	\$191
\$0.0049	\$0.0045	\$0.0036	\$0.0045
\$280	\$281	\$202	\$215
\$0.0067	\$0.0067	\$0.0042	\$0.0050
\$183	\$178	\$197	\$182
\$879.81	\$784.14	\$864.04	\$779.44
\$808	\$862	\$1,002	\$917
\$59.56	\$63.98	\$74.19	\$68.13
\$186	\$220	\$216	\$207
\$200	\$185	\$172	\$137

This Page Intentionally Left Blank



Mary Taylor, CPA
Auditor of State

CITY OF BRECKSVILLE

CUYAHOGA COUNTY

CLERK'S CERTIFICATION

This is a true and correct copy of the report which is required to be filed in the Office of the Auditor of State pursuant to Section 117.26, Revised Code, and which is filed in Columbus, Ohio.

Susan Babbitt

CLERK OF THE BUREAU

**CERTIFIED
NOVEMBER 5, 2009**