

Mary Taylor, CPA
Auditor of State

CITY OF ELYRIA
LORAIN COUNTY

TABLE OF CONTENTS

TITLE	PAGE
Federal Awards Expenditures Schedule	1
Notes to the Federal Awards Expenditures Schedule.....	3
Independent Accountants' Report on Internal Control Over Financial Reporting and on Compliance and Other Matters Required By <i>Government Auditing Standards</i>	5
Independent Accountants' Report on Compliance with Requirements Applicable to Its Major Federal Program and on Internal Control Over Compliance in Accordance with OMB Circular A-133.....	7
Schedule of Findings.....	9
Schedule of Prior Audit Findings	10

This page left intentionally blank.

CITY OF ELYRIA
LORAIN COUNTY

FEDERAL AWARDS EXPENDITURES SCHEDULE
FOR THE YEAR ENDED DECEMBER 31, 2008

Federal Grantor/ Pass-Through Grantor/Program Title	Pass Through Entity Number	CFDA Number	Expenditures
<u>U.S. DEPARTMENT OF HOUSING & URBAN DEVELOPMENT</u>			
<i>Direct Federal Assistance Program:</i>			
Community Development Block Grant 07	N/A	14.218	698,298
Total Community Development Block Grant			<u>698,298</u>
<i>Passed Through the Ohio Department of Development:</i>			
HOME - Home Investment Partnership Program	A-C-07-270-2	14.239	252,372
Total HOME - Home Investment Partnership Program			<u>252,372</u>
Total U.S. Department of Housing & Urban Development			<u>950,670</u>
<u>U.S. FEDERAL EMERGENCY MANAGEMENT AGENCY</u>			
<i>Passed Through United Way of America:</i>			
Emergency Food and Shelter National Board Program	679000-036	85.523	1,698
Total U.S. Federal Emergency Management Agency			<u>1,698</u>
<u>U.S. DEPARTMENT OF HEALTH & HUMAN SERVICES</u>			
<i>Passed Through Ohio Department of Health and Human Services:</i>			
Maternal and Child Health Services Block Grant			
Child and Family Health Services	47-2-001-1-MC-0108	93.994	120,111
	47-2-001-1-MC-0209	93.994	113,498
Dental Sealant Program	47-2-001-1-AJ-07	93.994	480
	47-2-001-1-AJ-0108	93.994	29,399
Total Maternal and Child Health Services Block Grant			<u>263,488</u>
<i>Passed Through Ohio Department of Health and Human Services:</i>			
Infrastructure (Disease/Bioterrorism)	47-1-001-2-PI-08	93.283	37,879
	47-1-001-2-PI-09	93.283	3,322
Total Infrastructure (Disease/Bioterrorism)			<u>41,201</u>
Public Health Preparedness and Response for Bioterrorism	CRI - PI-08	93.069	15,626
Total U.S. Department of Health & Human Services			<u>320,315</u>

(Continued)

CITY OF ELYRIA
LORAIN COUNTY

FEDERAL AWARDS EXPENDITURES SCHEDULE
FOR THE YEAR ENDED DECEMBER 31, 2008

Federal Grantor/ Pass-Through Grantor/Program Title	Pass Through Entity Number	CFDA Number	Expenditures
<u>U.S. DEPARTMENT OF JUSTICE</u>			
<i>Passed Through the Ohio Department of Justice:</i>			
Edwin Byrne Memorial Discretionary Grant	2007-DD-BX-0650	16.580	166,564
Victims of Crime Act	N/A	16.575	<u>35,803</u>
Total U.S. Department of Justice			<u>202,367</u>
<u>U.S. DEPARTMENT OF TRANSPORTATION</u>			
<i>Passed Through the Ohio Department of Transportation</i>			
Federal Highway Administration Grant/State Project No 21936	N/A	20.205	<u>8,090,259</u>
Total Federal Highway Administration Grant			<u>8,090,259</u>
Total U.S. Department of Transportation			<u>8,090,259</u>
<u>U.S. ENVIRONMENTAL PROTECTION AGENCY</u>			
<i>Direct Federal Assistance Programs:</i>			
Brownfield Pilots Cooperative Agreements			
Brownfield Assessment Pilot	N/A	66.811	78,978
Brownfield Assessments and Cleanup Cooperative Agreements			
Brownfield Hazardous Materials Assessments	N/A	66.818	721
Brownfield Petroleum Materials Assessments	N/A	66.818	<u>721</u>
Total U.S. Environmental Protection Agency			<u>80,420</u>
TOTAL FEDERAL ASSISTANCE			<u><u>\$ 9,645,729</u></u>

See Notes to the Schedule of Federal Awards Expenditures.

**CITY OF ELYRIA
LORAIN COUNTY**

**NOTES TO THE FEDERAL AWARDS EXPENDITURES SCHEDULE
FOR THE YEAR ENDED DECEMBER 31, 2008**

NOTE A - SIGNIFICANT ACCOUNTING POLICIES

The accompanying Schedule of Federal Awards Expenditures (Schedule) summarizes the activity of the City's federal award programs. The Schedule has been prepared on the cash basis of accounting. The information in this Schedule is presented in accordance with the requirements of OMB Circular A-133, *Audits of State and Local Governments, and Non-Profit Organizations*. Therefore, some amounts presented in this Schedule may differ from amounts presented in, or used in the preparation of, the basic financial statements.

NOTE B – SUBRECIPIENTS

The City passes-through certain Federal assistance received from the U.S. Department of Housing and Urban Development to not-for-profit subrecipients. As described in Note A, the City records expenditures of Federal Awards to subrecipients when paid in cash. The subrecipient agencies have certain compliance responsibilities related to administering these Federal programs. Under Federal Circular A-133, the City is responsible for monitoring subrecipients to help assure that Federal awards are used for authorized purposes in compliance with laws, regulations, and the provisions of contracts or grant agreements, and that performance goals are achieved.

NOTE C – COMMUNITY DEVELOPMENT BLOCK GRANT (CDBG) REVOLVING LOAN PROGRAM

The City has established a revolving loan program to provide low-interest loans to businesses to create jobs for persons from low-moderate income households and to eligible persons and to rehabilitate homes. The Federal Department of Housing and Urban Development (HUD) grants money for these loans to the City. The initial loan of this money is recorded as a disbursement on the accompanying Schedule of Federal Expenditures (the Schedule). Loans repaid, including interest, are used to make additional loans. Such subsequent loans are subject to certain compliance requirements imposed by HUD, but are not included as disbursements on the Schedule.

These loans are collateralized by mortgages on the property. At December 31, 2008, the gross amount of loans outstanding under this program was \$1,844,095.

NOTE D – HOME IMPROVEMENT PARTNERSHIP (HOME) REVOLVING LOAN PROGRAM

The City has established a revolving loan program to provide no-interest loans to eligible persons in order to expand the supply of decent and affordable housing, particularly housing for low and very low-income citizens. The Federal Department of Housing and Urban Development (HUD) grants money for these loans to the City. Grant monies are passed through the Ohio Department of Development. The initial loan of this money is recorded as a disbursement on the accompanying Schedule of Federal Expenditures (the Schedule). Loans repaid are used to make additional loans. Such subsequent loans are subject to certain compliance requirements imposed by HUD, but are not included as disbursements on the Schedule.

These loans are collateralized by mortgages on the property. At December 31, 2008, the gross amount of loans outstanding under this program was \$2,630,933.

CFDA - Catalog of Federal Domestic Assistance.

N/A - Not applicable.

This page left intentionally blank.



Mary Taylor, CPA

Auditor of State

INDEPENDENT ACCOUNTANTS' REPORT ON INTERNAL CONTROL OVER FINANCIAL REPORTING AND ON COMPLIANCE AND OTHER MATTERS REQUIRED BY *GOVERNMENT AUDITING STANDARDS*

City of Elyria
Lorain County
131 Court Street
Elyria, Ohio 44035

To the Members of Council:

We have audited the financial statements of the governmental activities, the business-type activities, each major fund, and the aggregate remaining fund information of the City of Elyria, Lorain County, Ohio, (the City) as of and for the year ended December 31, 2008, which collectively comprise the City's basic financial statements and have issued our report thereon dated June 24, 2009. We conducted our audit in accordance with auditing standards generally accepted in the United States of America and the standards applicable to financial audits contained in the Comptroller General of the United States' *Government Auditing Standards*.

Internal Control Over Financial Reporting

In planning and performing our audit, we considered the City's internal control over financial reporting as a basis for designing our audit procedures for expressing our opinions on the financial statements, but not to opine on the effectiveness of the City's internal control over financial reporting. Accordingly, we have not opined on the effectiveness of the City's internal control over financial reporting.

A control deficiency exists when the design or operation of a control does not allow management or employees, in performing their assigned functions, to prevent or detect misstatements on a timely basis. A significant deficiency is a control deficiency, or combination of control deficiencies, that adversely affects the City's ability to initiate, authorize, record, process, or report financial data reliably in accordance with its applicable accounting basis, such that there is more than a remote likelihood that the City's internal control will not prevent or detect a more than inconsequential financial statement misstatement.

A material weakness is a significant deficiency, or combination of significant deficiencies resulting in more than a remote likelihood that the City's internal control will not prevent or detect a material financial statement misstatement.

Our consideration of internal control over financial reporting was for the limited purpose described in the first paragraph of this section and would not necessarily identify all internal control deficiencies that might be significant deficiencies or material weaknesses. We did not identify any deficiencies in internal control over financial reporting that we consider material weaknesses, as defined above.

We noted certain matters that we reported to the City's management in a separate letter dated June 24, 2009.

Compliance and Other Matters

As part of reasonably assuring whether the City's financial statements are free of material misstatement, we tested its compliance with certain provisions of laws, regulations, contracts, and grant agreements, noncompliance with which could directly and materially affect the determination of financial statement amounts. However, providing an opinion on compliance with those provisions was not an objective of our audit and accordingly, we do not express an opinion. The results of our tests disclosed no instances of noncompliance or other matters we must report under *Government Auditing Standards*.

We did note certain noncompliance or other matters that we reported to the City's management in a separate letter dated June 24, 2009.

We intend this report solely for the information and use of management, Council, and federal awarding agencies and pass-through entities. We intend it for no one other than these specified parties.

A handwritten signature in cursive script that reads "Mary Taylor".

Mary Taylor, CPA
Auditor of State

June 24, 2009



Mary Taylor, CPA

Auditor of State

INDEPENDENT ACCOUNTANTS' REPORT ON COMPLIANCE WITH REQUIREMENTS APPLICABLE TO ITS MAJOR FEDERAL PROGRAM AND ON INTERNAL CONTROL OVER COMPLIANCE IN ACCORDANCE WITH OMB CIRCULAR A-133

City of Elyria
Lorain County
131 Court Street
Elyria, Ohio 44035

To the Members of Council:

Compliance

We have audited the compliance of the City of Elyria, Lorain County, Ohio (the City) with the types of compliance requirements described in the U.S. Office of Management and Budget (OMB) *Circular A-133, Compliance Supplement* that apply to its major federal program for the year ended December 31, 2008. The summary of auditor's results section of the accompanying schedule of findings identifies the City's major federal program. The City's management is responsible for complying with the requirements of laws, regulations, contracts, and grants applicable to its major federal program. Our responsibility is to express an opinion on the City's compliance based on our audit.

We conducted our audit of compliance in accordance with auditing standards generally accepted in the United States of America; the standards applicable to financial audits contained in *Government Auditing Standards* issued by the Comptroller General of the United States; and OMB Circular A-133, *Audits of States, Local Governments, and Non-Profit Organizations*. Those standards and OMB Circular A-133 require that we plan and perform the audit to reasonably assure whether noncompliance occurred with the types of compliance requirements referred to above that could directly and materially affect a major federal program. An audit includes examining, on a test basis, evidence about the City's compliance with those requirements and performing other procedures we considered necessary in the circumstances. We believe our audit provides a reasonable basis for our opinion. Our audit does not provide a legal determination on the City's compliance with those requirements.

In our opinion, the City complied, in all material respects, with the requirements referred to above that apply to each of its major federal program for the year ended December 31, 2008.

Internal Control Over Compliance

The City's management is responsible for establishing and maintaining effective internal control over compliance with the requirements of laws, regulations, contracts, and grants applicable to federal programs. In planning and performing our audit, we considered the City's internal control over compliance with requirements that could directly and materially affect a major federal program in order to determine our auditing procedures for the purpose of expressing our opinion on compliance, but not for the purpose of expressing an opinion on the effectiveness of internal control over compliance. Accordingly, we do not express an opinion on the effectiveness of the City's internal control over compliance.

A *control deficiency* in internal control over compliance exists when the design or operation of a control does not allow management or employees, when performing their assigned functions, to prevent or detect noncompliance with a federal program compliance requirement on a timely basis. A *significant deficiency* is a control deficiency, or combination of control deficiencies, that adversely affects the City's ability to administer a federal program such that there is more than a remote likelihood that the City's internal control will not prevent or detect more than inconsequential noncompliance with a federal program compliance requirement.

A material weakness is a significant deficiency, or combination of significant deficiencies, that results in more than a remote likelihood that the City's internal control will not prevent or detect material noncompliance with a federal program's compliance requirements.

Our consideration of internal control over compliance was for the limited purpose described in the first paragraph of this section and would not necessarily identify all deficiencies in internal control that might be significant deficiencies or material weaknesses. We did not identify any deficiencies in internal control over compliance that we consider to be material weaknesses, as defined above. However, we noted matters involving the internal control over federal compliance not requiring inclusion in this report, that we reported to the City's management in a separate letter dated June 24, 2009.

Federal Awards Expenditures Schedule

We have also audited the financial statements of the governmental activities, the business-type activities, each major fund and the aggregate remaining fund information of the City of Elyria, Lorain County, Ohio, as of and for the year ended December 31, 2008, and have issued our report thereon dated June 24, 2009. Our audit was performed to form opinions on the financial statements that collectively comprise the City's basic financial statements. The accompanying federal awards expenditures schedule provides additional information as required by OMB Circular A-133 and is not a required part of the basic financial statements. We subjected this information to the auditing procedures applied in the audit of the basic financial statements. In our opinion, this information is fairly stated, in all material respects, in relation to the basic financial statements taken as a whole.

We intend this report solely for the information and use of management, Council, federal awarding agencies, and pass-through entities. It is not intended for anyone other than these specified parties.



Mary Taylor, CPA
Auditor of State

June 24, 2009

CITY OF ELYRIA
LORAIN COUNTY

SCHEDULE OF FINDINGS
OMB CIRCULAR A -133 § .505
DECEMBER 31, 2008

1. SUMMARY OF AUDITOR'S RESULTS

<i>(d)(1)(i)</i>	Type of Financial Statement Opinion	Unqualified
<i>(d)(1)(ii)</i>	Were there any material control weaknesses reported at the financial statement level (GAGAS)?	No
<i>(d)(1)(ii)</i>	Were there any other significant deficiencies in internal control reported at the financial statement level (GAGAS)?	No
<i>(d)(1)(iii)</i>	Was there any reported material noncompliance at the financial statement level (GAGAS)?	No
<i>(d)(1)(iv)</i>	Were there any material internal control weaknesses reported for major federal programs?	No
<i>(d)(1)(iv)</i>	Were there any other significant deficiencies in internal control reported for major federal programs?	No
<i>(d)(1)(v)</i>	Type of Major Programs' Compliance Opinion	Unqualified
<i>(d)(1)(vi)</i>	Are there any reportable findings under § .510?	No
<i>(d)(1)(vii)</i>	Major Programs (list):	Federal Highway Planning and Construction/CFDA No. 20.205
<i>(d)(1)(viii)</i>	Dollar Threshold: Type A\B Programs	Type A: > \$ 300,000 Type B: all others
<i>(d)(1)(ix)</i>	Low Risk Auditee?	Yes

**2. FINDINGS RELATED TO THE FINANCIAL STATEMENTS
REQUIRED TO BE REPORTED IN ACCORDANCE WITH GAGAS**

None.

3. FINDINGS FOR FEDERAL AWARDS

None.

CITY OF ELYRIA
LORAIN COUNTY

SCHEDULE OF PRIOR AUDIT FINDINGS
OMB CIRCULAR A -133 § .315 (b)
DECEMBER 31, 2008

<u>Finding Number</u>	<u>Finding Summary</u>	<u>Fully Corrected?</u>	Not Corrected, Partially Corrected; Significantly Different Corrective Action Taken; or Finding No Longer Valid; <u>Explain:</u>
2007-001	Ohio Rev. Code Section 5705.41 (D)(1) – Certification of availability of funds.	Yes	



CITY OF ELYRIA, OHIO



Early Winter in Cascade Park



Gateway Park



Winter Fun on Cascade Sledding Hill

Comprehensive Annual Financial Report
for the year ended December 31, 2008

Ted M. Pileski, City Auditor

CITY OF ELYRIA, OHIO
COMPREHENSIVE ANNUAL FINANCIAL REPORT
For the fiscal year ended
December 31, 2008

Prepared by:

Department of Finance Administration
Ted M. Pileski, CPA, Elyria City Auditor
John T. Farrell, Elyria City Chief Deputy Auditor

(THIS PAGE INTENTIONALLY LEFT BLANK)

City of Elyria, Ohio
 Comprehensive Annual Financial Report
 For the Fiscal Year Ended, December 31, 2008

TABLE OF CONTENTS

Page

INTRODUCTORY SECTION

Letter of Transmittal	1 – 7
GFOA Certificate of Achievement for Excellence in Financial Reporting	8
Organizational Chart	9
List of Elected and Appointed Officials	10

FINANCIAL SECTION

Independent Accountants’ Report	11 – 12
Management’s Discussion and Analysis	13 – 26
Basic Financial Statements:	
Government-wide Financial Statements:	
Statement of Net Assets	27
Statement of Activities	28
Fund Financial Statements:	
Balance Sheet – Governmental Funds	29
Reconciliation of Total Governmental Fund Balances To Net Assets of Governmental Activities	30
Statement of Revenues, Expenditures, and Changes in Fund Balances – Governmental Funds	31
Reconciliation of the Statement of Revenues, Expenditures, and Changes in Fund Balances of Governmental Funds to the Statement of Activities	32
Statement of Revenues, Expenditures, and Changes in Fund Balance – Budget and Actual (Non-GAAP Budgetary Basis) – General Fund – Legal Appropriation Level	33 – 37
Statement of Net Assets – Proprietary Funds	38 – 39
Statement of Revenues, Expenses, and Changes in Fund Net Assets – Proprietary Funds	40
Statement of Cash Flows – Proprietary Funds	41
Statement of Fiduciary Assets and Liabilities – Agency Funds	42
Notes to the Basic Financial Statements	43 – 76
Nonmajor Governmental Funds Descriptions	77 – 81
Combining and Individual Fund Statements and Schedules:	
Combining Balance Sheet – Nonmajor Governmental Funds	82 – 87
Combining Statement of Revenues, Expenditures and Changes in Fund Balances – Nonmajor Governmental Funds	88 – 92
Schedule of Revenues, Expenditures, and Changes in Fund Balance – Budget and Actual – (Non-GAAP Budgetary Basis) - Energy Conservation Fund – Legal Appropriation Level	93
Schedule of Revenues, Expenditures, and Changes in Fund Balance – Budget and Actual – (Non-GAAP Budgetary Basis) - State Route 57 Rehabilitation Fund – Legal Appropriation Level	94
Schedule of Revenues, Expenditures, and Changes in Fund Balance – Budget and Actual – (Non-GAAP Budgetary Basis) – Legal Appropriation Level:	
Street Construction Maintenance and Repair Fund	95
State Highway Fund	96
Fire Pension Fund	97
Police Pension Fund	98
Health Grant Fund	99
Municipal Motor Vehicle Tax Fund	100
Block Grant Fund	101

City of Elyria, Ohio
 Comprehensive Annual Financial Report
 For the Fiscal Year Ended, December 31, 2008

TABLE OF CONTENTS (cont.)

Page


Schedule of Revenues, Expenditures, and Changes in Fund Balance – Budget and Actual – (Non-GAAP Budgetary Basis) – Legal Appropriation Level (Continued):	
C.H.I.P. Grant Fund.....	102
Chestnut Commons Tax Increment Financing Fund	103
USEPA Brownfield Grant Fund.....	104
Muni Court Technology Fund.....	105
Muni Court Security Fund.....	106
Municipal Court Construction/Improvement Fund.....	107
Special Parking Fines Fund.....	108
Legal Research & Court Computerization Fund.....	109
Special Court Maintenance Fund.....	110
Muni Court Special Collections Fund.....	111
Food Service Operations Fund.....	112
Dental Health Grant Fund.....	113
Household Sewage Disposal Permit Fee Fund.....	114
Manufactured Home/Park Placement Fee Fund.....	115
Special Traffic Magistrate Fund.....	116
Swimming Pool Inspection Fund.....	117
Law Enforcement Fund.....	118
Mandatory Drug Fine Fund.....	119
Indigent Drivers Alcohol Treatment Fund.....	120
Alcohol Enforcement and Education Fund.....	121
Police Levy Fund.....	122
Wagner Trust Fund.....	123
Findley Trust Fund.....	124
Cemetery Maintenance and Improvement Fund.....	125
Brownfield Petroleum Assessment Grant Fund.....	126
Brownfield Hazardous Assessment Grant Fund.....	127
General Bond Retirement Fund.....	128
Special Assessment Bond Retirement Fund	129
Parks Improvement Fund.....	130
Cascade/Elywood Fund.....	131
State Issue II Capital Projects Fund.....	132
Chesnut Commons / Ridge Improvement Fund.....	133
49 th Street Special Assessment Fund.....	134
Municipal Building Construction Fund.....	135
Industrial Parkway Fund.....	136
East Broad Street Widening Fund.....	137
Cemetery Trust Fund.....	138
Proprietary Funds Descriptions.....	139
Schedule of Revenues, Expenses, and Changes in Fund Equity – Budget and Actual – (Non-GAAP Budgetary Basis) – Water Fund – Legal Appropriation Level.....	140 – 141
Schedule of Revenues, Expenses, and Changes in Fund Equity – Budget and Actual – (Non-GAAP Budgetary Basis) – Special Parks and Recreation Fund – Legal Appropriation Level.....	142
Schedule of Revenues, Expenses, and Changes in Fund Equity – Budget and Actual – (Non-GAAP Budgetary Basis) – Sanitation Fund – Legal Appropriation Level.....	143
Schedule of Revenues, Expenses, and Changes in Fund Equity – Budget and Actual – (Non-GAAP Budgetary Basis) – Wastewater Pollution Control Fund – Legal Appropriation Level.....	144– 145
Internal Service Funds Descriptions.....	146
Combining and Individual Fund Statements and Schedules: Combining Statement of Net Assets – Internal Service Funds.....	147

City of Elyria, Ohio
 Comprehensive Annual Financial Report
 For the Fiscal Year Ended, December 31, 2008

TABLE OF CONTENTS (cont.)	Page
Combining Statement of Revenues, Expenses, and Changes in Fund Net Assets – Internal Service Funds.....	148
Combining Statement of Cash Flows – Internal Service Funds.....	149
Schedule of Revenues, Expenses, and Changes in Fund Equity – Budget and Actual – (Non-GAAP Budgetary Basis) – Employees’ Health Insurance Fund – Legal Appropriation Level.....	150
Schedule of Revenues, Expenses, and Changes in Fund Equity – Budget and Actual – (Non-GAAP Budgetary Basis) – Workers’ Compensation Fund – Legal Appropriation Level.....	151
Agency Funds Descriptions.....	152-153
Combining Statement of Changes in Assets and Liabilities – All Agency Funds	154-156
 STATISTICAL SECTION	
Explanation of Schedules.....	S
Financial Trends -	
Net Assets by Component – Last Six Years (Accrual Basis of Accounting).....	S1
Changes in Net Assets – Last Six Years (Accrual Basis of Accounting).....	S2-S3
Fund Balances, Governmental Funds – Last Six Years (Modified Accrual Basis of Accounting).....	S4
Changes in Fund Balances, Governmental Funds – Last Six Years (Modified Accrual Basis of Accounting).....	S5
Revenue Capacity -	
Assessed Valuation and Estimated Actual Values of Taxable Property – Last Ten Years.....	S6-S7
Property Tax Rates – Direct and Overlapping Governments – Last Ten Years.....	S8-S9
Property Tax Levies and Collections – Last Ten Years.....	S10-S11
Principal Taxpayers – Real Estate Tax - 2008 and 1999.....	S12
Income Tax Revenue Base and Collections – Last Ten Years.....	S13
Debt Capacity -	
Ratio of Outstanding Debt to Total Personal Income and Debt Per Capita – Last Six Years...	S14-S15
Ratio of General Obligation Bonded Debt to Assessed Value and Bonded Debt Per Capita – Last Ten Years.....	S16
Computation of Direct and Overlapping Governmental Activities Debt – December 31, 2008.	S17
Legal Debt Margin – Last Ten Years.....	S18-S19
Pledged Revenue Coverage – Wastewater Pollution Control - Last Ten Years.....	S20
Economic and Demographic Information -	
Principal Employers – Current Year and Nine Years Ago.....	S21
Demographic and Economic Statistics – Last Ten Years.....	S22-S23
Full-Time Equivalent City Government Employees by Function/Program – Last Seven Years.	S24
Operating Indicators by Function/Program – Last Seven Years.....	S25-S28
Capital Assets Statistics by Function/Program – Last Six Years.....	S29-S30

(THIS PAGE INTENTIONALLY LEFT BLANK)

INTRODUCTORY SECTION



Family Outing in Cascade Park



TED M. PILESKE, CPA
City Auditor

JOHN T. FARRELL
Chief Deputy Auditor

June 24, 2009

**HONORABLE MAYOR,
MEMBERS OF CITY COUNCIL,
AND THE CITIZENS OF ELYRIA, OHIO**

As the elected Auditor of the City of Elyria (the “City”), I am pleased to present the Comprehensive Annual Financial Report (“CAFR”) of Elyria, Ohio for the year ended December 31, 2008. Responsibility for both the accuracy of the data, and the completeness and fairness of the presentation, including all disclosures, rests with the City. To provide a reasonable basis for making these representations, management of the City has established a comprehensive internal control framework that is designed to both protect the government’s assets from loss, theft or misuse and to compile sufficient reliable information for the preparation of the City’s financial statements in conformity with GAAP. Because the cost of internal controls should not outweigh their benefits, the City’s comprehensive framework of internal controls has been designed to provide reasonable rather than absolute assurance the financial statements will be free from material misstatement. To the best of our knowledge and belief, the enclosed data are accurate in all material respects and are reported in a manner designed to present fairly the financial position and results of operations of the governmental and business-type activities and various funds of the City. All disclosures necessary to enable the reader to gain an understanding of the City’s financial activities have been included. The Comprehensive Annual Financial Report is presented in three sections: Introductory, Financial, and Statistical. The Introductory section includes this transmittal letter, the Certificate of Achievement for Excellence in Financial Reporting, received from the Government Finance Officers Association of the United States and Canada (“GFOA”) in 2007, the City’s organization chart and a list of principal officials. The Financial Section includes the Independent Accountants’ Report, management’s discussion and analysis which provides an assessment of the City’s finances for 2008, the basic financial statements, notes to the financial statements, and relevant supplemental financial statement schedules for 2008. The Statistical section includes selected financial and demographic information, generally presented on a multi-year basis.

GOVERNMENTAL STRUCTURE

The City was incorporated on February 23, 1833 under the laws of the State of Ohio. The City operates under a Mayor-Council form of government as provided by its Charter adopted on November 2, 1965.

The City provides a full range of services. These services include: police and fire protection, the construction and maintenance of highways, streets and infrastructure, recreational activities, family and child health care, community planning, zoning and development, and water, sewer and sanitation services. In addition, the Elyria Municipal Court is included in the reporting entity. The Elyria City School District, the Elyria Memorial Hospital and the Elyria Public Library have not met the established criteria for inclusion in the reporting entity and, accordingly, are excluded from this report.

ECONOMIC CONDITION & OUTLOOK

The City is located on the Black River approximately ten miles south of Lake Erie.

The City developed as an industrial community in the early 1800's. As the seat of Lorain County, the City's economy continued to diversify throughout the early 1900's. Another large industrial expansion took place during the late 1940's and early 1950's. In recent years, the face of Elyria's economy has begun to change. Throughout the 1980's and 1990's, the largest employers in the City were manufacturing firms such as Invacare, General Motors and York International. Today, Invacare Corporation is the only one of these companies that still remains in Elyria. As a result, a shift of the largest employers in the City from manufacturing to service oriented employers has taken place. Lorain County Government is the largest employer in regards to income tax revenues received by the City, while EMH Regional Medical Center, Invacare Corporation, Elyria City School District and Lorain County Community College follow. Despite the change in top employers, Elyria's economy remains diversified with a stable income tax base. Income tax revenues in the General Fund increased slightly in 2008 after decreasing in 2007. In 2008, income tax collections received in the General Fund totaled \$18,578,473 (cash basis), an increase of 1.24% as compared to 2007 collections. Income tax receipts from net profits and withholdings from companies located in Elyria, as well as receipts from individual taxpayers all remained relatively flat in 2008.

MAJOR INITIATIVES

FOR THE YEAR:

The City addressed the following infrastructure problems in 2008.

The repair and reconstruction of Leona Street from Griswold Road to the cul-de-sac, Bell Avenue from Lorain Boulevard to the railroad tracks and Case Avenue were completed in 2008. All of these projects were funded with 89% State Issue II grant funds and 11% City funds. In addition, the repair and reconstruction of Bellfield Avenue was completed in 2008 with an 89%

State Issue II 10-year, 0% loan and 11% City funds. In addition, the repair and reconstruction of 49th Street was completed in 2008. Short-term general obligation bond anticipation notes were issued in 2008 to fund this project and will be repaid from special assessments received from benefiting property owners on 49th Street.

FOR THE FUTURE:

Infrastructure upgrade continues to be a priority of the City. For example:

The repair and reconstruction of Gulf Road from Whitman Boulevard to Hilltop Park and the West River Road culvert repair began in 2008. These projects have been approved for 89% State Issue II grant funding with the remaining 11% provided from City funds. In addition, the repair and reconstruction of Murray Ridge Road from the north corporation line to the south corporation line is scheduled to begin in 2009. This project has been approved for a 89% State Issue II 10-year, 0% loan with the remaining 11% provided from City funds.

The rehabilitation of State Route 57 from Chestnut Ridge Road to Lorain Boulevard began in 2008 and is scheduled to be completed in late 2009. The total estimated cost of this project is \$22.1 million. The City's share of this project is \$4.3 million, \$2.7 million of which is being funded with a 10-year Ohio Department of Transportation State Infrastructure Bank loan. The City has applied for federal stimulus monies to fund the remaining \$1.6 million of the City's share. \$15.7 million of the remaining cost of this project is being funded by grant monies from the Federal Highway Administration through the Northeast Ohio Area Wide Coordinating Agency (NOACA) with the remaining \$2.1 million funded by grant monies from the Ohio Department of Transportation. If stimulus monies are not approved for the City's additional share and no additional assistance is received from (NOACA), the City will have to issue general obligation long-term bonds.

GENERAL GOVERNMENTAL FUNCTIONS - The general governmental functions of the City consist of six functions / activities: public safety, health, culture and recreation, community environment, highways and streets, and general government.

The function of public safety consists of the operation of the City's police, fire, safety service, communications, prisoner support, and traffic lights departments. The function of health consists of the operation of the City's health and cemetery departments. The function of culture and recreation consists of the operation of the City's parks and recreation, swimming pools and ice rink departments. The function of community environment consists of the operation of the City's community planning and zoning, community development, housing costs enforcement, block grant administration and rehab operations and comprehensive housing improvement program departments. The function of general government consists primarily of the various administrative departments and municipal court departments.

ENTERPRISE OPERATIONS – The City's enterprise operations consist of four separate funds:

Water, Special Parks and Recreation, Sanitation, and Wastewater Pollution Control. Several of the City's major initiatives listed previously are directly related to these operations. The City's **Water Fund** continues to operate while keeping user rates at a minimum. The City is particularly proud of the fact that our system is able to provide plentiful amounts of water even in the worst conditions, such as the droughts experienced in the summers of recent years, and throughout the "blackout" of August 2003. Also, the City has recently completed construction of two new elevated water storage tanks, the addition of two new booster pumps and other improvements to the system to improve water pressure. This should keep the City's water operations at a level citizens will appreciate long into the future.

The City has completed a major upgrade of its wastewater treatment plant and construction of the Westside Interceptor sewer and the District II Relief sewer. With these improvements, the City's **Wastewater Pollution Control** operations should be at a level which is at least as equal to other cities of comparable size.

The City's **Sanitation Department** continues to provide its citizens with excellent trash collection services at the lowest possible price. In 2008, the City increased sanitation rates to keep up with increasing operating costs.

The City's fourth enterprise fund, **Special Parks and Recreation**, is fairly minor in nature and is used to account for the operations of concession stands and athletic programs in the City's parks and recreation facilities.

INTERNAL SERVICE OPERATIONS – The City has two internal service funds relating to risk management. Those funds are the **Employees' Health Insurance Fund** and **Workers' Compensation Fund**.

The **Employees' Health Insurance Fund** is used to account for the operations of the City's self-insured health plan for all full-time employees and their dependents. Other City funds are charged a premium amount per employee covered by the Employees' Health Insurance Fund. The Employees' Health Insurance Fund pays claims and administration costs. The City has specific stop-loss insurance coverage to insure against catastrophic claims.

The **Workers' Compensation Fund** is used to account for the City's participation in the State of Ohio workers' compensation fully insured plan. Under the plan, the City reimburses the State of Ohio for claims paid, administration fees, and premiums for insurance coverage on catastrophic claims. Other City funds are charged a premium amount based on the wages paid to covered employees.

FIDUCIARY OPERATIONS – The City has several agency funds under its jurisdiction. These funds are used to account for assets held by the City as an agent for individuals, private organizations, other governmental units, or other funds.

DEBT ADMINISTRATION – The City's most recent bond rating of A2 was obtained from Moody's Investors Service in 2001 and confirmed in July 2004, April 2005, September 2006, July 2007 and again in August 2008. This favorable bond rating has saved the City thousands of

dollars in debt service costs and also shows Moody's confidence in the City's operations and financial position.

The City had a number of debt issues outstanding at December 31, 2008. These issues include \$39,116,143 in general obligation bonds, \$10,880,000 in general obligation notes, \$4,057,031 in special assessment bonds, \$7,619,248 in Ohio Water Development Authority loans and \$481,251 in Ohio Public Works Commission interest free loans. Under the Uniform Bond Act of the Ohio Revised Code, the City has a legal limitation on unvoted general obligation debt based on 5.5% of the assessed valuation of real and personal property. At December 31, 2008, the City's net debt (as defined in the Ohio Revised Code) of \$49,420,035 was below the legal limit of \$52,530,201.

CASH MANAGEMENT – Monies temporarily idle during the year and invested are governed by the City Charter and the Ohio Revised Code. The City invests these funds in a common group of bank accounts and short-term investments such as certificates of deposit, money market accounts, federal agency securities, repurchase agreements and Star Ohio. The City Auditor's Office has implemented an excellent cash management program. While the City only uses safe, conservative investments, at the same time it takes full advantage of available investment opportunities. Interest earned on investments is allocated to the funds participating in the pool in accordance with the City Charter and Codified Ordinances. Following is a schedule of interest earned (on a cash basis) for the past ten years:

<u>Years</u>	<u>Amount</u>
1999	\$1,229,010
2000	1,690,000
2001	1,620,592
2002	680,710
2003	431,678
2004	356,060
2005	696,259
2006	1,259,434
2007	1,469,598
2008	687,783

Return on investments declined in 2008 due to lower interest rates offered in the marketplace. The overall rate of return on the City's investments for 2008 was approximately 2.75%. The City complied with the various provisions of the Ohio Revised Code and the City Charter and Codified Ordinances pertaining to types of investments held and institutions in which deposits were made. The City also complied with provisions of the Ohio Revised Code concerning security requirements. The Ohio Revised Code does not require security for its public deposits to be maintained in the City's name. Instead, the investment institutions may pledge a pool of government securities, the face value of which is at least 105% of the total value of public monies on deposit. The City monitors compliance with the various statutes mentioned above and will continue to do so in future years.

RISK MANAGEMENT – The City purchases insurance policies in varying amounts to insure City property against loss or misuse and provide coverage for general liability, vehicle liability, property damage, employee and public officials liability, and for errors and omissions. The City also pays unemployment claims to the State of Ohio as incurred.

The City’s risk management policies for health insurance and workers’ compensation have been discussed previously in the Internal Services Operations section.

PENSION AND POSTEMPLOYMENT BENEFITS PLANS – Full time, permanent employees of the City belong to one of two state operated pension plans (both are cost-sharing, defined benefit, multiple-employer plans). Elected officials and non-uniformed employees are members of the Ohio Public Employees Retirement System (“OPERS”). Police and fire personnel are members of the Ohio Police and Fire Pension Fund (“OP&F”). The plans provide pension benefits as well as postretirement health care coverage to qualifying employees. Contributions to the plans by both the City and participating employees are mandated by state statute. Because both plans operate pursuant to the Ohio Revised Code, the Ohio General Assembly could decide to amend the format of the plans and could revise contribution and benefit levels.

During the year ended December 31, 2008 the City contributed approximately \$5.1 million to the two plans.

INDEPENDENT AUDIT – State statutes require an annual audit. This year the City’s audit was performed by Auditor of State, Mary Taylor, CPA. In addition to meeting the requirements set forth in state statutes, the audit also was designed to meet the requirements of the Federal Single Audit Act of 1984, and subsequent amendments and the related OMB Circular A-133. The independent accountants’ report on the basic financial statements is included in the financial section of this report and is unqualified.

AWARDS

The GFOA awarded a **CERTIFICATE OF ACHIEVEMENT FOR EXCELLENCE IN FINANCIAL REPORTING** to the City of Elyria for its comprehensive annual financial report for the fiscal year ended December 31, 2007. The Certificate of Achievement is a prestigious national award recognizing conformance with the highest standards for the preparation of state and local government financial reports.

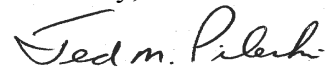
In order to be awarded a Certificate of Achievement, a government unit must publish an easily readable and efficiently organized comprehensive annual financial report, whose contents conform to program standards. The CAFR must satisfy both accounting principles generally accepted in the United States of America and applicable legal requirements. A Certificate of Achievement is valid for a period of one year only. The City of Elyria has received a Certificate of Achievement for the last **TWENTY-TWO CONSECUTIVE YEARS** (fiscal years ended 1986-2007). We believe our current report continues to conform to the Certificate of Achievement Program requirements, and we are submitting it to the GFOA.

ACKNOWLEDGMENTS

A special thank you to Chief Deputy Auditor John T. Farrell who assisted me in preparing this report. I would also like to thank my entire staff whose dedicated service made this report possible.

In closing, I would also like to thank the Mayor and members of Elyria City Council, for without your continued support, the preparation of this report to help ensure the continued financial integrity of the City, would not have been possible.

Sincerely,

A handwritten signature in cursive script that reads "Ted M. Pileski".

Ted M. Pileski, CPA
Elyria City Auditor

Certificate of Achievement for Excellence in Financial Reporting

Presented to

City of Elyria
Ohio

For its Comprehensive Annual
Financial Report
for the Fiscal Year Ended
December 31, 2007

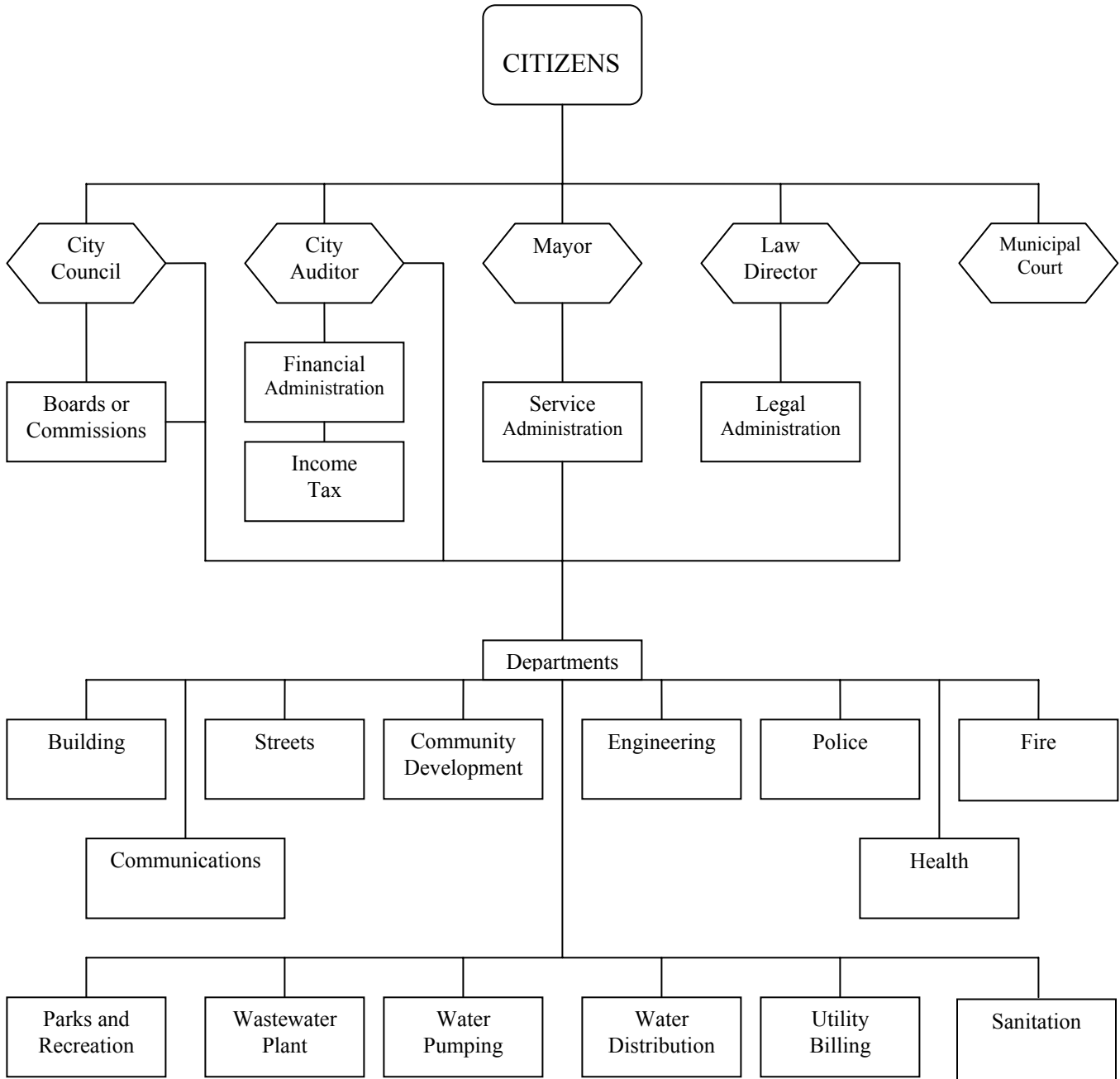
A Certificate of Achievement for Excellence in Financial Reporting is presented by the Government Finance Officers Association of the United States and Canada to government units and public employee retirement systems whose comprehensive annual financial reports (CAFRs) achieve the highest standards in government accounting and financial reporting.



President

Executive Director

City of Elyria, Ohio Organizational Chart



City of Elyria, Ohio
List of Elected and Appointed Officials
December 31, 2008

Elected Officials

Mayor
Auditor
Law Director
Judge
Judge
Court Clerk
Council Member – Ward 1
Council Member – Ward 2
Council Member – Ward 3
Council Member – Ward 4
Council Member – Ward 5
Council Member – Ward 6
Council Member – Ward 7
Council Member – At large
Council Member – At large
Council Member – At large
Council Member – At large

William M. Grace
Ted M. Pileski
Terry S. Shilling
Lisa A. Locke-Graves
John R. Musson
Eric J. Rothgery
Larry W. Tanner
Forrest L. Bullock
Garry L. Gibbs
Mark F. Craig
Kevin A. Krischer
Donna Mitchell
E. Kenneth Burkhard
Kevin A. Brubaker
Thomas G. Callahan
Michael J. Lotko III
Victor F. Stewart III

Appointed Officials

Administrative Assistant
Safety Service Director
Administrative Assistant
Assistant Safety Service Director
Assistant Safety Service Director
Assistant Safety Service Director
EEO-MBE Coordinator
Administrative Legal Council to the Mayor
Chief Deputy Auditor
Assistant Law Director
Prosecutor
Assistant Prosecutor
Assistant Prosecutor
Assistant Prosecutor
Assistant Prosecutor
Assistant Prosecutor
Council Clerk
Assistant Council Clerk

Rebecca M. Stewart
Chris Eichenlaub
Martha Syrowski
James Hutchison
William D. Ogle
Gerald L. Klein
LaTaunya V. Conley
Thomas J. Smith
John T. Farrell
Michael E. Szekely
Jay B. Grunda
Cynthia M. Adams
Michelle D. Nedwick
Quentin J. Nolan
Linda M. Powers
Honey Rothschild
Arthur J. Weber
Nell A. Fike

Department Heads

Building Department
Communications Superintendent
Community Development Director
City Planning Director
Engineer
Fire Chief
Health Commissioner
Income Tax Administrator
Medical Director
Parks and Recreation Director
Police Chief
Street Superintendent
Utilities Superintendant
Wastewater Plant Superintendent
Water Distribution Superintendent
Water Pumping Plant Superintendent

Phillip Lahetta
Larry A. Showalter
Carol A. Naworocki
Angela J. Byington
Mukund R. Moghe
John F. Zielinski
Kathryn C. Boylan
Ted M. Pileski
Dr. Douglas M. McDonald
Frank J. Gustoff
Michael Medders
Gary M. Dickerson
Sherman C. Jones
Terry Korzan
Harold Connerth
Samuel F. Jacob

FINANCIAL SECTION



Break Time in Cascade Park



Mary Taylor, CPA

Auditor of State

INDEPENDENT ACCOUNTANTS' REPORT

City of Elyria
Lorain County
131 Court Street
Elyria, Ohio 44035

To the Members of Council:

We have audited the accompanying financial statements of the governmental activities, the business-type activities, each major fund, and the aggregate remaining fund information of the City of Elyria, Lorain County, Ohio, (the City) as of and for the year ended December 31, 2008, which collectively comprise the City's basic financial statements as listed in the table of contents. These financial statements are the responsibility of the City's management. Our responsibility is to express opinions on these financial statements based on our audit.

We conducted our audit in accordance with auditing standards generally accepted in the United States of America and the standards applicable to financial audits contained in the Comptroller General of the United States' *Government Auditing Standards*. Those standards require that we plan and perform the audit to reasonably assure whether the financial statements are free of material misstatement. An audit includes examining, on a test basis, evidence supporting the amounts and disclosures in the financial statements. An audit also includes assessing the accounting principles used and significant estimates made by management, as well as evaluating the overall financial statement presentation. We believe our audit provides a reasonable basis for our opinions.

In our opinion, the financial statements referred to above present fairly, in all material respects, the respective financial position of the governmental activities, the business-type activities, each major fund, and the aggregate remaining fund information of the City of Elyria, Lorain County, Ohio, as of December 31, 2008, and the respective changes in financial position and where applicable, cash flows, thereof and the budgetary comparison for the General Fund for the year then ended in conformity with accounting principles generally accepted in the United States of America.

In accordance with *Government Auditing Standards*, we have also issued our report dated June 24, 2009, on our consideration of the City's internal control over financial reporting and our tests of its compliance with certain provisions of laws, regulations, contracts and grant agreements and other matters. While we did not opine on the internal control over financial reporting or on compliance, that report describes the scope of our testing of internal control over financial reporting and compliance and the results of that testing. That report is an integral part of an audit performed in accordance with *Government Auditing Standards*. You should read it in conjunction with this report in assessing the results of our audit.

Management's Discussion and Analysis is not a required part of the basic financial statements but is supplementary information accounting principles generally accepted in the United States of America requires. We have applied certain limited procedures, consisting principally of inquiries of management regarding the methods of measuring and presenting the required supplementary information. However, we did not audit the information and express no opinion on it.

We conducted our audit to opine on the financial statements that collectively comprise the City's basic financial statements. The introductory section, combining and individual nonmajor fund statements and schedules and statistical tables provides additional information and are not a required part of the basic financial statements. We subjected the combining and individual nonmajor fund statements and schedules to the auditing procedures applied in the audit of the basic financial statements. In our opinion, this information is fairly stated in all material respects in relation to the basic financial statements taken as a whole. We did not subject the introductory section and statistical tables to the auditing procedures applied in the audit of the basic financial statements and, accordingly, we express no opinion on them.

A handwritten signature in cursive script that reads "Mary Taylor".

Mary Taylor, CPA
Auditor of State

June 24, 2009

CITY OF ELYRIA, OHIO
Management's Discussion and Analysis
For the Year Ended December 31, 2008
Unaudited

As management of the City of Elyria, we offer readers of the City of Elyria's financial statements this narrative overview and analysis of the financial activities of the City of Elyria for the fiscal year ended December 31, 2008. We encourage readers to consider the information presented here in conjunction with additional information that we have furnished in our letter of transmittal, which can be found on pages 1 - 7 of this report.

Financial Highlights

- The assets of the City of Elyria exceeded its liabilities at the close of the most recent fiscal year by \$95,847,886 (*net assets*). Of this amount, \$79,483,760 or 83% represents investments in capital assets, net of related debt. Net assets of the City of Elyria increased \$5,867,505 in 2008.
- The General Fund balance dropped significantly decreasing \$3,338,442. This decrease can be attributed to several factors. On the revenue side, intergovernmental revenues, licenses and permits, investment income and fines and forfeitures decreased by \$299,527 or 7%, \$150,454 or 22%, \$212,623 or 63% and \$135,404 or 22%, respectively. On the expenditure side, public safety expenditures increased \$1,474,677 or 9%, culture and recreation expenditures increased by \$126,858 or 6%, community environment expenditures increased \$228,204 or 29% and capital outlay expenditures increased \$458,683 or 187%. The decreases in revenue can be attributed to a downturn in the economy during the second half of 2008. The increase in public safety expenditures is primarily due to retroactive wages paid to police and fire personnel as their union contracts with the City which expired in 2006 were settled in 2008. The dramatic increase in community environment expenditures was due to the payment of unused sick and vacation time to three long-time employees of the community development department that retired in 2008. The increase in capital outlay expenditures was primarily due to the down payment of \$500,000 made on the acquisition of a new aerial fire truck.
- The City of Elyria's short-term debt increased by only \$30,000 as the City issued one-year general obligation bond anticipation notes in the amount of \$230,000 for improvements to 49th Street, \$1.3 million for water system improvements, \$2.4 million for wastewater system improvements and \$1.05 million for the purchase of a new aerial fire truck. The City also retired \$10.85 million in one-year general obligation bond anticipation notes with long-term debt proceeds grant monies and existing monies including \$710,000 for the State Route 57 Rehabilitation project, \$3,430,000 for the Chestnut Commons project and \$110,000 for sanitation trucks. The City also re-issued one-year general obligation bond anticipation notes for \$450,000 for the acquisition of fire pumper trucks, \$3.6 million for the Energy Conservation project, \$1.25 million for water system improvements and \$600,000 for wastewater system improvements resulting in the net increase of \$30,000.
- The City's long-term debt decreased by \$557,156 as the City retired principal on existing long-term bonds and construction loans by \$3,994,828 and long-term

compensated absences and capital lease obligations decreased by \$109,874 and \$32,504, respectively. The City issued \$3,466,777 in long-term general obligation special assessment bonds for the Chestnut Commons project and received a State Issue II loan for \$113,273 for the repair and resurfacing of Bellfield Avenue resulting in the net decrease of \$557,156.

Overview of the Financial Statements

This discussion and analysis is intended to serve as an introduction to the City of Elyria's basic financial statements. The City of Elyria's basic financial statements are comprised of three components: 1) government-wide financial statements, 2) fund financial statements, and 3) notes to the financial statements. This report also contains other supplementary information in addition to the basic financial statements themselves.

Government-Wide Financial Statements. The *government-wide statements* are designed to provide readers with a broad overview of the City of Elyria's finances, in a manner similar to a private-sector business.

The *statement of net assets* presents information on all of the City of Elyria's assets and liabilities, with the difference between the two reported as *net assets*. Over time, increases or decreases in net assets may serve as a useful indicator of whether the financial position of the City of Elyria is improving or deteriorating.

The *statement of activities* presents information showing how the government's net assets changed during the most recent fiscal year. All changes in net assets are reported as soon as the underlying event giving rise to the change occurs, *regardless of the timing of related cash flows*. Thus, revenues and expenses are reported in this statement for some items that will only result in cash flows in future fiscal periods (e.g., uncollected taxes and earned but unused vacation leave).

Both of the government-wide financial statements distinguish functions of the City of Elyria that are principally supported by taxes and intergovernmental revenues (*governmental activities*) from other functions that are intended to recover all or a significant portion of their costs through user fees and charges (*business-type activities*). The governmental activities of the City of Elyria include public safety, health, culture and recreation, community environment, highways and streets, and general government. The business-type activities of the City of Elyria include water, special parks & recreation, sanitation, and wastewater pollution control operations.

The government-wide financial statements can be found on pages 27-28 of this report.

Fund financial statements. A *fund* is a grouping of related accounts that is used to maintain control over resources that have been segregated for specific activities or objectives. The City of Elyria, like other state and local governments, uses fund accounting to ensure and demonstrate compliance with finance-related legal requirements. All of the funds of the City of Elyria can be divided into three categories: governmental funds, proprietary funds, and fiduciary funds.

CITY OF ELYRIA, OHIO
Management's Discussion and Analysis
For the Year Ended December 31, 2008
Unaudited

Governmental funds. *Governmental funds* are used to account for essentially the same functions reported as *governmental activities* in the government-wide financial statements. However, unlike the government-wide financial statements, governmental fund financial statements focus on *near-term inflows and outflows of spendable resources*, as well as on *balances of spendable resources* available at the end of the fiscal year. Such information may be useful in evaluating a government's near-term financing requirements.

Because the focus of governmental funds is narrower than that of the government-wide financial statements, it is useful to compare the information presented for *governmental funds* with similar information presented for *governmental activities* in the government-wide financial statements. By doing so, readers may better understand the long-term impact of the government's near-term financing decisions. Both the governmental fund balance sheet and the governmental fund statement of revenues, expenditures, and changes in fund balances provide a reconciliation to facilitate this comparison between *governmental funds* and *governmental activities*.

The City of Elyria maintains forty-seven (47) individual governmental funds. Information is presented separately in the governmental fund balance sheet and in the governmental fund statement of revenues, expenditures, and changes in fund balances for the General Fund, the Energy Conservation Fund and the State Route 57 Rehabilitation Fund, all of which are considered to be major funds under generally accepted accounting principles. Data from the other forty-four (44) governmental funds are combined into a single, aggregated presentation. Individual fund data for each of these nonmajor governmental funds is provided in the form of *combining statements* elsewhere in this report.

The City of Elyria adopts an annual appropriated budget for all governmental funds. A budgetary comparison statement has been provided for the General Fund in the basic financial statements to demonstrate compliance with its budget. Budgetary comparison schedules for other funds are provided elsewhere in this report.

The basic governmental fund financial statements can be found on pages 29-37 of this report.

Proprietary funds. The City of Elyria maintains two different types of proprietary funds. *Enterprise funds* are used to report the same functions presented as *business-type activities* in the government-wide financial statements. The City of Elyria uses enterprise funds to account for its Water, Sanitation, and Wastewater utilities, and for its Special Parks & Recreation programs. *Internal service funds* are an accounting device used to accumulate and allocate costs internally among the City of Elyria's various functions. The City of Elyria uses internal service funds to account for its worker's compensation and employee health insurance expenditures. Because both of these services predominantly benefit governmental rather than business-type functions, they have been included within *governmental activities* in the government-wide financial statements.

CITY OF ELYRIA, OHIO
Management's Discussion and Analysis
For the Year Ended December 31, 2008
Unaudited

Proprietary funds provide the same type of information as the government-wide financial statements, only in more detail. The proprietary fund financial statements provide separate information for the Water, Special Parks and Recreation, Sanitation, and Wastewater Pollution Control operations, all of which are considered to be major funds of the City of Elyria. Conversely, our Employee Health Insurance and Worker's Compensation internal service funds are combined into a single, aggregated presentation in the proprietary fund financial statements. Individual fund data for the internal service funds is provided in the form of *combining statements* on pages 147-149 of this report.

The basic proprietary fund financial statements can be found on pages 38-41 of this report.

Fiduciary funds. Fiduciary funds are used to account for resources held for the benefit of parties outside the government. The fiduciary fund category is split into four classifications: pension trust funds, investment trust funds, private purpose trust funds and agency funds. Of these classifications, the City utilizes only agency funds. Agency funds are custodial in nature (assets equal liabilities) and do not involve measurement of results of operations. Fiduciary funds are *not* reflected in the government-wide financial statement because the resources of those funds are *not* available to support the City of Elyria's own programs.

The basic fiduciary fund financial statement can be found on page 42 of this report.

Notes to the financial statements. The notes provide additional information that is essential to a full understanding of the data provided in the government-wide and fund financial statements. The notes to the financial statements can be found on pages 43-76 of this report.

Government-Wide Financial Analysis

As noted earlier, net assets may serve over time as a useful indicator of a government's financial position. In the case of the City of Elyria, assets exceeded liabilities by \$95,847,886 at the close of the most recent fiscal year.

By far, the largest portion of the City of Elyria's net assets (83 percent) reflects its investment in capital assets (e.g., land, buildings, machinery and equipment, and infrastructure) to provide services to citizens, less any related debt used to acquire those assets; consequently, these assets are *not* available for future spending. Although the City of Elyria's investment in its capital assets is reported net of related debt, it should be noted that the resources needed to repay this debt must be provided from other sources, since the capital assets themselves cannot be used to liquidate these liabilities. A condensed statement of net assets follows in Table 1.

CITY OF ELYRIA, OHIO
Management's Discussion and Analysis
For the Year Ended December 31, 2008
Unaudited

Table 1
CITY OF ELYRIA'S
Condensed Statement of Net Assets

	Governmental activities		Business-type activities		Total	
	2008	2007	2008	2007	2008	2007
Current and other assets	\$ 28,841,525	\$ 32,546,591	\$ 8,872,603	\$ 8,430,343	\$ 37,714,128	\$ 40,976,934
Capital assets	85,460,336	74,731,868	52,449,955	54,166,931	137,910,291	128,898,799
Total assets	<u>114,301,861</u>	<u>107,278,459</u>	<u>61,322,558</u>	<u>62,597,274</u>	<u>175,624,419</u>	<u>169,875,733</u>
Current liabilities	14,227,210	17,655,910	7,399,779	3,532,740	21,626,989	21,188,650
Non-Current liabilities outstanding	37,188,405	35,253,933	20,961,139	23,452,769	58,149,544	58,706,702
Total liabilities	<u>51,415,615</u>	<u>52,909,843</u>	<u>28,360,918</u>	<u>26,985,509</u>	<u>79,776,533</u>	<u>79,895,352</u>
Net assets:						
Invested in capital assets, net of related debt	49,298,032	38,008,622	30,185,728	31,253,834	79,483,760	69,262,456
Restricted	10,512,172	8,427,220			10,512,172	8,427,220
Unrestricted	3,076,042	7,932,774	2,775,912	4,357,931	5,851,954	12,290,705
Total net assets	<u>\$ 62,886,246</u>	<u>\$ 54,368,616</u>	<u>\$ 32,961,640</u>	<u>\$ 35,611,765</u>	<u>\$ 95,847,886</u>	<u>\$ 89,980,381</u>

An additional portion of the City of Elyria's net assets at December 31, 2008 (11 percent) represents resources that are subject to external restrictions on how they may be used. The remaining net assets of \$5,851,954 at December 31, 2008 are unrestricted and may be used to meet the government's ongoing obligations to citizens and creditors.

Table 2 on Page 18 indicates the changes in net assets for the years ended December 31, 2008 and 2007.

Governmental activities. In 2008, the net assets for the governmental activities of the City increased by \$8,517,630. This large increase in net assets is primarily due to the State Route 57 Rehabilitation project and the related grant monies received for this project. Tax revenue accounts for \$29,667,942 of the \$54,675,439 total revenue for governmental activities, or 54%. The major recipients of intergovernmental revenue from state and federal sources (i.e. grants, contributions, gasoline and motor vehicle taxes) were the State Route 57 Rehabilitation Fund, receiving \$13,187,927, the General Fund, receiving \$3,854,782, the Street Construction Maintenance and Repair fund receiving \$1,913,645, the Block Grant fund receiving \$631,141, and the Health Grant Fund receiving \$440,390.

The City's direct charges to users of governmental services made up \$4,683,014 or 9% of total governmental revenue. These charges are for jail rental fees charged to other governmental entities, fees related to health department activities, fees related to parks and recreation activities, fines and forfeitures related to Elyria Municipal Court activities and various licenses and permits.

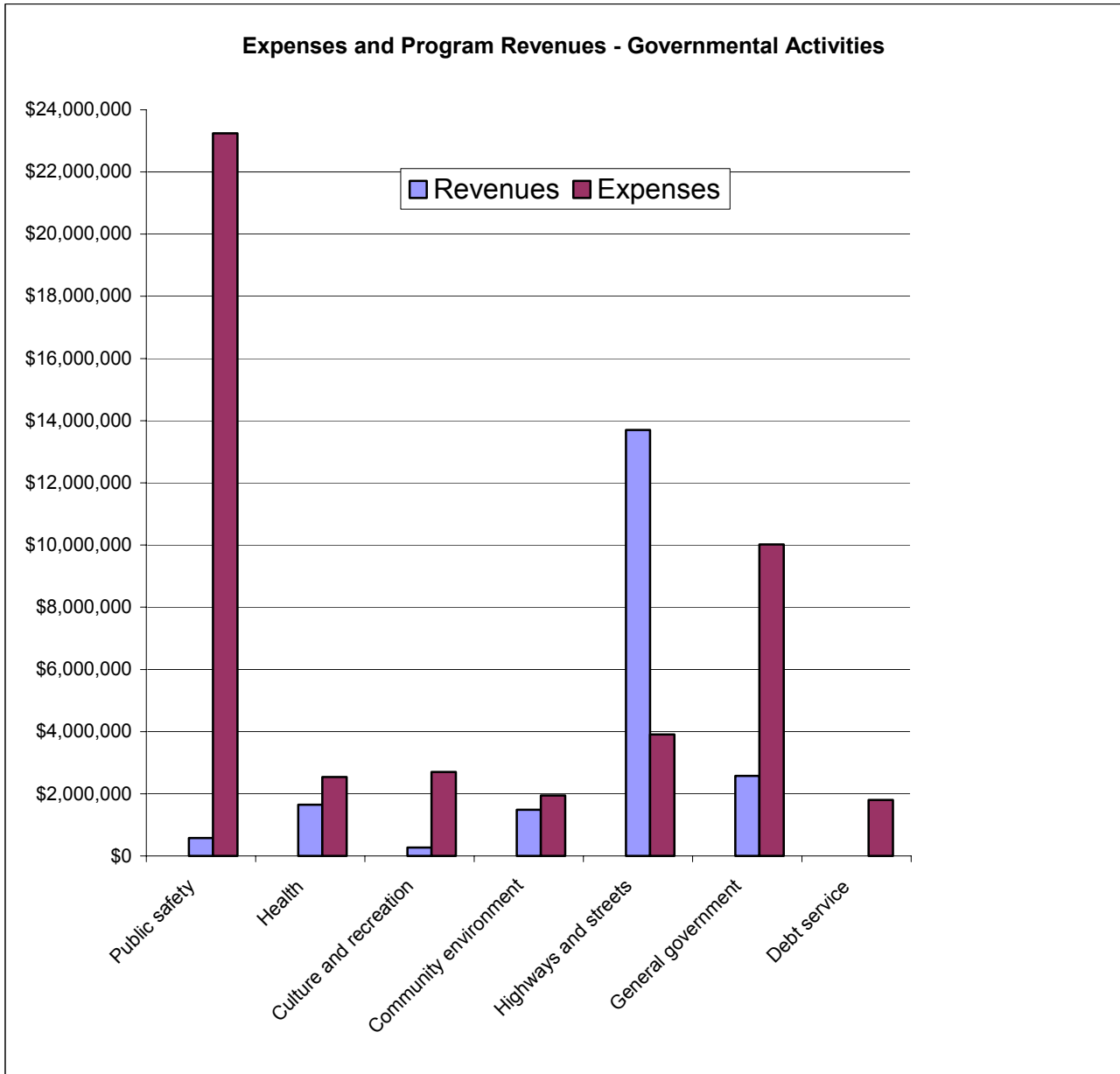
Public safety which includes police and fire protection, safety service, communications and the jail operations accounts for \$23,241,071 of the \$46,157,809 total expenses for governmental activities in 2008, or 50%. The next largest program is general government, which equals \$10,021,557 or 22% of total governmental expenses.

CITY OF ELYRIA, OHIO
Management's Discussion and Analysis
For the Year Ended December 31, 2008
Unaudited

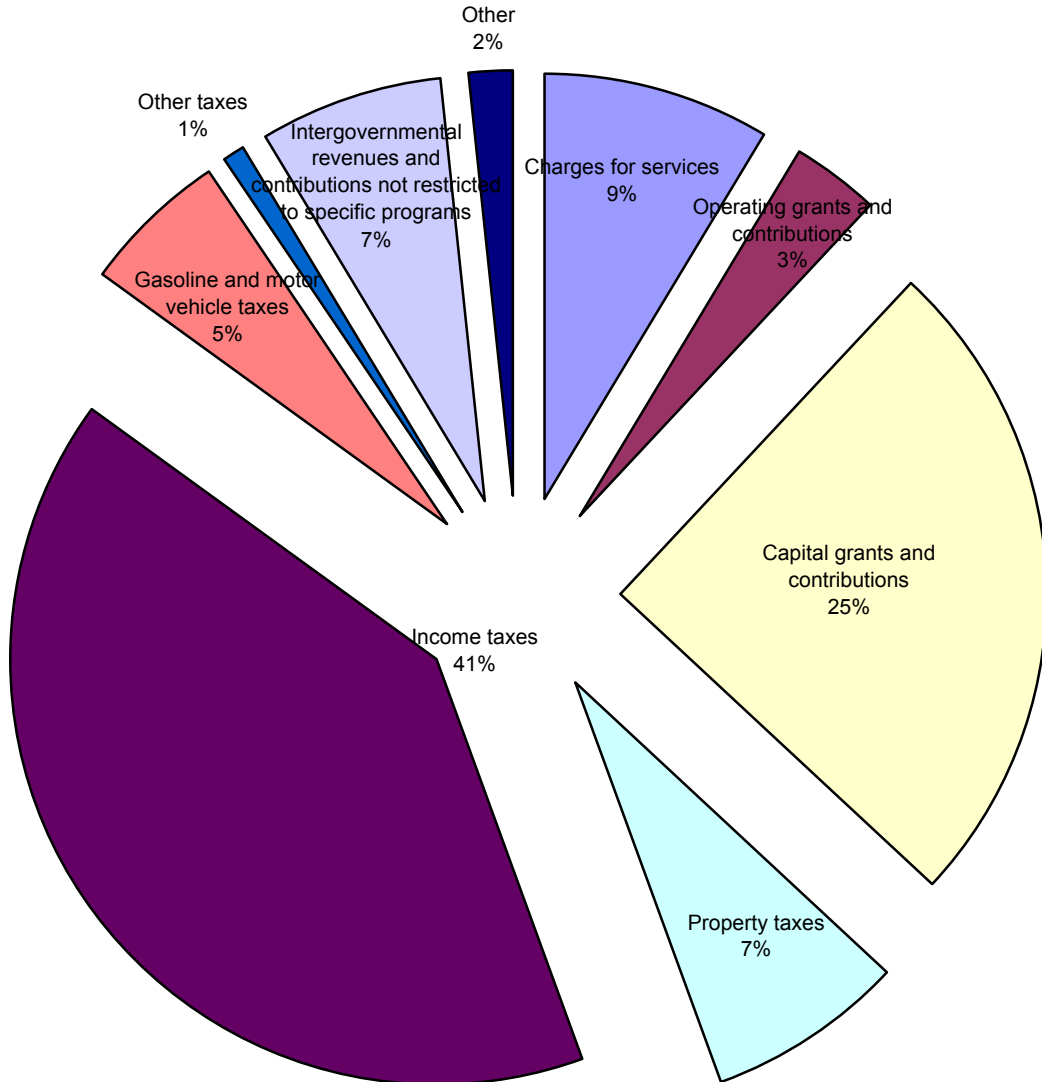
Table 2
CITY OF ELYRIA'S Changes in Net Assets

	Governmental activities		Business-type activities		Total	
	2008	2007	2008	2007	2008	2007
Revenues:						
Program revenues:						
Charges for services	\$ 4,683,014	\$ 5,031,941	\$ 19,157,082	\$ 19,264,957	\$ 23,840,096	\$ 24,296,898
Operating grants and contributions	1,858,407	2,242,188	128,260	124,112	1,986,667	2,366,300
Capital grants and contributions	13,710,298	769,089	129,874	182,504	13,840,172	951,593
General revenues:						
Property taxes	3,993,165	4,194,264			3,993,165	4,194,264
Income taxes	22,268,109	21,187,484			22,268,109	21,187,484
Gasoline and motor vehicle taxes	2,931,491	2,936,903			2,931,491	2,936,903
Other taxes	475,177	508,796			475,177	508,796
Grants and contributions not restricted to specific programs	3,891,611	3,992,282			3,891,611	3,992,282
Other	864,167	2,316,588	234,828	430,077	1,098,995	2,746,665
Total revenues	<u>54,675,439</u>	<u>43,179,535</u>	<u>19,650,044</u>	<u>20,001,650</u>	<u>74,325,483</u>	<u>63,181,185</u>
Expenses:						
Public safety	23,241,071	20,746,034			23,241,071	20,746,034
Health	2,540,306	2,452,163			2,540,306	2,452,163
Culture and recreation	2,704,509	2,500,151			2,704,509	2,500,151
Community environment	1,940,846	1,704,949			1,940,846	1,704,949
Highways and streets	3,910,616	3,551,406			3,910,616	3,551,406
General government	10,021,557	8,043,382			10,021,557	8,043,382
Debt service	1,798,904	1,755,470			1,798,904	1,755,470
Water			7,448,276	6,926,055	7,448,276	6,926,055
Special Parks & Recreation			326,255	337,082	326,255	337,082
Sanitation			3,339,232	3,316,235	3,339,232	3,316,235
Wastewater			11,186,406	11,046,445	11,186,406	11,046,445
Total expenses	<u>46,157,809</u>	<u>40,753,555</u>	<u>22,300,169</u>	<u>21,625,817</u>	<u>68,457,978</u>	<u>62,379,372</u>
Increase (decrease) in net assets	8,517,630	2,425,980	(2,650,125)	(1,624,167)	5,867,505	801,813
Net assets - beginning	<u>54,368,616</u>	<u>51,942,636</u>	<u>35,611,765</u>	<u>37,235,932</u>	<u>89,980,381</u>	<u>89,178,568</u>
Net assets - ending	<u>\$ 62,886,246</u>	<u>\$ 54,368,616</u>	<u>\$ 32,961,640</u>	<u>\$ 35,611,765</u>	<u>\$ 95,847,886</u>	<u>\$ 89,980,381</u>

CITY OF ELYRIA, OHIO
Management's Discussion and Analysis
 For the Year Ended December 31, 2008
 Unaudited

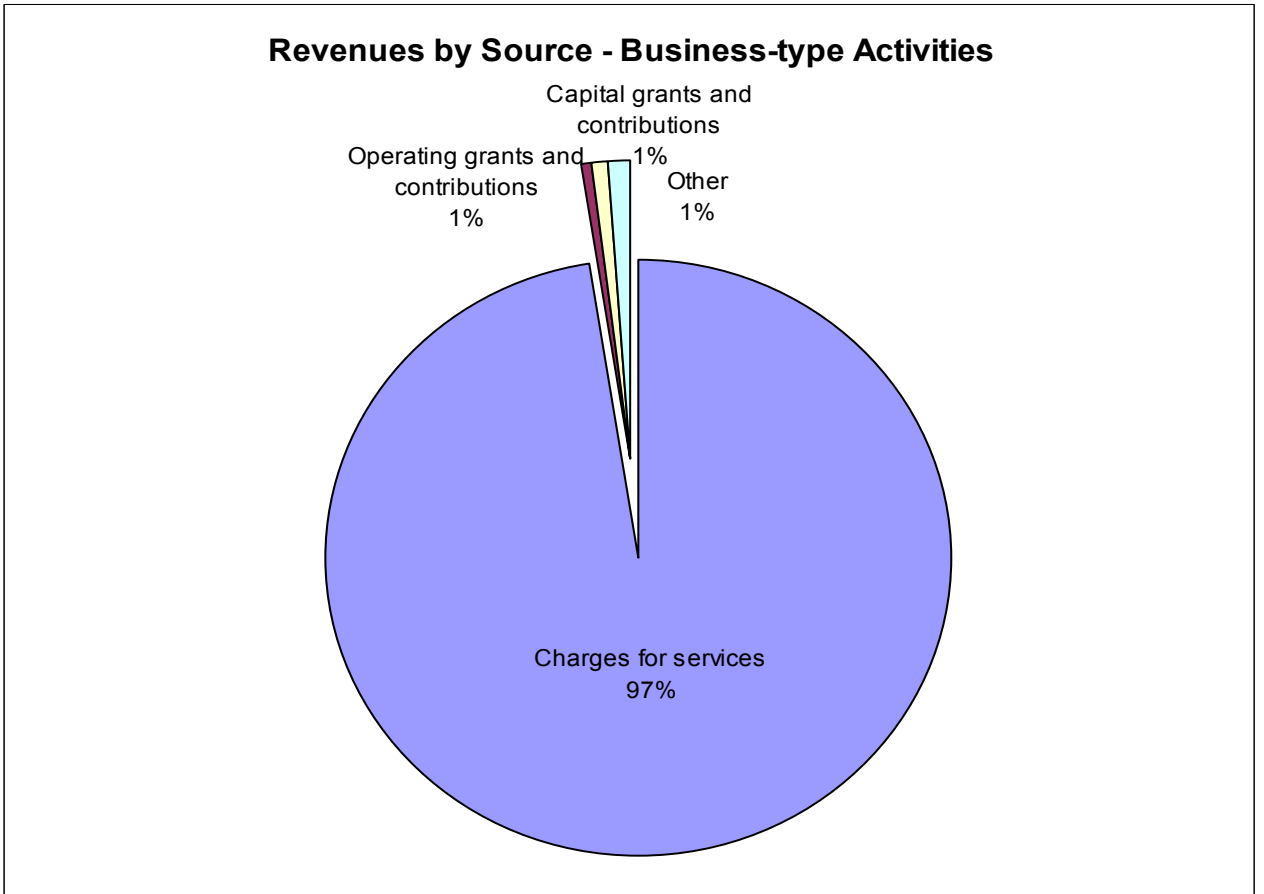
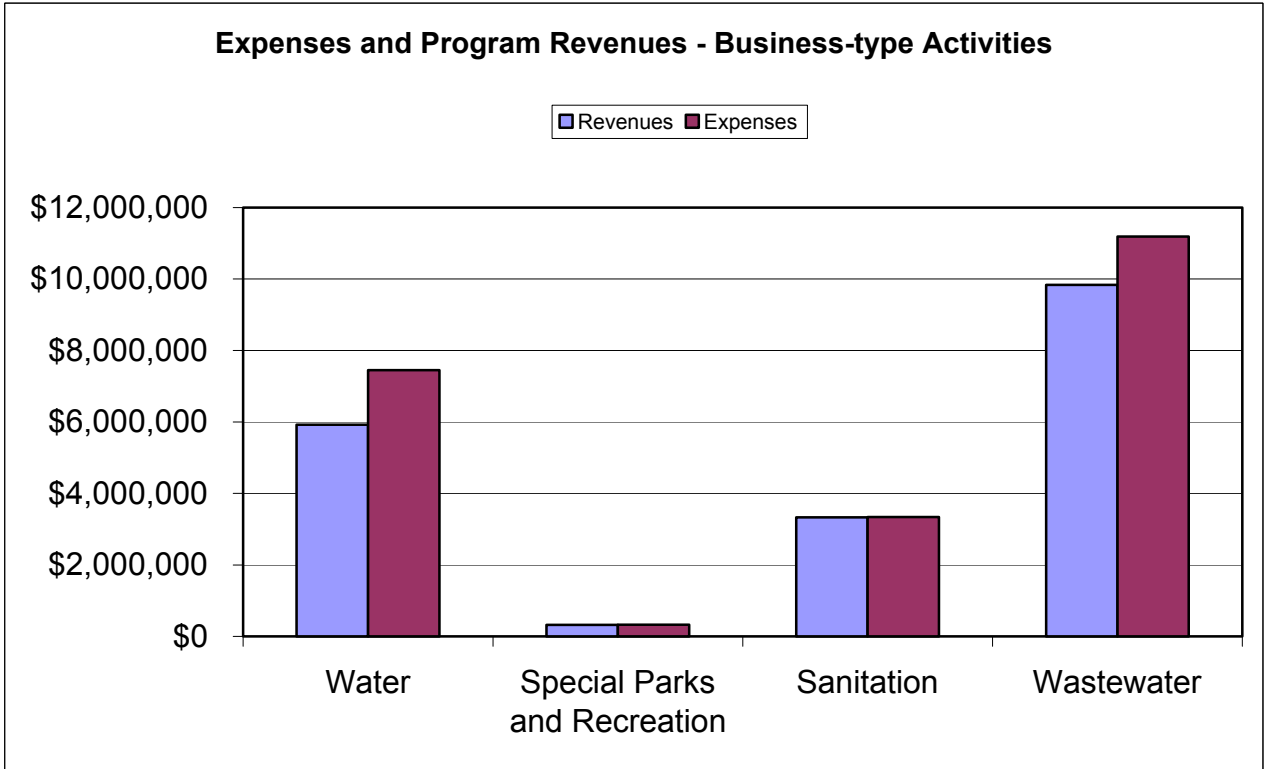


Revenues by Source - Governmental Activities



Business-type activities. The net assets for the business-type activities of the City decreased by \$2,650,125, mainly because the user fees charged for these business-type activities have not been sufficient to meet the increasing expenses of these activities. Elyria City Council has enacted a series of rate increases to correct this difference. The fifth in a series of five rate increases went into effect January 1, 2008 which apparently was not sufficient to reverse this trend however, Elyria City Council on January 5, 2009, approved annual increases for water and sewer rates beginning in 2009 through 2028. Water rates, measured against a 2008 baseline, will increase approximately 120% by 2013, 187% by 2018, 249% by 2023 and 325% by 2028. Sewer rates, measured against a 2008 baseline, will increase approximately 26% by 2013, 55% by 2018, 91% by 2023 and 136% by 2028. Elyria City Council on January 5, 2009, also approved annual increases for sanitation rates beginning in 2009 through 2013. Sanitation rates measured against a 2008 baseline will increase approximately 37% by 2013. The major revenue source of the business-type activities was charges for services of \$19,157,082.

CITY OF ELYRIA, OHIO
Management's Discussion and Analysis
 For the Year Ended December 31, 2008
 Unaudited



Financial Analysis of the City's Funds

As noted earlier, the City uses fund accounting to demonstrate and ensure compliance with finance related legal requirements.

Governmental Funds. The focus of the City's governmental funds is to provide information on near-term outflows, inflows and balances of expendable resources. Such information is useful in assessing the City's financing requirements. In particular, an unreserved fund balance may serve as a useful measure of the City's net resources available for spending at the end of the fiscal year.

As of the end of the current fiscal year, the City's governmental funds reported combined ending fund balances of \$9,216,766, a decrease of \$490,530 in comparison with the prior year. Approximately 77% of this total amount is reserved to indicate that it is not readily available for new spending since it has already been committed to 1) liquidate contracts and purchase orders of \$1,546,093, 2) pay for rehabilitation loans totaling \$4,475,028 under the Block Grant and C.H.I.P. Grant programs, 3) to pay debt service of \$596,372 and 4) paying for qualified expenditures under an endowment totaling \$460,852. The unreserved fund balance of (\$4,400,068) includes a negative balance of (\$10,027,676) due to the one year general obligation bond anticipation notes that were issued for various capital projects and reported as a liability in the individual capital project funds because the capital projects do not represent current financial resources, they are not reported in the governmental funds financial statements and a reservation of fund balance for encumbrances in the State Route 57 Rehabilitation Fund that will be paid from grant and loan proceeds to be received in the future. The negative fund balances will be eliminated in the capital project funds upon the issuance of long-term general obligation bonds, the proceeds of which will retire the short-term notes.

The General Fund is the chief operating fund of the City. At the end of the current fiscal year, the General Fund unreserved fund balance was \$1,061,601 while the total fund balance was \$2,041,431. As a measure of the General Fund's liquidity, it may be useful to compare both the unreserved fund balance and the total fund balance to total fund expenditures. Unreserved fund balance represents 3% of total General Fund expenditures, while total fund balance represents 7% of that same amount.

The General Fund balance decreased from \$5,379,873 at December 31, 2007 to \$2,041,431 at December 31, 2008. The following schedule presents a summary of General Fund revenues for the fiscal year ended December 31, 2008 and a comparison to prior year's revenues.

CITY OF ELYRIA, OHIO
Management's Discussion and Analysis
For the Year Ended December 31, 2008
Unaudited

<u>Revenues</u>	<u>Amount</u>	<u>Percent Of Total</u>	<u>Increase (Decrease) From 2007</u>	<u>Percent of Increase (Decrease)</u>
Taxes	\$ 20,585,258	74.19%	\$ (2,119)	(.01)%
Intergovernmental revenues	3,854,782	13.89%	(299,527)	(7.21)%
Charges for services	2,080,803	7.50%	(2,452)	(.12)%
Licenses and permits	520,080	1.87%	(150,454)	(22.44)%
Investment income	127,081	0.46%	(212,623)	(62.59)%
Special assessments	20,213	.07%	6,160	43.83%
Fines and forfeitures	475,273	1.71%	(135,404)	(22.17)%
Miscellaneous revenues	<u>83,182</u>	<u>.31%</u>	<u>(39,529)</u>	<u>(32.21)%</u>
Totals	<u>\$ 27,746,672</u>	<u>100.00%</u>	<u>\$ (835,948)</u>	<u>(2.92)%</u>

The decrease in intergovernmental revenues is due to the State of Ohio lifting the freeze on local government funding resulting in a drop in local government revenues received in 2008. The decrease in licenses and permits is primarily due to a drop in new home construction in 2008 resulting in a decrease in building permit revenues received in 2008. The decrease in investment income was due to lower interest rates offered in the marketplace and fewer dollars to invest. The decrease in fines and forfeitures was due to more offenders working off fines in lieu of cash payments.

The following schedule presents a summary of General Fund expenditures for the fiscal year ended December 31, 2008 and a comparison to prior year expenditures.

<u>Expenditures</u>	<u>Amount</u>	<u>Percent Of Total</u>	<u>Increase (Decrease) From 2007</u>	<u>Percent of Increase (Decrease)</u>
Current:				
Public safety	\$ 17,860,651	57.61%	\$ 1,474,677	9.00%
Health	1,842,858	5.94%	82,429	4.68%
Culture and recreation	2,310,920	7.46%	126,858	5.81%
Community environment	1,026,902	3.31%	228,204	28.57%
General government	7,257,698	23.41%	128,298	1.80%
Capital outlay	<u>703,862</u>	<u>2.27%</u>	<u>458,683</u>	<u>187.08%</u>
Total	<u>\$ 31,002,891</u>	<u>100.00%</u>	<u>\$ 2,499,149</u>	<u>8.77%</u>

The increase in public safety is due to an increase in wage rates in the fire department along with the related increase in pension payments and retroactive pay dating back to July 2006 that was paid to fire personnel in 2008 when union contract negotiations were completed. The increase in health and culture and recreation was primarily due to an increase in wages and related benefits. The increase in community environment was due to the payment of unused sick and vacation time paid to three long-time employees of the community development department who all retired in 2008. The increase in capital outlay was due to the down payment made on a new aerial fire truck when ordered in 2008.

CITY OF ELYRIA, OHIO
Management's Discussion and Analysis
 For the Year Ended December 31, 2008
 Unaudited

The other major governmental funds of the City are the Energy Conservation Fund and the State Route 57 Rehabilitation Fund.

The fund balance for the Energy Conservation Fund increased by \$19,263 and the fund balance for the State Route 57 Rehabilitation Fund increased \$865,035. The increase in the State Route 57 Rehabilitation Fund was due to the receipt of grant monies that was used to retire the short-term general obligation bond anticipation notes outstanding at December 31, 2007.

Enterprise funds. The City's enterprise funds financial statements provide the same type of information found in the government-wide financial statements, but in more detail. Unrestricted net assets of the Water, Special Parks and Recreation, Sanitation and Wastewater Pollution Control funds at the end of the year amounted to \$424,443, \$398,214, \$184,533 and \$1,907,551, respectively. The increase / (decrease) in net assets for these funds were (\$1,359,150), \$22,855, \$66,831 and (\$1,118,671), respectively, during 2008. Elyria City Council has approved annual rate increases for 2009 through 2028 for users of the water and wastewater pollution control systems and annual increases for garbage pick-up beginning in 2009 through 2013 to increase net assets in the future. Other factors concerning the operations and financial condition of these funds have been addressed in the discussion of the City's business-type activities.

General Fund Budgetary Highlights

As required by State statute, Elyria City Council adopts an annual appropriation (budget) ordinance for all City funds under its control. In addition to the City's General Fund, fifty-two (52) funds representing various governmental, proprietary and fiduciary activities were included in the 2008 appropriation process.

The City's General Fund is organized and structured upon the basis of five (5) functions or activities, each with its own group of departments. Each department is appropriated funds at the major account level (personal services, fringe benefits, operation and maintenance, capital outlay, debt service, transfers out and reimbursements). These major accounts are broken down to minor line items for internal control purposes.

In terms of the total General Fund and diversity of services offered to the public, the following function/activities are as follows:

<u>Function/Activity</u>	<u>2008 Annual Expended*</u>	<u>% Expended</u>
Public Safety	\$18,958,177	56.18
Health	1,859,953	5.51
Culture and Recreation	2,318,761	6.87
Community Environment	1,016,209	3.01
General Government	<u>9,590,982</u>	<u>28.43</u>
Total Expenditures	<u>\$33,744,082</u>	<u>100.0</u>

* - under the budgetary basis of accounting

Net differences between the original expenditure budget amount of \$32,652,173 and the final budget amount of \$34,605,385 (\$1,953,212 increase in appropriations) were significant with the largest change being an increase in the fire department personal services account in the amount of \$610,000 for overtime, retroactive pay and bonus pay and an increase in the fire department capital outlay account in the amount of \$1,360,589 for the purchase of a new aerial fire truck and new pumper truck.

Capital Assets and Debt Administration

Capital Assets. The City's investment in capital assets for its governmental and business-type activities as of December 31, 2008 amounts to \$137,910,291 (net of accumulated depreciation). This investment in capital assets includes land, buildings, improvements other than buildings, utility distribution and collection systems, infrastructure, machinery and equipment and construction in progress. The total increase in the City's investment in capital assets for the current fiscal year was \$9,011,492 (an increase of \$10,728,468 for governmental activities and a decrease of \$1,716,976 for business-type activities), net of depreciation expense of \$7.8 million.

Major capital asset events during the fiscal year included the following:

- Energy conservation measures on all city-owned properties totaling \$3,397,375.
- Acquisition of a truck mounted street striper and dump truck plow for the Street department in the amount of \$129,751 and \$117,244 respectively.
- 16th Street Water Tank repair and painting with capitalized costs of \$613,810.
- A new dump truck and 2 pickup trucks for the Water department totaling \$90,369.
- Three pickup trucks and repairs to existing equipment in Sanitation department totaling \$129,873.
- A camera truck and grit hauling semi for Wastewater Pollution Control in the amounts of \$77,489 and \$115,969 respectively.

Additional information on the City's capital assets can be found in Note 8 on pages 60-61 of this report.

Long-term Debt. At the end of the current fiscal year, the City had total long-term bonded debt outstanding of \$43,173,174. Of this amount, \$ 27,285,924 comprises debt backed by the full faith and credit of the City, \$4,057,031 is special assessment debt for which the government is liable in the event of default by the property owners subject to the assessment and \$11,830,219 is business-type activity debt that is retired by user fees collected for business-type activities and also backed by the full faith and credit of the City.

CITY OF ELYRIA, OHIO
Management's Discussion and Analysis
For the Year Ended December 31, 2008
Unaudited

At the end of the current fiscal year, the City also had total short-term bond anticipation general obligation notes outstanding of \$10,880,000. Of this amount, \$3,600,000 for the Energy Conservation project, \$1,500,000 for the acquisition of two new fire trucks, \$1,250,000 for water system improvements and \$600,000 for wastewater system improvements were for re-issue of notes on existing projects. In addition, \$230,000 in short-term bond anticipation notes were issued for the 49th Steet Improvement project, \$1,300,000 for additional water system improvements, and \$2,400,000 for additional wastewater system improvements.

In addition to general obligation bonds and notes outstanding at December 31, 2008, the City also had \$7,619,248 of Ohio Water Development Authority loans outstanding to finance sewer projects and \$481,251 of State Issue II Ohio Public Works Commission loans outstanding to finance various infrastructure projects.

The City's most recent bond rating of A2 was obtained from Moody's Investors Service in 2001 and confirmed in July 2004, April 2005, September 2006, July 2007, and again in August 2008.

State statutes limit the amount of unvoted general obligation debt the City may issue to 5.5% of its total assessed valuation. The current debt limitation for the City of Elyria is \$52,530,201 which is in excess of the City's outstanding unvoted general obligation debt that is subject to the limitation of \$49,420,035.

Additional information on the City's long-term debt can be found in Note 13 on pages 68-73 of this report.

Economic Factors and Next Year's Budget and Rates

The unemployment rate for the City is currently 11.0%, which is 4.7% higher than it was a year ago. This compares unfavorably to the state's average unemployment rate of 10.2% and unfavorably to the national average rate of 8.6%.

During the current fiscal year, unreserved fund balance in the General Fund decreased \$3,338,442, leaving a fund balance at December 31, 2008 of \$2,041,431. The City has appropriated this amount for spending in the 2009 fiscal year budget.

All of these factors were considered in preparing the City's budget for the 2008 fiscal year.

Requests for Information

This financial report is designed to provide a general overview of the City's finances for all those with an interest in the government's finances. Questions concerning any of the information provided in this report or requests for additional information should be addressed to the Office of the City Auditor, City of Elyria, 131 Court Street, Elyria, Ohio 44035.

City of Elyria, Ohio
Statement of Net Assets
December 31, 2008

	Primary Government		
	Governmental Activities	Business-type Activities	Total
ASSETS			
Equity in pooled cash and cash equivalents	\$ 7,932,176	\$ 5,902,980	\$ 13,835,156
Investments	1,343,300	1,005,000	2,348,300
Receivables:			
Property tax	3,402,040		3,402,040
Income tax	5,824,772		5,824,772
Other local tax	167,334		167,334
Accounts	386,752	967,046	1,353,798
Accrued interest	19,986	24,332	44,318
Rehabilitation loans	4,475,028	273,430	4,748,458
Special assessments	661,910	103,732	765,642
Tax increment financing payments	702,241		702,241
Due from other governments	3,504,165		3,504,165
Inventory of supplies		285,436	285,436
Prepaid expenses	191,482	100,171	291,653
Bond issuance costs	230,339	210,476	440,815
Capital assets (net of accumulated depreciation):			
Land	6,184,200	656,488	6,840,688
Buildings and system	27,204,127	11,411,885	38,616,012
Improvements	4,159,314	1,410,509	5,569,823
Utility distribution and collection systems	5,466,082	36,152,617	41,618,699
Infrastructure	25,731,848		25,731,848
Machinery and equipment	2,606,828	2,262,926	4,869,754
Construction in progress	14,107,937	555,530	14,663,467
Total assets	<u>114,301,861</u>	<u>61,322,558</u>	<u>175,624,419</u>
LIABILITIES			
Accounts payable	217,336	356,780	574,116
Contracts payable	379,381	572,449	951,830
Accrued wages and benefits	2,218,334	448,315	2,666,649
Claims payable	636,018		636,018
Accrued interest payable	141,465	345,227	486,692
Unearned revenue	5,304,676	127,008	5,431,684
General obligation notes payable	5,330,000	5,550,000	10,880,000
Non-current liabilities:			
Due within one year	2,108,741	2,162,340	4,271,081
Due in more than one year	35,079,664	18,798,799	53,878,463
Total liabilities	<u>51,415,615</u>	<u>28,360,918</u>	<u>79,776,533</u>
NET ASSETS			
Invested in capital assets, net of related debt	49,298,032	30,185,728	79,483,760
Restricted for:			
Expendable:			
Public safety	793,876		793,876
Health	367,076		367,076
Community environment	4,749,561		4,749,561
Highways and streets	1,003,966		1,003,966
Debt service	596,372		596,372
Other purposes	2,540,469		2,540,469
Nonexpendable:			
Health	460,852		460,852
Unrestricted	3,076,042	2,775,912	5,851,954
Total net assets	<u>\$ 62,886,246</u>	<u>\$ 32,961,640</u>	<u>\$ 95,847,886</u>

The notes to the basic financial statements are an integral part of this statement.

City of Elyria, Ohio
Statement of Activities
For the Year Ended December 31, 2008

Functions/Programs	Program Revenues			Net (Expense) Revenue and Changes in Net Assets			
	Expenses	Charges for Services	Operating Grants and Contributions	Capital Grants and Contributions	Governmental Activities	Business-type Activities	Total
Governmental activities:							
Public safety	\$ 23,241,071	\$ 367,352	\$ 212,513	\$	\$ (22,661,206)	\$	\$ (22,661,206)
Health	2,540,306	1,064,714	578,873		(896,719)		(896,719)
Culture and recreation	2,704,509	200,808	65,893	4,820	(2,432,988)		(2,432,988)
Community environment	1,940,846	525,534	956,515		(458,797)		(458,797)
Highways and streets	3,910,616			13,697,606	9,786,990		9,786,990
General government	10,021,557	2,524,606	44,613	7,872	(7,444,466)		(7,444,466)
Interest and fiscal charges	1,798,904				(1,798,904)		(1,798,904)
Total governmental activities	46,157,809	4,683,014	1,858,407	13,710,298	(25,906,090)		(25,906,090)
Business-type activities:							
Water	7,448,276	5,864,226	61,070		(1,522,980)		(1,522,980)
Special parks & recreation	326,255	323,574			(2,681)		(2,681)
Sanitation	3,339,232	3,134,169	67,190	129,874	(7,999)		(7,999)
Wastewater	11,186,406	9,835,113			(1,351,293)		(1,351,293)
Total business-type activities	22,300,169	19,157,082	128,260	129,874	(2,884,953)		(2,884,953)
Total primary government	\$ 68,457,978	\$ 23,840,096	\$ 1,986,667	\$ 13,840,172	(25,906,090)		(28,791,043)
General revenues:							
Property taxes					3,993,165		3,993,165
Municipal income taxes					22,268,109		22,268,109
Gasoline and motor vehicle taxes					2,931,491		2,931,491
Other local taxes					475,177		475,177
Intergovernmental revenues and contributions not restricted to specific programs					3,891,611	159,941	3,891,611
Investment earnings					376,408	74,887	536,349
Miscellaneous					487,759		562,646
Total general revenues					34,423,720	234,828	34,658,548
Change in net assets					8,517,630	(2,650,125)	5,867,505
Net assets - beginning					54,368,616	35,611,765	89,980,381
Net assets - ending					\$ 62,886,246	\$ 32,961,640	\$ 95,847,886

The notes to the basic financial statements are an integral part of this statement.

City of Elyria, Ohio
Balance Sheet
Governmental Funds
December 31, 2008

	General	Energy Conservation	State Route 57 Rehabilitation	Other Governmental Funds	Total Governmental Funds
ASSETS					
Equity in pooled cash and cash equivalents	\$ 1,763,511	\$ 261,743	\$	\$ 4,663,031	\$ 6,688,285
Investments	150,000			1,003,300	1,153,300
Accounts receivable	168,886			79,037	247,923
Rehabilitation loans receivable		1,420		4,475,028	4,475,028
Accrued interest receivable	3,249			11,506	16,175
Due from other funds	28,034			1,727,689	28,034
Due from other governments	1,776,476			3,504,165	3,504,165
Income tax receivable	5,003,465			821,307	5,824,772
Property tax receivable	1,354,697			2,047,343	3,402,040
Other local tax receivable	99,125			68,209	167,334
Special assessments receivable				661,910	661,910
Tax increment financing payments receivable				702,241	702,241
Total assets	<u>\$ 10,347,443</u>	<u>\$ 263,163</u>	<u>\$</u>	<u>\$ 16,260,601</u>	<u>\$ 26,871,207</u>
LIABILITIES AND FUND BALANCES					
Liabilities:					
Accounts payable	\$ 176,102			\$ 41,234	\$ 217,336
Contracts payable	91,851			245,840	343,656
Accrued wages and benefits	1,826,455		5,965	390,996	2,217,451
Due to other funds				28,034	28,034
Deferred revenue	4,711,604			4,806,360	9,517,964
Notes payable	1,500,000	3,600,000		230,000	5,330,000
Total liabilities	<u>\$ 8,306,012</u>	<u>\$ 3,600,000</u>	<u>\$ 5,965</u>	<u>\$ 5,742,464</u>	<u>\$ 17,654,441</u>
Fund balances:					
Reserved for:					
Encumbrances	979,830	250,425	6,538,489	315,838	8,084,582
Rehabilitation loans				4,475,028	4,475,028
Endowment				460,852	460,852
Debt service				596,372	596,372
Unreserved, reported in:					
General fund	1,061,601				1,061,601
Special revenue funds				4,566,007	4,566,007
Capital projects funds (deficit)		(3,587,262)	(6,544,454)	104,040	(10,027,676)
Total fund balances	<u>\$ 2,041,431</u>	<u>\$ (3,336,837)</u>	<u>\$ (5,965)</u>	<u>\$ 10,518,137</u>	<u>\$ 9,216,766</u>
Total liabilities and fund balances	<u>\$ 10,347,443</u>	<u>\$ 263,163</u>	<u>\$</u>	<u>\$ 16,260,601</u>	<u>\$ 26,871,207</u>

The notes to the basic financial statements are an integral part of this statement.

City of Elyria, Ohio
Reconciliation of Total Governmental Fund Balances
to Net Assets of Governmental Activities
December 31, 2008

Governmental Fund Balances	\$ 9,216,766
Amounts reported for governmental activities in the statement of net assets are different because:	
Capital assets used in governmental activities are not financial resources and, therefore, are not reported in the funds.	85,460,336
Other assets are not available to pay for current-period expenditures and, therefore are deferred in the funds.	4,213,288
Internal service funds are used by management to charge the costs of employee health insurance and workers' compensation to individual funds. The assets and liabilities of the internal service funds are included in governmental activities in the statement of net assets.	938,884
Long-term liabilities, including loans payable, are not due and payable in the current period and therefore are not reported in the funds.	(37,188,405)
Accrued interest on long-term debt is not normally expected to be liquidated with available financial resources and therefore is not reported in the funds.	(141,465)
The expenditures for prepaid items are recognized immediately in the funds and therefore are not reported as an asset in the funds.	191,482
The expenditure for bond issuance costs are recognized immediately in the funds and therefore are not reported as an asset in the funds.	230,339
Short-term liabilities associated with capital assets are recognized as a reservation of fund balance for outstanding encumbrances in the funds.	(34,979)
Net assets of governmental activities	<u>\$ 62,886,246</u>

The notes to the basic financial statements are an integral part of this statement.

City of Elyria, Ohio
Statement of Revenues, Expenditures, and Changes in Fund Balances
Governmental Funds
For the Year Ended December 31, 2008

	<u>General</u>	<u>Energy Conservation</u>	<u>State Route 57 Rehabilitation</u>	<u>Other Governmental Funds</u>	<u>Total Governmental Funds</u>
REVENUES					
Taxes:					
Property	\$ 1,635,884	\$	\$	\$ 2,357,281	\$ 3,993,165
Income	18,474,197			3,103,120	21,577,317
Other Local	475,177			862,684	1,337,861
Tax increment financing payments				292,968	292,968
Intergovernmental revenues	3,854,782		13,187,927	4,457,454	21,500,163
Charges for service	2,080,803			177,220	2,258,023
Licenses and permits	520,080			47,126	567,206
Investment income	127,081	11,391		237,935	376,407
Special assessments	20,213			312,077	332,290
Fines and forfeitures	475,273			1,058,130	1,533,403
Contributions		7,872		65,039	72,911
Miscellaneous revenues	83,182			30,790	113,972
Total Revenues	<u>27,746,672</u>	<u>19,263</u>	<u>13,187,927</u>	<u>13,001,824</u>	<u>53,955,686</u>
EXPENDITURES					
Current:					
Public safety	17,860,651			4,404,413	22,265,064
Health	1,842,858			625,906	2,468,764
Culture and recreation	2,310,920			40,231	2,351,151
Community environment	1,026,902			789,310	1,816,212
Highways and streets				1,818,997	1,818,997
General government	7,257,698			570,104	7,827,802
Capital outlay	703,862			3,021,263	16,097,240
Debt service:					
Principal retirement					
Interest and fiscal charges				1,554,183	1,554,183
Total expenditures	<u>31,002,891</u>		<u>12,372,115</u>	<u>14,642,073</u>	<u>58,017,079</u>
Excess (deficiency) of revenues over (under) expenditures	<u>(3,256,219)</u>	<u>19,263</u>	<u>815,812</u>	<u>(1,640,249)</u>	<u>(4,061,393)</u>
OTHER FINANCING SOURCES (USES)					
Transfers in			49,223	754,686	803,909
Transfers out	(82,223)			(721,686)	(803,909)
Proceeds from sale of bonds/notes				3,466,777	3,466,777
Proceeds from state issue II loan				113,273	113,273
Premium on sale of bonds/notes				27,590	27,590
Bond issuance costs				(36,777)	(36,777)
Total other financing sources (uses)	<u>(82,223)</u>		<u>49,223</u>	<u>3,603,863</u>	<u>3,570,863</u>
Net change in fund balances	<u>(3,338,442)</u>	<u>19,263</u>	<u>865,035</u>	<u>1,963,614</u>	<u>(490,530)</u>
Fund balances (deficit) - beginning	5,379,873	(3,356,100)	(871,000)	8,554,523	9,707,296
Fund balances (deficit) - ending	<u>\$ 2,041,431</u>	<u>\$ (3,336,837)</u>	<u>\$ (5,965)</u>	<u>\$ 10,518,137</u>	<u>\$ 9,216,766</u>

The notes to the basic financial statements are an integral part of this statement.

City of Elyria, Ohio
 Reconciliation of the Statement of Revenues,
 Expenditures, and Changes in Fund Balances of Governmental Funds
 To the Statement of Activities
 For the Year Ended December 31, 2008

Amounts reported for governmental activities in the statement of activities are different because:

Net change in fund balances - total governmental funds	\$	(490,530)
Governmental funds report capital outlays as expenditures; however, in the statement of activities, the cost of those assets is allocated over the estimated useful lives and reported as depreciation expense. This is the amount by which capital expenditures exceeded depreciation in the current period.		10,693,489
Revenues in the statement of activities that do not provide current financial resources are not reported as revenues in the funds until such amounts are measurable and available.		606,479
Cash activity pertaining to bonded indebtedness and compensated absence obligations is recorded as revenues and expenditures of the funds but is applied directly to the obligations in the government-wide financial statements and is not recorded in the statement of changes in net assets. In addition, increases in the compensated absence liability are recorded in the statement of changes in net assets but are not recorded in the funds.		(1,934,472)
In the Statement of Activities, interest is accrued on outstanding bonds, whereas in governmental funds, an interest expenditure is reported when due.		17,267
Governmental funds report prepaid items such as insurance coverage as expenditures. However, in the Statement of Activities, the rest of those assets are expensed during the period to which the benefits relate.		2,261
Governmental funds report bond issuance costs as expenditures. However, in the Statement of Activities, these assets are amortized over the life of the bonds.		24,496
Internal service funds are used by management to charge the costs of employees' health insurance and workers' compensation insurance. The net expense of certain activities of internal service funds is reported with governmental activities.		<u>(401,360)</u>
Change in net assets of governmental activities.	<u>\$</u>	<u>8,517,630</u>

The notes to the basic financial statements are an integral part of this statement.

CITY OF ELYRIA, OHIO
STATEMENT OF REVENUES, EXPENDITURES AND CHANGES IN FUND
BALANCE-BUDGET AND ACTUAL (NON-GAAP BUDGETARY BASIS)-
GENERAL FUND-LEGAL APPROPRIATION LEVEL
FOR THE YEAR ENDED DECEMBER 31, 2008

	GENERAL FUND			Variance with Final Budget Positive (Negative)
	<u>Budgeted Amounts</u>		<u>Actual</u>	
	<u>Original</u>	<u>Final</u>		
REVENUES				
Taxes	\$ 19,976,000	\$ 20,645,000	\$ 20,727,279	\$ 82,279
Intergovernmental revenues	3,709,700	3,899,700	3,838,227	(61,473)
Charges for services	1,945,650	1,957,922	2,124,962	167,040
Licenses and permits	488,400	488,400	520,081	31,681
Interest earnings	275,000	275,000	138,322	(136,678)
Special assessments	12,000	12,000	20,213	8,213
Fines and forfeitures	600,000	530,000	484,508	(45,492)
Miscellaneous revenues	388,000	388,000	347,014	(40,986)
TOTAL REVENUES	27,394,750	28,196,022	28,200,606	4,584
EXPENDITURES				
PUBLIC SAFETY				
Police				
Personal services	5,453,558	5,453,558	5,271,044	182,514
Fringe benefits	1,545,145	1,545,145	1,498,163	46,982
Operation and maintenance	478,914	478,914	435,450	43,464
Capital outlay	25,000	25,179	25,178	1
Total Police	7,502,617	7,502,796	7,229,835	272,961
Fire				
Personal services	5,385,166	5,995,166	5,937,632	57,534
Fringe benefits	1,790,117	1,872,117	1,837,816	34,301
Operation and maintenance	515,000	523,500	497,141	26,359
Capital outlay	147,160	1,507,749	1,479,947	27,802
Total Fire	7,837,443	9,898,532	9,752,536	145,996
Communications				
Personal services	92,100	92,100	89,765	2,335
Fringe benefits	29,350	29,350	28,532	818
Operation and maintenance	28,900	28,900	28,040	860
Total Communications	150,350	150,350	146,337	4,013
Safety Service				
Personal services	264,187	264,187	259,903	4,284
Fringe benefits	89,725	89,725	88,887	838
Operation and maintenance	13,400	13,400	12,474	926
Total Safety Service	367,312	367,312	361,264	6,048
Prisoner Support				
Personal services	845,568	840,568	834,723	5,845
Fringe benefits	318,833	368,833	364,363	4,470
Operation and maintenance	285,390	298,390	269,119	29,271
Capital outlay	10,785	10,785		10,785
Total Prisoner Support	1,460,576	1,518,576	1,468,205	50,371
TOTAL PUBLIC SAFETY	17,318,298	19,437,566	18,958,177	479,389

(Continued on subsequent page)

CITY OF ELYRIA, OHIO
STATEMENT OF REVENUES, EXPENDITURES AND CHANGES IN FUND
BALANCE-BUDGET AND ACTUAL (NON-GAAP BUDGETARY BASIS)-
GENERAL FUND-LEGAL APPROPRIATION LEVEL
FOR THE YEAR ENDED DECEMBER 31, 2008

	GENERAL FUND			Variance with Final Budget Positive (Negative)
	<u>Budgeted Amounts</u>		<u>Actual</u>	
	<u>Original</u>	<u>Final</u>		
HEALTH				
Health Center				
Personal services	903,326	908,326	902,366	5,960
Fringe benefits	262,871	255,465	248,169	7,296
Operation and maintenance	263,708	263,708	251,536	12,172
Capital outlay	16,119	18,525	18,525	
Total Health Center	1,446,024	1,446,024	1,420,596	25,428
Health - Solid Waste				
Personal services	58,591	58,591	51,963	6,628
Fringe benefits	24,227	23,227	10,554	12,673
Operation and maintenance	4,183	5,183	4,694	489
Capital outlay	10,000	10,000	4,798	5,202
Total Health - Solid Waste	97,001	97,001	72,009	24,992
Cemetery				
Personal services	316,325	279,325	279,281	44
Fringe benefits	99,067	84,067	84,067	
Operation and maintenance	8,000	8,000	4,000	4,000
Total Cemetery	423,392	371,392	367,348	4,044
TOTAL HEALTH	1,966,417	1,914,417	1,859,953	54,464
CULTURE AND RECREATION				
Parks and Recreation				
Personal services	1,152,747	1,142,747	1,129,870	12,877
Fringe benefits	400,614	390,614	365,120	25,494
Operation and maintenance	448,000	448,000	442,092	5,908
Total Parks and Recreation	2,001,361	1,981,361	1,937,082	44,279
Swimming Pools				
Personal services	95,000	98,028	98,027	1
Fringe benefits	16,775	17,246	16,125	1,121
Operation and maintenance	105,000	105,000	104,331	669
Total Swimming Pools	216,775	220,274	218,483	1,791
Ice Rink				
Personal services	40,000	41,000	40,561	439
Fringe benefits	6,980	6,980	6,667	313
Operation and maintenance	117,700	117,700	115,968	1,732
Total Ice Rink	164,680	165,680	163,196	2,484
TOTAL CULTURE AND RECREATION	2,382,816	2,367,315	2,318,761	48,554

(Continued on subsequent page)

CITY OF ELYRIA, OHIO
STATEMENT OF REVENUES, EXPENDITURES AND CHANGES IN FUND
BALANCE-BUDGET AND ACTUAL (NON-GAAP BUDGETARY BASIS)-
GENERAL FUND-LEGAL APPROPRIATION LEVEL
FOR THE YEAR ENDED DECEMBER 31, 2008

	GENERAL FUND			
	<u>Budgeted Amounts</u>			Variance
	<u>Original</u>	<u>Final</u>	<u>Actual</u>	with Final Budget Positive (Negative)
COMMUNITY ENVIRONMENT				
Community Planning and Zoning				
Personal services	57,950	58,650	58,393	257
Fringe benefits	17,210	16,910	16,813	97
Operation and maintenance	7,400	7,400	6,802	598
Total Community Planning and Zoning	<u>82,560</u>	<u>82,960</u>	<u>82,008</u>	<u>952</u>
Community Development				
Personal services	31,223	120,917	120,408	509
Fringe benefits	5,128	7,278	7,243	35
Operation and maintenance	7,200	7,200	5,301	1,899
Total Community Development	<u>43,551</u>	<u>135,395</u>	<u>132,952</u>	<u>2,443</u>
Housing Code Enforcement				
Personal services	559,169	569,169	568,126	1,043
Fringe benefits	185,768	179,768	175,272	4,496
Operation and maintenance	69,465	69,465	57,851	11,614
Total Housing Code Enforcement	<u>814,402</u>	<u>818,402</u>	<u>801,249</u>	<u>17,153</u>
TOTAL COMMUNITY ENVIRONMENT	<u>940,513</u>	<u>1,036,757</u>	<u>1,016,209</u>	<u>20,548</u>
GENERAL GOVERNMENT				
Mayor				
Personal services	159,225	159,225	158,283	942
Fringe benefits	39,080	39,580	39,427	153
Operation and maintenance	6,500	6,000	4,033	1,967
Total Mayor	<u>204,805</u>	<u>204,805</u>	<u>201,743</u>	<u>3,062</u>
Administrative Support				
Personal services	142,450	104,951	100,540	4,411
Fringe benefits	39,200	24,200	22,297	1,903
Operation and maintenance	14,500	14,500	13,792	708
Total Administrative Support	<u>196,150</u>	<u>143,651</u>	<u>136,629</u>	<u>7,022</u>
JEDD Income Tax Department				
Personal services	53,700	52,900	48,312	4,588
Fringe benefits	12,550	13,350	13,296	54
Operation and maintenance	180,488	180,488	155,892	24,596
Total JEDD Income Tax Department	<u>246,738</u>	<u>246,738</u>	<u>217,500</u>	<u>29,238</u>

(Continued on subsequent page)

CITY OF ELYRIA, OHIO
STATEMENT OF REVENUES, EXPENDITURES AND CHANGES IN FUND
BALANCE-BUDGET AND ACTUAL (NON-GAAP BUDGETARY BASIS)-
GENERAL FUND-LEGAL APPROPRIATION LEVEL
FOR THE YEAR ENDED DECEMBER 31, 2008

	GENERAL FUND			Variance with Final Budget Positive (Negative)
	<u>Budgeted Amounts</u>			
	<u>Original</u>	<u>Final</u>	<u>Actual</u>	
Finance Administration				
Personal services	534,965	495,115	491,316	3,799
Fringe benefits	152,117	138,117	137,032	1,085
Operation and maintenance	34,650	34,650	32,258	2,392
Total Finance Administration	721,732	667,882	660,606	7,276
Legal Administration				
Personal services	635,878	573,428	569,418	4,010
Fringe benefits	200,896	193,896	189,671	4,225
Operation and maintenance	80,200	80,200	66,508	13,692
Capital outlay	4,500	4,500	2,950	1,550
Total Legal Administration	921,474	852,024	828,547	23,477
Legislative Activity				
Personal services	275,450	276,950	276,772	178
Fringe benefits	139,100	140,100	139,879	221
Operation and maintenance	65,450	65,250	43,478	21,772
Capital outlay	6,000			
Total Legislative Activity	486,000	482,300	460,129	22,171
Defensive Driving				
Personal services	4,000	4,000	2,903	1,097
Fringe benefits		1,000	448	552
Operation and maintenance	2,995	2,995	1,347	1,648
Total Defensive Driving	6,995	7,995	4,698	3,297
Presiding Judge				
Personal services	415,760	416,760	415,194	1,566
Fringe benefits	143,354	146,354	146,068	286
Operation and maintenance	49,950	49,950	40,031	9,919
Capital outlay	5,000	5,000		5,000
Total Presiding Judge	614,064	618,064	601,293	16,771
Judge				
Personal services	381,413	383,413	380,749	2,664
Fringe benefits	123,562	121,562	115,581	5,981
Operation and maintenance	50,431	50,431	34,232	16,199
Total Judge	555,406	555,406	530,562	24,844
Clerk of Courts				
Personal services	1,064,150	1,049,150	1,045,364	3,786
Fringe benefits	343,640	330,640	326,140	4,500
Operation and maintenance	149,950	149,950	122,880	27,070
Total Clerk of Courts	1,557,740	1,529,740	1,494,384	35,356
Civil Service Commission				
Personal services	25,367	25,367	25,367	
Fringe benefits	4,300	4,300	4,045	255
Operation and maintenance	20,565	20,565	16,264	4,301
Total Civil Service Commission	50,232	50,232	45,676	4,556

(Continued on subsequent page)

CITY OF ELYRIA, OHIO
STATEMENT OF REVENUES, EXPENDITURES AND CHANGES IN FUND
BALANCE-BUDGET AND ACTUAL (NON-GAAP BUDGETARY BASIS)-
GENERAL FUND-LEGAL APPROPRIATION LEVEL
FOR THE YEAR ENDED DECEMBER 31, 2008

	GENERAL FUND			Variance with Final Budget Positive (Negative)
	<u>Budgeted Amounts</u>		<u>Actual</u>	
	<u>Original</u>	<u>Final</u>		
Buildings and Lands				
Personal services	107,199	107,199	106,478	721
Fringe benefits	33,575	33,575	32,511	1,064
Operation and maintenance	410,300	500,000	488,698	11,302
Total Buildings and Lands	551,074	640,774	627,687	13,087
Engineering				
Personal services	185,312	169,312	167,732	1,580
Fringe benefits	40,386	45,486	45,318	168
Operation and maintenance	32,000	48,900	45,574	3,326
Capital outlay	38,000			
Total Engineering	295,698	263,698	258,624	5,074
Central Maintenance Garage				
Personal services	369,365	374,365	372,561	1,804
Fringe benefits	123,906	126,706	121,595	5,111
Operation and maintenance	642,950	635,150	592,592	42,558
Capital outlay	150,000			
Total Central Maintenance Garage	1,286,221	1,136,221	1,086,748	49,473
Miscellaneous General Government				
Operation and maintenance	1,899,800	1,999,800	1,986,156	13,644
Debt service	450,000	450,000	450,000	
Total Miscellaneous General Government	2,349,800	2,449,800	2,436,156	13,644
TOTAL GENERAL GOVERNMENT	10,044,129	9,849,330	9,590,982	258,348
TOTAL EXPENDITURES	32,652,173	34,605,385	33,744,082	861,303
Excess (deficiency) of revenues over expenditures	(5,257,423)	(6,409,363)	(5,543,476)	865,887
OTHER FINANCING SOURCES (USES)				
Advances in	172,638	172,638	172,638	
Transfers in			1,018	1,018
Advances out		(24,692)	(24,692)	
Transfers out	(33,300)	(118,608)	(82,223)	36,385
Proceeds of notes	1,450,000	1,500,000	1,500,000	
Other financing sources	1,198,000	1,198,000	1,112,063	(85,937)
TOTAL OTHER FINANCING SOURCES (USES)	2,787,338	2,727,338	2,678,804	(48,534)
Net change in fund balances	(2,470,085)	(3,682,025)	(2,864,672)	817,353
Adjustment for prior year encumbrances	721,545	721,545	721,545	
FUND BALANCE AT BEGINNING OF YEAR	2,971,564	2,971,564	2,971,564	
FUND BALANCE AT END OF YEAR	\$ 1,223,024	\$ 11,084	\$ 828,437	\$ 817,353

The notes to the basic financial statements are an integral part of this statement.

City of Elyria, Ohio
Statement of Net Assets
Proprietary Funds
December 31, 2008

	Business-type Activities-Enterprise Funds				Governmental Activities - Internal Service Funds
	Water	Special Parks and Recreation	Sanitation	Wastewater Pollution Control	
ASSETS					
Current Assets:					
Equity in pooled cash and cash equivalents	\$ 1,579,472	\$ 391,851	\$ 347,120	\$ 3,584,537	\$ 5,902,980
Investments		152		1,005,000	1,005,000
Interest receivable				24,180	24,332
Accounts receivable (net of allowance for uncollectibles)	305,524		195,366	466,156	967,046
Rehabilitation loans receivable	8,995			273,430	273,430
Special assessments receivable	212,936	11,406		94,737	103,732
Inventories	29,529			61,094	285,436
Prepaid items	2,136,456	403,409	16,318	54,324	100,171
Total current assets	<u>2,136,456</u>	<u>403,409</u>	<u>558,804</u>	<u>5,563,458</u>	<u>8,662,127</u>
Noncurrent Assets:					
Bond issuance costs	128,306				210,476
Capital assets:					
Land	55,169		20,744		656,488
Buildings	8,109,808	156,826	161,331	24,625,448	33,053,413
Improvements other than buildings	6,311,692	155,351	58,000	20,659,918	27,184,961
Utility distribution and collection systems	18,974,354	20,000		36,987,902	55,982,256
Machinery and equipment	5,109,436	187,307		4,588,354	12,405,968
Construction in progress	11,868			543,662	555,530
Less accumulated depreciation	<u>(23,218,516)</u>	<u>(312,807)</u>	<u>(2,165,949)</u>	<u>(51,691,389)</u>	<u>(77,388,661)</u>
Total capital assets (net of accumulated depreciation)	<u>15,353,811</u>	<u>206,677</u>	<u>594,997</u>	<u>36,294,470</u>	<u>52,449,955</u>
Total noncurrent assets:	<u>15,482,117</u>	<u>206,677</u>	<u>594,997</u>	<u>36,376,640</u>	<u>52,660,431</u>
Total assets	<u>17,618,573</u>	<u>610,086</u>	<u>1,153,801</u>	<u>41,940,098</u>	<u>61,322,558</u>

(Continued on subsequent page)

City of Elyria, Ohio
Statement of Net Assets
Proprietary Funds
December 31, 2008

		Business-type Activities-Enterprise Funds				Governmental Activities - Internal Service Funds
		Water	Special Parks and Recreation	Sanitation	Wastewater Pollution Control	Totals
LIABILITIES						
Current liabilities:						
Accounts payable	\$	128,704	1,065	9,896	78,286	\$ 217,951
Accrued wages and benefits		161,946	4,130	95,975	186,264	448,315
Claims payable						883
Contracts payable		104,548		39,023	428,878	636,018
Accrued interest payable		30,572			314,655	746
Unearned revenue		8,995		23,276	94,737	127,008
General obligation notes - current		2,550,000			3,000,000	5,550,000
General obligation bonds - current		329,556			131,509	461,065
Long-term compensated absences - current		53,184		2,480	24,579	80,243
Construction loans payable - current					1,588,528	1,588,528
Capital lease payable - current					32,504	32,504
Total current liabilities		<u>3,367,505</u>	<u>5,195</u>	<u>170,650</u>	<u>5,879,940</u>	<u>9,423,290</u>
Noncurrent liabilities:						
General obligation bonds payable (net of unamortized discounts)		8,068,493			3,300,661	11,369,154
Compensated absences - long-term		494,370		203,621	520,678	1,218,669
Construction loans payable - long-term					6,030,720	6,030,720
Capital lease payable					180,256	180,256
Total noncurrent liabilities		<u>8,562,863</u>		<u>203,621</u>	<u>10,032,315</u>	<u>18,798,799</u>
Total liabilities		<u>11,930,368</u>	<u>5,195</u>	<u>374,271</u>	<u>15,912,255</u>	<u>28,222,089</u>
NET ASSETS						
Invested in capital assets, net of related debt		5,263,762	206,677	594,997	24,120,292	30,185,728
Unrestricted		424,443	398,214	184,533	1,907,551	2,914,741
Total net assets		<u>\$ 5,688,205</u>	<u>\$ 604,891</u>	<u>\$ 779,530</u>	<u>\$ 26,027,843</u>	<u>\$ 33,100,469</u>
						<u>(138,829)</u>
Adjustment to reflect the consolidation of internal service fund activities related to enterprise funds.						
Net assets of business-type activities						<u>\$ 32,961,640</u>

The notes to the basic financial statements are an integral part of this statement.

City of Elyria, Ohio
Statement of Revenues, Expenses, and Changes in Fund Net Assets
Proprietary Funds
For the Year Ended December 31, 2008

**Business-type Activities-
Enterprise Funds**

	Water	Special Parks and Recreation	Sanitation	Wastewater Pollution Control	Totals	Governmental Activities - Internal Service Funds
Operating revenues:						
Charges for sales and services	\$ 5,840,934	\$ 323,574	\$ 3,134,169	\$ 9,828,617	\$ 19,127,294	\$ 5,049,772
Tap fees	23,292			6,496	29,788	
Operating grants	61,070		67,190		128,260	
Other	24,327	15,417	8,194	26,949	74,887	31,026
Total operating revenues	<u>5,949,623</u>	<u>338,991</u>	<u>3,209,553</u>	<u>9,862,062</u>	<u>19,360,229</u>	<u>5,080,798</u>
Operating expenses:						
Personal services	2,784,351	138,431	1,391,239	3,777,148	8,091,169	19,350
Fringe benefits	858,054	22,513	459,231	1,130,256	2,470,054	5,624,433
Operating and maintenance	2,151,165	128,616	1,327,961	3,229,909	6,837,651	28,569
Depreciation	1,124,248	36,695	104,746	2,163,028	3,428,717	
Total operating expenses	<u>6,917,818</u>	<u>326,255</u>	<u>3,283,177</u>	<u>10,300,341</u>	<u>20,827,591</u>	<u>5,672,352</u>
Operating income (loss)	<u>(968,195)</u>	<u>12,736</u>	<u>(73,624)</u>	<u>(438,279)</u>	<u>(1,467,362)</u>	<u>(591,554)</u>
Nonoperating revenues (expenses) :						
Investment income	36,153	10,119		98,413	159,941	51,365
Interest expense	(427,108)		(4,675)	(778,805)	(1,210,588)	
Total nonoperating revenue (expenses)	<u>(390,955)</u>	<u>10,119</u>	<u>10,581</u>	<u>(680,392)</u>	<u>(1,050,647)</u>	<u>51,365</u>
Income (loss) before contributions	<u>(1,359,150)</u>	<u>22,855</u>	<u>(63,043)</u>	<u>(1,118,671)</u>	<u>(2,518,009)</u>	<u>(540,189)</u>
Capital contributions			129,874		129,874	
Changes in net assets	<u>(1,359,150)</u>	<u>22,855</u>	<u>66,831</u>	<u>(1,118,671)</u>	<u>(2,388,135)</u>	<u>(540,189)</u>
Total net assets - beginning	7,047,355	582,036	712,699	27,146,514	1,340,244	1,340,244
Total net assets - ending	<u>\$ 5,688,205</u>	<u>\$ 604,891</u>	<u>\$ 779,530</u>	<u>\$ 26,027,843</u>	<u>\$ (261,990)</u>	<u>\$ 800,055</u>

Adjustment to reflect the consolidation of internal service fund activities related to enterprise funds.
Change in net assets of business - type activities

The notes to the basic financial statements are an integral part of this statement.

City of Elyria, Ohio
Statement of Cash Flows
Proprietary Funds
For the Year Ended December 31, 2008

	Business-type Activities- Enterprise Funds				Governmental Activities - Internal Service Funds
	Water	Special Parks and Recreation	Sanitation	Wastewater Pollution Control	Totals
CASH FLOWS FROM OPERATING ACTIVITIES					
Cash received from customers	\$ 5,864,209	\$ 323,574	\$ 3,175,721	\$ 9,876,134	\$ 19,239,638
Cash payments to suppliers for goods and services	(2,812,965)	(151,262)	(1,908,000)	(4,899,845)	(9,772,072)
Cash payments to employees for services	(3,002,305)	(144,799)	(1,277,552)	(3,260,242)	(7,684,898)
Operating grants	61,070		67,190		128,260
Other operating revenues	24,327	15,417	8,194	26,949	74,887
Net cash provided by (used for) operating activities	134,336	42,930	65,553	1,742,996	1,985,815
FINANCING ACTIVITIES					
CASH FLOWS FROM CAPITAL AND RELATED FINANCING ACTIVITIES					
Proceeds from the sale of notes / bonds (net of issuance costs)	2,550,000			3,000,000	5,550,000
Capital grants received			129,874		129,874
Acquisition and construction of capital assets	(733,877)	(24,424)	(129,874)	(594,118)	(1,482,293)
Principal and interest paid on notes, bonds and loans payable	(1,985,051)		(114,675)	(3,561,511)	(5,661,237)
Net cash provided by (used for) capital and related financing activities	(163,928)	(24,424)	(114,675)	(1,155,629)	(1,463,656)
CASH FLOWS FROM INVESTING ACTIVITIES					
Interest on investments	50,132		17,057	117,021	195,260
Short-term investments converted to cash				2,095,700	2,195,700
Purchase of short-term investments				(1,005,000)	(1,005,000)
Net cash provided by investing activities	50,132	111,050	17,057	1,207,721	1,385,960
Net increase (decrease) in cash and cash equivalents	15,540	129,556	(32,065)	1,795,088	1,908,119
Cash and cash equivalents, January 1	1,563,932	262,295	379,185	1,789,449	3,994,861
Cash and cash equivalents, December 31	\$ 1,579,472	\$ 391,851	\$ 347,120	\$ 3,584,537	\$ 5,902,980
RECONCILIATION OF OPERATING INCOME (LOSS) TO CASH PROVIDED BY (USED FOR) OPERATING ACTIVITIES:					
Operating income (loss)	\$ (968,195)	\$ 12,736	\$ (73,624)	\$ (438,279)	\$ (1,467,362)
Adjustments to reconcile operating income (loss) to net cash provided by (used for) operating activities:					
Depreciation	1,124,248	36,695	104,746	2,163,028	3,428,717
Changes in assets and liabilities:					
Accounts receivable	(17)		59,120	41,021	100,124
Rehabilitation loans receivable	8,995			4,023	4,023
Special assessments receivable	(6,202)			5,236	14,231
Inventory of supplies	(7)	(332)		(1,779)	(8,313)
Prepaid expenses	34,922		242	55	290
Accounts payable	(43,035)	675	(6,105)	(3,293)	26,199
Contracts payable relating to operating activities	60,239	774	(22,887)	1,636	(64,286)
Accrued wages and benefits	(67,617)	(7,618)	27,942	64,107	153,062
Compensated absences payable			(6,313)	(87,523)	(169,071)
Claims payable			(17,568)	(5,236)	(31,799)
Unearned revenue	1,102,531	30,194	139,177	2,181,275	3,453,177
Total adjustments	134,336	42,930	65,553	1,742,996	1,985,815
Net cash provided by (used for) operating activities	\$	\$	\$	\$	\$
Noncash investing, capital, and financing activities					
Unrealized appreciation (depreciation) in fair value of investments	\$	\$	\$	\$ 1,948	\$ 1,948
					\$ 63

The notes to the basic financial statements are an integral part of this statement.

City of Elyria, Ohio
Statement of Fiduciary Assets and Liabilities
Agency Funds
December 31, 2008

ASSETS

Equity in pooled cash and cash equivalents	\$ 908,727
Cash and cash equivalents-segregated accounts	577,857
Investments	184,700
Receivables:	
Property taxes	830,787
Income taxes	7,106
Accrued interest	771
Total assets	<u>\$ 2,509,948</u>

LIABILITIES

Accounts payable	\$ 450,912
Due to other governments	962,497
Other liabilities	1,096,539
Total liabilities	<u>\$ 2,509,948</u>

The notes to the basic financial statements are an integral part of this statement.

CITY OF ELYRIA, OHIO
NOTES TO BASIC FINANCIAL STATEMENTS
FOR THE YEAR ENDED DECEMBER 31, 2008

NOTE 1 – DESCRIPTION OF CITY OPERATIONS

(A) THE CITY

The City of Elyria (the “City”) was incorporated on February 23, 1833 under the laws of the State of Ohio. The city operates under a Mayor-Council form of government as provided by its Charter adopted on November 2, 1965.

(B) THE REPORTING ENTITY

The City has followed the provisions of Statement No. 14 and Statement No. 39 of the Governmental Accounting Standards Board (“GASB Statement No. 14” and “GASB Statement No. 39”) regarding the definition of its financial reporting entity. For financial reporting purposes, the City’s reporting entity includes all funds, agencies, boards and commissions for which the City is financially accountable, as well as any organizations that raise or hold economic resources for the direct benefit of the City. The notion of financial accountability includes not only the organizations that constitute the City’s legal entity; it also can include legally separate organizations in certain instances. Legally separate organizations are included in the reporting entity if the City’s officials appoint a voting majority of an organization’s governing body and, as a result, the City is able either to impose its will on that organization or there is a potential for the organization to provide specific benefits to, or to impose specific financial burdens on the City. On this basis, the reporting entity of the City includes the following services: public safety (police and fire), health (health department), culture and recreation (parks and recreation), community environment (planning, zoning and community development), basic utility services (water, sanitation, and wastewater pollution control), highways and streets (street and highway maintenance), and general government (administrative services including the municipal court). In addition, no other organization raises and holds resources for the direct benefit of the City.

Included as part of the City’s primary government in the determination of the City’s reporting entity is the Elyria Municipal Court (the “Court”). Although the Court’s territorial jurisdiction extends beyond the boundaries of the City and the Judges of the Court are separately elected, the Court’s operations are not legally separate from the City. In addition, the City is responsible for budgeting and appropriating funds for the operation of the Court, establishing the compensation of certain Court employees, and is ultimately responsible for any operating deficits sustained by the Court. The City’s share of the fines collected by the Court, along with its share of the Court’s administration and operating costs are recorded in the City’s General Fund. Monies held by the Court in a fiduciary capacity are included in an agency fund in the accompanying financial statements.

The following entities which conduct their activities near or within the City’s boundaries for the benefit of the City and/or its residents are excluded from the accompanying financial statements because they are legally separate from the City and the City is not financially accountable for their operations.

Elyria City School District
Elyria Memorial Hospital
Elyria Public Library

No component units are included in the definition of the City's reporting entity.

NOTE 2 – SUMMARY OF SIGNIFICANT ACCOUNTING POLICIES

The accompanying financial statements of the City are prepared in conformity with accounting principles generally accepted in the United States of America as prescribed in statements and interpretations issued by the Governmental Accounting Standards Board (the "GASB").

(A) BASIS OF PRESENTATION – FUND ACCOUNTING

The accounting system is organized on the basis of funds. A fund is defined as a fiscal and accounting entity with a self-balancing set of accounts recording cash and other financial resources, together with all related liabilities and residual equities or balances, and changes therein, which are segregated for the purpose of carrying on specific activities or attaining certain objectives in accordance with special regulations, restrictions, or limitations.

Governmental Fund Types

Governmental funds are those through which most governmental functions typically are financed. The acquisition and use of the City's expendable financial resources and the related current liabilities (except for those accounted for in proprietary or fiduciary funds) are accounted for through governmental funds. The measurement focus is upon determination of financial position and changes in financial position. The following are the City's governmental fund types:

General Fund – This fund is used to account for all financial resources except those required to be accounted for in another fund. The General Fund balance is available to the City for any purpose provided it is expended or transferred according to the Charter of the City of Elyria and the general laws of Ohio.

Special Revenue Funds – These funds are used to account for the proceeds of specific revenue sources (other than amounts relating to expendable trusts or restricted for major capital projects or debt service) that are legally restricted to expenditure for specified purposes.

Debt Service Funds – These funds are used to account for the accumulation of resources for, and the payment of, general long-term debt principal and interest.

Capital Projects Funds – These funds are used to account for financial resources to be used for the acquisition or construction of capital facilities or equipment (other than those financed by proprietary funds and trust funds).

Permanent Funds – These funds are used to account for financial resources that are legally restricted to the extent that only investment earnings, and not principal, may be used for purposes that support the City's programs.

Proprietary Fund Types

Proprietary funds are used to account for activities similar to those found in the private sector, where the determination of net income is necessary or useful to achieve sound financial administration. The measurement focus is based upon determination of net income, financial position and changes in financial position.

Enterprise Funds – These funds are used to account for operations (a) that are financed and operated in a manner similar to private business enterprises where the intent of the governing body is that the costs (expenses, including depreciation) of providing goods or services to the general public on a continuing basis be financed or recovered primarily through user charges; or (b) where the governing body has decided that periodic determination of revenues earned, expenses incurred, and/or net income is appropriate for capital maintenance, public policy, management control, accountability, or other purposes.

Internal Service Funds – These funds are used to account for the financing of goods or services the City's self-insured health plan and workers' compensation plan provided to other departments or agencies of the governmental unit, or to other governmental units, on a cost reimbursement basis.

Fiduciary Fund Types

Private-purpose Trust Funds – Private-purpose trust funds are used to account for trust arrangements which benefit individuals, private organizations, or other governments. For accounting measurement purposes, the private-purpose trust funds are accounted for in essentially the same manner as proprietary funds. During 2008, the City did not utilize any such trust funds.

Agency Funds – Agency funds are used to account for assets held by the City as an agent for individuals, private organizations, and other governments. For accounting measurement purposes, the agency funds are custodial in nature (assets equal liabilities) and do not involve the measurement of results of operations but do, however, use the accrual basis of accounting to recognize receivables and payables. The City's agency funds are used to collect and distribute deposits, inspection fees and bonds for developers various fees for State Agencies and Lorain County, fines for Elyria Municipal Court, property taxes for the Elyria Public Library, income taxes for Elyria Township, deposits for users of the City's water and sewer systems, and deposits for City employees who enrolled in the Employees Section 125 Cafeteria Plan.

Other Fiduciary Funds – Other fiduciary funds include pension trust funds and investment trust funds. During 2008, the City did not utilize any such trust funds.

Fiduciary funds are not included in the government-wide statements.

(B) GOVERNMENT-WIDE FINANCIAL STATEMENTS

The government-wide financial statements report information about the City as a whole. These statements distinguish between activities that are governmental and those that are considered business-type activities. The effect of interfund activity has been removed from these

statements, with the exception of certain receivables due from other fiduciary funds of the City which are not included in the government-wide financial statements.

The government-wide statement of activities presents a comparison between expenses and program revenues for each segment of business-type activities of the City and for each program of the governmental activities.

Program revenues include charges paid by the recipients of the goods or services offered by the programs and grants and contributions that are restricted to meeting the operational or capital requirements of a particular program or activity. Revenues which are not classified as program revenues are presented as general revenues. The comparison of program revenues and expenses identifies the extent to which each program or business segment is self-financing or draws from the general revenues of the City.

(C) FUND FINANCIAL STATEMENTS

Fund financial statements report detailed information about the City. The focus of governmental and proprietary fund financial statements is on major funds rather than reporting funds by type. Each major fund is presented in a separate column. The City's major governmental funds are the General Fund, the Energy Conservation Fund and the State Route 57 Rehabilitation Fund.

The General Fund is the primary operating fund of the City. It is used to account for all financial resources, except those required to be accounted for in other funds.

The Energy Conservation Fund is used to account for monies restricted for improvements to City facilities to lower utility costs and to conserve energy.

The State Route 57 Rehabilitation Fund is used to account for monies restricted for improvements to State Route 57.

The City's four enterprise funds (Water Fund, Special Parks and Recreation Fund, Sanitation Fund, and Wastewater Pollution Control Fund) are the City's major proprietary funds. A description of these funds appears on page 139 of this report.

Nonmajor funds are aggregated and presented in a single column. The internal service funds are aggregated and presented in a single column on the face of the proprietary fund statements.

(D) BASIS OF ACCOUNTING

(1) Government-Wide Financial Statements

Basis of accounting determines when transactions are recorded in the financial records and reported on the financial statements. The government-wide financial statements are reported using the economic resources measurement focus and the accrual basis of accounting. Revenues are recorded when earned and expenses are recorded when a liability is incurred, regardless of the timing of related cash flows. This is the same approach used in the preparation of the proprietary fund financial statements but differs from the manner in which governmental fund financial statements are prepared. Therefore, governmental fund financial statements include a

reconciliation with brief explanations to better identify the relationship between the government-wide statements and the statements for governmental funds.

(2) Governmental Fund Financial Statements

Governmental fund financial statements are reported using the current financial resources measurement focus and the modified accrual basis of accounting. On a modified accrual basis, revenue is recorded in the fiscal year in which the resources are measurable and become available. Revenues are considered available when they are collectable within the current period or soon enough thereafter to pay liabilities of the current period. For the City, available means expected to be received within sixty days of year-end. Revenues that are deemed both measurable and available by the City include investment earnings, income taxes withheld by employers, estate taxes, fines and forfeitures and state-levied locally shared taxes (including motor vehicle fees). Reimbursements due for federally funded projects are accrued as revenue at the time the expenditures are made, or if received in advance, deferred until expenditures are made.

Property taxes and special assessments, though measurable, are not available soon enough in the subsequent year to finance current period obligations. Therefore, property tax and special assessment receivables are recorded and deferred until they become available.

Other revenues, including licenses and permits, certain charges for services, income taxes other than those withheld by employers and miscellaneous revenues, are recorded as revenue when received in cash because they are generally not measurable until actually received.

The measurement focus of governmental fund accounting is on decreases in net financial resources (expenditures) rather than expenses. Most expenditures are measurable and are recorded when the related fund liability is incurred. However, principal and interest on general long-term debt which has not matured and expenditures related to compensated absences are recognized when paid. Allocations of costs such as depreciation and amortization are not recognized in the governmental funds.

(3) Proprietary Fund Financial Statements

All proprietary funds are accounted for using the accrual basis of accounting. These funds account for operations that are primarily financed by user charges. The economic resource measurement focus concerns determining costs as a means of maintaining the capital investment and management control. Their revenues are recognized when they are earned and their expenses are recognized when they are incurred. Allocations of costs, such as depreciation are recorded in the proprietary funds. In accordance with Statement No. 20 of the Governmental Accounting Standards Board "Accounting and Financial Reporting for Proprietary Funds and other Governmental Entities That Use Proprietary Fund Accounting", the City has elected not to apply the provisions of the Statements and Interpretations of the Financial Accounting Standards Board issued after November 30, 1989. The City will continue applying all applicable pronouncements issued by the Governmental Accounting Standards Board.

(E) BUDGETARY ACCOUNTING AND CONTROL

The City adopts an annual operating budget for all funds except agency funds. During June of each year, the Mayor submits to City Council a proposed operating budget for the upcoming fiscal year. This budget is kept on file for 30 days and must be passed by the City Council by July 15 for certification of the City's estimated financial resources for the upcoming year to the County Budget Commission as required by Ohio law. This budget is based on estimates of future cash revenues, cash expenditures and encumbrances for the next fiscal year for all non-agency funds and serves as the basis for the County Budget Commission's certification of the City's estimated financial resources for the upcoming year.

By January 1 of the succeeding year, Council must adopt a temporary appropriations ordinance. The temporary appropriations ordinance remains in effect until March 31 or until the permanent appropriations ordinance is adopted by City Council, whichever occurs first. A permanent appropriations ordinance must be adopted no later than April 1 under State law and appropriations therein must not exceed the estimated financial resources certified by the County Budget Commission.

Budget control is exercised at the major account level (personal services, fringe benefits, operation and maintenance, capital outlay, debt service, transfers-out and reimbursements) within each City department. All appropriations lapse at year-end. Reported budgeted amounts are as originally adopted and amended by appropriation ordinances passed by Council. The budget for each fund is represented by appropriations and, according to City Charter, can only be modified by Council ordinance.

The General Fund Statement of Revenues, Expenditures and Changes in Fund Balances – Budget and Actual is presented on the budgetary basis to provide a meaningful comparison of actual results with the budget. The budgetary basis as provided by law is based upon accounting for certain transactions on the basis of cash receipts and disbursements. The major differences between the budget basis and the GAAP (accounting principles generally accepted in the United States of America) basis are:

- (1) Revenues recorded when received in cash (budget) as opposed to when susceptible to accrual (GAAP);
- (2) Expenditures are recorded when paid in cash or encumbered (budget) as opposed to when the liability is incurred (GAAP);
- (3) Encumbrances are recorded as expenditures (budget) as opposed to a reservation of fund balance (GAAP). In addition, encumbrances outstanding at year-end are included in the appropriation ordinance in the subsequent year and certain amounts shown as capital outlay and debt service expenditures on a GAAP basis are shown as public safety, health, culture and recreation, community environment, highways and streets and general government expenditures on a budgetary basis.

A reconciliation of the results of operations for the year from the GAAP basis to the budgetary basis is shown below:

	<u>General Fund</u>
GAAP Basis	\$ (3,338,442)
Increase (decrease) due to:	
Net Adjustment for Revenue Accruals:	3,239,653
Net Adjustment for Expenditure Accruals:	(2,765,883)
	<hr/>
Budget basis	<u><u>\$ (2,864,672)</u></u>

(F) ASSETS, LIABILITIES AND NET ASSETS OR EQUITY

(1) Equity in Pooled and Segregated Cash, Cash Equivalents, and Other Short-term investments.

Cash balances of the City's funds, except for the Court, are pooled and invested in cash equivalents and other short-term investments in order to provide improved cash management. Cash equivalents consist of deposits in the State Treasury Asset Reserve of Ohio ("STAR Ohio"), certificates of deposit and money market accounts with an original maturity of 90 days or less. Other short-term investments consist of certificates of deposit and Federal Home Loan Bank notes with a maturity of more than 90 days but less than 5 years.

Interest earned on investments is allocated to the funds participating in the pool in accordance with the City Charter and Codified Ordinances.

The City's investments with maturities greater than one year are stated at fair value (based on quoted market prices) in the accompanying financial statements and the change in the fair value of the investments is recorded as investment income along with the interest earned on the investments.

The City has invested funds in STAR Ohio. STAR Ohio is an investment pool managed by the State Treasurer's office which allows governments within the state to pool their funds for investment purposes. STAR Ohio is not registered with the Securities and Exchange Commission as an investment company, but does operate in a manner consistent with Rule 2a7 of the Investment Company Act of 1940. Investments in STAR Ohio are valued at STAR Ohio's share price which is the price at which the investment could be redeemed.

(2) Receivables

Receivables at December 31, 2008 consist of property taxes, income taxes withheld by employers, other local taxes, accounts (billings for user charged services and fine monies collected by the Elyria Municipal Court which are initially accounted for in the Municipal Court Agency Fund), accrued interest on investments, rehabilitation loans (see Note 15 on page 74 for more detail), special assessments, amounts due from other funds which represents advances made by the General Fund to the Block Grant Fund, State Issue II Capital Projects and the Two Falls Trail Improvement Fund which will be repaid from monies to be received from other governments.

(3) Inventories and Prepaid Items

Inventory is valued at cost (specific identification method). The proprietary fund type inventories are capitalized and expensed when used (consumption method). In the governmental funds, inventory amounts are not significant and are recognized as an expenditure when purchased (purchase method).

Certain payments to vendors reflect costs applicable to future accounting periods and are recorded as prepaid items in both government-wide and proprietary fund financial statements.

(4) Capital Assets and Depreciation

General capital assets are those assets not specifically related to activities reported in the proprietary funds. These assets are reported in the governmental activities column of the government-wide statement of net assets. Capital assets used by proprietary funds are reported in both the business-type activities column of the government-wide statement of net assets and in the individual proprietary funds.

Capital assets, which include property, plant, equipment, utility distribution and collection systems (sewers) and infrastructure (e.g., streets, roads and bridges, etc.) are defined by the City as assets with an initial individual cost of \$5,000 or more and an estimated useful life in excess of two years. Such assets are recorded at historical cost or estimated historical cost where historical cost is not available. Estimated historical cost is based on replacement cost. Donated capital assets are recorded at estimated fair market value at the date of donation.

The costs of normal maintenance and repairs that do not add to the value of the asset or materially extend assets' lives are not capitalized.

Depreciation of capital assets is computed and recorded by the straight-line method. The estimated useful lives of the various classes of depreciable capital assets are as follows:

Buildings and Systems	20 – 40 years
Improvements	10 – 40 years
Utility Distribution and Collection Systems	40 – 80 years
Infrastructure	10 – 40 years
Machinery and Equipment	2 – 20 years

(5) Compensated Absences

Vacation benefits are accrued as a liability as the benefits are earned if the employees' rights to receive compensation are attributable to services already rendered and it is probable that the City will compensate employees for the benefit through time off or some other means. Sick leave benefits are accrued using the vesting method. The liability is based on the sick leave accumulated at December 31 by those employees who are currently eligible to receive termination payments and by those employees for whom it is probable they will become eligible to receive termination benefits in the future.

The portion of the liability not expected to be liquidated with expendable, available financial resources is not reported as a fund liability in the governmental fund financial statements, but is reported under the governmental activities column of the government-wide statement of net assets. The General Fund is typically used to liquidate the portion of the City's compensated absences liability pertaining to its governmental activities. The liability for business-type activities is reported under that column in the government-wide statement of net assets, as well as the individual proprietary fund to which they relate.

(6) Claims

As described in Note 4, the City is self-insured for employee health and workers' compensation benefits. The City recognizes a liability for such claims if information prior to the issuance of the financial statements indicates that it is probable that a liability has been incurred at the date of the financial statements and the amount of the loss can be reasonably estimated.

(7) Long-term Obligations

In the government-wide statements and proprietary fund types in the fund financial statements, long-term debt and other long-term obligations are reported as liabilities in the applicable governmental activities, business-type activities or proprietary fund type statement of net assets. Bond premiums and discounts, as well as issuance costs, are deferred and amortized over the life of the bonds using the effective interest method. Bonds payable are reported net of the applicable bond premiums or discount. Bond issuance costs are reported as deferred charges and amortized over the term of the related debt.

In the fund financial statements, governmental fund types recognize bond premiums and discounts, as well as bond issuance costs, during the current period. The face amount of debt issued is reported as other financing sources. Premiums received on debt issuances are reported as other financing sources while discounts on debt issuances are reported as other financing uses. Issuance costs, whether or not withheld from the actual debt proceeds received, are reported as debt service expenditures.

(8) Encumbrances

Encumbrances represent purchase commitments for goods and services that have not yet been received or provided. Encumbrance accounting is a form of budgetary control to ensure that appropriations are not exceeded. Encumbrances outstanding at year-end are reported as reservations of fund balances in the governmental fund types as the City will honor such commitments during the subsequent year.

(9) Fund Equity / Net Assets

In the fund financial statements, governmental funds report reservations of fund balance for amounts that are not available for appropriation or are legally restricted by outside parties for use for a specific purpose.

Net assets are the difference between assets and liabilities. Net assets invested in capital assets, net of related debt are capital assets, less accumulated depreciation and any outstanding debt related to the acquisition, construction or improvement of those assets. Net assets are reported as

restricted when there are legal limitations imposed on their use by City legislation or external restrictions by other governments, creditors or grantors.

(G) RECONCILIATION OF GOVERNMENT-WIDE AND FUND FINANCIAL STATEMENTS

The following details reconciling items between the governmental fund financial statements and the government-wide financial statements for the year ended December 31, 2008.

Reconciliation of Net Assets:

Long-term liabilities:

Special assessment bonds	\$ 4,057,031
General obligation bonds	27,285,924
State Issue II construction loans	481,251
Compensated absences	<u>5,364,199</u>
Total long-term liability adjustment	<u>\$ 37,188,405</u>

Reconciliation of Changes in Net Assets:

Capital outlay adjustment:

Government-wide capital outlay	\$ 15,058,562
Depreciation expense	<u>(4,365,073)</u>
Net adjustment for excess capital outlay	<u>\$ 10,693,489</u>

Issuance of Long-term Debt and Changes in

Compensated Absences:

Proceeds from long-term special assessment bonds	\$ (3,466,777)
Proceeds from State Issue II loan	(113,273)
Principal retired	1,566,464
Net change in compensated absences	<u>79,114</u>
Net adjustment for long-term debt activity	<u>\$ (1,934,472)</u>

Internal Service:

Change in net assets-fund financial statements	\$ (540,189)
Net adjustment to reflect the consolidation of internal service fund activities related to enterprise funds	<u>138,829</u>
Net adjustment for internal service	<u>\$ (401,360)</u>

NOTE 3 – ACCOUNTABILITY AND COMPLIANCE

(A) ACCOUNTABILITY

At December 31, 2008, the following funds had a deficit fund or net assets balance:

	<u>Deficit Balance</u>
Capital Projects Funds –	
State Issue II Capital Projects	411
Two Falls Trail Improvement	2,970

State Route 57 Rehabilitation	5,965
Energy Conservation	3,336,837
49 th Street Improvement	185,322

The deficits in the State Issue II and Two Falls Trail Improvement funds will be eliminated through the receipt of grant monies. The deficit in the State Route 57 Rehabilitation Fund balance will be eliminated through the receipt of monies from the City's General Bond Retirement Fund and/or the proceeds from the State Infrastructure Loan Bank Program. The deficit in the Energy Conservation Fund balance will be eliminated through the issuance of general obligation long-term bonds, the proceeds of which will be used to retire the outstanding general obligation notes in the City's Energy Conservation Fund. The deficit in the 49th Street Improvement Fund balance will be eliminated through the issuance of special assessment long-term bonds, the proceeds of which will be used to retire the outstanding general obligation notes in the City's 49th Street Improvement Fund.

The General Fund is liable for any deficits in these funds and provides transfers when cash is required, not when accruals occur. The deficit fund balances resulted from adjustments for accrued liabilities.

(B) LEGAL COMPLIANCE

Contrary to Section 5705.10 (H) of the Ohio Revised Code, the City had funds during the year that had negative cash balances. The funds were corrected by year-end. Management will conduct a closer monitoring of budgetary activity to ensure there are no negative cash balances in accordance with Ohio Revised Code 5705.10 (H).

NOTE 4 – RISK MANAGEMENT

The City utilizes two funds relating to its risk management program. Both funds have been classified as internal service funds.

(A) The Employees' Health Insurance Fund is used to account for the operations of the City's self-insured health plan. All City funds are charged a premium amount per employee covered by the Employees' Health Insurance Fund. The premium amounts are set by union contract and City ordinance. Claims and administrative fees are then paid out of the Employee Health Insurance Fund. The City pays premiums for specific stop-loss insurance coverage to insure against catastrophic claims over \$75,000 per individual.

(B) The Workers' Compensation Fund is used to account for the funding of the City's workers' compensation plan. During the period January 1, 1989 through December 31, 1997, the City was enrolled in a retrospective rating plan offered by the State of Ohio. Under the plan, the City is charged by the State of Ohio for claims paid, administrative fees, and a premium for individual claim limits and aggregate claim limits. All City funds are normally charged a premium amount per employee covered by the Workers' Compensation Fund. The premium amounts are set based on claims experience. Claims and administrative fees are paid to the State of Ohio. The City has a maximum yearly claim limit amount for all claims, which varies each policy year. Since January 1, 1998, the City has participated in the fully insured plan offered by the Bureau of Workers' Compensation of the State of Ohio.

(C) The City purchases insurance policies in varying amounts for general liability, vehicle liability, property damage, employee and public official's liability, professional liability for health department employees and errors and omissions. The City also pays unemployment claims to the State of Ohio as incurred. There were no significant changes in the City's insurance coverage during 2008.

(D) The changes in the liabilities for self-insured risks for the years ended December 31, 2008 and 2007 are as follows:

	Health Benefits	Workers' Compensation Benefits
Balance January 1, 2007	\$ 499,387	\$ 174,376
Included claims, net of changes in estimates	4,484,627	515,427
Payments	<u>(4,493,996)</u>	<u>(605,800)</u>
Balance December 31, 2007	490,018	84,003
Included claims, net of changes in estimates	4,992,927	693,503
Payments	<u>(4,937,045)</u>	<u>(687,388)</u>
Balance December 31, 2008	<u>\$ 545,900</u>	<u>\$ 90,118</u>

The liabilities above represent the City's best estimates based upon available information and the requirements of the GASB Statement No. 10, *Accounting and Financial Reporting for Risk Financing and Related Insurance Issues* and Statement No. 30, *Risk Financing Omnibus – an Amendment of GASB Statement No. 10*, and include an amount for claims that have been incurred but not reported. Claim liabilities are calculated considering the effects of inflation, recent claim settlement trends including frequency and amount of pay-outs, and other economic factors.

Settled claims have not exceeded the City's insurance coverage in any of the last three years.

NOTE 5 – CONTINGENCIES

(A) ENVIRONMENTAL MATTERS

- (1) The City is currently operating under a new National Pollution Discharge Elimination System permit which became effective on August 1, 2007.
- (2) The City continues to offer a sanitary lateral repair loan program to property owners with defective sanitary laterals, and continues to perform sanitary sewer rehabilitation under a bid maintenance contract.
- (3) The City has continued a City-wide Brownfields inventory with grant money obtained from the United States Environmental Protection Agency. The City has completed a Phase II Environmental Site Assessment on City-owned property on Elm Street. Additional grant funded work will continue in 2009.

- (4) The City has completed a sewer overflow characterization study that includes an outfall survey along all sections of the Black River within City limits, flow monitoring, hydraulic analysis, and water quality analysis.
- (5) Along with the Ohio Environmental Protection Agency, the City has resolved the issue of landfill gas at the Garden Street landfill which was closed in 1976.
- (6) The City has performed several activities related to the City's Storm Water Management Plan. These activities include public education and outreach, construction site run-off control, illicit discharge detection and post-construction site run-off control.
- (7) The City has initiated a project to upgrade the underground fueling station at the Central Maintenance Garage. This project will improve leak detection of underground equipment.
- (8) The City submitted its CSO Long-term Control Plan and Sewer Evaluation and Capacity Assurance Plan to the Ohio Environmental Protection Agency on December 1, 2008 for review and approval.
- (9) On July 3, 2008, the old General Industries factory located on Taylor Street was destroyed by a fire. The Ohio Environmental Protection Agency has determined that levels of asbestos are present in the rubble. The City has had a fence erected around the property to limit access to the site. The Ohio Environmental Protection Agency and the U.S. Environmental Protection Agency are working together to form a plan to clean up the site.

CONTINGENCIES UNDER GRANT PROGRAMS

The City participates in several federal grants which have been audited in accordance with the Single Audit Act (the "Act"). Provisions of the Act allow federal agencies to conduct any additional audit work necessary to carry out their responsibilities under federal law or regulations. Such federal audits could lead to a request for reimbursement to the grantor agency for any costs questioned as not being appropriate expenditures under the terms of the grants. At December 31, 2008, there were no questioned costs that had not been resolved with federal agencies. In the opinion of City officials, no material grant expenditures will be disallowed as a result of federal audits.

(B) JUDGMENTS AND CLAIMS

The City is party to various legal proceedings. The City's management is of the opinion that the ultimate outcome of such litigation will not result in a material adverse effect on the City's financial position.

NOTE 6 – POOLED AND SEGREGATED CASH, CASH EQUIVALENTS AND OTHER INVESTMENTS

Monies of the Court are deposited and maintained in individual, segregated bank accounts and invested in cash equivalents which are also specifically segregated. Monies of all other funds of the City are maintained or invested in a common group of bank accounts, in cash equivalents and other short-term investments. The common bank accounts and investments are displayed on the

accompanying statement of net assets and balance sheets as “Equity in pooled cash and cash equivalents” and “Investments” and the segregated amounts are separately disclosed.

The investment and deposit of City monies is governed by the provisions of the Charter, Codified Ordinances of the City, and the Ohio Revised Code. Accordingly, only financial institutions that qualify under Section 135.14 (M)(I) of the Ohio Revised Code are eligible to hold public deposits. The City may invest its monies in certificates of deposit, savings accounts, money market accounts, the state treasurer’s investment pool (“Star Ohio”), and obligations of the United States government or certain agencies thereof. The City may also enter into repurchase agreements with any eligible depository or any eligible dealer who is a member of the National Association of Securities Dealers for a period not exceeding thirty days.

Public depositories must give security for all public funds on deposit. These institutions may either specifically collateralize individual accounts in lieu of amounts insured by the Federal Deposit Insurance Corporation or may pledge a pool of government securities the face value of which is at least 105% of the total value of public monies on deposit at the institution. Repurchase agreements must be secured by the specific government securities upon which the repurchase agreements are based. These securities must be obligations of, or guaranteed by, the United States and mature or be redeemable within five years of the date of the related repurchase agreement. The market value of the securities subject to a repurchase agreement must exceed the value of the principal by 2% and be marked to market daily. State law does not require security for public deposits and investments to be maintained in the City’s name.

The City is prohibited from investing in any financial instrument, contract, or obligation whose value or return is based upon or linked to another asset or index, or both, separate from the financial instrument, contract, or obligation itself (commonly known as a “derivative”). The City is also prohibited from investing in reverse purchase agreements.

During 2008, the City complied with the provisions of these statutes pertaining to the types of investments held and institutions in which deposits were made, as well as the provisions of the statutes concerning security deposits. The City will continue to monitor compliance with applicable statutes in the future pertaining to its deposits and investments. At December 31, 2008, all of the City’s deposits and investments (excluding Star Ohio) were held by local banks or financial institutions that qualify under Section 135.14 (M)(I) of the Ohio Revised Code.

(A) DEPOSITS

At December 31, 2008, the carrying amount of the City’s pooled and segregated deposits was \$7,123,432 and the bank balance was \$7,596,041. Of the bank balance, \$1,250,000 was covered by federal depository insurance and \$6,346,041 was uninsured and uncollateralized as defined by the Governmental Accounting Standards Board. The uncollateralized deposits were, however, covered by a pledged collateral pool not held in the City’s name, as permitted under Ohio law.

(B) INVESTMENTS

Pursuant to Article 17 of the Charter of the City of Elyria, the Treasury Investment Board, which is comprised of the Mayor, the City Auditor, and the Administrative Legal Counsel is vested with the power to provide for the investment of all funds of the City in the manner provided by

the general laws of the State of Ohio. The Treasury Investment Board may and has delegated the responsibility of the purchase and sale of investments to the City Auditor.

It is the policy of the City to invest public funds in a manner which will provide the highest investment return with the maximum security, safety and preservation of principal while meeting the daily cash flow demands of the City. To the extent possible, the City attempts to match its investments with anticipated cash flow requirements.

At December 31, 2008 the fair value of the City's investments were as follows:

<u>Investment Type</u>	<u>Fair Value / Carry Value</u>
Repurchase Agreements	\$ 3,925,000
U.S. Agency Obligations	1,805,000
State Treasury Asset	
Reserve Fund (Star Ohio)	5,001,308
	<u>\$ 10,731,308</u>

Interest Rate Risk

In accordance with its investment policy, the City does not invest in securities that 1) mature more than five (5) years from the date of purchase if such securities bear interest at a fixed rate or 2) securities that mature more than two (2) years from the date of settlement if such securities bear interest at a variable rate. Other than these two requirements, the City has no written policy regarding interest rate risk.

At December 31, 2008, the City's investments had maturities as follows:

	<u>Average Maturity</u>
Less than 1 year	83.18%
1 to 5 years	16.82%

Credit Risk

State law limits investments in corporate debt to the top two ratings issued by nationally recognized statistical rating organizations. The City does not have a written policy limiting its corporate debt investments to the top ratings. However, Star Ohio and U.S. Agencies are rated AAA, which is the top rating available for those investment types. In addition, the underlying securities supporting the repurchase agreements in which the City invests are obligations of the U.S. government.

Custodial Credit Risk

For an investment, custodial credit risk is the risk that, in the event of the failure of the counter party, the City will not be able to recover the value of its investments or collateral securities that are in the possession of an outside party. As noted earlier, at December 31, 2008, the carrying amount of the City's deposits was \$7,123,432 and the bank balance was \$7,596,041. Of the bank balance \$1,250,000 was covered by federal depository insurance and \$6,346,041 was covered by pooled and /or pledged collateral, as allowed by the Ohio Revised Code, but not

necessarily held in the City's name (uncollateralized). The City has no written policy limiting the dollar amount of holdings by any single counterparty.

(C) RECONCILIATION TO COMBINED BALANCE SHEET CLASSIFICATION

A summary of the deposits and investments as of December 31, 2008 follows:

Deposits	\$ 7,123,432
Investments	<u>10,731,308</u>
TOTAL	<u><u>\$ 17,854,740</u></u>

Reconciliation to Financial Statements: Total cash and investments are reported as follows:

Government-wide Financial Statements

Unrestricted:

Equity in pooled cash and cash equivalents	\$ 13,835,156
Investments	<u>2,348,300</u>
	<u><u>\$ 16,183,456</u></u>

Fund Financial Statements

Balance Sheet - Governmental Funds:

Equity in pooled cash and cash equivalents	\$ 6,688,285
Investments	1,153,300

Statement of Net Assets - Proprietary Funds:

Cash and cash equivalents	7,146,871
Investments	<u>1,195,000</u>
Total Governmental and Proprietary Funds	16,183,456

Statement of Fiduciary Net Assets:

Equity in pooled cash and cash equivalents	908,727
Cash and cash equivalents - segregated accounts	577,857
Investments	<u>184,700</u>
	<u><u>\$ 17,854,740</u></u>

NOTE 7 – TAXES

(A) PROPERTY TAXES

Property taxes include amounts levied against all real, public utility, and tangible personal property located in the City. Taxes collected from real property (other than public utility) in one calendar year are levied on January 1 in the preceding calendar year on assessed values as of January 1 of that preceding year, the lien date. Assessed values are established by the County Auditor at 35% of appraised market value. All property is required to be revalued every six years. Three years after each revaluation all property values are reviewed and revised, as necessary, as part of a triannual update based on the reported sales of properties. The last revaluation was completed in 2006 and the last triannual update occurred in 2003. Real property taxes are payable annually or semi-annually. If paid annually, payment is due January 20; if paid semi-annually, the first payment is due January 20, with the remainder payable June 20. In certain instances, State statute permits earlier or later payment dates to be established.

Taxpayers (other than public utilities) become liable for tangible personal property taxes on January 1 of the current calendar year based on tax rates determined in the preceding year and

assessed values determined at the close of the most recent fiscal year of the taxpayer that ended on or before March 31 of that calendar year. Tangible personal property used in business (except for public utilities) is currently assessed for ad valorem taxation purposes at 25% of its true value. Amounts paid by multi-county taxpayers are due September 20. Single county taxpayers may pay annually or semi-annually. If paid annually, payment is due April 30; if paid semi-annually, the first payment is due April 30 with the remainder payable by September 20. Under Ohio law, personal property taxes do not attach as a lien on the personal property.

Public utility real and tangible personal property taxes collected in one calendar year are levied on January 1 in the preceding calendar year on assessed values determined as of January 1 of that preceding year, the lien date.

Public utility tangible personal property currently is assessed at varying percentages of its true value and public utility real property is assessed at 35% of its true (market) value. Public utility property taxes are payable on the same dates as real property taxes described above. The County Treasurer collects property taxes on behalf of all taxing districts in the County, including the City of Elyria. The County Auditor periodically remits to the City its portion of the taxes collected with final settlement in June and December for taxes payable in the first and second halves of the year, respectively.

Beginning in 2006, personal property taxes were reduced 25% per year for each of the next four years through 2009 at which point the tax will be eliminated. Telephone companies will switch from being public utility to general business taxpayers beginning in 2007. Over the next five years beginning in 2007, telephone property will phase out and be eliminated from taxation in 2011. The revenue from personal property tax was reimbursed to local governments beginning in 2006 from a new Commercial Activity Tax (CAT) collected by the State of Ohio. The City does not expect to suffer any significant negative impact in its tax receipts over the next five years as a result of this change.

The assessed value upon which the 2007 levy (collected in 2008) was based was approximately \$985.1 million. Ohio law limits unvoted property taxation, combined for all overlapping taxing authorities, to 10 mills. The City's current share of unvoted property tax is 4.2 mills of assessed value. The total property tax revenue recognized by the City during 2008 was \$3,993,165.

(B) INCOME TAXES

The City levies an income tax of 1.75% on substantially all income earned within the City. In addition, residents of the City are required to pay City income tax on income they earn outside the City; however, a 100% credit up to 1.75% is allowed for income taxes paid to other municipalities. Of the total income tax levy, 1.25% is a permanent tax levy, .25% of which is a special levy to be used only for law enforcement purposes. The remaining .5% of the total levy is a temporary levy enacted by a vote of the citizens which has been extended through June 2014. The proceeds from the special .25% levy are included in the Police Levy Special Revenue Fund. The remaining proceeds are included in the General Fund. Employers within the City are required to withhold income taxes on employee compensation and remit withholdings to the City at least quarterly. Corporations and other individual taxpayers are required to pay their estimated tax quarterly and file a declaration annually. The total income tax revenue recognized by the City during 2008 in the fund financial statements was \$21,577,317.

NOTE 8 – CAPITAL ASSETS AND DEPRECIATION

Capital asset activity for the year ended December 31, 2008 was as follows:

	Balance at January 1, 2008	Increases	Decreases	Balance at December 31, 2008
<u>Governmental activities</u>				
Not being depreciated:				
Land	\$ 6,184,200	\$	\$	\$ 6,184,200
Construction in progress	4,438,855	13,136,321	(3,467,239)	14,107,937
Subtotal	<u>10,623,055</u>	<u>13,136,321</u>	<u>(3,467,239)</u>	<u>20,292,137</u>
Other capital assets:				
Buildings and systems	37,766,384	14,000		37,780,384
Improvements	3,064,181	3,445,390		6,509,571
Utility distribution and collection systems	13,601,767			13,601,767
Infrastructure	55,249,598	1,478,539		56,728,137
Machinery and equipment	12,728,169	486,530	(374,351)	12,840,348
Subtotal	<u>122,410,099</u>	<u>5,424,459</u>	<u>(374,351)</u>	<u>127,460,207</u>
Accumulated depreciation:				
Buildings and systems	(9,481,269)	(1,094,988)		(10,576,257)
Improvements	(1,822,697)	(527,560)		(2,350,257)
Utility distribution and collection systems	(7,966,583)	(169,102)		(8,135,685)
Infrastructure	(29,072,576)	(1,923,713)		(30,996,289)
Machinery and equipment	(9,958,161)	(649,710)	374,351	(10,233,520)
Subtotal	<u>(58,301,286)</u>	<u>(4,365,073)</u>	<u>374,351</u>	<u>(62,292,008)</u>
Net other capital assets	<u>64,108,813</u>	<u>1,059,386</u>		<u>65,168,199</u>
Net capital assets	<u>\$ 74,731,868</u>	<u>\$ 14,195,707</u>	<u>\$ (3,467,239)</u>	<u>\$ 85,460,336</u>

Depreciation was charged to the functions as follows:

Governmental activities:	
Public safety	\$ 608,458
Health	39,555
Culture and recreation	328,818
Community environment	103,875
Highways and streets	2,012,456
General government	1,271,911
TOTAL	<u>\$ 4,365,073</u>

	Balance at January 1, 2008	Increases	Decreases	Balance at December 31, 2008
<u>Business-type activities</u>				
Not being depreciated:				
Land	\$ 656,488	\$	\$	\$ 656,488
Construction in progress	27,406	543,662	(15,538)	555,530
Subtotal	683,894	543,662	(15,538)	1,212,018
Other capital assets:				
Buildings	32,996,918	56,495		33,053,413
Improvements	27,184,961			27,184,961
Utility distribution and collection systems	55,368,446	613,810		55,982,256
Machinery and equipment	11,892,656	513,312		12,405,968
Subtotal	127,442,981	1,183,617		128,626,598
Accumulated depreciation:				
Buildings	(20,952,415)	(689,113)		(21,641,528)
Improvements	(24,625,831)	(1,148,621)		(25,774,452)
Utility distribution and collection systems	(18,846,651)	(982,988)		(19,829,639)
Machinery and equipment	(9,535,047)	(607,995)		(10,143,042)
Subtotal	(73,959,944)	(3,428,717)		(77,388,661)
Net other capital assets	53,483,037	(2,245,100)		51,237,937
Net capital assets	<u>\$ 54,166,931</u>	<u>\$ (1,701,438)</u>	<u>\$ (15,538)</u>	<u>\$ 52,449,955</u>

Depreciation was charged to the functions as follows:

Business-type activities:	
Water	\$ 1,124,248
Special Parks & Recreation	36,695
Sanitation	104,746
Wastewater Pollution Control	2,163,028
TOTAL	<u>\$ 3,428,717</u>

Construction in progress - The City has active construction projects as of December 31, 2008 under governmental activities of \$13,428,344 on the State Route 57 Rehabilitation Project, \$627,202 on a new aerial truck being built for the Elyria Fire Department and \$52,391 for various parks and recreation projects. The City also has active construction projects as of December 31, 2008 under business-type activities of \$323,042 on the Westside Headworks project at the City's Wastewater Pollution Control Plant, \$130,440 on the Middle Avenue Sewer project, \$90,180 on lift station rehabilitation projects and \$11,868 for various improvement projects at the Water Pumping Plant.

NOTE 9 – INTERFUND RECEIVABLES AND PAYABLES

The following balances at December 31, 2008 represent interfund receivables and payables:

<u>GOVERNMENTAL FUNDS</u>	<u>Interfund Receivables</u>	<u>Interfund Payables</u>
GENERAL FUND	\$ 28,034	\$
SPECIAL REVENUE FUNDS:		
Block Grant		24,691
CAPITAL PROJECTS FUND:		
State Issue II Projects		373
Two Falls Trail Improvements		2,970
	<u>\$ 28,034</u>	<u>\$ 28,034</u>

The governmental funds interfund balances represent grant program expenditures that had not been reimbursed as of December 31, 2008.

NOTE 10 – DEFINED BENEFIT PENSION PLANS

(A) EMPLOYEES AND PLANS

Full-time, permanent employees of the City and certain part-time employees belong to one of two state-operated, cost-sharing, multiple-employer pension plans. Non-uniformed employees are members of the Ohio Public Employees Retirement System (“OPERS”). Full-time police and fire personnel are members of the Ohio Police and Fire Pension Fund (“OP&F”). The Ohio Revised Code requires participation by the above mentioned employees. Elected officials participate in OPERS on a voluntary basis. The payrolls for employees covered by OPERS and OP&F for the year ended December 31, 2008 were \$19,463,963 and \$11,361,041, respectively. The City’s total payroll for 2008 was \$ 30,825,004.

(B) OHIO PUBLIC EMPLOYEES RETIREMENT SYSTEM

Plan Description – All employees of the City, other than police and fire personnel, are required to be members of OPERS, a cost-sharing, multiple-employer pension plan. OPERS administers three separate pension plans. The traditional plan is a cost-sharing, multiple-employer defined benefit pension plan. The member-directed plan is a defined contribution plan in which the member invests both member and employer contributions (employer contributions vest over five years at 20% per year). Under the member directed plan, members accumulate retirement assets equal to the value of the member and vested employer contributions plus any investment earnings. The combined plan is a cost-sharing, multiple-employer defined benefit pension plan that has elements of both a defined benefit and a defined contribution plan. Under the combined plan, employer contributions are invested by the retirement system to provide a formula retirement benefit similar to the traditional plan benefit. Member contributions, whose investment is self-directed by the member, accumulate retirement assets in a manner similar to the member directed plan.

OPERS provides retirement and disability benefits, annual cost of living adjustments, and death benefits to members of the traditional and combined plans. Members of the member directed plan do not qualify for ancillary benefits. Authority to establish and amend benefits is provided by State statute per Chapter 145 of the Ohio Revised Code. OPERS issues a stand-alone financial report that includes financial statements and required supplementary information. The financial report may be obtained by making a written request to the Ohio Public Employees Retirement System, 277 East Town Street, Columbus, Ohio 43215-4642 or by calling (614) 222-5601 or (800) 222-7377.

Funding Policy – The Ohio Revised Code provides statutory authority for employee and employer contributions. Employees are required to contribute 10.00% of their covered payroll to OPERS. The 2008 employer contribution rate for local government employer units was 14.00% of covered payroll including 7.00% that was used to fund postretirement health care benefits. The City’s total contributions to OPERS for pension benefits (excluding the amount relating to postretirement benefits) for the years ended December 31, 2008, 2007, and 2006 were \$1,365,427, \$1,599,885, and \$1,672,001 respectively, which equaled the required contribution for each year.

(C) OHIO POLICE AND FIRE PENSION FUND (OP&F)

OP&F provides retirement and disability benefits, annual cost of living adjustments, and death benefits to plan members and beneficiaries. Benefit provisions are established by the Ohio State Legislature and are codified in Chapter 742 of the Ohio Revised Code. The OP&F issues a publicly available financial report that includes financial information and required supplementary information for the plan. The report may be obtained by writing to OP&F, 140 East Town Street, Columbus, Ohio 43215-5164.

Members of the OP&F become partially vested after 15 years of service and fully vested after 25 years of service. Members are eligible for normal retirement benefits at age 48 with 25 years of service credit or at age 62 with 15 years of service credit. The normal retirement benefit is equal to 2.5 percent of annual earnings for each of the first 20 years of service, 2.0 percent for each of the next five years of service, and 1.5 percent for each year of service thereafter; however, this normal retirement benefit is not to exceed 72 percent of the members’ average annual salary for the three years during which total earnings were the greatest. Early retirement with reduced benefits is available to members with 15 years of service credit who have attained age 48 or 25 years from the date the member became a qualified employee. This reduced benefit is equal to 1.5% of the average annual salary multiplied by the number of complete years of service. Plan members are required to contribute 10.0% of their annual covered salary, while employers are required to contribute 19.5% and 24.0%, respectively, for police officers and firefighters. The City’s total contributions to OP&F for pension benefits (excluding the amount relating to postretirement benefits) for the years ended December 31, 2008, 2007, and 2006 were \$1,594,947, \$1,543,560, and \$1,449,038 respectively, which equaled the required contribution for each year.

(D) CONTRIBUTIONS TO THE PLANS

Contributions to the plans by State statute for the year ended December 31, 2008 are summarized as follows:

Plan/Contributor	<u>Statutorily Determined</u>	
	<u>Contribution Rate (%)</u>	<u>Contribution \$'s</u>
OP&F:		
Fire Personnel		
By City	24.00%	\$ 1,312,841
By Employees	<u>10.00%</u>	<u>547,018</u>
	<u>34.00%</u>	<u>1,859,859</u>
Police Personnel		
By City	19.50%	1,048,976
By Employees	<u>10.00%</u>	<u>589,088</u>
	<u>29.50%</u>	<u>1,638,064</u>
Less -		
Health Care Portion	(6.75%)	<u>(766,870)</u>
Total OP&F Contributions		<u>2,731,053</u>
OPERS:		
By City	14.00%	2,727,904
By Employees	<u>10.00%</u>	<u>1,946,399</u>
	<u>24.00%</u>	<u>4,674,303</u>
Less -		
Health Care Portion	(7.00%)	(1,362,477)
Total OPERS Contributions		<u>3,311,826</u>
TOTAL PENSION PLAN CONTRIBUTIONS		<u>\$ 6,042,879</u>

NOTE 11 – OTHER POSTEMPLOYMENT BENEFITS

OPERS:

In addition to the pension benefits described in Note 10, OPERS provides postretirement health care coverage to age and service retirees with ten or more years of qualifying Ohio service credits. Health care coverage for disability recipients and primary survivor recipients is also available. The health care coverage provided by the retirement system is considered an other postemployment benefit (OPEB) as described in GASB Statement No. 45, *Accounting and Financial Reporting by Employers for Post-employment Benefits other than Pensions*.

Plan Description. Ohio Public Employees Retirement System (OPERS) administers three separate pension plans: The Traditional Pension Plan – a cost-sharing, multiple-employer defined benefit pension plan, the Member-Directed Plan – a defined contribution plan, and the Combined Plan – a cost sharing, multiple-employer defined benefit pension plan that has elements of both a defined benefit and defined contribution plan.

OPERS maintains a cost-sharing multiple-employer defined benefit post-employment healthcare plan, which includes a medical plan, prescription drug program and Medicare Part B premium reimbursement, to qualifying members of both the Traditional Pension and the Combined Plans. Members of the Member-Directed Plan do not qualify for ancillary benefits, including post-employment health care-coverage.

In order to qualify for post-employment health care coverage, age-and-service retirees under the Traditional Pension and Combined Plans must have 10 or more years of qualifying Ohio service credit. Health care coverage for disability benefit recipients and qualified survivor benefit recipients is available. The health care coverage provided by OPERS meets the definition of an Other Post Employment Benefit (OPEB) as described in GASB Statement 45.

The Ohio Revised Code permits, but does not mandate, OPERS to provide OPEB benefits to its eligible members and beneficiaries. Authority to establish and amend benefits is provided in Chapter 145 of the Ohio Revised Code.

OPERS issues a stand-alone financial report. Interested parties may obtain a copy by writing OPERS, 277 East Town Street, Columbus OH 43215-4642, or by calling 514-222-5601 or 800-222-7377.

Funding Policy. The Ohio Revised Code provides the statutory authority requiring public employers to fund retirement health care through their contributions to OPERS. A portion of each employer's contribution to OPERS is set aside for the funding of post retirement health care benefits.

Employer contribution rates are expressed as a percentage of the covered payroll of active members. In 2008, state and local employers contributed at a rate of 14.00% of covered payroll, and public safety and law enforcement employers contributed at 17.40%. The Ohio Revised Code currently limits the employer contribution to a rate not to exceed 14.0% of covered payroll for state and local employer units and 18.1% of covered payroll for law and public safety employer units. Active members do not make contributions to the OPEB Plan. OPERS' Post Employment Health Care plan was established under, and is administered in accordance with, Internal Revenue Code 401(h). Each year, the OPERS Retirement Board determines the portion of the employer contribution rate that will be set aside for funding of post employment health care benefits. For 2008, the employer contribution allocated to the health care plan was 7.0% of covered payroll. The OPERS Retirement Board is also authorized to establish rules for the payment of a portion of the health care benefits provided, by the retiree or their surviving beneficiaries. Payment amounts vary depending on the number of covered dependents and the coverage selected.

The City's actual contributions to OPERS for the years ending December 31, 2008, 2007, and 2006 were \$2,727,904, \$2,652,497, and \$2,489,827, respectively, of which \$1,362,477, \$1,052,612, and \$817,826 was used to fund postemployment benefits.

The Health Care Preservation Plan (HCPP) adopted by the OPERS Retirement Board on September 9, 2004, was effective on January 1, 2007. Member and employer contribution rates increased as of January 1, 2006, January 1, 2007 and January 1, 2008 which allowed additional funds to be allocated to the health care plan.

OP&F:

Plan Description. The City of Elyria contributes to the Ohio Police and Fire Pension Fund (OP&F) sponsored health care program, a cost-sharing multiple-employer defined postemployment health care plan administered by OP&F. OP&F provides healthcare benefits including coverage for medical, prescription drugs, dental, vision, Medicare Part B Premium and long term care to retirees, qualifying benefit recipients and their eligible dependents.

OP&F provides access to post-retirement health care coverage for any person who receives or is eligible to receive a monthly service, disability, or survivor benefit check or is a spouse or eligible dependent child of such person. The health-care coverage provided by OP&F meets the definition of an Other Post Employment Benefit (OPEB) as described in GASB Statement 45.

The Ohio Revised Code allows, but does not mandate OP&F to provide OPEB benefits. Authority for the OP&F Board of Trustees to provide health care coverage to eligible participants and to establish and amend benefits are codified in Chapter 742 of the Ohio Revised Code.

OP&F issues a publicly available financial report that includes financial information and required supplementary information for the Plan. That report may be obtained by writing to OP&F, 140 East Town Street, Columbus OH 43215-5164.

Funding Policy. The Ohio Revised Code provides for contribution requirements of the participating employers and of plan members to the OP&F (defined benefit pension plan). Participating employers are required to contribute to the pension plan at rates expressed as percentages of the payroll of active pension plan members, currently, 19.50% and 24.00% of covered payroll for police and fire employers, respectively. The Ohio Revised Code states that the employer contribution may not exceed 19.50% of covered payroll for police employer units and 24.00% of covered payroll for fire employer units. Active members do not make contributions to the OPEB Plan.

OP&F maintains funds for health care in two separate accounts. One for health care benefits under an IRS Code Section 115 trust and one for Medicare Part B reimbursements administrated as an Internal Revenue Code 401(h) account, both of which are within the defined benefit pension plan, under the authority granted by the Ohio Revised Code to the OP&F Board of Trustees.

The Board of Trustees is authorized to allocate a portion of the total employer contributions made into the pension plan to the Section 115 trust and the Section 401(h) account as the employer contribution for retiree health care benefits. For the year ended December 31, 2008, the employer contribution allocated to the health care plan was 6.75% of covered payroll. The amount of employer contributions allocated to the health care plan each year is subject to the Trustees' primary responsibility to ensure that pension benefits are adequately funded and is limited by the provisions of Sections 115 and 401(h).

The OP&F Board of Trustees also is authorized to establish requirements for contributions to the health care plan by retirees and their eligible dependents, or their surviving beneficiaries. Payment amounts vary depending on the number of covered dependents and the coverage selected.

The City of Elyria's contributions to OP&F for the years ending December 31, 2008, 2007, and 2006 were \$2,361,817, \$2,246,439, and \$2,253,319, respectively, of which \$766,870, \$702,879, and \$804,281, respectively, was allocated to the healthcare plan.

NOTE 12 – DEFERRED COMPENSATION PROGRAMS

The City's employees and elected officials participate in three deferred compensation plans created in accordance with Internal Revenue Code Section 457. Participation is on a voluntary payroll deduction basis. The plans permit deferral of compensation until future years. The deposits under the plans are forwarded to trustees. Under the terms of the plans, the deferred compensation is not available to employees until termination, retirement, death, or unforeseeable emergency.

All amounts of compensation deferred under the plans, all property and rights purchased with those amounts, and all income attributable to those amounts, property, or rights are solely the property and rights of the plans' participants and their beneficiaries. The plan agreements state that the City has no fiduciary responsibility under the plans with the exception of fraud or wrongful taking.

The amount on deposit in the plans is not reflected in the government-wide statement of net assets as of December 31, 2008 because it is held in trust for the exclusive benefit of plan participants and their beneficiaries.

NOTE 13 – DEBT, NOTES, AND OTHER LONG-TERM OBLIGATIONS

The original issue date, maturity date, interest rate, and original issuance amount for each of the City's bonds, notes, and other long-term obligations outstanding as of December 31, 2008 is listed below:

GOVERNMENTAL ACTIVITIES	Original Issue Date	Maturity Date	Interest Rate	Original Issue Amount
Special Assessment Debt				
Ford Road Improvement Bonds	1992	2013	6.350%	\$ 850,000
Sewer Overflow Elimination Bonds	1994	2009	7.375	96,626
Murray Ridge Watermain Bonds	1994	2009	7.375	103,507
Griswold Road Improvement Bonds	1995	2015	5.875	475,000
Westway Garden Improvement Bonds	1996	2008	5.295	1,440,000
Chesnut Commons Improvement Bonds	2008	2023	4.430	3,466,777
General Obligation Debt				
Recreational Facilities Bonds	1999	2009	3.150	1,870,000
Fire Station Construction Bonds	1999	2012	3.150	1,720,000
Police and Fire Pension Liability Bonds	1999	2023	3.150	1,285,000
Schaden Road State Issue II Loan	1999	2009	0.000	72,312
Middle Avenue State Issue II Loan	1999	2009	0.000	67,809
E. Broad St./St. Route 57 State Issue II Loan	2000	2010	0.000	43,414
Murray Ridge Rd./Garford Ave. State Issue II Loan	2001	2012	0.000	138,234
City Hall Construction Bonds	2001	2026	4.750	8,200,000
David Drive/Gulf Road State Issue II Loan	2002	2013	0.000	114,118
Various Purpose Improvement Bonds	2005	2022	4.410	9,592,856
Industrial Parkway Bonds	2005	2024	4.410	6,831,910
West Ave./Lake Ave. State Issue II Loan	2006	2016	0.000	12,726
Third St. Storm Sewer State Issue II Loan	2006	2026	0.000	172,785
City Hall Construction Notes	2007	2008	4.250	700,000
Fire Pumper Notes	2007	2008	4.250	450,000
State Route 57 Rehabilitation Notes	2007	2008	4.250	710,000
Chestnut Commons Construction Notes	2007	2008	4.000	3,430,000
Energy Conservation Notes	2007	2008	4.000	3,600,000
Municipal Court Construction Bonds	2007	2032	4.000	9,539,445
Gulf Road State Issue II Loan	2007	2018	0.000	126,944
Fire Truck Notes	2008	2009	3.000	1,500,000
Energy Conservation Notes	2008	2009	2.500	3,600,000
49th Street Improvement Notes	2008	2009	2.500	230,000
Bellfield Avenue State Issue II Loan	2008	2019	0.000	113,273
BUSINESS-TYPE ACTIVITIES				
	Original Issue Date	Maturity Date	Interest Rate	Original Issue Amount
General Obligation Debt				
Wastewater Plant Improvement OWDA Loan	1986	2014	8.480%	\$ 17,125,478
Westside Interceptor Sewer OWDA Loan	1987	2009	7.110	11,695,507
Water System Improvement Bonds	1999	2019	4.228	1,440,000
Murray Ridge Watermain Bonds	1994	2009	7.375	244,867
Waterworks System Improvement Bonds	2005	2030	4.410	6,404,109
Water Pumping Improvement Bonds	2006	2026	4.175	1,637,987
Wastewater Pollution Control Improvement Bonds	2006	2026	4.175	3,685,188
Water System Improvement Notes	2007	2008	4.000	1,250,000
Refuse Packer Notes	2007	2008	4.250	110,000
Water System Improvement Notes	2007	2008	4.000	600,000
Water System Improvement Notes	2008	2009	2.500	2,550,000
Wastewater System Improvement Notes	2008	2009	2.500	3,000,000

A listing of changes in the bonds, notes and other long-term obligations of the City for the year ended December 31, 2008 are as follows:

GOVERNMENTAL ACTIVITIES

	Balance <u>January 1, 2008</u>	<u>Additions</u>	<u>(Reductions)</u>	Balance <u>December 31, 2008</u>
<u>Special Assessment Debt:</u>				
6.35% 1992 Ford Road Improvement Bonds Due 2013	\$ 365,000	\$	\$ (50,000)	\$ 315,000
7.375% 1994 Sewer Overflow Elimination Bonds Due 2009	18,470		(8,684)	9,786
7.375% 1994 Murray Ridge Watermain Bonds Due 2009	19,772		(9,304)	10,468
5.875% 1995 Griswold Road Improvement Bonds Due 2015	285,000		(30,000)	255,000
5.295% 1996 Westway Garden Improvement Bonds Due 2008	155,000		(155,000)	
4.43% 2008 Chestnut Commons Improvement Bonds Due 2023		<u>3,466,777</u>		<u>3,466,777</u>
Total Special Assessment Debt	<u>843,242</u>	<u>3,466,777</u>	<u>(252,988)</u>	<u>4,057,031</u>
<u>General Obligation Bonds And Construction Loans:</u>				
3.15% - 4.25% 1999 Recreational Facilities Bonds Due 2009	420,000		(205,000)	215,000
3.15% - 4.45% 1999 Fire Station Construction Bonds Due 2012	890,000		(165,000)	725,000
3.15% - 5.00% 1999 Police and Fire Pension Liability Bonds Due 2023	985,000		(45,000)	940,000
4.75% 2001 City Hall Construction Bonds Due 2026	6,910,000		(245,000)	6,665,000
4.41% 2005 Various Purpose Bonds Due 2022	8,185,736		(438,560)	7,747,176
4.41% 2005 Industrial Parkway Bonds Due 2024	1,603,024		(66,943)	1,536,081
4.00% 2007 Municipal Court Construction Bonds Due 2032	<u>9,539,445</u>		<u>(81,778)</u>	<u>9,457,667</u>
Total General Obligation Bonds	<u>28,533,205</u>		<u>(1,247,281)</u>	<u>27,285,924</u>
0.00% 1999 State Issue II Loan Schaden Road Due 2009	7,233		(7,233)	
0.00% 1999 State Issue II Loan Middle Avenue Due 2009	6,780		(6,780)	
0.00% 2000 State Issue II Loan E. Broad St. / State Rt. 57 Intersection Due 2010	10,856		(4,341)	6,515
0.00% 2001 State Issue II Loan Murray Ridge Rd. / Garford Ave. Due 2012	55,296		(13,823)	41,473
0.00% 2002 State Issue II Loan David Drive / Gulf Road Due 2013	57,058		(11,412)	45,646

(Continued on subsequent page)

GOVERNMENTAL ACTIVITIES (continued)

General Obligation Bonds And Construction Loans (continued):	Balance January 1, 2008	Additions	(Reductions)	Balance December 31, 2008
0.00% 2006 State Issue II Loan West Ave. / Lake Ave. Due 2016	10,180		(1,273)	8,907
0.00% 2006 State Issue II Loan Third Street Storm Sewer Due 2026	159,826		(8,639)	151,187
0.00% 2007 State Issue II Loan Gulf Road Due 2018	126,944		(12,694)	114,250
0.00% 2008 State Issue II Loan Bellfield Ave. Due 2019		113,273		113,273
Total Construction Loans	434,173	113,273	(66,195)	481,251
Total General Obligation Bonds And Construction Loans	\$ 28,967,378	\$ 113,273	\$ (1,313,476)	\$ 27,767,175
<u>General Obligation Bond Anticipation Notes</u>				
<u>Capital Projects Notes Payable</u>				
4.25% City Hall Construction Notes Due July 2008	700,000		(700,000)	
4.25% Fire Pumper Notes Due July 2008	450,000		(450,000)	
4.25% State Route 57 Rehabilitation Notes Due July 2008	710,000		(710,000)	
4.00% Chestnut Commons Construction Notes Due October 2008	3,430,000		(3,430,000)	
4.00% Energy Conservation Notes Due October 2008	3,600,000		(3,600,000)	
3.00% Fire Truck Notes Due July 2009		1,500,000		1,500,000
2.50% Energy Conservation Notes Due September 2009		3,600,000		3,600,000
2.50% 49th Street Improvement Notes Due September 2009		230,000		230,000
Total Capital Projects Notes Payable	\$ 8,890,000	\$ 5,330,000	\$ (8,890,000)	\$ 5,330,000
<u>Other Obligations</u>				
Compensated absences - non-current portion	\$ 5,443,313	\$ 173,346	\$ (252,460)	\$ 5,364,199
Total Other Obligations	\$ 5,443,313	\$ 173,346	\$ (252,460)	\$ 5,364,199
TOTAL GOVERNMENTAL ACTIVITIES DEBT AND OTHER LONG-TERM OBLIGATIONS	\$ 44,143,933	\$ 9,083,396	\$ (10,708,924)	\$ 42,518,405

(Continued on subsequent page)

BUSINESS-TYPE ACTIVITIES

General Obligation Bonds And Construction Loans:	Balance January 1, 2008	Additions	(Reductions)	Balance December 31, 2008
8.48% 1986 OWDA Loan Wastewater Plant Improvement Due 2014	\$ 8,084,304	\$	\$ (985,027)	\$ 7,099,277
7.11% 1987 OWDA Loan Westside Interceptor Sewer Due 2009	1,524,974		(1,005,003)	519,971
4.2275% 1999 Water System Improvement Bonds Due 2019	1,000,000		(65,000)	935,000
7.375% 1994 Murray Ridge Watermain Bonds Due 2009	46,755		(22,012)	24,743
4.41% 2005 Waterworks System Improvement Bonds Due 2030	6,080,781		(169,164)	5,911,617
4.175% 2006 Water Pumping Improvement Bonds Due 2026	1,582,338		(55,649)	1,526,689
4.175% 2006 Wastewater Pollution Control Improvement Bonds Due 2026	<u>3,558,679</u>		<u>(126,509)</u>	<u>3,432,170</u>
Total General Obligation Bonds And Construction Loans	<u>21,877,831</u>		<u>(2,428,364)</u>	<u>19,449,467</u>
<u>General Obligation Bond Anticipation Notes</u>				
4.25% Refuse Packer Notes Due July 2008	110,000		(110,000)	
4.00% Water System Improvement Notes Due October 2008	1,250,000		(1,250,000)	
4.00% Wastewater System Improvement Notes Due October 2008	600,000		(600,000)	
2.50% Water System Improvement Notes Due September 2009		2,550,000		2,550,000
2.50% Wastewater System Improvement Notes Due September 2009		<u>3,000,000</u>		<u>3,000,000</u>
Total General Obligation Bond Anticipation Notes	<u>1,960,000</u>	<u>5,550,000</u>	<u>(1,960,000)</u>	<u>5,550,000</u>
<u>Other Obligations</u>				
Compensated absences - non-current portion	1,329,672	201,635	(232,395)	1,298,912
Capital lease	<u>245,264</u>		<u>(32,504)</u>	<u>212,760</u>
Total Other Obligations	<u>1,574,936</u>	<u>201,635</u>	<u>(264,899)</u>	<u>1,511,672</u>
TOTAL BUSINESS ACTIVITIES DEBT AND OTHER LONG-TERM OBLIGATIONS	<u>\$ 25,412,767</u>	<u>\$ 5,751,635</u>	<u>\$ (4,653,263)</u>	<u>\$ 26,511,139</u>

All notes have been issued in anticipation of long-term financing. Ohio Law permits the issuance and renewal of bond anticipation notes such that the notes may remain outstanding for twenty years consecutively before such notes must be retired either from available funds of the City or from the proceeds of bonds issued to redeem the anticipation notes. If such notes and renewals of such notes remain outstanding for a period in excess of five years, any such period in

excess of five years must be deducted from the permitted maximum maturity of bonds anticipated. Furthermore, a certain portion of the principal amount of such notes must be retired in the amounts and at the times that would have been required for payment of principal maturities on the bonds anticipated as if the bonds had been issued at the expiration of the initial five-year period.

FUTURE DEBT SERVICE REQUIREMENTS

A summary of the City's future debt service requirements for its bond and note obligations as of December 31, 2008 follows:

GOVERNMENTAL ACTIVITIES

Due In	Special Assessment Debt		Other Bonds, Notes and Construction Loans	
	Principal	Interest	Principal	Interest
2009	\$ 287,779	\$ 174,841	\$ 6,829,827	\$ 1,331,818
2010	277,452	163,455	1,323,623	1,138,507
2011	292,452	152,235	1,371,453	1,090,978
2012	297,452	140,242	1,407,624	1,041,150
2013	312,452	128,100	1,261,214	988,780
Thereafter	2,589,444	691,780	20,903,434	7,855,528
TOTALS	\$ 4,057,031	\$ 1,450,653	\$ 33,097,175	\$ 13,446,761

BUSINESS-TYPE ACTIVITIES

Due In	OWDA Loans		Other Bonds and Notes	
	Principal	Interest	Principal	Interest
2009	\$ 1,588,528	\$ 533,122	\$ 6,011,065	\$ 650,452
2010	1,159,171	422,150	451,322	494,516
2011	1,257,469	341,008	471,322	477,381
2012	1,364,102	252,986	481,322	459,419
2013	1,479,778	157,498	506,322	441,006
Thereafter	770,200	53,690	9,458,866	3,697,702
TOTALS	\$ 7,619,248	\$ 1,760,454	\$ 17,380,219	\$ 6,220,476

All bonds and notes are backed by the full faith and credit of the City. While special assessments have been levied to pay the debt service of the special assessment bonds, the bonds are also backed by the full faith and credit of the City. No reserve or sinking fund has been established to cover defaults by property owners. Although the bonds and notes of the enterprise funds are general obligations of the City, the City's policy is to have the debt serviced by the revenues of the respective enterprise funds. The Ohio Water Development Authority construction loans are secured by the revenues of the City's wastewater treatment operations. The loans require, among other things, that the City charge sufficient rates and fees for wastewater treatment services to enable the revenues to service the loan principal and interest payments and provide resources for the payment of the necessary operating and maintenance expenses of the facility. The City was not required to pledge the general resources or general credit of the City to secure the repayment of the loans.

Under the Uniform Bond Act of the Ohio Revised Code, at December 31, 2008, the City had the capacity to issue approximately \$ 3,110,166 of additional, unvoted general obligation debt.

Long-term liability activity excluding activity pertaining to short-term Capital Projects bond anticipation notes payable for the year ended December 31, 2008, was as follows:

	Balance January 1, 2008	Additions	Reductions	Balance December 31, 2008	Amount Due in One Year
Governmental Activities:					
Bonds Payable					
General Obligation Bonds	\$ 28,533,205	\$	\$ (1,247,281)	\$ 27,285,924	\$ 1,446,981
Special Assessment Bonds with Government Commitment	843,242	3,466,777	(252,988)	4,057,031	287,779
Total Bonds Payable	<u>29,376,447</u>	<u>3,466,777</u>	<u>(1,500,269)</u>	<u>31,342,955</u>	<u>1,734,760</u>
State Issue II					
Construction Loans	434,173	113,273	(66,195)	481,251	57,846
Compensated Absences	<u>5,443,313</u>	<u>173,346</u>	<u>(252,460)</u>	<u>5,364,199</u>	<u>316,135</u>
Total Governmental Activities Long-Term Liabilities	<u>\$ 35,253,933</u>	<u>\$ 3,753,396</u>	<u>\$ (1,818,924)</u>	<u>\$ 37,188,405</u>	<u>\$ 2,108,741</u>
Business-Type Activities					
General Obligation Bonds	\$ 12,268,553	\$	\$ (438,334)	\$ 11,830,219	\$ 461,065
OWDA Loans	9,609,278		(1,990,030)	7,619,248	1,588,528
Capital Lease	245,264		(32,504)	212,760	32,504
Compensated Absences	<u>1,329,672</u>	<u>201,635</u>	<u>(232,395)</u>	<u>1,298,912</u>	<u>80,243</u>
Total Business-Type Activities Long-Term Liabilities	<u>\$ 23,452,767</u>	<u>\$ 201,635</u>	<u>\$ (2,693,263)</u>	<u>\$ 20,961,139</u>	<u>\$ 2,162,340</u>

NOTE 14 – COMMITMENTS

The City has entered into an agreement for the purchase of a new aerial fire truck at a cost of \$923,779. \$500,000 of the cost was paid at the time of order to obtain a discounted price. The remaining \$423,779 will be paid when the City accepts the truck at completion. Short-term general obligation bond anticipation notes were issued to fund this purchase and will be repaid from the General Bond Retirement Fund.

The City has entered into a contract for the purchase of a new fire pumper truck at a cost of \$269,890. Short-term general obligation bond anticipation notes were issued to fund this purchase and will be repaid from the General Bond Retirement Fund.

The City has entered into a contract for the cleaning out of water mains at various locations in the City at a cost of \$358,979. Short-term general obligation bond anticipation notes were issued to fund this project and will be repaid from the Water Fund.

The City has entered into a contract for the rehabilitation of the Head Works Building at the Wastewater Pollution Control Plant at a cost of \$1,981,000. Short-term general obligation bond anticipation notes were issued to fund this project and will be repaid from the Wastewater Pollution Control Fund.

NOTE 15 – REHABILITATION LOANS

In the Block Grant and Comprehensive Housing Improvement Program Grant Special Revenue Funds, rehabilitation loans represent non-interest bearing loans made under the City's federal community development block grant to qualifying citizens for the rehabilitation of residential property within the City. In the Wastewater Pollution Control Enterprise Fund, rehabilitation loans represent non-interest bearing loans made under the City's sewer lateral program for the rehabilitation of sanitary sewer laterals within the City. The loans are secured by mortgages against the individual residences and are not due until the earlier of the following:

- 1.) The sale of the home.
- 2.) The death of the owner of the home.

NOTE 16 – NEW ACCOUNTING STANDARDS

For 2008, the City implemented Governmental Accounting Standards Board (GASB) Statement No. 45, *Accounting and Financial Reporting by Employers for Postemployment Benefits Other Than Pensions (OPEB)*, GASB Statement No. 49, *Accounting and Financial Reporting for Pollution Remediation Obligations*, and GASB Statement No. 50, *Pension Disclosures*.

GASB Statement No. 45 improves the relevance and usefulness of financial reporting by requiring systematic, accrual-basis measurement and recognition of OPEB costs over a period that approximates employees' years of service and providing information about actuarial accrued liabilities associated with OPEB and whether and to what extent progress is being made in funding the plan. The City has determined that the adoption of this statement did not have an impact on the City's financial statements; however, note disclosures related to post-employment benefits have been modified. An OPEB liability at transition was determined in accordance with this Statement for both the OPERS and OP&F post-employment healthcare plans in the amount of \$15,057 and \$41,550, respectively, which are the same as the previously reported liabilities.

GASB Statement No. 49 provides guidance on how to calculate and report costs and obligations associated with pollution cleanup efforts.

GASB Statement No. 50 requires employers contributing to defined benefit pension plans to include the legal or contractual maximum contributions rates in the notes to the financial statements.

In June 2007, the GASB issued Statement No. 51, *Accounting and Financial Reporting for Intangible Assets*. This Statement provides guidance regarding the identification, accounting and reporting intangible assets. The requirements of this Statement are effective for financial statements for periods beginning after June 15, 2009. The City has not determined the impact, if any, that this Statement will have on its financial statements or disclosures.

During 2008, the City implemented GASB Statement No. 52, *Land and Other Real Estate Held as Investments by Endowments*. This Statement establishes standards for accounting and financial reporting for land and other real estate held as investments by endowments. The City has no endowments and thus the implementation of this Statement had no impact on the City's financial statements or disclosures.

In June 2008, the GASB issued Statement No. 53, *Accounting and Financial Reporting for Derivative Instruments*. This Statement provides guidance regarding the accounting and reporting of derivative instruments. The requirements of this Statement are effective for financial statements for periods beginning after June 15, 2009. The City has not determined the impact, if any, that this Statement will have on its financial statements or disclosures.

In February 2009, the GASB issued Statement No. 54, *Fund Balance Reporting and Governmental Fund Type Definitions*. This Statement establishes fund balance classifications based primarily on the extent to which a government is bound by constraints on the use of resources reported in the governmental funds. The requirements of this Statement are effective for financial statements for periods beginning after June 15, 2010. The City has not determined the impact, if any, that this Statement will have on its financial statements or disclosures.

NOTE 17 – TRANSFERS

Transfer-in

<u>State Route 57 Rehabilitation Fund</u>	<u>Other Governmental Funds</u>
\$49,223	\$754,686

Transfer-out

<u>General Fund</u>	<u>Other Governmental Funds</u>
\$82,223	\$721,686

Interfund transfers included \$30,000 from the General Fund to the Food Service Operations Fund to meet operating needs, \$3,000 from the General Fund to the Swimming Pool Inspection Fund to meet operating needs, \$49,223 from the General Fund to the State Route 57 Rehabilitation Fund for capital needs, \$11,686 from the Cemetery Trust Fund to the Cemetery Maintenance and Improvement Fund which represents investment earnings that are required to be transferred and spent for maintenance of the cemeteries per the trust agreement, \$700,000 from the General Bond Retirement Fund to the Municipal Building Construction Fund to retire short-term bond anticipation notes that were issued for the construction of the new City Hall and \$10,000 from the Muni Court Special Collections Fund to the Muni Court Security Fund for operating needs as ordered by the Elyria Municipal Court judges. The difference between transfers-in and transfers-out represents transfers made from the Unclaimed Monies Agency Fund and Consumer Deposits Agency Fund to the General Fund and enterprise funds, respectively.

NOTE 18 – SUBSEQUENT EVENT

On January 5, 2009, Elyria City Council passed legislation increasing water rates annually beginning in 2009 through 2028 in response to a report received from a consultant that identified approximately \$154 million of capital improvements needed for the City's water system. The rate increases as recommended in the consultant's report and approved by Council will increase water rates measured against a 2008 baseline approximately 120% by 2013, 187% by 2018, 249% by 2023 and 325% by 2028.

On January 5, 2009, Elyria City Council passed legislation increasing sewer rates annually beginning in 2009 through 2028 in response to a report received from a consultant that identified approximately \$105 million of capital improvements needed for the City's sewer system. The rate increases as recommended in the consultant's report and approved by Council will increase sewer rates measured against a 2008 baseline approximately 26% by 2013, 55% by 2018, 91% by 2023 and 136% by 2028.

On January 5, 2009, Elyria City Council passed legislation increasing sanitation rates (refuse collection) annually beginning in 2009 through 2013 in response to a report presented by the City administration outlining the future of refuse collection in Elyria. Whether the City continues to collect refuse as it currently does or changes to the cart system, new garbage trucks will need to be purchased. The rate increases as recommended by the administration and approved by Council will increase sanitation rates measured against a 2008 baseline approximately 37% by 2013.

Nonmajor Governmental Funds

SPECIAL REVENUE FUNDS

Special Revenue Funds are established to account for the proceeds of specific revenue sources (other than amounts relating to expendable trust or restricted for major capital projects or debt service) that are restricted to expenditure for specified purposes.

* * * * *

Street Construction, Maintenance and Repair

Required by State law to account for the portion of gasoline taxes and motor vehicle license fees that are designated for maintenance of streets within the City.

State Highway

Required by State law to account for the portion of gasoline taxes and motor vehicle license fees that are designated for maintenance of State highways within the City.

Fire Pension

To accumulate property taxes levied for the payment of amounts due for fire fighters to the state administered disability and pension fund.

Police Pension

To accumulate property taxes levied for the payment of amounts due for police to the state administered disability and pension fund.

Health Grant

Required by State law to account for grant monies designated for use by the Health Department of the City.

Municipal Motor Vehicle Tax

Required by State law to account for local license fees designated for the maintenance of streets within the City.

Block Grant

To account for monies received from the Federal government designated for community development within the City.

Comprehensive Housing Improvement Program ("C.H.I.P.") Grant

To account for monies received from the Federal government designated for home rehabilitation within the City.

Chestnut Commons Tax Increment Financing

To account for tax increment financing payments received in lieu of property taxes from property owners in the Chestnut Commons commercial development designated for debt service on the debt associated with the improvements to this development.

SPECIAL REVENUE FUNDS (continued)

USEPA Brownfield Grant

To account for monies received from the United States Environmental Protection Agency designated for assessment of possible brownfield sites within the City.

Muni Court Technology

To account for revenue received from fees on court cases that are restricted for the computerization of the Clerk of Municipal Courts office.

Muni Court Security

To account for revenue received from fees on court cases that are restricted for court security.

Muni Court Construction/Improvement

To account for revenue received from fees on court cases that are restricted for the construction of the Municipal Court building.

Special Parking Fines

Permitted by State law to account for the collection of fines imposed for disabled parking violations that are restricted for use in support of persons with disabilities.

Legal Research and Court Computerization

To account for revenue received from fees on court cases that are restricted for legal research for, and computerization of, the offices of the Municipal Judges and Municipal Court.

Special Court Maintenance

To account for revenue received from fees on court cases that are restricted for use on maintenance of the Municipal Court building.

Muni Court Special Collections

To account for revenue received from fees on court cases that are restricted for use in collecting delinquent fines.

Food Service Operations

Required by State law to account for the portion of license fees that is designated for inspection of food establishments within the City.

Dental Health Grant

Required to account for grant monies designated for use by the Health Department of the City for dental health care.

Household Sewage Disposal Permit Fee

To account for the revenues and expenditures of administering and enforcing the standards prescribed for the siting, design, installation, operation, monitoring, maintenance and abandonment of household sewage treatment systems not connected to a sanitary sewerage system.

SPECIAL REVENUE FUNDS (continued)

Manufactured Home/Park Placement Fee

To account for revenue received from annual license fees collected for operating a manufactured home or recreational vehicle park.

Special Traffic Magistrate

To account for revenue received from fees on court cases that are restricted for employing a traffic magistrate.

Swimming Pool Inspection

Required by State law to account for the revenues and expenditures of administering inspections of public swimming pools.

Law Enforcement

Required by State law to account for the collection of proceeds from the sale of contraband.

Mandatory Drug Fine

Required by State law to account for the collection of fines imposed on certain drug offenses and disbursed to local governmental units.

Indigent Drivers Alcohol Treatment

Required by State law to account for the collection of fines imposed on certain alcohol offenses and disbursed to rehabilitation centers.

Alcohol Enforcement and Education

Required by State law to account for the collection of fines imposed with respect to certain alcohol offenses.

Police Levy

To account for revenue received as a result of a .25% permanent income tax approved by the citizens of the City of Elyria that is restricted for law enforcement purposes.

Wagner Trust

To accumulate donations to provide for park and recreation expenditures.

Findley Trust

To accumulate donations to provide for park and recreation expenditures.

Cemetery Maintenance and Improvement

To accumulate monies from cemetery lot sales to provide for the repair, maintenance and improvement of City cemeteries.

Brownfield Petroleum Assessment Grant

To account for monies received from the United States Environmental Protection Agency designated for assessment of possible petroleum brownfield sites within the City.

SPECIAL REVENUE FUNDS (continued)

Brownfield Hazardous Assessment Grant

To account for monies received from the United States Environmental Protection Agency designated for assessment of possible hazardous brownfield sites within the City.

DEBT SERVICE FUNDS

Debt Service Funds are established to account for the accumulation of resources for, and the repayment of, general long-term debt principal and interest.

* * * * *

General Bond Retirement

To account for the accumulation of resources for, and the repayment of, general long-term debt principal and interest.

Special Assessment Bond Retirement

To account for the accumulation of resources for, and the repayment of, special assessment long-term debt principal and interest.

CAPITAL PROJECTS FUNDS

Capital Projects Funds are established to account for financial resources to be used for the acquisition or construction of capital facilities or equipment (other than those financed by proprietary funds and trust funds).

* * * * *

Parks Improvement

To account for monies restricted for improvements to be made to City parks.

Cascade / Elywood

To account for monies restricted for improvements to be made to Cascade / Elywood Parks.

State Issue II Capital Projects

To account for monies restricted for various improvement projects approved by the Ohio Public Works Commission of the State of Ohio.

Chestnut Commons / Ridge Improvement

To account for monies restricted for improvements to the Chestnut Commons area.

Two Falls Trail Improvement

To account for monies restricted for improvements to be made to Two Falls Trail.

Municipal Building Construction

To account for monies restricted for the construction of a new Municipal City Hall building.

CAPITAL PROJECTS FUNDS (continued)

49th Street Special Assessment

To account for monies assessed to property owners for the construction costs for the elimination of the 49th Street overpass.

Industrial Parkway

To account for monies restricted for the construction of a new highway.

East Broad St. Widening

To account for monies restricted for the widening of East Broad St.

PERMANENT FUND

Permanent Funds are used to report resources that are legally restricted to the extent that only earnings, not principal, may be used for purposes that support the reporting government's programs.

* * * * *

Cemetery Trust

To accumulate monies from cemetery lot sales. The original amounts received must be preserved intact. Interest earnings are transferred to the Cemetery Maintenance and Improvement Fund.

City of Elyria, Ohio
 Combining Balance Sheet
 Nonmajor Governmental Funds
 December 31, 2008

	Special Revenue							
	Street Construction Maintenance and Repair	State Highway	Fire Pension	Police Pension	Health Grant	Municipal Motor Vehicle Tax	Block Grant	CHIP Grant
ASSETS								
Equity in pooled cash and cash equivalents	\$ 218,887	\$ 153,661	\$ 148,260	\$ 179,896	\$ 41,839	\$ 272,655	\$	\$ 4,687
Investments								
Accounts receivable								
Rehabilitation loans receivable							1,844,095	2,630,933
Accrued interest receivable	1	3				1,393		
Due from other governments	919,585	74,561	31,876	31,875	197,075	60,970		
Income tax receivable								
Property tax receivable			245,681	245,681				
Other local tax receivable								
Special assessments receivable						68,209		
Tax increment financing payments receivable								
Total assets	<u>\$ 1,138,473</u>	<u>\$ 228,225</u>	<u>\$ 425,817</u>	<u>\$ 457,452</u>	<u>\$ 238,914</u>	<u>\$ 403,227</u>	<u>\$ 1,844,095</u>	<u>\$ 2,635,620</u>
LIABILITIES AND FUND BALANCES								
Liabilities:								
Accounts payable	\$ 31,927							
Contracts payable	675	\$ 50,668			\$ 1,320	\$ 8,436		\$ 960
Accrued wages and benefits	68,342				20,859		3,700	
Due to other funds							20,211	
Deferred revenue	611,299	49,564	276,373	276,373	100,785		24,691	
Notes payable								
Total liabilities	<u>712,243</u>	<u>100,232</u>	<u>276,373</u>	<u>276,373</u>	<u>122,964</u>	<u>8,436</u>	<u>48,602</u>	<u>960</u>
FUND BALANCES								
Reserved for encumbrances	19,255	44,850			1,000		12,434	23,476
Reserved for rehab loans							1,844,095	2,630,933
Reserved for endowment								
Reserved for debt service								
Unreserved, undesignated (deficit)	406,975	83,143	149,444	181,079	114,950	277,295	(61,036)	(19,749)
Total fund balances (deficit)	<u>426,230</u>	<u>127,993</u>	<u>149,444</u>	<u>181,079</u>	<u>115,950</u>	<u>394,791</u>	<u>1,795,493</u>	<u>2,634,660</u>
Total liabilities and fund balances	<u>\$ 1,138,473</u>	<u>\$ 228,225</u>	<u>\$ 425,817</u>	<u>\$ 457,452</u>	<u>\$ 238,914</u>	<u>\$ 403,227</u>	<u>\$ 1,844,095</u>	<u>\$ 2,635,620</u>

(Continued on subsequent page)

City of Elyria, Ohio
Combining Balance Sheet
Nonmajor Governmental Funds
December 31, 2008

	Special Revenue							
	Chestnut Commons Tax Increment Financing	USEPA Brownfield Grant	Muni Court Technology	Muni Court Security	Muni Court Construction/ Improvement	Special Parking Fines	Legal Research and Court Computerization	Special Court Maintenance
ASSETS								
Equity in pooled cash and cash equivalents	\$ 319,357	\$ 3,021	\$ 176,369	\$ 7,696	\$ 896,886	\$ 33,054	\$ 45,302	\$ 4,891
Investments			13,199	7,775	159,100	848	72,400	1,144
Accounts receivable			91	94	38,916		3,972	
Rehabilitation loans receivable					2,587			
Accrued interest receivable								
Due from other governments								
Income tax receivable								
Property tax receivable								
Other local tax receivable								
Special assessments receivable								
Tax increment financing payments receivable	702,241							
Total assets	<u>\$ 1,021,598</u>	<u>\$ 3,021</u>	<u>\$ 189,659</u>	<u>\$ 15,565</u>	<u>\$ 1,097,489</u>	<u>\$ 33,902</u>	<u>\$ 122,391</u>	<u>\$ 6,035</u>
LIABILITIES AND FUND BALANCES								
Liabilities:								
Accounts payable	\$	\$	\$ 1,344	\$	\$	\$	\$	\$
Contracts payable								
Accrued wages and benefits				4,568				
Due to other funds								
Deferred revenue	702,241							
Notes payable								
Total liabilities	<u>702,241</u>		<u>1,344</u>	<u>4,568</u>				
FUND BALANCES								
Reserved for encumbrances			9,986	86	24,310		2,655	70
Reserved for rehab loans								
Reserved for endowment								
Reserved for debt service								
Unreserved, undesignated (deficit)	319,357	3,021	178,329	10,911	1,073,179	33,902	119,736	5,965
Total fund balances (deficit)	<u>319,357</u>	<u>3,021</u>	<u>188,315</u>	<u>10,997</u>	<u>1,097,489</u>	<u>33,902</u>	<u>122,391</u>	<u>6,035</u>
Total liabilities and fund balances	<u>\$ 1,021,598</u>	<u>\$ 3,021</u>	<u>\$ 189,659</u>	<u>\$ 15,565</u>	<u>\$ 1,097,489</u>	<u>\$ 33,902</u>	<u>\$ 122,391</u>	<u>\$ 6,035</u>

(Continued on subsequent page)

City of Elyria, Ohio
 Combining Balance Sheet
 Nonmajor Governmental Funds
 December 31, 2008

	Special Revenue							
	Muni Court Special Collections	Food Service Operations	Dental Health Grant	Household Sewage Disposal Permit Fee	Manufactured Home/Park Placement Fee	Special Traffic Magistrate	Swimming Pool Inspection	Law Enforcement
ASSETS								
Equity in pooled cash and cash equivalents	\$ 62,557		\$ 77,843	\$ 980	\$ 1,382	\$ 42,412	\$ 446	\$ 63,579
Investments	170,800							
Accounts receivable	8,194					2,785		
Rehabilitation loans receivable								
Accrued interest receivable								
Due from other governments	1,072		15,000					
Income tax receivable								
Property tax receivable								
Other local tax receivable								
Special assessments receivable								
Tax increment financing payments receivable								
Total assets	<u>\$ 242,623</u>	<u>\$ 58,822</u>	<u>\$ 92,843</u>	<u>\$ 980</u>	<u>\$ 1,382</u>	<u>\$ 45,197</u>	<u>\$ 446</u>	<u>\$ 63,579</u>
LIABILITIES AND FUND BALANCES								
Liabilities:								
Accounts payable		\$ 375	\$ 420	\$	\$	\$	\$	\$
Contracts payable								
Accrued wages and benefits		2,163	936			437	276	
Due to other funds								
Deferred revenue			7,500					
Notes payable								
Total liabilities		<u>2,538</u>	<u>8,856</u>			<u>437</u>	<u>276</u>	
FUND BALANCES								
Reserved for encumbrances	3,175		380			780		5,543
Reserved for rehab loans								
Reserved for endowment								
Reserved for debt service								
Unreserved, undesignated (deficit)		239,448	83,607	980	1,382	43,980	170	58,036
Total fund balances (deficit)	<u>242,623</u>	<u>56,284</u>	<u>83,987</u>	<u>980</u>	<u>1,382</u>	<u>44,760</u>	<u>170</u>	<u>63,579</u>
Total liabilities and fund balances	<u>\$ 242,623</u>	<u>\$ 58,822</u>	<u>\$ 92,843</u>	<u>\$ 980</u>	<u>\$ 1,382</u>	<u>\$ 45,197</u>	<u>\$ 446</u>	<u>\$ 63,579</u>

(Continued on subsequent page)

City of Elyria, Ohio
 Combining Balance Sheet
 Nonmajor Governmental Funds
 December 31, 2008

	Special Revenue							Total Special Revenue Funds
	Mandatory Drug Fine	Indigent Drivers Alcohol Treatment	Alcohol Enforcement and Education	Police Levy	Wagner Trust	Findley Trust	Cemetery Maintenance and Improvement	
ASSETS								
Equity in pooled cash and cash equivalents	\$ 4,115	\$ 311,688	\$ 29,045	\$ 206,059	\$ 7,571	\$ 194,217	\$ 108,901	\$ 3,676,078
Investments		178,400						580,700
Accounts receivable		2,037	167					79,037
Rehabilitation loans receivable								4,475,028
Accrued interest receivable						1,467	239	8,409
Due from other governments	38	653		54				1,351,385
Income tax receivable				20,443				821,307
Property tax receivable				821,307				491,362
Other local tax receivable								68,209
Special assessments receivable								702,241
Tax increment financing payments receivable								\$ 12,253,756
Total assets	<u>\$ 4,153</u>	<u>\$ 492,778</u>	<u>\$ 29,212</u>	<u>\$ 1,047,863</u>	<u>\$ 7,571</u>	<u>\$ 195,684</u>	<u>\$ 109,140</u>	<u>\$ 12,253,756</u>
LIABILITIES AND FUND BALANCES								
Liabilities:								
Accounts payable	\$ 700	\$ 2,308	\$	\$ 2,552	\$	\$	\$ 288	\$ 41,234
Contracts payable				6,974				71,413
Accrued wages and benefits				272,067		570	529	390,958
Due to other funds								24,691
Deferred revenue				369,949				2,394,084
Notes payable								
Total liabilities	<u>700</u>	<u>2,308</u>		<u>651,542</u>		<u>570</u>	<u>817</u>	<u>2,922,380</u>
FUND BALANCES								
Reserved for encumbrances	700			20,849		1,519	1,777	290,341
Reserved for rehab loans								4,475,028
Reserved for endowment								
Reserved for debt service								
Unreserved, undesignated (deficit)	2,753	490,470	29,212	375,472	7,571	193,595	106,546	4,566,007
Total fund balances (deficit)	<u>3,453</u>	<u>490,470</u>	<u>29,212</u>	<u>396,321</u>	<u>7,571</u>	<u>195,114</u>	<u>108,323</u>	<u>9,331,376</u>
Total liabilities and fund balances	<u>\$ 4,153</u>	<u>\$ 492,778</u>	<u>\$ 29,212</u>	<u>\$ 1,047,863</u>	<u>\$ 7,571</u>	<u>\$ 195,684</u>	<u>\$ 109,140</u>	<u>\$ 12,253,756</u>

(Continued on subsequent page)

City of Elyria, Ohio
 Combining Balance Sheet
 Nonmajor Governmental Funds
 December 31, 2008

	Debt Service		Capital Projects			
	General Bond Retirement	Special Assessment Bond Retirement	Total Debt Service	Parks Improvement	Cascade / Elywood	State Issue II Capital Projects
ASSETS						
Equity in pooled cash and cash equivalents	\$ 243,515	\$ 20,264	\$ 263,779	\$ 46,967	\$ 24,605	\$
Investments	322,600		322,600			
Accounts receivable						
Rehabilitation loans receivable	2,501		2,501	18		174,427
Accrued interest receivable	201,877		201,877			
Due from other governments						
Income tax receivable	1,555,981		1,555,981			
Property tax receivable						
Other local tax receivable		661,910	661,910			
Special assessments receivable						
Tax increment financing payments receivable						
Total assets	<u>\$ 2,326,474</u>	<u>\$ 682,174</u>	<u>\$ 3,008,648</u>	<u>\$ 46,985</u>	<u>\$ 24,605</u>	<u>\$ 174,427</u>
LIABILITIES AND FUND BALANCES						
Liabilities:						
Accounts payable	\$	\$	\$	\$	\$	\$ 174,427
Contracts payable						38
Accrued wages and benefits						373
Due to other funds	1,750,366	661,910	2,412,276			
Deferred revenue						
Notes payable	1,750,366	661,910	2,412,276			174,838
Total liabilities						
FUND BALANCES						
Reserved for encumbrances					163	
Reserved for rehab loans						
Reserved for endowment						
Reserved for debt service	576,108	20,264	596,372			
Unreserved, undesignated (deficit)						
Total fund balances (deficit)	<u>576,108</u>	<u>20,264</u>	<u>596,372</u>	<u>46,985</u>	<u>24,442</u>	<u>(411)</u>
Total liabilities and fund balances	<u>\$ 2,326,474</u>	<u>\$ 682,174</u>	<u>\$ 3,008,648</u>	<u>\$ 46,985</u>	<u>\$ 24,605</u>	<u>\$ 174,427</u>

(Continued on subsequent page)

City of Elyria, Ohio
 Combining Balance Sheet
 Nonmajor Governmental Funds
 December 31, 2008

	Capital Projects					Permanent Fund	Total Nonmajor Governmental Funds
	Chestnut Commons/ Ridge Improvement	Two Falls Trail Improvement	49th Street Special Assessment	Industrial Parkway	Total Capital Projects Funds		
ASSETS							
Equity in pooled cash and cash equivalents	\$ 338		\$ 44,678	\$ 246,312	\$ 362,900	\$ 360,274	\$ 4,663,031
Investments						100,000	1,003,300
Accounts receivable							79,037
Rehabilitation loans receivable							4,475,028
Accrued interest receivable							11,506
Due from other governments					18	578	1,727,689
Income tax receivable							821,307
Property tax receivable							2,047,343
Other local tax receivable							68,209
Special assessments receivable							661,910
Tax increment financing payments receivable							702,241
Total assets	<u>\$ 338</u>	<u>\$</u>	<u>\$ 44,678</u>	<u>\$ 246,312</u>	<u>\$ 537,345</u>	<u>\$ 460,852</u>	<u>\$ 16,260,601</u>
LIABILITIES AND FUND BALANCES							
Liabilities:							
Accounts payable	\$	\$	\$	\$	\$	\$	\$ 41,234
Contracts payable					174,427		245,840
Accrued wages and benefits					38		390,996
Due to other funds		2,970			3,343		28,034
Deferred revenue							4,806,360
Notes payable					230,000		230,000
Total liabilities					<u>230,000</u>		<u>5,742,464</u>
FUND BALANCES							
Reserved for encumbrances							315,838
Reserved for rehab loans							4,475,028
Reserved for endowment						460,852	460,852
Reserved for debt service							596,372
Unreserved, undesignated (deficit)			25,334		25,497		4,670,047
Total fund balances (deficit)	<u>338</u>	<u>(2,970)</u>	<u>(210,656)</u>	<u>246,312</u>	<u>104,040</u>	<u>460,852</u>	<u>10,518,137</u>
Total liabilities and fund balances	<u>\$ 338</u>	<u>\$ (2,970)</u>	<u>\$ 44,678</u>	<u>\$ 246,312</u>	<u>\$ 537,345</u>	<u>\$ 460,852</u>	<u>\$ 16,260,601</u>

City of Elyria, Ohio
Combining Statement of Revenues, Expenditures, and Changes in Fund Balances
 Nonmajor Governmental Funds
 For the Year Ended December 31, 2008

	Special Revenue									
	Street Construction Maintenance and Repair	State Highway	Fire Pension	Police Pension	Health Grant	Municipal Motor Vehicle Tax	Block Grant	CHIP Grant	Chestnut Commons Tax Increment Financing	
REVENUES										
Taxes:										
Property Income			\$ 282,661	\$ 282,661	\$	\$	\$	\$	\$	\$
Other						862,684				292,968
Tax increment financing payments							631,141			
Intergovernmental revenues	1,913,645	155,161	43,705	43,705	440,390			245,108		
Charges for service					66,815					
Licenses and permits										
Interest earnings	7,582	5,249	7,816	8,821		13,173				6,859
Special assessments										
Fines and forfeitures										
Contributions										
Miscellaneous revenues	7,657									
Total revenues	<u>1,928,884</u>	<u>160,410</u>	<u>334,182</u>	<u>335,187</u>	<u>507,205</u>	<u>875,857</u>	<u>10,471</u>	<u>1,001</u>	<u>246,109</u>	<u>299,827</u>
EXPENDITURES										
Current:										
Public safety	427,341		255,345	280,318	481,230					
Health										
Culture and recreation										
Community environment										
Highways and streets	1,494,578	288,454				35,965	634,402	43,760		46,387
General government										
Capital outlay	258,177				16,624	889,186	12,990			
Debt service:										
Principal retirement			29,700	15,300						23,097
Interest and fiscal charges			30,715	15,590						69,484
Total expenditures	<u>2,180,096</u>	<u>288,454</u>	<u>315,760</u>	<u>311,208</u>	<u>497,854</u>	<u>925,151</u>	<u>647,392</u>	<u>43,760</u>	<u>202,349</u>	<u>23,097</u>
Excess (deficiency) of revenues over (under) expenditures	<u>(251,212)</u>	<u>(128,044)</u>	<u>18,422</u>	<u>23,979</u>	<u>9,351</u>	<u>(49,294)</u>	<u>(5,780)</u>	<u>202,349</u>	<u>2,432,311</u>	<u>230,343</u>
OTHER FINANCING SOURCES (USES)										
Transfers in										
Transfers out										
Proceeds from sale of notes / bonds										
Premiums from sale of notes / bonds										
Proceeds from State issue II loans										
Bond issuance costs										
Total other financing sources (uses)										
Net change in fund balances	<u>(251,212)</u>	<u>(128,044)</u>	<u>18,422</u>	<u>23,979</u>	<u>9,351</u>	<u>(49,294)</u>	<u>(5,780)</u>	<u>202,349</u>	<u>2,432,311</u>	<u>230,343</u>
Fund balances (deficit) - beginning	<u>677,442</u>	<u>256,037</u>	<u>131,022</u>	<u>157,100</u>	<u>106,599</u>	<u>444,085</u>	<u>1,801,273</u>	<u>2,432,311</u>	<u>89,014</u>	<u>89,014</u>
Fund balances (deficit) - ending	<u>\$ 426,230</u>	<u>\$ 127,993</u>	<u>\$ 149,444</u>	<u>\$ 181,079</u>	<u>\$ 115,950</u>	<u>\$ 394,791</u>	<u>\$ 1,795,493</u>	<u>\$ 2,634,660</u>	<u>\$ 319,357</u>	<u>\$ 319,357</u>

(Continued on subsequent page)

City of Elyria, Ohio
Combining Statement of Revenues, Expenditures, and Changes in Fund Balances
 Nonmajor Governmental Funds
 For the Year Ended December 31, 2008

	Special Revenue									
	USEPA Brownfield Grant	Muni Court Technology	Muni Court Security	Muni Court Construction/ Improvement	Special Parking Fines	Legal Research and Court Computerization	Special Court Maintenance	Muni Court Special Collections	Food Service Operations	Dental Health Grant
REVENUES										
Taxes:										
Property Income										
Other										
Tax increment financing payments										45,793
Intergovernmental revenues	78,824									
Charges for service										
Licenses and permits										
Interest earnings		3,894	843	52,354	1,358	4,152	20	6,742	42,154	
Special assessments									2,198	
Fines and forfeitures		180,122	113,196	520,068	5,849	53,778	8,945	93,435		
Contributions			4,860							
Miscellaneous revenues										
Total revenues	78,824	184,016	118,899	572,422	7,207	57,930	8,965	100,177	44,352	45,793
EXPENDITURES										
Current:										
Public safety										
Health										
Culture and recreation										
Community environment	63,319								53,187	30,901
Highways and streets										
General government		154,115	158,093	49,654	28,624	24,421	2,930	3,125		
Capital outlay		9,655		934,524						
Debt service:										
Principal retirement				80,000						
Interest and fiscal charges				561,118						
Total expenditures	63,319	163,770	158,093	1,625,296	28,624	24,421	2,930	3,125	53,187	30,901
Excess (deficiency) of revenues over (under) expenditures	15,505	20,246	(39,194)	(1,052,874)	(21,417)	33,509	6,035	97,052	(8,835)	14,892
OTHER FINANCING SOURCES (USES)										
Transfers in										
Transfers out			10,000						30,000	
Proceeds from sale of notes / bonds										
Premiums from sale of notes / bonds										
Proceeds from State Issue II loans										
Bond issuance costs										
Total other financing sources (uses)			10,000							
Net change in fund balances	15,505	20,246	(29,194)	(1,052,874)	(21,417)	33,509	6,035	(10,000)	30,000	14,892
Fund balances (deficit) - beginning	(12,484)	168,069	40,191	2,150,363	55,319	88,882		155,571	21,165	69,095
Fund balances (deficit) - ending	3,021	188,315	10,997	1,097,489	33,902	122,391	6,035	242,623	56,284	83,987

(Continued on subsequent page)

City of Elyria, Ohio
Combining Statement of Revenues, Expenditures, and Changes in Fund Balances
 Nonmajor Governmental Funds
 For the Year Ended December 31, 2008

	Household Sewage Disposal Permit Fee	Manufactured Home/Park Placement Fee	Special Traffic Magistrate	Swimming Pool Inspection	Law Enforcement	Mandatory Drug Fine	Indigent Drivers Alcohol Treatment	Alcohol Enforcement and Education	Police Levy	Wagner Trust
Taxes:										
Property Income									\$ 3,103,120	\$
Other										
Tax increment financing payments										
Intergovernmental revenues									187,007	
Charges for service										
Licenses and permits	580	1,382	999	3,010	3,295	214	14,276	635	11,355	285
Interest earnings				17						
Special assessments										
Fines and forfeitures			37,338			7,910	34,029	3,460		4,447
Contributions										
Miscellaneous revenues										
Total revenues	580	1,382	38,337	3,027	2,052	162	48,305	4,095	2,687	4,732
					5,347	8,286			3,304,169	
EXPENDITURES										
Current:										
Public safety										
Health										
Culture and recreation				6,382	40,351	8,817			3,392,241	6,994
Community environment										
Highways and streets										
General government			23,948		23,660		24,060		74,183	
Capital outlay										
Debt service:										
Principal retirement										
Interest and fiscal charges										
Total expenditures			23,948	6,382	64,011	8,817	24,060		3,466,424	6,994
Excess (deficiency) of revenues over (under) expenditures	580	1,382	14,389	(3,355)	(58,664)	(531)	24,245	4,095	(162,255)	(2,262)
OTHER FINANCING SOURCES (USES)										
Transfers in										
Transfers out				3,000						
Proceeds from sale of notes / bonds										
Premiums from sale of notes / bonds										
Proceeds from State Issue II loans										
Bond issuance costs										
Total other financing sources (uses)				3,000						
Net change in fund balances	580	1,382	14,389	(355)	(58,664)	(531)	24,245	4,095	(162,255)	(2,262)
Fund balances (deficit) - beginning	400		30,371	525	122,243	3,984	466,225	25,117	558,576	9,833
Fund balances (deficit) - ending	980	1,382	44,760	170	63,579	3,453	490,470	29,212	396,321	7,571

(Continued on subsequent page)

City of Elyria, Ohio
Combining Statement of Revenues, Expenditures, and Changes in Fund Balances
 Nonmajor Governmental Funds
 For the Year Ended December 31, 2008

	Special Revenue			Debt Service			Capital Projects
	Findley Trust	Cemetery Maintenance and Improvement	Brownfield Petroleum Assessment Grant	Brownfield Hazardous Assessment Grant	General Bond Retirement	Special Assessment Bond Retirement	
REVENUES							
Taxes:							
Property Income	\$	\$	\$	\$	\$ 1,791,959	\$	\$ 1,791,959
Other							
Tax increment financing payments							
Intergovernmental revenues							
Charges for service		99,354	721	721	276,800		276,800
Licenses and permits							
Interest earnings	7,004	3,129			51,782	3,703	55,485
Special assessments						312,077	312,077
Fines and forfeitures							
Contributions	49,239						
Miscellaneous revenues	6,760						
Total revenues	63,003	102,483	721	721	2,120,541	315,780	2,436,321
EXPENDITURES							
Current:							
Public safety							
Health							
Culture and recreation	33,237	54,206					
Community environment							
Highways and streets				721			
General government							
Capital outlay	15,800	31,700			88,313	12,821	101,134
Debt service:							
Principal retirement							
Interest and fiscal charges							
Total expenditures	49,037	85,906	721	721	2,113,000	317,212	2,430,212
Excess (deficiency) of revenues over (under) expenditures	13,966	16,577			7,541	(1,432)	1,255
OTHER FINANCING SOURCES (USES)							
Transfers in		11,686					
Transfers out							
Proceeds from sale of notes / bonds							
Premiums from sale of notes / bonds							
Proceeds from State Issue II loans							
Bond issuance costs							
Total other financing sources (uses)							
Net change in fund balances	13,966	28,263			(672,410)	(1,432)	1,255
Fund balances (deficit) - beginning	181,148	80,060			(664,869)	21,696	45,730
Fund balances (deficit) - ending	\$ 195,114	\$ 108,323	\$	\$	\$ 576,108	\$ 20,264	\$ 46,985

(Continued on subsequent page)

CITY OF ELYRIA, OHIO
SCHEDULE OF REVENUES, EXPENDITURES AND CHANGES IN FUND
BALANCE-BUDGET AND ACTUAL (NON-GAAP BUDGETARY BASIS)-
ENERGY CONSERVATION FUND-LEGAL APPROPRIATION LEVEL
FOR THE YEAR ENDED DECEMBER 31, 2008

	ENERGY CONSERVATION FUND			Variance with Final Budget Positive (Negative)
	<u>Budgeted Amounts</u>		<u>Actual</u>	
	<u>Original</u>	<u>Final</u>		
REVENUES				
Interest earnings	\$ 16,386	\$ 16,386	\$ 19,832	\$ 3,446
Miscellaneous revenue			7,872	7,872
TOTAL REVENUES	<u>16,386</u>	<u>16,386</u>	<u>27,704</u>	<u>11,318</u>
EXPENDITURES				
COMMUNITY ENVIRONMENT				
Energy Conservation				
Debt service - principal retirement	\$ 3,600,000	\$ 3,600,000	\$ 3,600,000	
Capital outlay	250,425	250,425	250,425	
Total Energy Conservation	<u>3,850,425</u>	<u>3,850,425</u>	<u>3,850,425</u>	
TOTAL COMMUNITY ENVIRONMENT	<u>3,850,425</u>	<u>3,850,425</u>	<u>3,850,425</u>	
TOTAL EXPENDITURES	<u>3,850,425</u>	<u>3,850,425</u>	<u>3,850,425</u>	
Excess (deficiency) of revenues over expenditures	(3,834,039)	(3,834,039)	(3,822,721)	11,318
OTHER FINANCING SOURCES				
Proceeds of notes	<u>3,600,000</u>	<u>3,600,000</u>	<u>3,600,000</u>	
TOTAL OTHER FINANCING SOURCES	<u>3,600,000</u>	<u>3,600,000</u>	<u>3,600,000</u>	
Net change in fund balance	(234,039)	(234,039)	(222,721)	11,318
Adjustment for prior year encumbrances	250,425	250,425	250,425	
FUND (DEFICIT) AT BEGINNING OF YEAR	<u>(16,386)</u>	<u>(16,386)</u>	<u>(16,386)</u>	
FUND BALANCE AT END OF YEAR	<u>\$</u>	<u>\$</u>	<u>\$ 11,318</u>	<u>\$ 11,318</u>

CITY OF ELYRIA, OHIO
SCHEDULE OF REVENUES, EXPENDITURES AND CHANGES IN FUND
BALANCE-BUDGET AND ACTUAL (NON-GAAP BUDGETARY BASIS)-
STATE ROUTE 57 REHABILITATION FUND-LEGAL APPROPRIATION LEVEL
FOR THE YEAR ENDED DECEMBER 31, 2008

	<u>STATE ROUTE 57 REHABILITATION FUND</u>			Variance with Final Budget Positive (Negative)
	<u>Budgeted Amounts</u>		<u>Actual</u>	
	<u>Original</u>	<u>Final</u>		
REVENUES				
Intergovernmental revenues	\$ 21,013,962	\$ 21,013,962	\$ 13,187,927	\$ (7,826,035)
TOTAL REVENUES	<u>21,013,962</u>	<u>21,013,962</u>	<u>13,187,927</u>	<u>(7,826,035)</u>
EXPENDITURES				
HIGHWAYS AND STREETS				
State Route 57 Rehabilitation				
Operation and maintenance	4,719	4,719	4,719	
Debt service - principal retirement	710,000	710,000	710,000	
Capital outlay	<u>20,138,243</u>	<u>20,138,243</u>	<u>18,905,885</u>	<u>1,232,358</u>
Total State Route 57 Rehabilitation	<u>20,852,962</u>	<u>20,852,962</u>	<u>19,620,604</u>	<u>1,232,358</u>
TOTAL HIGHWAYS AND STREETS	<u>20,852,962</u>	<u>20,852,962</u>	<u>19,620,604</u>	<u>1,232,358</u>
TOTAL EXPENDITURES	<u>20,852,962</u>	<u>20,852,962</u>	<u>19,620,604</u>	<u>1,232,358</u>
Excess (deficiency) of revenues over expenditures	161,000	161,000	(6,432,677)	(6,593,677)
OTHER FINANCING SOURCES (USES)				
Advances in			49,223	49,223
Advances out	<u>(161,000)</u>	<u>(161,000)</u>	<u>(161,000)</u>	
TOTAL OTHER FINANCING SOURCES	<u>(161,000)</u>	<u>(161,000)</u>	<u>(111,777)</u>	<u>49,223</u>
Net change in fund balance			(6,544,454)	(6,544,454)
Adjustment for prior year encumbrances	4,719	4,719	4,719	
FUND (DEFICIT) AT BEGINNING OF YEAR	<u>(4,719)</u>	<u>(4,719)</u>	<u>(4,719)</u>	
FUND (DEFICIT) AT END OF YEAR	<u>\$</u>	<u>\$</u>	<u>\$ (6,544,454)</u>	<u>\$ (6,544,454)</u>

CITY OF ELYRIA, OHIO
SCHEDULE OF REVENUES, EXPENDITURES AND CHANGES IN FUND
BALANCE-BUDGET AND ACTUAL (NON-GAAP BUDGETARY BASIS)-
STREET CONSTRUCTION, MAINTENANCE AND REPAIR FUND-LEGAL APPROPRIATION LEVEL
FOR THE YEAR ENDED DECEMBER 31, 2008

	<u>Budgeted Amounts</u>			Variance
	<u>Original</u>	<u>Final</u>	<u>Actual</u>	with Final Budget
				Positive (Negative)
REVENUES				
Intergovernmental revenues	\$ 1,800,000	\$ 1,800,000	\$ 1,901,453	\$ 101,453
Interest earnings	12,000	12,000	7,656	(4,344)
Miscellaneous revenues	12,000	12,000	17,253	5,253
TOTAL REVENUES	<u>1,824,000</u>	<u>1,824,000</u>	<u>1,926,362</u>	<u>102,362</u>
EXPENDITURES				
PUBLIC SAFETY				
Traffic Lights				
Personal services	281,400	259,400	258,718	682
Fringe benefits	97,100	85,100	84,127	973
Operation and maintenance	104,820	98,320	91,784	6,536
Capital outlay	18,500	18,500	18,482	18
Total Traffic Lights	<u>501,820</u>	<u>461,320</u>	<u>453,111</u>	<u>8,209</u>
TOTAL PUBLIC SAFETY	<u>501,820</u>	<u>461,320</u>	<u>453,111</u>	<u>8,209</u>
HIGHWAYS AND STREETS				
Street				
Personal services	857,937	884,937	872,203	12,734
Fringe benefits	232,452	252,452	241,565	10,887
Operation and maintenance	365,670	427,370	424,742	2,628
Capital outlay	222,244	247,244	246,995	249
Total Street	<u>1,678,303</u>	<u>1,812,003</u>	<u>1,785,505</u>	<u>26,498</u>
TOTAL HIGHWAYS AND STREETS	<u>1,678,303</u>	<u>1,812,003</u>	<u>1,785,505</u>	<u>26,498</u>
TOTAL EXPENDITURES	<u>2,180,123</u>	<u>2,273,323</u>	<u>2,238,616</u>	<u>34,707</u>
Excess (deficiency) of revenues over expenditures	<u>(356,123)</u>	<u>(449,323)</u>	<u>(312,254)</u>	<u>137,069</u>
OTHER FINANCING SOURCES				
Other sources			12,800	12,800
TOTAL OTHER FINANCING SOURCES			<u>12,800</u>	<u>12,800</u>
Net change in fund balance	(356,123)	(449,323)	(299,454)	149,869
Adjustment for prior year encumbrances	172,601	172,601	172,601	
FUND BALANCE AT BEGINNING OF YEAR	<u>292,550</u>	<u>292,550</u>	<u>292,550</u>	
FUND BALANCE AT END OF YEAR	<u>\$ 109,028</u>	<u>\$ 15,828</u>	<u>\$ 165,697</u>	<u>\$ 149,869</u>

CITY OF ELYRIA, OHIO
SCHEDULE OF REVENUES, EXPENDITURES AND CHANGES IN FUND
BALANCE-BUDGET AND ACTUAL (NON-GAAP BUDGETARY BASIS)-
STATE HIGHWAY FUND-LEGAL APPROPRIATION LEVEL
FOR THE YEAR ENDED DECEMBER 31, 2008

	STATE HIGHWAY FUND			Variance with Final Budget Positive (Negative)
	<u>Budgeted Amounts</u>		<u>Actual</u>	
	<u>Original</u>	<u>Final</u>		
REVENUES				
Intergovernmental revenues	\$ 146,000	\$ 146,000	\$ 154,172	\$ 8,172
Interest earnings	1,400	1,400	5,346	3,946
TOTAL REVENUES	<u>147,400</u>	<u>147,400</u>	<u>159,518</u>	<u>12,118</u>
EXPENDITURES				
HIGHWAYS AND STREETS				
State Highway				
Operation and maintenance	414,500	414,500	388,098	26,402
Total State Highway	<u>414,500</u>	<u>414,500</u>	<u>388,098</u>	<u>26,402</u>
TOTAL HIGHWAYS AND STREETS	<u>414,500</u>	<u>414,500</u>	<u>388,098</u>	<u>26,402</u>
TOTAL EXPENDITURES	<u>414,500</u>	<u>414,500</u>	<u>388,098</u>	<u>26,402</u>
Excess (deficiency) of revenues over expenditures	(267,100)	(267,100)	(228,580)	38,520
Adjustments for prior year encumbrances	73,983	73,983	73,983	
FUND BALANCE AT BEGINNING OF YEAR	<u>228,225</u>	<u>228,225</u>	<u>228,225</u>	
FUND BALANCE AT END OF YEAR	<u>\$ 35,108</u>	<u>\$ 35,108</u>	<u>\$ 73,628</u>	<u>\$ 38,520</u>

CITY OF ELYRIA, OHIO
SCHEDULE OF REVENUES, EXPENDITURES AND CHANGES IN FUND
BALANCE-BUDGET AND ACTUAL (NON-GAAP BUDGETARY BASIS)-
FIRE PENSION FUND-LEGAL APPROPRIATION LEVEL
FOR THE YEAR ENDED DECEMBER 31, 2008

	FIRE PENSION FUND			Variance with Final Budget Positive (Negative)
	<u>Budgeted Amounts</u>		<u>Actual</u>	
	<u>Original</u>	<u>Final</u>		
REVENUES				
Taxes	\$ 292,000	\$ 292,000	\$ 282,692	\$ (9,308)
Intergovernmental revenues	12,000	12,000	43,705	31,705
Interest earnings	8,000	8,000	8,186	186
TOTAL REVENUES	312,000	312,000	334,583	22,583
EXPENDITURES				
PUBLIC SAFETY				
Fire Pension				
Fringe benefits	250,000	250,000	250,000	
Operation and maintenance	5,400	5,500	5,345	155
Debt service - principal retirement	30,000	30,000	29,700	300
Interest	30,870	30,870	30,715	155
Total Fire Pension	316,270	316,370	315,760	610
TOTAL PUBLIC SAFETY	316,270	316,370	315,760	610
TOTAL EXPENDITURES	316,270	316,370	315,760	610
Net change in fund balance	(4,270)	(4,370)	18,823	23,193
FUND BALANCE AT BEGINNING OF YEAR	129,437	129,437	129,437	
FUND BALANCE AT END OF YEAR	\$ 125,167	\$ 125,067	\$ 148,260	\$ 23,193

CITY OF ELYRIA, OHIO
SCHEDULE OF REVENUES, EXPENDITURES AND CHANGES IN FUND
BALANCE-BUDGET AND ACTUAL (NON-GAAP BUDGETARY BASIS)-
POLICE PENSION FUND-LEGAL APPROPRIATION LEVEL
FOR THE YEAR ENDED DECEMBER 31, 2008

	POLICE PENSION FUND			Variance with Final Budget Positive (Negative)
	<u>Budgeted Amounts</u>		<u>Actual</u>	
	<u>Original</u>	<u>Final</u>		
REVENUES				
Taxes	\$ 292,000	\$ 292,000	\$ 282,692	\$ (9,308)
Intergovernmental revenues	12,000	12,000	43,705	31,705
Interest earnings	8,000	8,000	9,201	1,201
TOTAL REVENUES	312,000	312,000	335,598	23,598
EXPENDITURES				
PUBLIC SAFETY				
Police Pension				
Fringe benefits	275,000	275,000	275,000	
Operation and maintenance	5,400	5,500	5,318	182
Debt service - principal retirement	15,000	15,300	15,300	
Interest	15,435	15,590	15,590	
Total Police Pension	310,835	311,390	311,208	182
TOTAL PUBLIC SAFETY	310,835	311,390	311,208	182
TOTAL EXPENDITURES	310,835	311,390	311,208	182
Net change in fund balance	1,165	610	24,390	23,780
FUND BALANCE AT BEGINNING OF YEAR	155,506	155,506	155,506	
FUND BALANCE AT END OF YEAR	\$ 156,671	\$ 156,116	\$ 179,896	\$ 23,780

CITY OF ELYRIA, OHIO
SCHEDULE OF REVENUES, EXPENDITURES AND CHANGES IN FUND
BALANCE-BUDGET AND ACTUAL (NON-GAAP BUDGETARY BASIS)-
HEALTH GRANT FUND-LEGAL APPROPRIATION LEVEL
FOR THE YEAR ENDED DECEMBER 31, 2008

	HEALTH GRANT FUND			Variance with Final Budget Positive (Negative)
	<u>Budgeted Amounts</u>		<u>Actual</u>	
	<u>Original</u>	<u>Final</u>		
REVENUES				
Intergovernmental revenues	\$ 473,325	\$ 473,325	\$ 457,945	\$ (15,380)
Charges for services	68,000	68,000	66,815	(1,185)
TOTAL REVENUES	541,325	541,325	524,760	(16,565)
EXPENDITURES				
HEALTH				
Child and Family Health Services				
Personal services	149,393	139,093	135,085	4,008
Fringe benefits	49,254	39,554	39,219	335
Operation and maintenance	54,495	81,070	80,504	566
Total Child and Family Health Services	253,142	259,717	254,808	4,909
Infant Mortality Program				
Personal services	79,491	65,591	62,721	2,870
Fringe benefits	34,470	30,092	29,327	765
Operation and maintenance	36,039	67,891	67,770	121
Total Infant Mortality Program	150,000	163,574	159,818	3,756
CFHS Project Income				
Personal services	51,408	41,408	21,706	19,702
Fringe benefits	16,365	11,365	5,755	5,610
Operation and maintenance	227	227	56	171
Total CFHS Project Income	68,000	53,000	27,517	25,483
Infrastructure (Disease/Bioterrorism)				
Personal services	31,809	25,809	17,641	8,168
Fringe benefits	7,845	5,845	4,037	1,808
Operation and maintenance	30,528	21,904	21,890	14
Capital outlay		16,624	16,624	
Total Infrastructure (Disease/Bioterrorism)	70,182	70,182	60,192	9,990
TOTAL HEALTH	541,324	546,473	502,335	44,138
TOTAL EXPENDITURES	541,324	546,473	502,335	44,138
Net change in fund balance	1	(5,148)	22,425	27,573
Adjustment for prior year encumbrances	5,056	5,056	5,056	
FUND BALANCE AT BEGINNING OF YEAR	16,057	16,057	16,057	
FUND BALANCE AT END OF YEAR	\$ 21,114	\$ 15,965	\$ 43,538	\$ 27,573

CITY OF ELYRIA, OHIO
SCHEDULE OF REVENUES, EXPENDITURES AND CHANGES IN FUND
BALANCE-BUDGET AND ACTUAL (NON-GAAP BUDGETARY BASIS)-
MUNICIPAL MOTOR VEHICLE TAX FUND-LEGAL APPROPRIATION LEVEL
FOR THE YEAR ENDED DECEMBER 31, 2008

	MUNICIPAL MOTOR VEHICLE TAX FUND			
	<u>Budgeted Amounts</u>			Variance
	<u>Original</u>	<u>Final</u>	<u>Actual</u>	with Final Budget Positive (Negative)
REVENUES				
Taxes	\$ 860,000	\$ 860,000	\$ 867,483	\$ 7,483
Interest earnings	20,000	20,000	15,118	(4,882)
TOTAL REVENUES	<u>880,000</u>	<u>880,000</u>	<u>882,601</u>	<u>2,601</u>
EXPENDITURES				
HIGHWAYS AND STREETS				
Municipal Motor Vehicle Tax				
Operation and maintenance	101,600	101,600	101,151	449
Capital outlay	1,000,000	1,075,000	941,496	133,504
Total Municipal Motor Vehicle Tax	<u>1,101,600</u>	<u>1,176,600</u>	<u>1,042,647</u>	<u>133,953</u>
TOTAL HIGHWAYS & STREETS	<u>1,101,600</u>	<u>1,176,600</u>	<u>1,042,647</u>	<u>133,953</u>
TOTAL EXPENDITURES	<u>1,101,600</u>	<u>1,176,600</u>	<u>1,042,647</u>	<u>133,953</u>
Net change in fund balance	(221,600)	(296,600)	(160,046)	136,554
Adjustment for prior year encumbrances	42,961	42,961	42,961	
FUND BALANCE AT BEGINNING OF YEAR	<u>263,809</u>	<u>263,809</u>	<u>263,809</u>	
FUND BALANCE AT END OF YEAR	<u>\$ 85,170</u>	<u>\$ 10,170</u>	<u>\$ 146,724</u>	<u>\$ 136,554</u>

CITY OF ELYRIA, OHIO
SCHEDULE OF REVENUES, EXPENDITURES AND CHANGES IN FUND
BALANCE-BUDGET AND ACTUAL (NON-GAAP BUDGETARY BASIS)-
BLOCK GRANT FUND-LEGAL APPROPRIATION LEVEL
FOR THE YEAR ENDED DECEMBER 31, 2008

	BLOCK GRANT FUND			
	<u>Budgeted Amounts</u>			Variance with Final Budget Positive (Negative)
	<u>Original</u>	<u>Final</u>	<u>Actual</u>	
REVENUES				
Intergovernmental revenues	\$ 900,000	\$ 900,000	\$ 634,886	\$ (265,114)
Miscellaneous revenues	40,000	40,000	40,060	60
TOTAL REVENUES	<u>940,000</u>	<u>940,000</u>	<u>674,946</u>	<u>(265,054)</u>
EXPENDITURES				
COMMUNITY ENVIRONMENT				
Administration				
Personal services	125,524	126,524	122,865	3,659
Fringe benefits	31,592	30,592	26,646	3,946
Operation and maintenance	103,905	103,905	87,998	15,907
Capital outlay	55,000	55,000	37,903	17,097
Total Administration	<u>316,021</u>	<u>316,021</u>	<u>275,412</u>	<u>40,609</u>
Rehab/Operations				
Personal services	309,741	309,741	273,173	36,568
Fringe benefits	92,639	92,639	78,430	14,209
Operation and maintenance	170,500	170,500	83,229	87,271
Total Rehab/Operations	<u>572,880</u>	<u>572,880</u>	<u>434,832</u>	<u>138,048</u>
TOTAL COMMUNITY ENVIRONMENT	<u>888,901</u>	<u>888,901</u>	<u>710,244</u>	<u>178,657</u>
TOTAL EXPENDITURES	<u>888,901</u>	<u>888,901</u>	<u>710,244</u>	<u>178,657</u>
Excess (deficiency) of revenues over expenditures	51,099	51,099	(35,298)	(86,397)
OTHER FINANCING SOURCES(USES)				
Advances in			24,692	24,692
Advances out	(3,746)	(3,746)	(3,745)	1
TOTAL OTHER FINANCING SOURCES(USES)	<u>(3,746)</u>	<u>(3,746)</u>	<u>20,947</u>	<u>24,693</u>
Net change in fund balance	47,353	47,353	(14,351)	(61,704)
Adjustment for prior year encumbrances	63,850	63,850	63,850	
FUND BALANCE (DEFICIT) AT BEGINNING OF YEAR	<u>(63,850)</u>	<u>(63,850)</u>	<u>(63,850)</u>	
FUND BALANCE (DEFICIT) AT END OF YEAR	<u>\$ 47,353</u>	<u>\$ 47,353</u>	<u>\$ (14,351)</u>	<u>\$ (61,704)</u>

CITY OF ELYRIA, OHIO
SCHEDULE OF REVENUES, EXPENDITURES AND CHANGES IN FUND
BALANCE-BUDGET AND ACTUAL (NON-GAAP BUDGETARY BASIS)-
C.H.I.P. GRANT FUND-LEGAL APPROPRIATION LEVEL
FOR THE YEAR ENDED DECEMBER 31, 2008

	C.H.I.P. GRANT FUND			
	<u>Budgeted Amounts</u>			Variance
	<u>Original</u>	<u>Final</u>	<u>Actual</u>	with Final Budget Positive (Negative)
REVENUES				
Intergovernmental revenues	\$ 365,000	\$ 365,000	\$ 253,001	\$ (111,999)
Miscellaneous revenues	2,200	2,200	1,001	(1,199)
TOTAL REVENUES	<u>367,200</u>	<u>367,200</u>	<u>254,002</u>	<u>(113,198)</u>
EXPENDITURES				
COMMUNITY ENVIRONMENT				
C.H.I.P. Grant				
Personal services	43,812	43,812	32,153	11,659
Fringe benefits	12,295	12,295	7,932	4,363
Operation and maintenance	303,200	303,200	225,272	77,928
Total C.H.I.P. Grant	<u>359,307</u>	<u>359,307</u>	<u>265,357</u>	<u>93,950</u>
TOTAL COMMUNITY ENVIRONMENT	<u>359,307</u>	<u>359,307</u>	<u>265,357</u>	<u>93,950</u>
TOTAL EXPENDITURES	<u>359,307</u>	<u>359,307</u>	<u>265,357</u>	<u>93,950</u>
Excess (deficiency) of revenues over expenditures	7,893	7,893	(11,355)	(19,248)
OTHER FINANCING USES				
Advances out	(7,893)	(7,893)	(7,893)	
TOTAL OTHER FINANCING USES	<u>(7,893)</u>	<u>(7,893)</u>	<u>(7,893)</u>	
Net change in fund balance			(19,248)	(19,248)
FUND (DEFICIT) AT BEGINNING OF YEAR				
FUND BALANCE (DEFICIT) AT END OF YEAR	<u>\$</u>	<u>\$</u>	<u>\$ (19,248)</u>	<u>\$ (19,248)</u>

CITY OF ELYRIA, OHIO
SCHEDULE OF REVENUES, EXPENDITURES AND CHANGES IN FUND
BALANCE-BUDGET AND ACTUAL (NON-GAAP BUDGETARY BASIS)-
CHESTNUT COMMONS TAX INCREMENT FINANCING FUND-LEGAL APPROPRIATION LEVEL
FOR THE YEAR ENDED DECEMBER 31, 2008

CHESTNUT COMMONS TAX INCREMENT FINANCING FUND				
	<u>Budgeted Amounts</u>		<u>Actual</u>	Variance
	<u>Original</u>	<u>Final</u>		with Final Budget Positive (Negative)
REVENUES				
Interest earnings	\$		\$ 6,893	\$ 6,893
Miscellaneous revenues	105,000	105,000	292,968	187,968
TOTAL REVENUES	<u>105,000</u>	<u>105,000</u>	<u>299,861</u>	<u>194,861</u>
EXPENDITURES				
COMMUNITY ENVIRONMENT				
Chestnut Commons Permanent Imp.				
Operation and maintenance	33,000	46,388	46,387	1
Interest		23,098	23,098	
Total Chestnut Commons Permanent Imp.	<u>33,000</u>	<u>69,486</u>	<u>69,485</u>	<u>1</u>
TOTAL COMMUNITY ENVIRONMENT	<u>33,000</u>	<u>69,486</u>	<u>69,485</u>	<u>1</u>
TOTAL EXPENDITURES	<u>33,000</u>	<u>69,486</u>	<u>69,485</u>	<u>1</u>
Excess (deficiency) of revenues over expenditures	72,000	35,514	230,376	194,862
FUND BALANCE AT BEGINNING OF YEAR	<u>88,981</u>	<u>88,981</u>	<u>88,981</u>	
FUND BALANCE AT END OF YEAR	<u>\$ 160,981</u>	<u>\$ 124,495</u>	<u>\$ 319,357</u>	<u>\$ 194,862</u>

CITY OF ELYRIA, OHIO
SCHEDULE OF REVENUES, EXPENDITURES AND CHANGES IN FUND
BALANCE-BUDGET AND ACTUAL (NON-GAAP BUDGETARY BASIS)-
USEPA BROWNFIELD GRANT FUND-LEGAL APPROPRIATION LEVEL
FOR THE YEAR ENDED DECEMBER 31, 2008

	USEPA BROWNFIELD GRANT FUND			Variance with Final Budget Positive (Negative)
	<u>Budgeted Amounts</u>		<u>Actual</u>	
	<u>Original</u>	<u>Final</u>		
REVENUES				
Intergovernmental revenues	\$ 78,978	\$ 78,978	\$ 78,824	\$ (154)
TOTAL REVENUES	<u>78,978</u>	<u>78,978</u>	<u>78,824</u>	<u>(154)</u>
EXPENDITURES				
COMMUNITY ENVIRONMENT				
USEPA Brownfield				
Operation and maintenance	78,978	78,978	78,978	
Total USEPA Brownfield	<u>78,978</u>	<u>78,978</u>	<u>78,978</u>	
TOTAL COMMUNITY ENVIRONMENT	<u>78,978</u>	<u>78,978</u>	<u>78,978</u>	
TOTAL EXPENDITURES	<u>78,978</u>	<u>78,978</u>	<u>78,978</u>	
Net change in fund balance			(154)	(154)
Adjustment for prior year encumbrances	78,978	78,978	78,978	
FUND (DEFICIT) AT BEGINNING OF YEAR	<u>(73,689)</u>	<u>(73,689)</u>	<u>(73,689)</u>	
FUND BALANCE AT END OF YEAR	<u>\$ 5,289</u>	<u>\$ 5,289</u>	<u>\$ 5,135</u>	<u>\$ (154)</u>

CITY OF ELYRIA, OHIO
SCHEDULE OF REVENUES, EXPENDITURES AND CHANGES IN FUND
BALANCE-BUDGET AND ACTUAL (NON-GAAP BUDGETARY BASIS)-
MUNI COURT TECHNOLOGY FUND-LEGAL APPROPRIATION LEVEL
FOR THE YEAR ENDED DECEMBER 31, 2008

	MUNI COURT TECHNOLOGY FUND			Variance with Final Budget Positive (Negative)
	<u>Budgeted Amounts</u>		<u>Actual</u>	
	<u>Original</u>	<u>Final</u>		
REVENUES				
Interest earnings	\$ 4,000	\$ 4,000	\$ 5,181	\$ 1,181
Fines and forfeitures	170,000	170,000	178,139	8,139
TOTAL REVENUES	<u>174,000</u>	<u>174,000</u>	<u>183,320</u>	<u>9,320</u>
EXPENDITURES				
GENERAL GOVERNMENT				
Muni Court Technology				
Personal services	28,100	28,100	22,435	5,665
Fringe benefits	10,175	10,175	8,509	1,666
Operation and maintenance	127,550	176,450	154,732	21,718
Capital outlay	30,000	20,000	16,655	3,345
Total Muni Court Technology	<u>195,825</u>	<u>234,725</u>	<u>202,331</u>	<u>32,394</u>
TOTAL GENERAL GOVERNMENT	<u>195,825</u>	<u>234,725</u>	<u>202,331</u>	<u>32,394</u>
TOTAL EXPENDITURES	<u>195,825</u>	<u>234,725</u>	<u>202,331</u>	<u>32,394</u>
Net change in fund balance	(21,825)	(60,725)	(19,011)	41,714
Adjustments for prior year encumbrances	43,666	43,666	43,666	
FUND BALANCE AT BEGINNING OF YEAR	<u>140,942</u>	<u>140,942</u>	<u>140,942</u>	
FUND BALANCE AT END OF YEAR	<u>\$ 162,783</u>	<u>\$ 123,883</u>	<u>\$ 165,597</u>	<u>\$ 41,714</u>

CITY OF ELYRIA, OHIO
SCHEDULE OF REVENUES, EXPENDITURES AND CHANGES IN FUND
BALANCE-BUDGET AND ACTUAL (NON-GAAP BUDGETARY BASIS)-
MUNI COURT SECURITY FUND-LEGAL APPROPRIATION LEVEL
FOR THE YEAR ENDED DECEMBER 31, 2008

	MUNI COURT SECURITY FUND			Variance with Final Budget Positive (Negative)
	<u>Budgeted Amounts</u>		<u>Actual</u>	
	<u>Original</u>	<u>Final</u>		
REVENUES				
Interest earnings	\$ 3,000	\$ 3,000	\$ 1,371	\$ (1,629)
Fines and forfeitures	90,000	104,400	105,421	\$ 1,021
Miscellaneous revenues		3,240	4,860	1,620
TOTAL REVENUES	93,000	110,640	111,652	1,012
EXPENDITURES				
GENERAL GOVERNMENT				
Muni Court Security				
Personal services	97,427	118,827	118,207	620
Fringe benefits	15,558	20,958	19,437	1,521
Operation and maintenance	17,700	15,200	14,958	242
Capital outlay	4,894	4,894	4,676	218
Total Muni Court Security	135,579	159,879	157,278	2,601
TOTAL GENERAL GOVERNMENT	135,579	159,879	157,278	2,601
TOTAL EXPENDITURES	135,579	159,879	157,278	2,601
Excess (deficiency) of revenues over expenditures	(42,579)	(49,239)	(45,626)	3,613
OTHER FINANCING SOURCES				
Advances in		7,000	10,000	3,000
TOTAL OTHER FINANCING		7,000	10,000	3,000
Net change in fund balance	(42,579)	(42,239)	(35,626)	6,613
Adjustments for prior year encumbrances	6,344	6,344	6,344	
FUND BALANCE AT BEGINNING OF YEAR	36,301	36,301	36,301	
FUND BALANCE AT END OF YEAR	\$ 66	\$ 406	\$ 7,019	\$ 6,613

CITY OF ELYRIA, OHIO
SCHEDULE OF REVENUES, EXPENDITURES AND CHANGES IN FUND
BALANCE-BUDGET AND ACTUAL (NON-GAAP BUDGETARY BASIS)-
MUNICIPAL COURT CONSTRUCTION / IMPROVEMENT FUND-LEGAL APPROPRIATION LEVEL
FOR THE YEAR ENDED DECEMBER 31, 2008

	<u>MUNICIPAL COURT CONSTRUCTION / IMPROVEMENT FUND</u>			
	<u>Budgeted Amounts</u>			Variance
	<u>Original</u>	<u>Final</u>	<u>Actual</u>	with Final Budget Positive (Negative)
REVENUES				
Interest earnings	\$ 50,000	\$ 50,000	\$ 58,685	\$ 8,685
Fines and forfeitures	500,000	500,000	512,554	12,554
Miscellaneous revenue			1,036	1,036
TOTAL REVENUES	<u>550,000</u>	<u>550,000</u>	<u>572,275</u>	<u>22,275</u>
EXPENDITURES				
GENERAL GOVERNMENT				
Muni Court Constr/Imp				
Operation and maintenance	60,000	90,000	25,194	64,806
Debt service - principal retirement	75,000	80,000	80,000	
Interest	565,804	561,118	561,118	
Capital outlay	1,518,500	1,525,000	1,335,404	189,596
Total Muni Court Constr/Imp	<u>2,219,304</u>	<u>2,256,118</u>	<u>2,001,716</u>	<u>254,402</u>
TOTAL GENERAL GOVERNMENT	<u>2,219,304</u>	<u>2,256,118</u>	<u>2,001,716</u>	<u>254,402</u>
TOTAL EXPENDITURES	<u>2,219,304</u>	<u>2,256,118</u>	<u>2,001,716</u>	<u>254,402</u>
Net change in fund balances	(1,669,304)	(1,706,118)	(1,429,441)	276,677
Adjustment for prior year encumbrances	1,320,757	1,320,757	1,320,757	
FUND BALANCE AT BEGINNING OF YEAR	<u>1,140,352</u>	<u>1,140,352</u>	<u>1,140,352</u>	
FUND BALANCE AT END OF YEAR	<u>\$ 791,805</u>	<u>\$ 754,991</u>	<u>\$ 1,031,668</u>	<u>\$ 276,677</u>

CITY OF ELYRIA, OHIO
SCHEDULE OF REVENUES, EXPENDITURES AND CHANGES IN FUND
BALANCE-BUDGET AND ACTUAL (NON-GAAP BUDGETARY BASIS)-
SPECIAL PARKING FINES FUND-LEGAL APPROPRIATION LEVEL
FOR THE YEAR ENDED DECEMBER 31, 2008

	<u>SPECIAL PARKING FINES FUND</u>			Variance with Final Budget Positive (Negative)
	<u>Budgeted Amounts</u>		<u>Actual</u>	
	<u>Original</u>	<u>Final</u>		
REVENUES				
Interest earnings	\$ 1,000	\$ 1,000	\$ 1,521	\$ 521
Fines and forfeitures	10,000	5,400	5,156	(244)
TOTAL REVENUES	<u>11,000</u>	<u>6,400</u>	<u>6,677</u>	<u>277</u>
EXPENDITURES				
GENERAL GOVERNMENT				
Special Parking Fine				
Operation and maintenance	9,000	9,000	4,625	4,375
Capital outlay	15,000	35,000	24,000	11,000
Total Special Parking Fine	<u>24,000</u>	<u>44,000</u>	<u>28,625</u>	<u>15,375</u>
TOTAL GENERAL GOVERNMENT	<u>24,000</u>	<u>44,000</u>	<u>28,625</u>	<u>15,375</u>
TOTAL EXPENDITURES	<u>24,000</u>	<u>44,000</u>	<u>28,625</u>	<u>15,375</u>
Net change in fund balance	(13,000)	(37,600)	(21,948)	15,652
Adjustments for prior year encumbrances	3,500	3,500	3,500	
FUND BALANCE AT BEGINNING OF YEAR	<u>51,502</u>	<u>51,502</u>	<u>51,502</u>	
FUND BALANCE AT END OF YEAR	<u>\$ 42,002</u>	<u>\$ 17,402</u>	<u>\$ 33,054</u>	<u>\$ 15,652</u>

CITY OF ELYRIA, OHIO
SCHEDULE OF REVENUES, EXPENDITURES AND CHANGES IN FUND
BALANCE-BUDGET AND ACTUAL (NON-GAAP BUDGETARY BASIS)-
LEGAL RESEARCH & COURT COMPUTERIZATION FUND - LEGAL APPROPRIATION LEVEL
FOR THE YEAR ENDED DECEMBER 31, 2008

	<u>LEGAL RESEARCH & COURT COMPUTERIZATION FUND</u>			Variance with Final Budget Positive (Negative)
	<u>Budgeted Amounts</u>		<u>Actual</u>	
	<u>Original</u>	<u>Final</u>		
REVENUES				
Interest earnings	\$	\$	\$ 4,040	\$ 4,040
Fines and forfeitures	50,000	50,000	53,181	3,181
TOTAL REVENUES	<u>50,000</u>	<u>50,000</u>	<u>57,221</u>	<u>7,221</u>
EXPENDITURES				
GENERAL GOVERNMENT				
Legal Research & Court Computerization				
Operation and maintenance	35,875	35,875	27,248	8,627
Capital outlay	1,175	1,183	1,183	
Total Legal Research & Court Comp.	<u>37,050</u>	<u>37,058</u>	<u>28,431</u>	<u>8,627</u>
TOTAL GENERAL GOVERNMENT	<u>37,050</u>	<u>37,058</u>	<u>28,431</u>	<u>8,627</u>
TOTAL EXPENDITURES	<u>37,050</u>	<u>37,058</u>	<u>28,431</u>	<u>8,627</u>
Net change in fund balance	12,950	12,942	28,790	15,848
Adjustments for prior year encumbrances	2,076	2,076	2,076	
FUND BALANCE AT BEGINNING OF YEAR	<u>82,872</u>	<u>82,872</u>	<u>82,872</u>	
FUND BALANCE AT END OF YEAR	<u>\$ 97,898</u>	<u>\$ 97,890</u>	<u>\$ 113,738</u>	<u>\$ 15,848</u>

CITY OF ELYRIA, OHIO
 SCHEDULE OF REVENUES, EXPENDITURES AND CHANGES IN FUND
 BALANCE-BUDGET AND ACTUAL (NON-GAAP BUDGETARY BASIS)-
 SPECIAL COURT MAINTENANCE FUND - LEGAL APPROPRIATION LEVEL
 FOR THE YEAR ENDED DECEMBER 31, 2008

SPECIAL COURT MAINTENANCE FUND				
	<u>Budgeted Amounts</u>			Variance with Final Budget Positive (Negative)
	<u>Original</u>	<u>Final</u>	<u>Actual</u>	<u>(Negative)</u>
REVENUES				
Interest earnings	\$	\$	\$ 20	\$ 20
Fines and forfeitures	6,700	6,700	7,801	1,101
TOTAL REVENUES	<u>6,700</u>	<u>6,700</u>	<u>7,821</u>	<u>1,121</u>
EXPENDITURES				
GENERAL GOVERNMENT				
Special Court Maintenance				
Operation and maintenance	3,000	3,000	3,000	
Total Special Court Maintenance	<u>3,000</u>	<u>3,000</u>	<u>3,000</u>	
TOTAL GENERAL GOVERNMENT	<u>3,000</u>	<u>3,000</u>	<u>3,000</u>	
TOTAL EXPENDITURES	<u>3,000</u>	<u>3,000</u>	<u>3,000</u>	
Net change in fund balance	3,700	3,700	4,821	1,121
FUND BALANCE AT BEGINNING OF YEAR				
FUND BALANCE AT END OF YEAR	<u>\$ 3,700</u>	<u>\$ 3,700</u>	<u>\$ 4,821</u>	<u>\$ 1,121</u>

CITY OF ELYRIA, OHIO
SCHEDULE OF REVENUES, EXPENDITURES AND CHANGES IN FUND
BALANCE-BUDGET AND ACTUAL (NON-GAAP BUDGETARY BASIS)-
MUNI COURT SPECIAL COLLECTIONS FUND - LEGAL APPROPRIATION LEVEL
FOR THE YEAR ENDED DECEMBER 31, 2008

	MUNI COURT SPECIAL COLLECTIONS FUND			Variance with Final Budget Positive (Negative)
	<u>Budgeted Amounts</u>		<u>Actual</u>	
	<u>Original</u>	<u>Final</u>		
REVENUES				
Interest earnings	\$	\$	\$ 6,661	\$ 6,661
Fines and forfeitures	50,000	50,000	90,829	40,829
TOTAL REVENUES	50,000	50,000	97,490	47,490
EXPENDITURES				
GENERAL GOVERNMENT				
Special Collections				
Operation and maintenance		6,500	6,300	200
Total Special Collections		6,500	6,300	200
TOTAL GENERAL GOVERNMENT		6,500	6,300	200
TOTAL EXPENDITURES		6,500	6,300	200
Excess (deficiency) of revenues over expenditures	50,000	43,500	91,190	47,690
OTHER FINANCING (USES)				
Transfers out		(10,000)	(10,000)	
TOTAL OTHER FINANCING SOURCES		(10,000)	(10,000)	
Net change in fund balance	50,000	33,500	81,190	47,690
FUND BALANCE AT BEGINNING OF YEAR	148,467	148,467	148,467	
FUND BALANCE AT END OF YEAR	\$ 198,467	\$ 181,967	\$ 229,657	\$ 47,690

CITY OF ELYRIA, OHIO
SCHEDULE OF REVENUES, EXPENDITURES AND CHANGES IN FUND
BALANCE-BUDGET AND ACTUAL (NON-GAAP BUDGETARY BASIS)-
FOOD SERVICE OPERATIONS FUND-LEGAL APPROPRIATION LEVEL
FOR THE YEAR ENDED DECEMBER 31, 2008

	FOOD SERVICE OPERATIONS FUND			Variance with Final Budget Positive (Negative)
	<u>Budgeted Amounts</u>		<u>Actual</u>	
	<u>Original</u>	<u>Final</u>		
REVENUES				
Licenses and permits	\$ 60,000	\$ 60,000	\$ 42,154	\$ (17,846)
Interest earnings	1,000	1,000	2,312	1,312
TOTAL REVENUES	61,000	61,000	44,466	(16,534)
EXPENDITURES				
HEALTH				
Food Service				
Personal services	40,782	46,782	43,000	3,782
Fringe benefits	17,987	11,987	9,224	2,763
Operation and maintenance	1,231	1,231	1,108	123
Total Food Service	60,000	60,000	53,332	6,668
TOTAL HEALTH	60,000	60,000	53,332	6,668
TOTAL EXPENDITURES	60,000	60,000	53,332	6,668
Excess (deficiency) of revenues over expenditures	1,000	1,000	(8,866)	(9,866)
OTHER FINANCING SOURCES				
Transfers in	30,000	30,000	30,000	
TOTAL OTHER FINANCING SOURCES	30,000	30,000	30,000	
Net change in fund balance	31,000	31,000	21,134	(9,866)
FUND BALANCE AT BEGINNING OF YEAR	37,883	37,883	37,883	
FUND BALANCE AT END OF YEAR	\$ 68,883	\$ 68,883	\$ 59,017	\$ (9,866)

CITY OF ELYRIA, OHIO
SCHEDULE OF REVENUES, EXPENDITURES AND CHANGES IN FUND
BALANCE-BUDGET AND ACTUAL (NON-GAAP BUDGETARY BASIS)-
DENTAL HEALTH GRANT FUND-LEGAL APPROPRIATION LEVEL
FOR THE YEAR ENDED DECEMBER 31, 2008

	DENTAL HEALTH GRANT FUND			Variance with Final Budget Positive (Negative)
	<u>Budgeted Amounts</u>		<u>Actual</u>	
	<u>Original</u>	<u>Final</u>		
REVENUES				
Intergovernmental revenues	\$ 45,000	\$ 45,000	\$ 45,793	\$ 793
TOTAL REVENUES	<u>45,000</u>	<u>45,000</u>	<u>45,793</u>	<u>793</u>
EXPENDITURES				
HEALTH				
Dental Sealant Program				
Personal services	20,805	20,805	16,477	4,328
Fringe benefits	3,631	3,631	2,754	877
Operation and maintenance	20,564	20,564	11,971	8,593
Total Dental Sealant Program	<u>45,000</u>	<u>45,000</u>	<u>31,202</u>	<u>13,798</u>
TOTAL HEALTH	<u>45,000</u>	<u>45,000</u>	<u>31,202</u>	<u>13,798</u>
TOTAL EXPENDITURES	<u>45,000</u>	<u>45,000</u>	<u>31,202</u>	<u>13,798</u>
Net change in fund balance			14,591	14,591
Adjustment for prior year encumbrances	1,210	1,210	1,210	
FUND BALANCE AT BEGINNING OF YEAR	<u>61,133</u>	<u>61,133</u>	<u>61,133</u>	
FUND BALANCE AT END OF YEAR	<u>\$ 62,343</u>	<u>\$ 62,343</u>	<u>\$ 76,934</u>	<u>\$ 14,591</u>

CITY OF ELYRIA, OHIO
 SCHEDULE OF REVENUES, EXPENDITURES AND CHANGES IN FUND
 BALANCE-BUDGET AND ACTUAL (NON-GAAP BUDGETARY BASIS)-
 HOUSEHOLD SEWAGE DISPOSAL PERMIT FEE FUND-LEGAL APPROPRIATION LEVEL
 FOR THE YEAR ENDED DECEMBER 31, 2008

HOUSEHOLD SEWAGE DISPOSAL PERMIT FEE FUND			
	<u>Budgeted Amounts</u>		Variance with Final Budget Positive (Negative)
	<u>Original</u>	<u>Final</u>	<u>Actual</u>
REVENUES			
Licenses and permits	\$	\$	\$ 580
TOTAL REVENUES			580
Net change in fund balance			580
FUND BALANCE AT BEGINNING OF YEAR	400	400	400
FUND BALANCE AT END OF YEAR	\$ 400	\$ 400	\$ 980

CITY OF ELYRIA, OHIO
 SCHEDULE OF REVENUES, EXPENDITURES AND CHANGES IN FUND
 BALANCE-BUDGET AND ACTUAL (NON-GAAP BUDGETARY BASIS)-
 MANUFACTURED HOME/PARK PLACEMENT FEE FUND-LEGAL APPROPRIATION LEVEL
 FOR THE YEAR ENDED DECEMBER 31, 2008

MANUFACTURED HOME/PARK PLACEMENT FEE FUND			
	<u>Budgeted Amounts</u>		Variance with Final Budget Positive (Negative)
	<u>Original</u>	<u>Final</u>	
REVENUES			
Licenses and permits	\$ _____	\$ _____	\$ 1,382
TOTAL REVENUES	_____	_____	1,382
Net change in fund balance			1,382
FUND BALANCE AT BEGINNING OF YEAR	_____	_____	_____
FUND BALANCE AT END OF YEAR	\$ _____	\$ _____	\$ 1,382

CITY OF ELYRIA, OHIO
SCHEDULE OF REVENUES, EXPENDITURES AND CHANGES IN FUND
BALANCE-BUDGET AND ACTUAL (NON-GAAP BUDGETARY BASIS)-
SPECIAL TRAFFIC MAGISTRATE FUND-LEGAL APPROPRIATION LEVEL
FOR THE YEAR ENDED DECEMBER 31, 2008

	<u>SPECIAL TRAFFIC MAGISTRATE FUND</u>			Variance with Final Budget Positive (Negative)
	<u>Budgeted Amounts</u>		<u>Actual</u>	
	<u>Original</u>	<u>Final</u>		
REVENUES				
Interest earnings	\$		\$ 1,212	\$ 1,212
Miscellaneous revenues	32,000	32,000	36,776	4,776
TOTAL REVENUES	<u>32,000</u>	<u>32,000</u>	<u>37,988</u>	<u>5,988</u>
EXPENDITURES				
GENERAL GOVERNMENT				
Special Traffic Magistrate				
Personal services	22,000	22,000	20,506	1,494
Fringe benefits	3,440	3,440	3,388	52
Total Special Traffic Magistrate	<u>25,440</u>	<u>25,440</u>	<u>23,894</u>	<u>1,546</u>
TOTAL GENERAL GOVERNMENT	<u>25,440</u>	<u>25,440</u>	<u>23,894</u>	<u>1,546</u>
TOTAL EXPENDITURES	<u>25,440</u>	<u>25,440</u>	<u>23,894</u>	<u>1,546</u>
Net change in fund balance	6,560	6,560	14,094	7,534
FUND BALANCE AT BEGINNING OF YEAR	<u>28,222</u>	<u>28,222</u>	<u>28,222</u>	
FUND BALANCE AT END OF YEAR	<u>\$ 34,782</u>	<u>\$ 34,782</u>	<u>\$ 42,316</u>	<u>\$ 7,534</u>

CITY OF ELYRIA, OHIO
SCHEDULE OF REVENUES, EXPENDITURES AND CHANGES IN FUND
BALANCE-BUDGET AND ACTUAL (NON-GAAP BUDGETARY BASIS)-
SWIMMING POOL INSPECTION FUND-LEGAL APPROPRIATION LEVEL
FOR THE YEAR ENDED DECEMBER 31, 2008

	SWIMMING POOL INSPECTION FUND			Variance with Final Budget Positive (Negative)
	<u>Budgeted Amounts</u>		<u>Actual</u>	
	<u>Original</u>	<u>Final</u>		
REVENUES				
Licenses and permits	\$ 3,000	\$ 3,000	\$ 3,010	\$ 10
Interest earnings			39	39
TOTAL REVENUES	<u>3,000</u>	<u>3,000</u>	<u>3,049</u>	<u>49</u>
EXPENDITURES				
HEALTH				
Swimming Pool Inspection				
Personal services	4,819	5,019	4,985	34
Fringe benefits	1,982	1,782	1,305	477
Operation and maintenance	199	199	45	154
Total Swimming Pool Inspection	<u>7,000</u>	<u>7,000</u>	<u>6,335</u>	<u>665</u>
TOTAL HEALTH	<u>7,000</u>	<u>7,000</u>	<u>6,335</u>	<u>665</u>
TOTAL EXPENDITURES	<u>7,000</u>	<u>7,000</u>	<u>6,335</u>	<u>665</u>
Excess (deficiency) of revenues over expenditures	(4,000)	(4,000)	(3,286)	714
OTHER FINANCING SOURCES				
Transfers in	3,300	3,300	3,000	(300)
TOTAL OTHER FINANCING SOURCES	<u>3,300</u>	<u>3,300</u>	<u>3,000</u>	<u>(300)</u>
Net change in fund balance	(700)	(700)	(286)	414
FUND BALANCE AT BEGINNING OF YEAR	<u>704</u>	<u>704</u>	<u>704</u>	
FUND BALANCE AT END OF YEAR	<u>\$ 4</u>	<u>\$ 4</u>	<u>\$ 418</u>	<u>\$ 414</u>

CITY OF ELYRIA, OHIO
SCHEDULE OF REVENUES, EXPENDITURES AND CHANGES IN FUND
BALANCE-BUDGET AND ACTUAL (NON-GAAP BUDGETARY BASIS)-
LAW ENFORCEMENT FUND-LEGAL APPROPRIATION LEVEL
FOR THE YEAR ENDED DECEMBER 31, 2008

	LAW ENFORCEMENT FUND			Variance with Final Budget Positive (Negative)
	<u>Budgeted Amounts</u>		<u>Actual</u>	
	<u>Original</u>	<u>Final</u>		
REVENUES				
Interest earnings	\$ 1,000	\$ 1,000	\$ 3,868	\$ 2,868
Miscellaneous revenues	30,000	2,100	2,052	(48)
TOTAL REVENUES	<u>31,000</u>	<u>3,100</u>	<u>5,920</u>	<u>2,820</u>
EXPENDITURES				
PUBLIC SAFETY				
Law Enforcement				
Operation and maintenance	43,585	43,585	39,273	4,312
Capital outlay	39,244	39,244	33,444	5,800
Total Law Enforcement	<u>82,829</u>	<u>82,829</u>	<u>72,717</u>	<u>10,112</u>
TOTAL PUBLIC SAFETY	<u>82,829</u>	<u>82,829</u>	<u>72,717</u>	<u>10,112</u>
TOTAL EXPENDITURES	<u>82,829</u>	<u>82,829</u>	<u>72,717</u>	<u>10,112</u>
Net change in fund balance	(51,829)	(79,729)	(66,797)	12,932
Adjustment for prior year encumbrances	4,352	4,352	4,352	
FUND BALANCE AT BEGINNING OF YEAR	<u>120,481</u>	<u>120,481</u>	<u>120,481</u>	
FUND BALANCE AT END OF YEAR	<u>\$ 73,004</u>	<u>\$ 45,104</u>	<u>\$ 58,036</u>	<u>\$ 12,932</u>

CITY OF ELYRIA, OHIO
SCHEDULE OF REVENUES, EXPENDITURES AND CHANGES IN FUND
BALANCE-BUDGET AND ACTUAL (NON-GAAP BUDGETARY BASIS)-
MANDATORY DRUG FINE FUND-LEGAL APPROPRIATION LEVEL
FOR THE YEAR ENDED DECEMBER 31, 2008

	MANDATORY DRUG FINE FUND			Variance with Final Budget Positive (Negative)
	<u>Budgeted Amounts</u>		<u>Actual</u>	
	<u>Original</u>	<u>Final</u>		
REVENUES				
Interest earnings	\$ 700	\$ 700	\$ 273	\$ (427)
Fines and forfeitures	5,000	5,000	7,910	2,910
Miscellaneous revenues			162	162
TOTAL REVENUES	<u>5,700</u>	<u>5,700</u>	<u>8,345</u>	<u>2,645</u>
EXPENDITURES				
PUBLIC SAFETY				
Mandatory Drug Fine				
Operation and maintenance	10,200	10,217	10,217	
Total Mandatory Drug Fine	<u>10,200</u>	<u>10,217</u>	<u>10,217</u>	
TOTAL PUBLIC SAFETY	<u>10,200</u>	<u>10,217</u>	<u>10,217</u>	
TOTAL EXPENDITURES	<u>10,200</u>	<u>10,217</u>	<u>10,217</u>	
Net change in fund balance	(4,500)	(4,517)	(1,872)	2,645
Adjustment for prior year encumbrances	1,400	1,400	1,400	
FUND BALANCE AT BEGINNING OF YEAR	<u>3,187</u>	<u>3,187</u>	<u>3,187</u>	
FUND BALANCE AT END OF YEAR	<u>\$ 87</u>	<u>\$ 70</u>	<u>\$ 2,715</u>	<u>\$ 2,645</u>

CITY OF ELYRIA, OHIO
SCHEDULE OF REVENUES, EXPENDITURES AND CHANGES IN FUND
BALANCE-BUDGET AND ACTUAL (NON-GAAP BUDGETARY BASIS)-
INDIGENT DRIVERS ALCOHOL TREATMENT FUND-LEGAL APPROPRIATION LEVEL
FOR THE YEAR ENDED DECEMBER 31, 2008

	<u>INDIGENT DRIVERS ALCOHOL TREATMENT FUND</u>			Variance with Final Budget Positive (Negative)
	<u>Budgeted Amounts</u>		<u>Actual</u>	
	<u>Original</u>	<u>Final</u>		
REVENUES				
Licenses and permits	\$ 15,000	\$ 15,000	\$	\$ (15,000)
Interest earnings	20,000	15,100	15,090	(10)
Fines and forfeitures	<u>35,000</u>	<u>35,000</u>	<u>33,255</u>	<u>(1,745)</u>
TOTAL REVENUES	<u>70,000</u>	<u>65,100</u>	<u>48,345</u>	<u>(16,755)</u>
EXPENDITURES				
GENERAL GOVERNMENT				
Indigent Drivers Alcohol Treatment				
Operation and maintenance	<u>246,400</u>	<u>246,400</u>	<u>26,251</u>	<u>220,149</u>
Total Indigent Drivers Alcohol Treatment	<u>246,400</u>	<u>246,400</u>	<u>26,251</u>	<u>220,149</u>
TOTAL GENERAL GOVERNMENT	<u>246,400</u>	<u>246,400</u>	<u>26,251</u>	<u>220,149</u>
TOTAL EXPENDITURES	<u>246,400</u>	<u>246,400</u>	<u>26,251</u>	<u>220,149</u>
Net change in fund balance	(176,400)	(181,300)	22,094	203,394
FUND BALANCE AT BEGINNING OF YEAR	<u>470,994</u>	<u>470,994</u>	<u>470,994</u>	
FUND BALANCE AT END OF YEAR	<u>\$ 294,594</u>	<u>\$ 289,694</u>	<u>\$ 493,088</u>	<u>\$ 203,394</u>

CITY OF ELYRIA, OHIO
SCHEDULE OF REVENUES, EXPENDITURES AND CHANGES IN FUND
BALANCE-BUDGET AND ACTUAL (NON-GAAP BUDGETARY BASIS)-
ALCOHOL ENFORCEMENT AND EDUCATION FUND-LEGAL APPROPRIATION LEVEL
FOR THE YEAR ENDED DECEMBER 31, 2008

ALCOHOL ENFORCEMENT AND EDUCATION FUND				
	Budgeted Amounts			Variance
	Original	Final	Actual	with Final Budget Positive (Negative)
REVENUES				
Interest earnings	\$ 1,000	\$ 1,000	\$ 874	\$ (126)
Fines and forfeitures	1,800	1,800	3,399	1,599
TOTAL REVENUES	2,800	2,800	4,273	1,473
Net change in fund balance	2,800	2,800	4,273	1,473
FUND BALANCE AT BEGINNING OF YEAR	24,772	24,772	24,772	
FUND BALANCE AT END OF YEAR	\$ 27,572	\$ 27,572	\$ 29,045	\$ 1,473

CITY OF ELYRIA, OHIO
SCHEDULE OF REVENUES, EXPENDITURES AND CHANGES IN FUND
BALANCE-BUDGET AND ACTUAL (NON-GAAP BUDGETARY BASIS)-
POLICE LEVY FUND-LEGAL APPROPRIATION LEVEL
FOR THE YEAR ENDED DECEMBER 31, 2008

POLICE LEVY FUND				
	<u>Budgeted Amounts</u>			Variance
	<u>Original</u>	<u>Final</u>	<u>Actual</u>	with Final Budget Positive (Negative)
REVENUES				
Taxes	\$ 3,074,800	\$ 3,074,800	\$ 3,118,545	\$ 43,745
Intergovernmental revenues	299,163	299,163	166,564	(132,599)
Interest earnings	20,000	20,000	12,072	(7,928)
Miscellaneous revenues	30,000	30,000	48,007	18,007
TOTAL REVENUES	<u>3,423,963</u>	<u>3,423,963</u>	<u>3,345,188</u>	<u>(78,775)</u>
EXPENDITURES				
PUBLIC SAFETY				
Police Levy				
Personal services	2,560,374	2,560,374	2,391,856	168,518
Fringe benefits	743,025	743,025	716,520	26,505
Operation and maintenance	394,263	394,263	356,138	38,125
Capital outlay	74,183	74,183	74,183	
Total Police Levy	<u>3,771,845</u>	<u>3,771,845</u>	<u>3,538,697</u>	<u>233,148</u>
TOTAL PUBLIC SAFETY	<u>3,771,845</u>	<u>3,771,845</u>	<u>3,538,697</u>	<u>233,148</u>
TOTAL EXPENDITURES	<u>3,771,845</u>	<u>3,771,845</u>	<u>3,538,697</u>	<u>233,148</u>
Excess (deficiency) of revenues over expenditures	(347,882)	(347,882)	(193,509)	154,373
OTHER FINANCING SOURCES				
Other financing sources			7,575	7,575
TOTAL OTHER FINANCING SOURCES			<u>7,575</u>	<u>7,575</u>
Net change in fund balance	(347,882)	(347,882)	(185,934)	161,948
Adjustment for prior year encumbrances	83,545	83,545	83,545	
FUND BALANCE AT BEGINNING OF YEAR	<u>264,349</u>	<u>264,349</u>	<u>264,349</u>	
FUND BALANCE (DEFICIT) AT END OF YEAR	<u>\$ 12</u>	<u>\$ 12</u>	<u>\$ 161,960</u>	<u>\$ 161,948</u>

CITY OF ELYRIA, OHIO
SCHEDULE OF REVENUES, EXPENDITURES AND CHANGES IN FUND
BALANCE-BUDGET AND ACTUAL (NON-GAAP BUDGETARY BASIS)-
WAGNER TRUST FUND-LEGAL APPROPRIATION LEVEL
FOR THE YEAR ENDED DECEMBER 31, 2008

	WAGNER TRUST FUND			Variance with Final Budget Positive (Negative)
	<u>Budgeted Amounts</u>		<u>Actual</u>	
	<u>Original</u>	<u>Final</u>		
REVENUES				
Interest earnings	\$ 200	\$ 200	\$ 326	\$ 126
Miscellaneous revenues	4,000	4,000	4,447	447
TOTAL REVENUES	4,200	4,200	4,773	573
EXPENDITURES				
CULTURE AND RECREATION				
Wagner Trust				
Personal services	4,741	7,291	5,994	1,297
Fringe benefits	828	1,278	1,000	278
Total Wagner Trust	5,569	8,569	6,994	1,575
TOTAL CULTURE AND RECREATION	5,569	8,569	6,994	1,575
TOTAL EXPENDITURES	5,569	8,569	6,994	1,575
Net change in fund balance	(1,369)	(4,369)	(2,221)	2,148
FUND BALANCE AT BEGINNING OF YEAR	9,792	9,792	9,792	
FUND BALANCE AT END OF YEAR	\$ 8,423	\$ 5,423	\$ 7,571	\$ 2,148

CITY OF ELYRIA, OHIO
SCHEDULE OF REVENUES, EXPENDITURES AND CHANGES IN FUND
BALANCE-BUDGET AND ACTUAL (NON-GAAP BUDGETARY BASIS)-
FINDLEY TRUST FUND-LEGAL APPROPRIATION LEVEL
FOR THE YEAR ENDED DECEMBER 31, 2008

	FINDLEY TRUST FUND			
	<u>Budgeted Amounts</u>			Variance
	<u>Original</u>	<u>Final</u>	<u>Actual</u>	with Final Budget Positive (Negative)
REVENUES				
Interest earnings	\$ 5,000	\$ 5,000	\$ 6,219	\$ 1,219
Miscellaneous revenues	44,000	44,000	55,999	11,999
TOTAL REVENUES	<u>49,000</u>	<u>49,000</u>	<u>62,218</u>	<u>13,218</u>
EXPENDITURES				
CULTURE AND RECREATION				
Findley Trust				
Personal services	10,000	10,000	2,222	7,778
Fringe benefits	1,745	1,745	443	1,302
Operation and maintenance	41,550	41,550	33,466	8,084
Capital outlay	15,800	15,800	15,800	
Total Findley Trust	<u>69,095</u>	<u>69,095</u>	<u>51,931</u>	<u>17,164</u>
TOTAL CULTURE AND RECREATION	<u>69,095</u>	<u>69,095</u>	<u>51,931</u>	<u>17,164</u>
TOTAL EXPENDITURES	<u>69,095</u>	<u>69,095</u>	<u>51,931</u>	<u>17,164</u>
Net change in fund balance	(20,095)	(20,095)	10,287	30,382
Adjustment for prior year encumbrances	16,788	16,788	16,788	
FUND BALANCE AT BEGINNING OF YEAR	<u>165,058</u>	<u>165,058</u>	<u>165,058</u>	
FUND BALANCE AT END OF YEAR	<u>\$ 161,751</u>	<u>\$ 161,751</u>	<u>\$ 192,133</u>	<u>\$ 30,382</u>

CITY OF ELYRIA, OHIO
SCHEDULE OF REVENUES, EXPENDITURES AND CHANGES IN FUND
BALANCE-BUDGET AND ACTUAL (NON-GAAP BUDGETARY BASIS)-
CEMETERY MAINTENANCE AND IMPROVEMENT FUND-LEGAL APPROPRIATION LEVEL
FOR THE YEAR ENDED DECEMBER 31, 2008

CEMETERY MAINTENANCE AND IMPROVEMENT FUND				
	<u>Budgeted Amounts</u>			Variance with Final Budget Positive (Negative)
	<u>Original</u>	<u>Final</u>	<u>Actual</u>	<u>(Negative)</u>
REVENUES				
Charges for services	\$ 80,000	\$ 80,000	\$ 99,354	\$ 19,354
Interest earnings	1,500	1,500	3,000	1,500
TOTAL REVENUES	<u>81,500</u>	<u>81,500</u>	<u>102,354</u>	<u>20,854</u>
EXPENDITURES				
HEALTH				
Cemetery Maintenance and Improvement				
Operation and maintenance	79,475	79,475	51,983	27,492
Capital outlay	45,000	45,000	35,699	9,301
Total Cemetery Maintenance and Improvement	<u>124,475</u>	<u>124,475</u>	<u>87,682</u>	<u>36,793</u>
TOTAL HEALTH	<u>124,475</u>	<u>124,475</u>	<u>87,682</u>	<u>36,793</u>
TOTAL EXPENDITURES	<u>124,475</u>	<u>124,475</u>	<u>87,682</u>	<u>36,793</u>
Excess (deficiency) of revenues over expenditures	(42,975)	(42,975)	14,672	57,647
OTHER FINANCING SOURCES				
Transfers in	20,000	20,000	11,686	(8,314)
TOTAL OTHER FINANCING SOURCES	<u>20,000</u>	<u>20,000</u>	<u>11,686</u>	<u>(8,314)</u>
Net change in fund balance	(22,975)	(22,975)	26,358	49,333
Adjustment for prior year encumbrances	1,982	1,982	1,982	
FUND BALANCE AT BEGINNING OF YEAR	<u>78,206</u>	<u>78,206</u>	<u>78,206</u>	
FUND BALANCE AT END OF YEAR	<u>\$ 57,213</u>	<u>\$ 57,213</u>	<u>\$ 106,546</u>	<u>\$ 49,333</u>

CITY OF ELYRIA, OHIO
SCHEDULE OF REVENUES, EXPENDITURES AND CHANGES IN FUND
BALANCE-BUDGET AND ACTUAL (NON-GAAP BUDGETARY BASIS)-
BROWNFIELD PETROLEUM ASSESSMENT GRANT FUND-LEGAL APPROPRIATION LEVEL
FOR THE YEAR ENDED DECEMBER 31, 2008

BROWNFIELD PETROLEUM ASSESSMENT GRANT FUND				
	<u>Budgeted Amounts</u>			Variance with Final Budget Positive (Negative)
	<u>Original</u>	<u>Final</u>	<u>Actual</u>	<u>(Negative)</u>
REVENUES				
Intergovernmental revenues	\$ 200,000	\$ 200,000	\$ 721	\$ (199,279)
TOTAL REVENUES	<u>200,000</u>	<u>200,000</u>	<u>721</u>	<u>(199,279)</u>
EXPENDITURES				
COMMUNITY ENVIRONMENT				
Brownfield Petroleum Assessment				
Operation and maintenance	200,000	200,000	721	199,279
Total Brownfield Petroleum Assessment	<u>200,000</u>	<u>200,000</u>	<u>721</u>	<u>199,279</u>
TOTAL COMMUNITY ENVIRONMENT	<u>200,000</u>	<u>200,000</u>	<u>721</u>	<u>199,279</u>
TOTAL EXPENDITURES	<u>200,000</u>	<u>200,000</u>	<u>721</u>	<u>199,279</u>
Net change in fund balance				
FUND BALANCE AT BEGINNING OF YEAR	<u> </u>	<u> </u>	<u> </u>	<u> </u>
FUND BALANCE AT END OF YEAR	<u>\$</u>	<u>\$</u>	<u>\$</u>	<u>\$</u>

CITY OF ELYRIA, OHIO
 SCHEDULE OF REVENUES, EXPENDITURES AND CHANGES IN FUND
 BALANCE-BUDGET AND ACTUAL (NON-GAAP BUDGETARY BASIS)-
 BROWNFIELD HAZARDOUS ASSESSMENT GRANT FUND-LEGAL APPROPRIATION LEVEL
 FOR THE YEAR ENDED DECEMBER 31, 2008

BROWNFIELD HAZARDOUS ASSESSMENT GRANT FUND				
	<u>Budgeted Amounts</u>			Variance
	<u>Original</u>	<u>Final</u>	<u>Actual</u>	with Final Budget Positive (Negative)
REVENUES				
Intergovernmental revenues	\$ 200,000	\$ 200,000	\$ 721	\$ (199,279)
TOTAL REVENUES	<u>200,000</u>	<u>200,000</u>	<u>721</u>	<u>(199,279)</u>
EXPENDITURES				
COMMUNITY ENVIRONMENT				
Brownfield Hazardous Assessment				
Operation and maintenance	200,000	200,000	721	199,279
Total Brownfield Hazardous Assessment	<u>200,000</u>	<u>200,000</u>	<u>721</u>	<u>199,279</u>
TOTAL COMMUNITY ENVIRONMENT	<u>200,000</u>	<u>200,000</u>	<u>721</u>	<u>199,279</u>
TOTAL EXPENDITURES	<u>200,000</u>	<u>200,000</u>	<u>721</u>	<u>199,279</u>
Net change in fund balance				
FUND BALANCE AT BEGINNING OF YEAR	<u> </u>	<u> </u>	<u> </u>	<u> </u>
FUND BALANCE AT END OF YEAR	<u>\$ </u>	<u>\$ </u>	<u>\$ </u>	<u>\$ </u>

CITY OF ELYRIA, OHIO
SCHEDULE OF REVENUES, EXPENDITURES AND CHANGES IN FUND
BALANCE-BUDGET AND ACTUAL (NON-GAAP BUDGETARY BASIS)-
GENERAL BOND RETIREMENT FUND-LEGAL APPROPRIATION LEVEL
FOR THE YEAR ENDED DECEMBER 31, 2008

	GENERAL BOND RETIREMENT FUND			Variance with Final Budget Positive (Negative)
	<u>Budgeted Amounts</u>		<u>Actual</u>	
	<u>Original</u>	<u>Final</u>		
REVENUES				
Taxes	\$ 1,779,000	\$ 1,779,000	\$ 1,792,152	\$ 13,152
Intergovernmental revenues	80,000	197,900	276,800	78,900
Interest earnings	80,000	80,000	54,515	(25,485)
Miscellaneous revenue			3,535	3,535
TOTAL REVENUES	1,939,000	2,056,900	2,127,002	70,102
EXPENDITURES				
DEBT SERVICE				
General Bond Retirement				
Operation and maintenance	79,000	94,000	91,848	2,152
Principal retirement	1,798,502	1,798,502	1,798,502	
Interest	931,425	931,425	926,185	5,240
Total General Bond Retirement	2,808,927	2,823,927	2,816,535	7,392
TOTAL DEBT SERVICE	2,808,927	2,823,927	2,816,535	7,392
TOTAL EXPENDITURES	2,808,927	2,823,927	2,816,535	7,392
Excess (deficiency) of revenues over expenditures	(869,927)	(767,027)	(689,533)	77,494
OTHER FINANCING SOURCES				
Premium on note sales			27,590	27,590
TOTAL OTHER FINANCING SOURCES			27,590	27,590
Net change in fund balance	(869,927)	(767,027)	(661,943)	105,084
FUND BALANCE AT BEGINNING OF YEAR	1,204,294	1,204,294	1,204,294	
FUND BALANCE AT END OF YEAR	\$ 334,367	\$ 437,267	\$ 542,351	\$ 105,084

CITY OF ELYRIA, OHIO
SCHEDULE OF REVENUES, EXPENDITURES AND CHANGES IN FUND
BALANCE-BUDGET AND ACTUAL (NON-GAAP BUDGETARY BASIS)-
SPECIAL ASSESSMENT BOND RETIREMENT FUND-LEGAL APPROPRIATION LEVEL
FOR THE YEAR ENDED DECEMBER 31, 2008

	SPECIAL ASSESSMENT BOND RETIREMENT FUND			Variance with Final Budget Positive (Negative)
	<u>Budgeted Amounts</u>		<u>Actual</u>	
	<u>Original</u>	<u>Final</u>		
REVENUES				
Interest earnings	\$ 5,000	\$ 3,524	\$ 3,711	\$ 187
Special assessments	313,392	312,077	312,077	
TOTAL REVENUES	<u>318,392</u>	<u>315,601</u>	<u>315,788</u>	<u>187</u>
EXPENDITURES				
DEBT SERVICE				
Special Assessment Bond Retirement				
Operation and maintenance	14,000	14,000	12,820	1,180
Principal retirement	252,988	252,988	252,988	
Interest	51,404	51,404	51,404	
Total Special Assessment Bond Retirement	<u>318,392</u>	<u>318,392</u>	<u>317,212</u>	<u>1,180</u>
TOTAL DEBT SERVICE	<u>318,392</u>	<u>318,392</u>	<u>317,212</u>	<u>1,180</u>
TOTAL EXPENDITURES	<u>318,392</u>	<u>318,392</u>	<u>317,212</u>	<u>1,180</u>
Net change in fund balance		(2,791)	(1,424)	1,367
FUND BALANCE AT BEGINNING OF YEAR	<u>21,688</u>	<u>21,688</u>	<u>21,688</u>	
FUND BALANCE AT END OF YEAR	<u>\$ 21,688</u>	<u>\$ 18,897</u>	<u>\$ 20,264</u>	<u>\$ 1,367</u>

CITY OF ELYRIA, OHIO
 SCHEDULE OF REVENUES, EXPENDITURES AND CHANGES IN FUND
 BALANCE-BUDGET AND ACTUAL (NON-GAAP BUDGETARY BASIS)-
 PARKS IMPROVEMENT FUND-LEGAL APPROPRIATION LEVEL
 FOR THE YEAR ENDED DECEMBER 31, 2008

PARKS IMPROVEMENT FUND				
	<u>Budgeted Amounts</u>		<u>Actual</u>	Variance
	<u>Original</u>	<u>Final</u>		with Final Budget Positive (Negative)
REVENUES				
Interest earnings	\$	\$	\$ 1,255	\$ 1,255
TOTAL REVENUES			1,255	1,255
Net change in fund balance			1,255	1,255
FUND BALANCE AT BEGINNING OF YEAR	45,712	45,712	45,712	
FUND BALANCE AT END OF YEAR	\$ 45,712	\$ 45,712	\$ 46,967	\$ 1,255

CITY OF ELYRIA, OHIO
SCHEDULE OF REVENUES, EXPENDITURES AND CHANGES IN FUND
BALANCE-BUDGET AND ACTUAL (NON-GAAP BUDGETARY BASIS)-
CASCADE/ELYWOOD FUND-LEGAL APPROPRIATION LEVEL
FOR THE YEAR ENDED DECEMBER 31, 2008

	CASCADE/ELYWOOD FUND			Variance with Final Budget Positive (Negative)
	<u>Budgeted Amounts</u>		<u>Actual</u>	
	<u>Original</u>	<u>Final</u>		
REVENUES				
Interest earnings	\$ 500	\$ 500	\$ 753	\$ 253
Miscellaneous revenues		4,600	4,820	220
TOTAL REVENUES	<u>500</u>	<u>5,100</u>	<u>5,573</u>	<u>473</u>
EXPENDITURES				
CULTURE AND RECREATION				
Cascade/Elywood				
Operating and maintenance	10,000	10,000	6,503	3,497
Total Cascade/Elywood	<u>10,000</u>	<u>10,000</u>	<u>6,503</u>	<u>3,497</u>
TOTAL CULTURE AND RECREATION	<u>10,000</u>	<u>10,000</u>	<u>6,503</u>	<u>3,497</u>
TOTAL EXPENDITURES	<u>10,000</u>	<u>10,000</u>	<u>6,503</u>	<u>3,497</u>
Net change in fund balance	(9,500)	(4,900)	(930)	3,970
Adjustment for prior year encumbrances	420	420	420	
FUND BALANCE AT BEGINNING OF YEAR	<u>24,954</u>	<u>24,954</u>	<u>24,954</u>	
FUND BALANCE AT END OF YEAR	<u>\$ 15,874</u>	<u>\$ 20,474</u>	<u>\$ 24,444</u>	<u>\$ 3,970</u>

CITY OF ELYRIA, OHIO
SCHEDULE OF REVENUES, EXPENDITURES AND CHANGES IN FUND
BALANCE-BUDGET AND ACTUAL (NON-GAAP BUDGETARY BASIS)-
STATE ISSUE II CAPITAL PROJECTS FUND-LEGAL APPROPRIATION LEVEL
FOR THE YEAR ENDED DECEMBER 31, 2008

	STATE ISSUE II CAPITAL PROJECTS FUND			
	<u>Budgeted Amounts</u>			Variance with Final Budget Positive (Negative)
	<u>Original</u>	<u>Final</u>	<u>Actual</u>	<u>(Negative)</u>
REVENUES				
Intergovernmental revenues	\$ 12,749	\$ 555,307	\$ 333,579	\$ (221,728)
TOTAL REVENUES	<u>12,749</u>	<u>555,307</u>	<u>333,579</u>	<u>(221,728)</u>
EXPENDITURES				
HIGHWAYS AND STREETS				
Leona / Bell / Case Improvement				
Capital outlay		388,493	248,204	140,289
Total Leona / Bell / Case Improvement		<u>388,493</u>	<u>248,204</u>	<u>140,289</u>
Depot St. / Washington Ave. Improvement				
Capital outlay	12,749	13,718	13,718	
Total Depot St. / Washington Ave. Improvement	<u>12,749</u>	<u>13,718</u>	<u>13,718</u>	
Bellfield Ave. Improvement				
Capital outlay		119,575	71,657	47,918
Total Bellfield Ave. Improvement		<u>119,575</u>	<u>71,657</u>	<u>47,918</u>
TOTAL HIGHWAYS AND STREETS	<u>12,749</u>	<u>521,786</u>	<u>333,579</u>	<u>188,207</u>
TOTAL EXPENDITURES	<u>12,749</u>	<u>521,786</u>	<u>333,579</u>	<u>188,207</u>
Net change in fund balance		33,521		(33,521)
Adjustment for prior year encumbrances	12,748	12,748	12,748	
FUND (DEFICIT) AT BEGINNING OF YEAR	<u>(12,748)</u>	<u>(12,748)</u>	<u>(12,748)</u>	
FUND BALANCE AT END OF YEAR		<u>\$ 33,521</u>		<u>\$ (33,521)</u>

CITY OF ELYRIA, OHIO
SCHEDULE OF REVENUES, EXPENDITURES AND CHANGES IN FUND
BALANCE-BUDGET AND ACTUAL (NON-GAAP BUDGETARY BASIS)-
CHESTNUT COMMONS / RIDGE IMPROVEMENT FUND-LEGAL APPROPRIATION LEVEL
FOR THE YEAR ENDED DECEMBER 31, 2008

CHESTNUT COMMONS / RIDGE IMPROVEMENT FUND				
	<u>Budgeted Amounts</u>			Variance with Final Budget Positive (Negative)
	<u>Original</u>	<u>Final</u>	<u>Actual</u>	
REVENUES				
Interest earnings	\$	\$ 12,353	\$ 12,353	\$
Miscellaneous		1,673	1,673	
TOTAL REVENUES		<u>14,026</u>	<u>14,026</u>	
EXPENDITURES				
COMMUNITY ENVIRONMENT				
Chestnut Commons / Ridge Impr.				
Operating & maintenance		56,442	56,440	2
Debt service - principal retirement	3,430,000	3,430,000	3,430,000	
Interest	137,200	137,200	137,200	
Capital outlay	3,935			
Total Chestnut Commons / Ridge Impr.	<u>3,571,135</u>	<u>3,623,642</u>	<u>3,623,640</u>	<u>2</u>
TOTAL COMMUNITY ENVIRONMENT	<u>3,571,135</u>	<u>3,623,642</u>	<u>3,623,640</u>	<u>2</u>
TOTAL EXPENDITURES	<u>3,571,135</u>	<u>3,623,642</u>	<u>3,623,640</u>	<u>2</u>
Excess (deficiency) of revenues over expenditures	(3,571,135)	(3,609,616)	(3,609,614)	2
OTHER FINANCING SOURCES				
Proceeds of bonds	3,430,000	3,430,000	3,430,000	
TOTAL OTHER FINANCING SOURCES	<u>3,430,000</u>	<u>3,430,000</u>	<u>3,430,000</u>	
Net change in fund balance	(141,135)	(179,616)	(179,614)	2
Adjustment for prior year encumbrances	3,934	3,934	3,934	
FUND BALANCE AT BEGINNING OF YEAR	<u>176,018</u>	<u>176,018</u>	<u>176,018</u>	
FUND BALANCE AT END OF YEAR	<u>\$ 38,817</u>	<u>\$ 336</u>	<u>\$ 338</u>	<u>\$ 2</u>

CITY OF ELYRIA, OHIO
SCHEDULE OF REVENUES, EXPENDITURES AND CHANGES IN FUND
BALANCE-BUDGET AND ACTUAL (NON-GAAP BUDGETARY BASIS)-
49th STREET SPECIAL ASSESSMENT FUND-LEGAL APPROPRIATION LEVEL
FOR THE YEAR ENDED DECEMBER 31, 2008

	49TH STREET SPECIAL ASSESSMENT FUND			
	<u>Budgeted Amounts</u>			Variance
	<u>Original</u>	<u>Final</u>	<u>Actual</u>	with Final Budget Positive (Negative)
EXPENDITURES				
COMMUNITY ENVIRONMENT				
49th Street Special Assessment Improvement				
Capital outlay	\$ 230,000	\$ 230,000	\$ 210,656	\$ 19,344
Total 49th Street Special Assessment Improvement Project	<u>230,000</u>	<u>230,000</u>	<u>210,656</u>	<u>19,344</u>
TOTAL COMMUNITY ENVIRONMENT	<u>230,000</u>	<u>230,000</u>	<u>210,656</u>	<u>19,344</u>
TOTAL EXPENDITURES	<u>230,000</u>	<u>230,000</u>	<u>210,656</u>	<u>19,344</u>
Excess (deficiency) of revenues over expenditures	(230,000)	(230,000)	(210,656)	19,344
OTHER FINANCING SOURCES				
Proceeds of notes	<u>230,000</u>	<u>230,000</u>	<u>230,000</u>	
TOTAL OTHER FINANCING SOURCES	<u>230,000</u>	<u>230,000</u>	<u>230,000</u>	
Net change in fund balance			19,344	19,344
FUND BALANCE AT BEGINNING OF YEAR				
FUND BALANCE AT END OF YEAR	<u>\$</u>	<u>\$</u>	<u>\$ 19,344</u>	<u>\$ 19,344</u>

CITY OF ELYRIA, OHIO
SCHEDULE OF REVENUES, EXPENDITURES AND CHANGES IN FUND
BALANCE-BUDGET AND ACTUAL (NON-GAAP BUDGETARY BASIS)-
MUNICIPAL BUILDING CONSTRUCTION FUND-LEGAL APPROPRIATION LEVEL
FOR THE YEAR ENDED DECEMBER 31, 2008

	MUNICIPAL BUILDING CONSTRUCTION FUND			
	<u>Budgeted Amounts</u>			Variance
	<u>Original</u>	<u>Final</u>	<u>Actual</u>	with Final Budget Positive (Negative)
REVENUES				
Interest earnings	\$	\$ 139	\$ 138	\$ (1)
TOTAL REVENUES		139	138	(1)
EXPENDITURES				
COMMUNITY ENVIRONMENT				
Municipal Building Const/Imp				
Interest	17,794	17,933	17,932	1
Total Municipal Bldg Const/Imp	17,794	17,933	17,932	1
TOTAL COMMUNITY ENVIRONMENT	17,794	17,933	17,932	1
TOTAL EXPENDITURES	17,794	17,933	17,932	1
Net change in fund balance	(17,794)	(17,794)	(17,794)	
FUND BALANCE AT BEGINNING OF YEAR	17,794	17,794	17,794	
FUND BALANCE AT END OF YEAR	\$	\$	\$	\$

CITY OF ELYRIA, OHIO
SCHEDULE OF REVENUES, EXPENDITURES AND CHANGES IN FUND
BALANCE-BUDGET AND ACTUAL (NON-GAAP BUDGETARY BASIS)-
INDUSTRIAL PARKWAY FUND-LEGAL APPROPRIATION LEVEL
FOR THE YEAR ENDED DECEMBER 31, 2008

	<u>INDUSTRIAL PARKWAY FUND</u>			Variance with Final Budget Positive (Negative)
	<u>Budgeted Amounts</u>		<u>Actual</u>	
	<u>Original</u>	<u>Final</u>		
EXPENDITURES				
HIGHWAYS AND STREETS				
Industrial Parkway				
Principal retirement	\$ 65,000	\$ 65,000	\$ 65,000	\$
Interest	67,118	67,118	67,118	
Total Industrial Parkway	<u>132,118</u>	<u>132,118</u>	<u>132,118</u>	
TOTAL HIGHWAYS AND STREETS	<u>132,118</u>	<u>132,118</u>	<u>132,118</u>	
TOTAL EXPENDITURES	<u>132,118</u>	<u>132,118</u>	<u>132,118</u>	
Net change in fund balance	(132,118)	(132,118)	(132,118)	
FUND BALANCE AT BEGINNING OF YEAR	<u>378,430</u>	<u>378,430</u>	<u>378,430</u>	
FUND BALANCE AT END OF YEAR	<u><u>\$ 246,312</u></u>	<u><u>\$ 246,312</u></u>	<u><u>\$ 246,312</u></u>	<u><u>\$</u></u>

CITY OF ELYRIA, OHIO
 SCHEDULE OF REVENUES, EXPENDITURES AND CHANGES IN FUND
 BALANCE-BUDGET AND ACTUAL (NON-GAAP BUDGETARY BASIS)-
 EAST BROAD STREET WIDENING FUND-LEGAL APPROPRIATION LEVEL
 FOR THE YEAR ENDED DECEMBER 31, 2008

EAST BROAD STREET WIDENING FUND			
	Budgeted Amounts		Variance
	Original	Final	with Final Budget Positive (Negative)
EXPENDITURES			
HIGHWAYS AND STREETS			
East Broad Street Widening			
Operating and maintenance	\$ 700,000	\$ _____	\$ _____
Total East Broad Street Widening	700,000	_____	_____
TOTAL HIGHWAYS AND STREETS	700,000	_____	_____
TOTAL EXPENDITURES	700,000	_____	_____
Excess (deficiency) of revenues over expenditures	(700,000)		
OTHER FINANCING SOURCES			
Proceeds of notes	700,000	_____	_____
TOTAL OTHER FINANCING SOURCES	700,000	_____	_____
Net change in fund balance			
FUND BALANCE AT BEGINNING OF YEAR	_____	_____	_____
FUND BALANCE AT END OF YEAR	\$ _____	\$ _____	\$ _____

CITY OF ELYRIA, OHIO
SCHEDULE OF REVENUES, EXPENDITURES AND CHANGES IN FUND
BALANCE-BUDGET AND ACTUAL (NON-GAAP BUDGETARY BASIS)-
CEMETERY TRUST FUND-LEGAL APPROPRIATION LEVEL
FOR THE YEAR ENDED DECEMBER 31, 2008

	CEMETERY TRUST FUND			Variance with Final Budget Positive (Negative)
	<u>Budgeted Amounts</u>		<u>Actual</u>	
	<u>Original</u>	<u>Final</u>		
REVENUES				
Charges for services	\$ 9,500	\$ 9,500	\$ 11,052	\$ 1,552
Interest earnings	<u>35,000</u>	<u>15,000</u>	<u>15,079</u>	<u>79</u>
TOTAL REVENUES	<u>44,500</u>	<u>24,500</u>	<u>26,131</u>	<u>1,631</u>
OTHER FINANCING (USES)				
Transfers out	<u>(35,000)</u>	<u>(15,000)</u>	<u>(11,686)</u>	<u>3,314</u>
TOTAL OTHER FINANCING (USES)	<u>(35,000)</u>	<u>(15,000)</u>	<u>(11,686)</u>	<u>3,314</u>
Net change in fund balance	9,500	9,500	14,445	4,945
FUND BALANCE AT BEGINNING OF YEAR	<u>445,125</u>	<u>445,125</u>	<u>445,125</u>	
FUND BALANCE AT END OF YEAR	<u>\$ 454,625</u>	<u>\$ 454,625</u>	<u>\$ 459,570</u>	<u>\$ 4,945</u>

PROPRIETARY FUNDS

Proprietary Funds are established to account for operations that are financed and operated in a manner similar to private sector businesses where the intent is that the costs (expenses, including depreciation) of providing goods or services to the general public on a continuing basis be financed or recovered primarily through user charges; or where the governing body has decided that periodic determination of revenues earned, expenses incurred, and/or net income is appropriate for capital maintenance, public policy, management control, accountability, or other purposes.

* * * * *

Water

To account for the operations of the City's water utility.

Special Parks and Recreation

To account for the operations of the concession stands and athletic programs in the various City parks.

Sanitation

To account for the operations of the City's rubbish and garbage collection operations.

Wastewater Pollution Control

To account for the operations and improvement of the City's wastewater treatment plant and sanitary sewer system.

CITY OF ELYRIA, OHIO
SCHEDULE OF REVENUES, EXPENSES AND CHANGES IN FUND EQUITY
BUDGET AND ACTUAL (NON-GAAP BUDGETARY BASIS)-
WATER FUND-LEGAL APPROPRIATION LEVEL
FOR THE YEAR ENDED DECEMBER 31, 2008

	<u>WATER FUND</u>			Variance with Final Budget Positive (Negative)
	<u>Budgeted Amounts</u>		<u>Actual</u>	
	<u>Original</u>	<u>Final</u>		
REVENUES				
Intergovernmental revenues	\$	\$ 61,000	\$ 61,070	\$ 70
Charges for service	5,942,300	5,765,300	5,780,075	14,775
Licenses and permits	105,000	23,700	24,647	947
Interest earnings	55,000	41,850	46,392	4,542
Special assessments	10,000	10,000	8,793	(1,207)
Fines and forfeitures	40,000	40,000	50,712	10,712
Miscellaneous revenues	25,000	25,000	24,327	(673)
TOTAL REVENUES	<u>6,177,300</u>	<u>5,966,850</u>	<u>5,996,016</u>	<u>29,166</u>
EXPENSES				
Public Utility Services				
Personal services	1,080,700	1,080,700	961,918	118,782
Fringe benefits	334,700	334,700	302,371	32,329
Operation and maintenance	337,000	337,000	277,393	59,607
Total Public Utilities	<u>1,752,400</u>	<u>1,752,400</u>	<u>1,541,682</u>	<u>210,718</u>
Water Pumping				
Personal services	1,353,179	1,353,179	1,303,308	49,871
Fringe benefits	440,617	440,617	405,515	35,102
Operation and maintenance	1,503,005	1,505,005	1,482,928	22,077
Capital outlay	83,476	83,476	82,753	723
Total Water Pumping	<u>3,380,277</u>	<u>3,382,277</u>	<u>3,274,504</u>	<u>107,773</u>
Water Distribution				
Personal services	582,277	582,277	518,539	63,738
Fringe benefits	160,718	160,718	155,061	5,657
Operation and maintenance	216,572	218,572	216,061	2,511
Capital outlay	215,870	59,470	59,466	4
Total Water Distribution	<u>1,175,437</u>	<u>1,021,037</u>	<u>949,127</u>	<u>71,910</u>
Water Miscellaneous				
Personal services	279,244	279,244	218,540	60,704
Fringe benefits	65,550	65,550	56,883	8,667
Operation and maintenance	366,632	640,412	624,576	15,836
Capital outlay	1,970,794	1,270,794	1,253,402	17,392
Debt service:				
Principal retirement	1,555,792	1,557,012	1,557,012	
Interest	428,039	428,039	428,039	
Reimbursements	360,000	360,000	263,528	96,472
Total Water Miscellaneous	<u>5,026,051</u>	<u>4,601,051</u>	<u>4,401,980</u>	<u>199,071</u>
TOTAL EXPENSES	<u>11,334,165</u>	<u>10,756,765</u>	<u>10,167,293</u>	<u>589,472</u>
Operating loss	<u>(5,156,865)</u>	<u>(4,789,915)</u>	<u>(4,171,277)</u>	<u>618,638</u>

(Continued on subsequent page)

CITY OF ELYRIA, OHIO
SCHEDULE OF REVENUES, EXPENSES AND CHANGES IN FUND EQUITY
BUDGET AND ACTUAL (NON-GAAP BUDGETARY BASIS)-
WATER FUND-LEGAL APPROPRIATION LEVEL
FOR THE YEAR ENDED DECEMBER 31, 2008

	WATER FUND			Variance with Final Budget Positive (Negative)
	Budgeted Amounts		Actual	
	Original	Final		
NONOPERATING REVENUES				
Proceeds of notes	3,250,000	2,550,000	2,550,000	
Other sources	900,000	696,000	693,067	(2,933)
TOTAL NONOPERATING REVENUES	4,150,000	3,246,000	3,243,067	(2,933)
TRANSFERS IN	15,000	15,000	3,740	(11,260)
Net change in fund equity	(991,865)	(1,528,915)	(924,470)	604,445
Adjustments for prior year encumbrances	679,989	679,989	679,989	
FUND EQUITY AT BEGINNING OF YEAR	876,802	876,802	876,802	
FUND EQUITY AT END OF YEAR	\$ 564,926	\$ 27,876	\$ 632,321	\$ 604,445

CITY OF ELYRIA, OHIO
SCHEDULE OF REVENUES, EXPENSES AND CHANGES IN FUND EQUITY
BUDGET AND ACTUAL (NON-GAAP BUDGETARY BASIS)-
SPECIAL PARKS AND RECREATION FUND-LEGAL APPROPRIATION LEVEL
FOR THE YEAR ENDED DECEMBER 31, 2008

	SPECIAL PARKS AND RECREATION FUND			
	<u>Budgeted Amounts</u>			Variance
	<u>Original</u>	<u>Final</u>	<u>Actual</u>	with Final Budget Positive (Negative)
REVENUES				
Charges for service	\$ 250,000	\$ 250,000	\$ 255,188	5,188
Interest earnings	14,000	14,000	11,050	(2,950)
Miscellaneous revenues	82,000	82,000	94,379	12,379
TOTAL REVENUES	<u>346,000</u>	<u>346,000</u>	<u>360,617</u>	<u>14,617</u>
EXPENSES				
Special Parks and Recreation				
Personal services	150,000	150,000	144,799	5,201
Fringe benefits	26,175	26,175	22,382	3,793
Operation and maintenance	199,170	199,170	147,275	51,895
Capital outlay	42,000	42,000	24,425	17,575
Total Special Parks and Recreation	<u>417,345</u>	<u>417,345</u>	<u>338,881</u>	<u>78,464</u>
TOTAL EXPENSES	<u>417,345</u>	<u>417,345</u>	<u>338,881</u>	<u>78,464</u>
Net change in fund equity	(71,345)	(71,345)	21,736	93,081
Adjustments for prior year encumbrances	8,393	8,393	8,393	
FUND EQUITY AT BEGINNING OF YEAR	<u>353,660</u>	<u>353,660</u>	<u>353,660</u>	
FUND EQUITY AT END OF YEAR	<u>\$ 290,708</u>	<u>\$ 290,708</u>	<u>\$ 383,789</u>	<u>\$ 93,081</u>

CITY OF ELYRIA, OHIO
SCHEDULE OF REVENUES, EXPENSES AND CHANGES IN FUND EQUITY
BUDGET AND ACTUAL (NON-GAAP BUDGETARY BASIS)-
SANITATION FUND-LEGAL APPROPRIATION LEVEL
FOR THE YEAR ENDED DECEMBER 31, 2008

	SANITATION FUND			Variance with Final Budget Positive (Negative)
	<u>Budgeted Amounts</u>		<u>Actual</u>	
	<u>Original</u>	<u>Final</u>		
REVENUES				
Intergovernmental revenues	\$ 197,064	\$ 197,064	\$ 197,064	\$
Charges for services	3,300,000	3,165,500	3,175,721	10,221
Interest earnings	14,000	14,000	13,317	(683)
Miscellaneous revenues			8,194	8,194
TOTAL REVENUES	<u>3,511,064</u>	<u>3,376,564</u>	<u>3,394,296</u>	<u>17,732</u>
EXPENSES				
Sanitation				
Personal services	1,325,184	1,325,184	1,277,552	47,632
Fringe benefits	440,755	440,755	426,234	14,521
Operation and maintenance	1,219,400	1,261,400	1,215,531	45,869
Debt service:				
Principal retirement	110,000	110,000	110,000	
Interest	4,675	4,675	4,675	
Reimbursements	270,000	270,000	213,349	56,651
Total Sanitation	<u>3,370,014</u>	<u>3,412,014</u>	<u>3,247,341</u>	<u>164,673</u>
Recycling				
Operation and maintenance	78,092	78,092	76,115	1,977
Capital outlay	167,042	167,042	166,418	624
Total Recycling	<u>245,134</u>	<u>245,134</u>	<u>242,533</u>	<u>2,601</u>
TOTAL EXPENSES	<u>3,615,148</u>	<u>3,657,148</u>	<u>3,489,874</u>	<u>167,274</u>
Operating loss	(104,084)	(280,584)	(95,578)	185,006
TRANSFERS IN	<u>12,000</u>	<u>12,000</u>	<u>3,740</u>	<u>(8,260)</u>
Net change in fund equity	(92,084)	(268,584)	(91,838)	176,746
Adjustments for prior year encumbrances	95,955	95,955	95,955	
FUND EQUITY AT BEGINNING OF YEAR	<u>283,538</u>	<u>283,538</u>	<u>283,538</u>	
FUND EQUITY AT END OF YEAR	<u>\$ 287,409</u>	<u>\$ 110,909</u>	<u>\$ 287,655</u>	<u>\$ 176,746</u>

CITY OF ELYRIA, OHIO
SCHEDULE OF REVENUES, EXPENSES AND CHANGES IN FUND EQUITY
BUDGET AND ACTUAL (NON-GAAP BUDGETARY BASIS)-
WASTEWATER POLLUTION CONTROL FUND-LEGAL APPROPRIATION LEVEL
FOR THE YEAR ENDED DECEMBER 31, 2008

	WASTEWATER POLLUTION CONTROL FUND			Variance with Final Budget Positive (Negative)
	<u>Budgeted Amounts</u>		<u>Actual</u>	
	<u>Original</u>	<u>Final</u>		
REVENUES				
Charges for services	\$ 9,895,000	\$ 9,895,000	\$ 9,869,650	\$ (25,350)
Fees, licenses and permits	80,000	7,000	6,496	(504)
Interest earnings	180,000	180,000	117,801	(62,199)
Miscellaneous revenues	60,000	60,000	43,427	(16,573)
TOTAL REVENUES	10,215,000	10,142,000	10,037,374	(104,626)
EXPENSES				
Wastewater Pollution Control				
Personal services	3,168,549	3,135,071	2,884,320	250,751
Fringe benefits	935,857	935,857	860,165	75,692
Operation and maintenance	1,880,900	1,920,900	1,774,376	146,524
Capital outlay	603,361	563,361	525,187	38,174
Total Wastewater Pollution Control	6,588,667	6,555,189	6,044,048	511,141
Wastewater Pollution Control Miscellaneous				
Personal services	384,095	384,095	375,922	8,173
Fringe benefits	109,320	109,320	105,224	4,096
Operation and maintenance	239,750	918,486	918,396	90
Capital outlay	4,202,910	3,963,388	3,963,384	4
Debt service:				
Principal retirement	2,712,300	2,715,031	2,715,030	1
Interest	846,481	846,481	846,481	
Reimbursement	1,600,000	1,300,000	1,108,304	191,696
Total Wastewater Pollution Control Miscellaneous	10,094,856	10,236,801	10,032,741	204,060
TOTAL EXPENSES	16,683,523	16,791,990	16,076,789	715,201
Operating loss	(6,468,523)	(6,649,990)	(6,039,415)	610,575

(Continued on subsequent page)

CITY OF ELYRIA, OHIO
SCHEDULE OF REVENUES, EXPENSES AND CHANGES IN FUND EQUITY
BUDGET AND ACTUAL (NON-GAAP BUDGETARY BASIS)-
WASTEWATER POLLUTION CONTROL FUND-LEGAL APPROPRIATION LEVEL
FOR THE YEAR ENDED DECEMBER 31, 2008

	WASTEWATER POLLUTION CONTROL FUND			Variance with Final Budget Positive (Negative)
	<u>Budgeted Amounts</u>		<u>Actual</u>	
	<u>Original</u>	<u>Final</u>		
NONOPERATING REVENUES				
Proceeds of notes	4,600,000	3,000,000	3,000,000	
Other financing sources			26,432	26,432
TOTAL NONOPERATING REVENUES	<u>4,600,000</u>	<u>3,000,000</u>	<u>3,026,432</u>	<u>26,432</u>
TRANSFERS IN	15,000	15,000	3,741	(11,259)
Net change in fund equity	<u>(1,853,523)</u>	<u>(3,634,990)</u>	<u>(3,009,242)</u>	<u>625,748</u>
Adjustments for prior year encumbrances	1,026,000	1,026,000	1,026,000	
FUND EQUITY AT BEGINNING OF YEAR	<u>2,847,476</u>	<u>2,847,476</u>	<u>2,847,476</u>	
FUND EQUITY AT END OF YEAR	<u>\$ 2,019,953</u>	<u>\$ 238,486</u>	<u>\$ 864,234</u>	<u>\$ 625,748</u>

INTERNAL SERVICE FUNDS

Internal Service Funds are established to account for the financing of goods or services provided by one department or agency to other departments or agencies of the governmental unit, or the other governmental units on a cost reimbursement basis.

* * * * *

Employees' Health Insurance

To account for the operations of the City's self-insured health plan.

Workers' Compensation

To account for the operations of the City's workers' compensation plan.

City of Elyria, Ohio
Combining Statement of Net Assets
Internal Service Funds
December 31, 2008

	<u>Employees' Health Insurance</u>	<u>Workers' Compensation</u>	<u>Total</u>
ASSETS			
Current assets:			
Cash and cash equivalents	\$ 735,516	\$ 508,375	\$ 1,243,891
Investments		190,000	190,000
Interest receivable	1,024	2,787	3,811
Total current assets	<u>736,540</u>	<u>701,162</u>	<u>1,437,702</u>
Total assets	<u>736,540</u>	<u>701,162</u>	<u>1,437,702</u>
LIABILITIES			
Current liabilities:			
Accrued wages and benefits		883	883
Claims payable	545,900	90,118	636,018
Contracts payable	746		746
Total current liabilities	<u>546,646</u>	<u>91,001</u>	<u>637,647</u>
NET ASSETS			
Unrestricted	189,894	610,161	800,055
Total net assets	<u>\$ 189,894</u>	<u>\$ 610,161</u>	<u>\$ 800,055</u>

City of Elyria, Ohio
Combining Statement of Revenues, Expenses, and Changes in Fund Net Assets
Internal Service Funds
For the Year Ended December 31, 2008

	<u>Employees'</u> <u>Health Insurance</u>	<u>Workers'</u> <u>Compensation</u>	<u>Total</u>
Operating revenues:			
Charges for services	\$ 4,723,547	\$ 326,225	\$ 5,049,772
Other	<u>31,026</u>	<u>31,026</u>	<u>31,026</u>
Total operating revenues	<u>4,723,547</u>	<u>357,251</u>	<u>5,080,798</u>
Operating expenses:			
Personal services		19,350	19,350
Fringe benefits	4,937,045	687,388	5,624,433
Operating and maintenance	<u>13,911</u>	<u>14,658</u>	<u>28,569</u>
Total operating expenses	<u>4,950,956</u>	<u>721,396</u>	<u>5,672,352</u>
Operating loss	<u>(227,409)</u>	<u>(364,145)</u>	<u>(591,554)</u>
Nonoperating revenues (expenses)			
Investment income	19,625	31,740	51,365
Change in net assets	<u>(207,784)</u>	<u>(332,405)</u>	<u>(540,189)</u>
Total net assets - beginning of year	<u>397,678</u>	<u>942,566</u>	<u>1,340,244</u>
Total net assets - end of year	<u>\$ 189,894</u>	<u>\$ 610,161</u>	<u>\$ 800,055</u>

City of Elyria, Ohio
Combining Statement of Cash Flows
Internal Service Funds
For the Year Ended December 31, 2008

	Employees' Health Insurance	Workers' Compensation	Total
CASH FLOWS FROM OPERATING ACTIVITIES			
Cash received from customers	\$ 4,723,547	\$ 326,225	\$ 5,049,772
Cash payments to suppliers for goods and services	(4,895,828)	(695,595)	(5,591,423)
Cash paid to employees for services		(19,351)	(19,351)
Other operating revenues		31,026	31,026
Net cash used for operating activities	(172,281)	(357,695)	(529,976)
CASH FLOWS FROM INVESTING ACTIVITIES			
Interest on investments	26,733	31,921	58,654
Short-term investments converted to cash		871,400	871,400
Purchase of short-term investments		(190,000)	(190,000)
Net cash provided by investing activities	26,733	713,321	740,054
Net increase (decrease) in cash and cash equivalents	(145,548)	355,626	210,078
Cash and cash equivalents - January 1, 2008	881,064	152,749	1,033,813
Cash and cash equivalents - December 31, 2008	\$ 735,516	\$ 508,375	\$ 1,243,891
Reconciliation of operating loss to net cash from operating activities:			
Operating loss	\$ (227,409)	\$ (364,145)	\$ (591,554)
Adjustments to reconcile operating loss to net cash from operating activities:			
Changes in assets and liabilities:			
Contracts payable	(754)		(754)
Accrued wages and benefits		335	335
Claims payable	55,882	6,115	61,997
Total adjustments	55,128	6,450	61,578
Net cash used for operating activities	\$ (172,281)	\$ (357,695)	\$ (529,976)
Noncash investing, capital and financing activities:			
Unrealized appreciation (depreciation) in fair value of investments	\$	63	\$ 63

CITY OF ELYRIA, OHIO
SCHEDULE OF REVENUES, EXPENSES AND CHANGES IN FUND EQUITY
BUDGET AND ACTUAL (NON-GAAP BUDGETARY BASIS)-
EMPLOYEES' HEALTH INSURANCE FUND-LEGAL APPROPRIATION LEVEL
FOR THE YEAR ENDED DECEMBER 31, 2008

	<u>EMPLOYEES' HEALTH INSURANCE FUND</u>			Variance with Final Budget Positive (Negative)
	<u>Budgeted Amounts</u>		<u>Actual</u>	
	<u>Original</u>	<u>Final</u>		
REVENUES				
Charges for services	\$ 5,000,000	\$ 4,735,000	\$ 4,723,548	\$ (11,452)
Interest earnings	6,000	6,000	26,734	20,734
TOTAL REVENUES	<u>5,006,000</u>	<u>4,741,000</u>	<u>4,750,282</u>	<u>9,282</u>
EXPENSES				
GENERAL GOVERNMENT				
Employees' Health Insurance				
Fringe benefits	4,800,000	5,000,000	4,881,163	118,837
Operation and maintenance	23,000	23,000	15,464	7,536
Total Employees' Health Insurance	<u>4,823,000</u>	<u>5,023,000</u>	<u>4,896,627</u>	<u>126,373</u>
TOTAL GENERAL GOVERNMENT	<u>4,823,000</u>	<u>5,023,000</u>	<u>4,896,627</u>	<u>126,373</u>
TOTAL EXPENSES	<u>4,823,000</u>	<u>5,023,000</u>	<u>4,896,627</u>	<u>126,373</u>
Net change in fund equity	183,000	(282,000)	(146,345)	135,655
Adjustment for prior year encumbrances	1,497	1,497	1,497	
FUND EQUITY AT BEGINNING OF YEAR	<u>879,568</u>	<u>879,568</u>	<u>879,568</u>	
FUND EQUITY AT END OF YEAR	<u>\$ 1,064,065</u>	<u>\$ 599,065</u>	<u>\$ 734,720</u>	<u>\$ 135,655</u>

CITY OF ELYRIA, OHIO
SCHEDULE OF REVENUES, EXPENSES AND CHANGES IN FUND EQUITY
BUDGET AND ACTUAL (NON-GAAP BUDGETARY BASIS)-
WORKERS' COMPENSATION FUND-LEGAL APPROPRIATION LEVEL
FOR THE YEAR ENDED DECEMBER 31, 2008

	WORKERS' COMPENSATION FUND			Variance with Final Budget Positive (Negative)
	<u>Budgeted Amounts</u>		<u>Actual</u>	
	<u>Original</u>	<u>Final</u>		
REVENUES				
Charges for services	\$ 300,000	\$ 300,000	\$ 326,225	\$ 26,225
Interest earnings	30,000	30,000	32,879	2,879
Miscellaneous revenues			31,025	31,025
TOTAL REVENUES	330,000	330,000	390,129	60,129
EXPENSES				
Workers' Compensation				
Personal services	17,985	19,385	19,222	163
Fringe benefits	703,490	702,090	681,259	20,831
Operation and maintenance	36,000	36,000	21,531	14,469
Total Workers' Compensation	757,475	757,475	722,012	35,463
TOTAL EXPENSES	757,475	757,475	722,012	35,463
Operating loss	(427,475)	(427,475)	(331,883)	95,592
NONOPERATING REVENUES				
Other financing sources			6,250	6,250
TOTAL NONOPERATING REVENUES			6,250	6,250
Net change in fund equity	(427,475)	(427,475)	(325,633)	101,842
Adjustment for prior year encumbrances	616	616	616	
FUND EQUITY AT BEGINNING OF YEAR	1,021,496	1,021,496	1,021,496	
FUND EQUITY AT END OF YEAR	\$ 594,637	\$ 594,637	\$ 696,479	\$ 101,842

AGENCY FUNDS

Agency Funds are used to account for assets held by a governmental unit as an agent for individuals, private organizations, other governmental units, and / or other funds.

* * * * *

Consumer Deposits

Security deposits charged by the public utilities division for water services.

Excavating Permits

Security deposits held by the City for excavating projects.

State Health Fees

Fees collected by the City for the State of Ohio.

Unclaimed Monies

Monies left unclaimed which are held for five years and then deposited to the General Fund per Section 9.39 of the Ohio Revised Code.

Municipal Court

Fines and fees collected by the Elyria Municipal Court to be disbursed to various parties.

Land Purchase Deposits

To account for deposits on the sale of City owned land.

Lorain County Utility Charges

To account for the collection of utility charges for other jurisdictions to be paid to Lorain County.

Payroll Revolving

To account for monies withheld from employees' salaries and wages to be disbursed to other governmental entities.

Fire Damage Deposits

Insurance proceeds held by the City to guarantee the proper repair, securing or removal of fire damage buildings.

Police Department Deposit

Evidence monies held by the City to be disbursed to various parties as decreed by the Elyria Municipal Court.

State Building Fees

Ohio Board of Building Standards Assessment fees collected by the City for the State of Ohio.

Lower Black River Water Quality

To account for monies deposited with the City by various entities to be used for a cooperative study of the water quality of the lower Black River as mandated by the State of Ohio Environmental Protection Agency.

AGENCY FUNDS (continued)

Contractors' Deposits

Security deposits held by the City so contractors obtain a certificate of occupancy on building projects upon completion.

Employee Cafeteria Plan

To account for monies withheld from employees' salaries and wages for reimbursement of Section 125 Plan health care and dependent care expenses.

Elyria Township JEDD Income Tax Fund

To account for the 20% share of the JEDD income tax which is due to Elyria Township.

Elyria Public Library Property Tax Fund

To account for monies collected from property taxes levied for operating the public library.

Lorain County Service Maintenance Fee Fund

To account for the collection of utility maintenance fees for other jurisdictions to be paid to Lorain County.

**CITY OF ELYRIA, OHIO
COMBINING STATEMENT OF CHANGES IN ASSETS AND LIABILITIES
ALL AGENCY FUNDS
FOR THE YEAR ENDED DECEMBER 31, 2008**

	Balance January 1, 2008	Additions	Deductions	Balance December 31, 2008
CONSUMER DEPOSITS FUND				
Assets:				
Equity in pooled cash and cash equivalents	\$ 169,714	\$ 477,392	\$ 358,589	\$ 288,517
Other short-term investments	300,000	184,700	300,000	184,700
Accrued interest receivable	3,224	771	3,224	771
Total assets	<u>\$ 472,938</u>	<u>\$ 662,863</u>	<u>\$ 661,813</u>	<u>\$ 473,988</u>
Liabilities:				
Other liabilities	\$ 472,938	\$ 177,392	\$ 176,342	\$ 473,988
EXCAVATING PERMITS FUND				
Assets:				
Equity in pooled cash and cash equivalents	\$ 4,685	\$ 5,200	\$ 460	\$ 9,425
Liabilities:				
Other liabilities	\$ 4,685	\$ 5,200	\$ 460	\$ 9,425
STATE HEALTH FEES FUND				
Assets:				
Equity in pooled cash and cash equivalents	\$ 3,602	\$ 10,676	\$ 10,475	\$ 3,803
Liabilities:				
Due to other governments	\$ 3,602	\$ 10,676	\$ 10,475	\$ 3,803
UNCLAIMED MONIES FUND				
Assets:				
Equity in pooled cash and cash equivalents	\$ 45	\$ 61,592	\$ 2,664	\$ 58,973
Other short-term investments	52,500		52,500	
Accrued interest receivable	47		47	
Total assets	<u>\$ 52,592</u>	<u>\$ 61,592</u>	<u>\$ 55,211</u>	<u>\$ 58,973</u>
Liabilities:				
Other liabilities	\$ 52,592	\$ 9,092	\$ 2,711	\$ 58,973
MUNICIPAL COURT FUND				
Assets:				
Cash and cash equivalents-segregated accounts	\$ 540,372	\$ 4,583,875	\$ 4,546,390	\$ 577,857
Liabilities:				
Accounts payable	\$ 92,782	\$ 107,256	\$ 92,782	\$ 107,256
Other liabilities	447,590	470,601	447,590	470,601
Total liabilities	<u>\$ 540,372</u>	<u>\$ 577,857</u>	<u>\$ 540,372</u>	<u>\$ 577,857</u>
LAND PURCHASE DEPOSITS FUND				
Assets:				
Equity in pooled cash and cash equivalents	\$ 1,385	\$	\$	\$ 1,385
Liabilities:				
Other liabilities	\$ 1,385	\$	\$	\$ 1,385

(Continued on subsequent page)

**CITY OF ELYRIA, OHIO
COMBINING STATEMENT OF CHANGES IN ASSETS AND LIABILITIES
ALL AGENCY FUNDS
FOR THE YEAR ENDED DECEMBER 31, 2008**

	Balance January 1, 2008	Additions	Deductions	Balance December 31, 2008
LORAIN COUNTY UTILITY CHARGES FUND				
Assets:				
Equity in pooled cash and cash equivalents	\$ 33,712	\$ 250,674	\$ 250,226	\$ 34,160
Liabilities:				
Due to other governments	\$ 33,712	\$ 250,674	\$ 250,226	\$ 34,160
PAYROLL REVOLVING FUND				
Assets:				
Equity in pooled cash and cash equivalents	\$ 336,251	\$ 30,318,183	\$ 30,354,982	\$ 299,452
Liabilities:				
Accounts payable	\$ 335,839	\$ 3,477,314	\$ 3,514,240	\$ 298,913
Due to other governments	412	4,566,926	4,566,799	539
Total liabilities	\$ 336,251	\$ 8,044,240	\$ 8,081,039	\$ 299,452
FIRE DAMAGE DEPOSITS FUND				
Assets:				
Equity in pooled cash and cash equivalents	\$ 57,816	\$ 9,500	\$ 23,290	\$ 44,026
Liabilities:				
Accounts payable	\$ 57,816	\$ 9,500	\$ 23,290	\$ 44,026
POLICE DEPARTMENT DEPOSIT FUND				
Assets:				
Equity in pooled cash and cash equivalents	\$ 63,538	\$	\$	\$ 63,538
Liabilities:				
Other liabilities	\$ 63,538	\$	\$	\$ 63,538
STATE BUILDING FEES FUND				
Assets:				
Equity in pooled cash and cash equivalents	\$ 4,059	\$ 10,169	\$ 6,116	\$ 8,112
Liabilities:				
Due to other governments	\$ 4,059	\$ 10,169	\$ 6,116	\$ 8,112
LOWER BLACK RIVER WATER QUALITY FUND				
Assets:				
Equity in pooled cash and cash equivalents	\$ 717	\$	\$	\$ 717
Liabilities:				
Accounts payable	\$ 717	\$	\$	\$ 717

(Continued on subsequent page)

**CITY OF ELYRIA, OHIO
COMBINING STATEMENT OF CHANGES IN ASSETS AND LIABILITIES
ALL AGENCY FUNDS
FOR THE YEAR ENDED DECEMBER 31, 2008**

	Balance January 1, 2008	Additions	Deductions	Balance December 31, 2008
CONTRACTORS' DEPOSITS FUND				
Assets:				
Equity in pooled cash and cash equivalents	\$ 3,875	\$ 1,050	\$ 2,250	\$ 2,675
Liabilities:				
Other liabilities	\$ 3,875	\$ 1,050	\$ 2,250	\$ 2,675
EMPLOYEE CAFETERIA PLAN FUND				
Assets:				
Equity in pooled cash and cash equivalents	\$ 11,953	\$ 45,843	\$ 41,842	\$ 15,954
Liabilities:				
Other liabilities	\$ 11,953	\$ 45,843	\$ 41,842	\$ 15,954
ELYRIA TOWNSHIP JEDD INCOME TAX FUND				
Assets:				
Equity in pooled cash and cash equivalents	\$ 47,734	\$ 92,392	\$ 140,126	\$ 7,106
Income tax receivable	18,894	7,106	18,894	7,106
	66,628	99,498	159,020	7,106
Liabilities:				
Due to other governments	\$ 66,628	\$ 7,106	\$ 66,628	\$ 7,106
ELYRIA PUBLIC LIBRARY PROPERTY TAX FUND				
Assets:				
Equity in pooled cash and cash equivalents	\$ 36,360	\$ 980,086	\$ 1,016,446	\$ 830,787
Property tax receivable	822,235	830,787	822,235	830,787
	858,595	1,810,873	1,838,681	830,787
Liabilities:				
Due to other governments	\$ 858,595	\$ 830,787	\$ 858,595	\$ 830,787
LORAIN COUNTY SERVICE MAINTENANCE FEE FUND				
Assets:				
Equity in pooled cash and cash equivalents	\$	\$ 78,006	\$ 16	\$ 77,990
Liabilities:				
Due to other governments	\$	\$ 77,990	\$	\$ 77,990
TOTAL AGENCY FUNDS				
Assets:				
Equity in pooled cash and cash equivalents	\$ 775,446	\$ 32,340,763	\$ 32,207,482	\$ 908,727
Cash and cash equivalents-segregated accounts	540,372	4,583,875	4,546,390	577,857
Investments	352,500	184,700	352,500	184,700
Property tax receivable	822,235	830,787	822,235	830,787
Income tax receivable	18,894	7,106	18,894	7,106
Accrued interest receivable	3,271	771	3,271	771
Total assets	\$ 2,512,718	\$ 37,948,002	\$ 37,950,772	\$ 2,509,948
Liabilities:				
Accounts payable	\$ 487,154	\$ 3,594,070	\$ 3,630,312	\$ 450,912
Due to other governments	967,008	5,754,328	5,758,839	962,497
Other liabilities	1,058,556	709,178	671,195	1,096,539
Total Liabilities	\$ 2,512,718	\$ 10,057,576	\$ 10,060,346	\$ 2,509,948

STATISTICAL SECTION



A Game of Peek-A-Boo in Cascade Park

STATISTICAL SECTION

This part of the City of Elyria's comprehensive annual financial report presents detailed information as a context for understanding what the information in the financial statements, note disclosures, and required supplementary information says about the city's overall financial health.

<u>Contents</u>	<u>Pages</u>
Financial Trends - These schedules contain trend information to help the reader understand how the city's financial position has changed over time.	S1-S5
Revenue Capacity - These schedules contain information to help the reader understand and assess the factors affecting the city's ability to generate its most significant local revenue sources, the property tax and income tax.	S6-S13
Debt Capacity - These schedules present information to help the reader assess the affordability of the city's current levels of outstanding debt and the city's ability to issue additional debt in the future.	S14-S20
Economic and Demographic Information - These schedules offer economic and demographic indicators to help the reader understand the environment within which the city's financial activities take place and to provide information that facilitates comparisons of financial information over time and among governments.	S21-S30

Sources: Unless otherwise noted, the information in these schedules is derived from the comprehensive annual financial reports for the relevant year. The city implemented GASB Statement 34 in 2003; schedules presenting government-wide information include information beginning in that year.

(THIS PAGE INTENTIONALLY LEFT BLANK)

City of Elyria, Ohio
Net Assets By Component
Last Six Years
(Accrual Basis of Accounting)

	2008	2007	2006	2005	2004	2003
Governmental Activities						
Invested in Capital Assets, Net of Related Debt	\$49,298,032	\$38,008,622	\$37,882,715	\$35,063,198	\$33,372,096	\$29,697,842
Restricted:						
Public safety	793,876	972,925	1,124,522	1,074,095	1,044,444	1,075,665
Health	367,076	291,798	212,739	105,422	226,439	183,371
Community environment	4,749,561	4,307,144	3,836,932	3,806,528	3,805,840	3,504,795
Highways and streets	1,003,966	883,238	766,727	838,063	808,622	1,134,296
Debt service	596,372	1,262,673	1,471,603	1,590,304	1,942,362	3,504,081
Other Purposes	2,540,469	262,093	234,095	191,675	134,783	348,601
Non-expendable:						
Health	460,852	447,349	442,440	422,190	417,481	
Unrestricted	3,076,042	7,932,774	5,970,863	6,705,600	4,104,270	3,883,049
<i>Total Governmental Activities Net Assets</i>	<u>\$62,886,246</u>	<u>\$54,368,616</u>	<u>\$51,942,636</u>	<u>\$49,797,075</u>	<u>\$45,856,337</u>	<u>\$43,331,700</u>
Business Type - Activities						
Invested in Capital Assets, Net of Related Debt	\$30,185,728	\$31,253,834	\$31,819,163	\$34,470,219	\$35,624,042	\$35,748,505
Unrestricted	2,775,912	4,357,931	5,416,769	4,369,045	4,331,938	6,307,046
<i>Total Business-Type Activities Net Assets</i>	<u>\$32,961,640</u>	<u>\$35,611,765</u>	<u>\$37,235,932</u>	<u>\$38,839,264</u>	<u>\$39,955,980</u>	<u>\$42,055,551</u>
Primary Government						
Invested in Capital Assets, Net of Related Debt	\$79,483,760	\$69,262,456	\$69,701,878	\$69,533,417	\$68,996,138	\$65,446,347
Restricted for:						
Public safety	793,876	972,925	1,124,522	1,074,095	1,044,444	1,075,665
Health	367,076	291,798	212,739	105,422	226,439	183,371
Community environment	4,749,561	4,307,144	3,836,932	3,806,528	3,805,840	3,504,795
Highways and streets	1,003,966	883,238	766,727	838,063	808,622	1,134,296
Debt service	596,372	1,262,673	1,471,603	1,590,304	1,942,362	3,504,081
Other Purposes	2,540,469	262,093	234,095	191,675	134,783	348,601
Non-expendable:						
Health	460,852	447,349	442,440	422,190	417,481	
Unrestricted	5,851,954	12,290,705	11,387,632	11,074,645	8,436,208	10,190,095
<i>Total Primary Government Net Assets</i>	<u>\$95,847,886</u>	<u>\$89,980,381</u>	<u>\$89,178,568</u>	<u>\$88,636,339</u>	<u>\$85,812,317</u>	<u>\$85,387,251</u>

Source: Respective Comprehensive Annual Financial Reports (Statement of Net Assets)

Note: The City of Elyria Implemented GASB Statement 34 in 2003.

City of Elyria, Ohio
Changes in Net Assets
Last Six Years
(Accrual Basis of Accounting)

	2008	2007	2006	2005	2004	2003
Program Revenues						
Governmental Activities:						
Charges for Services:						
Public safety	\$367,352	\$439,121	\$489,385	\$464,291	\$564,170	\$499,390
Health	1,064,714	950,272	1,066,153	1,189,172	1,146,189	1,014,288
Culture and recreation	200,808	205,283	192,011	170,072	177,792	155,728
Community environment	525,534	673,805	757,840	4,795	10,176	8,029
Highway and streets						
General Government	2,524,606	2,763,460	3,132,198	3,141,512	2,784,396	2,375,181
Subtotal - Charges for Services	<u>4,683,014</u>	<u>5,031,941</u>	<u>5,637,587</u>	<u>4,969,842</u>	<u>4,682,723</u>	<u>4,052,616</u>
Operating grants and contributions	1,858,407	2,242,188	1,670,498	1,653,771	2,235,083	2,019,139
Capital grants and contributions	13,710,298	769,089	1,964,958	2,528,848	2,829,299	1,922,423
<i>Total Governmental Activities Program Revenues</i>	<u>20,251,719</u>	<u>8,043,218</u>	<u>9,273,043</u>	<u>9,152,461</u>	<u>9,747,105</u>	<u>7,994,178</u>
Business-Type Activities:						
Charges for Services:						
Water	5,864,226	5,859,917	5,653,958	5,528,430	5,003,529	4,777,110
Special parks & recreation	323,574	337,529	321,078	292,890	283,979	214,094
Sanitation	3,134,169	3,339,642	3,038,891	3,017,630	2,975,839	2,645,629
Wastewater	9,835,113	9,727,869	9,732,738	9,661,676	8,820,307	8,946,546
Operating grants and contributions	128,260	124,112	32,355	104,008	96,028	61,756
Capital grants and contributions	129,874	182,504	171,709	105,505	51,948	86,131
<i>Total Business-Type Activities Program Revenues</i>	<u>19,415,216</u>	<u>19,571,573</u>	<u>18,950,729</u>	<u>18,710,139</u>	<u>17,231,630</u>	<u>16,731,266</u>
<i>Total Primary Government Program Revenues</i>	<u>\$39,666,935</u>	<u>\$27,614,791</u>	<u>\$28,223,772</u>	<u>\$27,862,600</u>	<u>\$26,978,735</u>	<u>\$24,725,444</u>

Source: Respective Comprehensive Annual Financial Reports (Statement of Activities)

Note: The City of Elyria Implemented GASB Statement 34 in 2003.

City of Elyria, Ohio
Changes in Net Assets (continued)
Last Six Years
(Accrual Basis of Accounting)

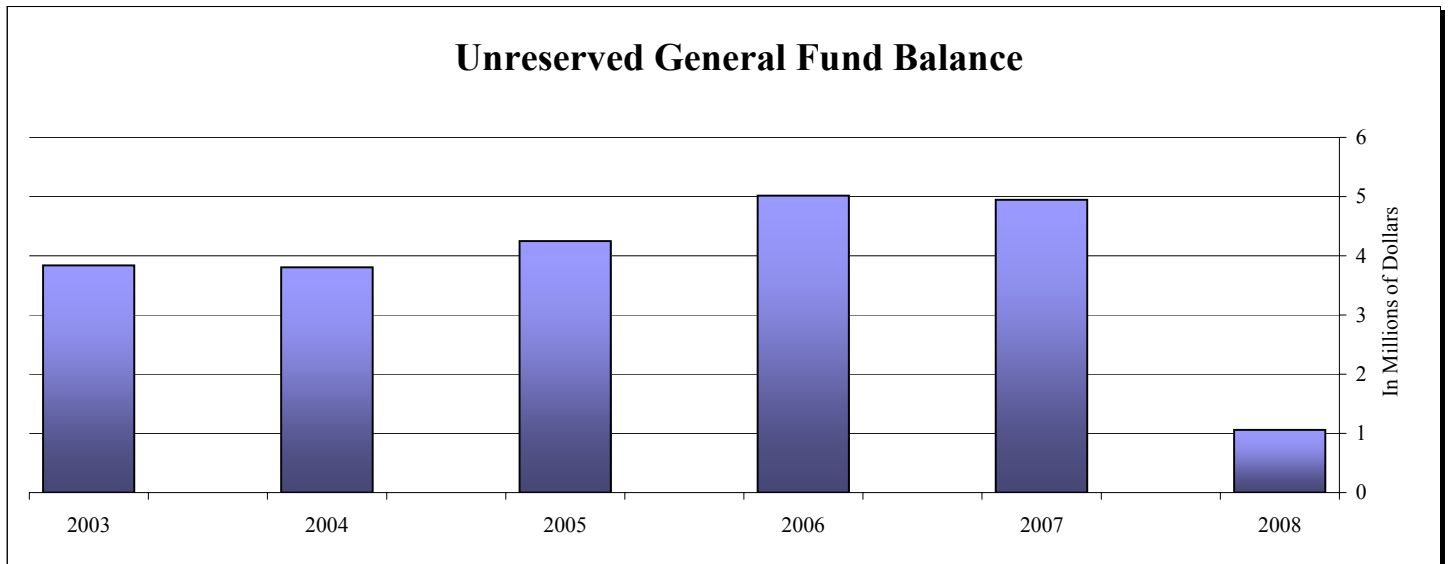
	2008	2007	2006	2005	2004	2003
Expenses						
Governmental Activities:						
Public safety	\$23,241,071	\$20,746,034	\$20,851,317	\$19,528,348	\$19,578,462	\$19,808,236
Health	2,540,306	2,452,163	2,568,869	2,992,268	2,789,743	2,749,524
Culture and recreation	2,704,509	2,500,151	2,463,610	2,374,010	2,522,883	2,511,424
Community environment	1,940,846	1,704,949	1,741,812	1,870,225	2,105,014	1,976,381
Highway and streets	3,910,616	3,551,406	3,276,038	3,240,837	3,079,005	3,109,831
General government	10,021,557	8,043,382	8,271,237	7,948,645	7,390,522	7,568,158
Interest and fiscal charges	1,798,904	1,755,470	1,171,780	986,994	1,237,712	1,308,289
<i>Total Governmental Activities Expenses</i>	<u>46,157,809</u>	<u>40,753,555</u>	<u>40,344,663</u>	<u>38,941,327</u>	<u>38,703,341</u>	<u>39,031,843</u>
Business-Type Activities						
Water	7,448,276	6,926,055	6,641,584	6,375,523	5,933,824	5,630,930
Special parks & recreation	326,255	337,082	317,879	292,998	297,859	299,535
Sanitation	3,339,232	3,316,235	3,132,454	3,184,255	2,978,122	3,035,312
Wastewater	11,186,406	11,046,445	10,999,541	10,371,975	10,354,570	10,811,134
<i>Total Business-Type Activities Expenses</i>	<u>22,300,169</u>	<u>21,625,817</u>	<u>21,091,458</u>	<u>20,224,751</u>	<u>19,564,375</u>	<u>19,776,911</u>
<i>Total Primary Government Program Expenses</i>	<u>68,457,978</u>	<u>62,379,372</u>	<u>61,436,121</u>	<u>59,166,078</u>	<u>58,267,716</u>	<u>58,808,754</u>
Net (Expense)/Revenue						
Governmental Activities	(25,906,090)	(32,710,337)	(31,071,620)	(29,788,866)	(28,956,236)	(31,037,665)
Business-Type Activities	<u>(2,884,953)</u>	<u>(2,054,244)</u>	<u>(2,140,729)</u>	<u>(1,514,612)</u>	<u>(2,332,745)</u>	<u>(3,045,645)</u>
<i>Total Primary Government Net Expense</i>	<u>(28,791,043)</u>	<u>(34,764,581)</u>	<u>(33,212,349)</u>	<u>(31,303,478)</u>	<u>(31,288,981)</u>	<u>(34,083,310)</u>
General Revenues and Other Changes in Net Assets						
Governmental Activities						
Taxes:						
Property taxes	3,993,165	4,194,264	3,913,589	3,726,157	3,699,197	3,554,126
Municipal income taxes	\$22,268,109	\$21,187,484	\$21,470,263	\$23,057,107	\$20,722,890	\$21,401,274
Gasoline and motor vehicle taxes	2,931,491	2,936,903	3,050,275	2,769,274	2,879,983	2,805,188
Other local taxes	475,177	508,796	494,882	464,747	512,147	472,301
Unrestricted intergovernmental revenues and contributions	3,891,611	3,992,282	2,849,785	3,116,189	3,012,969	4,070,303
Investment earnings	376,408	1,087,322	850,323	414,181	210,665	179,864
Miscellaneous	487,759	1,228,316	554,055	146,041	160,670	190,574
Gain on sale of capital assets	0	950	34,009	35,908	282,352	
<i>Total Governmental Activities</i>	<u>34,423,720</u>	<u>35,136,317</u>	<u>33,217,181</u>	<u>33,729,604</u>	<u>31,480,873</u>	<u>32,673,630</u>
Business-Type Activities						
Investment earnings	159,941	314,195	396,537	248,600	82,040	176,754
Miscellaneous	74,887	115,882	140,860	149,296	151,134	188,606
<i>Total Business-Type Activities Expenses</i>	<u>234,828</u>	<u>430,077</u>	<u>537,397</u>	<u>397,896</u>	<u>233,174</u>	<u>365,360</u>
<i>Total Primary Government General Revenues and Other Changes in Net Assets</i>	<u>34,658,548</u>	<u>35,566,394</u>	<u>33,754,578</u>	<u>34,127,500</u>	<u>31,714,047</u>	<u>33,038,990</u>
Change in Net Assets						
Governmental Activities	8,517,630	2,425,980	2,145,561	3,940,738	2,524,637	1,635,965
Business-Type Activities	<u>(2,650,125)</u>	<u>(1,624,167)</u>	<u>(1,603,332)</u>	<u>(1,116,716)</u>	<u>(2,099,571)</u>	<u>(2,680,285)</u>
<i>Total Primary Government Change in Net Assets</i>	<u>\$5,867,505</u>	<u>\$801,813</u>	<u>\$542,229</u>	<u>\$2,824,022</u>	<u>\$425,066</u>	<u>(\$1,044,320)</u>

Source: Respective Comprehensive Annual Financial Reports (Statement of Activities)

Note: The City of Elyria Implemented GASB Statement 34 in 2003.

City of Elyria, Ohio
Fund Balances, Governmental Funds
Last Six Years
(Modified Accrual Basis of Accounting)

	2008	2007	2006	2005	2004	2003
General Fund						
Reserved for encumbrances	\$979,830	\$434,633	\$359,503	\$1,298,551	\$311,772	\$432,901
Unreserved	1,061,601	4,945,240	5,016,011	4,248,850	3,807,061	3,840,450
Total General Fund	<u>2,041,431</u>	<u>5,379,873</u>	<u>5,375,514</u>	<u>5,547,401</u>	<u>4,118,833</u>	<u>4,273,351</u>
All Other Governmental Funds						
Fund Balances:						
Reserved for encumbrances	7,104,752	1,661,648	9,359,972	1,669,156	4,057,806	4,410,468
Reserved for rehabilitation loans	4,475,028	4,265,218	3,993,408	3,852,268	3,848,983	3,816,990
Reserved for endowment	460,852	447,349	442,440	422,190	417,481	395,746
Reserved for debt service	596,372	1,262,673	1,471,603	1,590,304	1,942,362	2,243,278
Unreserved Reported in:						
Special Revenue funds	4,566,007	3,486,845	3,069,667	2,890,285	3,119,077	2,266,291
Capital Projects funds	(10,027,676)	(6,796,310)	(15,228,772)	(4,756,014)	(8,233,670)	(5,325,869)
Total All Other Governmental Funds	<u>7,175,335</u>	<u>4,327,423</u>	<u>3,108,318</u>	<u>5,668,189</u>	<u>5,152,039</u>	<u>7,806,904</u>
Total Governmental Funds	<u><u>\$9,216,766</u></u>	<u><u>\$9,707,296</u></u>	<u><u>\$8,483,832</u></u>	<u><u>\$11,215,590</u></u>	<u><u>\$9,270,872</u></u>	<u><u>\$12,080,255</u></u>

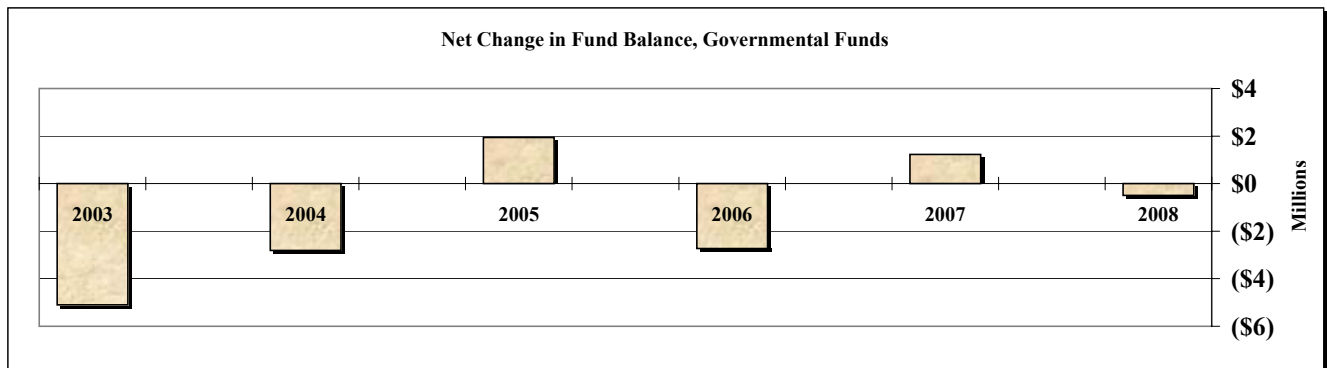


Source: Respective Comprehensive Annual Financial Reports

Note: The City of Elyria Implemented GASB Statement 34 in 2003.

City of Elyria, Ohio
Changes in Fund Balances, Governmental Funds
Last Six Years
(Modified Accrual Basis of Accounting)

	2008	2007	2006	2005	2004	2003
Revenues						
Taxes:						
Property	\$3,993,165	\$4,194,264	\$3,913,589	\$3,726,157	\$3,699,197	\$3,554,126
Income	21,577,317	21,423,070	22,129,257	22,180,474	20,868,259	19,285,562
Other local	1,337,861	1,394,590	1,385,290	464,747	512,147	472,301
Tax increment financing payments	292,968	103,542	0	0	0	0
Intergovernmental	21,500,163	8,966,140	8,651,387	10,159,309	10,953,412	8,732,358
Charges for services	2,258,023	2,224,693	2,382,732	1,693,792	1,824,885	1,749,706
Licenses and permits	567,206	748,541	851,214	639,702	564,126	641,996
Investment income	376,407	1,087,322	850,323	414,181	210,665	179,864
Special assessments	332,290	349,741	353,140	398,324	583,061	609,032
Fines and forfeitures	1,533,403	1,502,578	1,497,345	1,839,944	1,710,651	1,660,914
Contributions	72,911	52,763	558,749	121,587	84,021	53,155
Miscellaneous	113,972	177,512	554,055	146,041	160,670	190,574
Total Revenues	53,955,686	42,224,756	43,127,081	41,784,258	41,171,094	37,129,588
Expenditures						
Current:						
Public safety	22,265,064	20,586,863	20,283,174	18,400,262	18,880,662	18,918,853
Health	2,468,764	2,472,201	2,535,825	2,894,988	2,764,501	2,673,019
Culture and recreation	2,351,151	2,207,061	2,139,979	1,940,794	2,112,159	2,075,772
Community environment	1,816,212	1,633,115	1,628,701	1,616,507	1,876,381	1,782,620
Highways and streets	1,818,997	1,681,542	1,454,247	1,631,160	1,546,553	1,580,228
General government	7,827,802	7,576,891	7,646,879	7,120,726	6,870,801	7,005,689
Capital outlay	16,097,240	12,321,193	7,680,489	5,556,222	7,538,423	5,626,496
Debt Service:						
Principal retirement	1,554,183	1,416,488	1,416,807	1,588,077	1,479,248	1,429,248
Interest and fiscal charges	1,817,666	1,699,981	1,169,372	1,000,508	1,243,156	1,214,591
Total Expenditures	58,017,079	51,595,335	45,955,473	41,749,244	44,311,884	42,306,516
<i>Excess of Revenues Over (Under) Expenditures</i>	(4,061,393)	(9,370,579)	(2,828,392)	35,014	(3,140,790)	(5,176,928)
Other Financing Sources (Uses)						
Transfers-in	803,909	1,146,725	344,967	552,458	345,496	697,099
Transfers-out	(803,909)	(1,146,725)	(344,967)	(552,458)	(345,496)	(697,099)
Proceeds from sale of notes/bonds	3,466,777	9,389,250		1,795,000		
Proceeds from State Issue II loan	113,273	126,944				
Settlement proceeds		1,050,804				
Premiums from sale of notes/bonds	27,590	26,095	62,625	78,796	49,055	74,747
Proceeds from sale of capital assets		950	34,009	35,908	282,352	
Bond issuance costs	(36,777)					
Total Other Financing Sources (Uses)	3,570,863	10,594,043	96,634	1,909,704	331,407	74,747
Net Change in Fund Balances	(\$490,530)	\$1,223,464	(\$2,731,758)	\$1,944,718	(\$2,809,383)	(\$5,102,181)
Debt Service as a Percentage of Noncapital Expenditures	8.04%	7.94%	6.76%	7.15%	7.40%	7.21%



Source: Respective Comprehensive Annual Financial Reports

Note: The City of Elyria Implemented GASB Statement 34 in 2003.

City of Elyria, Ohio
Assessed Valuation and Estimated Actual Values of Taxable Property
Last Ten Years
(Amounts in 000's)

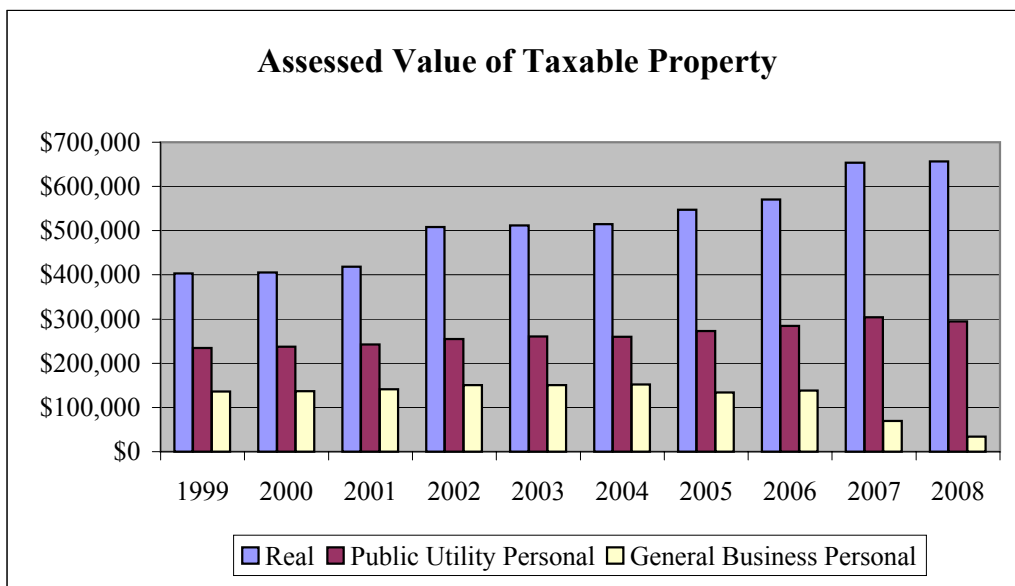
Collection Year	Real Property		Tangible Personal Property	
	Assessed Value Residential	Estimated Actual Value	Public Utility	
			Assessed Value	Estimated Actual Value
2008	\$656,444	\$1,875,553	\$294,438	\$841,252
2007	653,685	1,867,671	304,086	868,817
2006	570,444	1,629,840	284,420	812,629
2005	546,966	1,562,760	272,645	778,986
2004	514,777	1,470,791	259,606	741,731
2003	511,474	1,461,354	260,310	743,743
2002	508,046	1,451,560	255,037	728,677
2001	418,460	1,195,600	242,705	693,443
2000	405,310	1,158,029	237,244	677,840
1999	403,302	1,152,291	234,595	670,271

Real property is reappraised every six years with a State mandated update of the current market value in the third year following each reappraisal.

The assessed value of real property (including public utility real property) is 35 percent of estimated true value. The assessed value of public utility personal property is 35 percent of estimated true value. General business tangible personal property was assessed in previous years at 25 percent of estimated true value. General business tangible personal property tax is being phased out beginning in 2006. For collection year 2007 general business tangible personal property were assessed at 12.50 percent. The percentage will be 6.25 percent for 2008, and zero for 2009.

The tangible personal property values associated with each year are the values that, when multiplied by the applicable rates, generated the property tax revenue billed in that year. For real property, the amounts generated by multiplying the assessed values by the applicable rates would be reduced by the 10%, 2 1/2% and homestead exemptions before being billed. Beginning in the 2006 collection year, the 10% rollback for commercial/industrial property has been eliminated.

Tangible Personal Property				
General Business		Total		
Assessed Value	Estimated Actual Value	Assessed Value	Estimated Actual Value	Total Tax Rate
\$34,307	\$548,913	\$985,189	\$3,265,718	84.34%
69,654	557,232	1,027,425	3,293,719	80.54
138,008	736,043	992,872	3,178,510	81.37
134,118	536,472	953,729	2,878,218	77.32
152,252	609,008	926,635	2,821,530	76.27
150,857	603,428	922,641	2,808,524	76.35
150,928	603,712	914,011	2,783,949	76.63
140,810	563,240	801,975	2,452,283	74.55
137,173	548,692	779,727	2,384,561	75.10
135,854	543,416	773,751	2,365,979	70.15



City of Elyria, Ohio
Property Tax Rates - Direct and Overlapping Governments
(Per \$1,000 of Assessed Valuation)
Last Ten Years

	2008	2007	2006	2005
Unvoted Millage				
Operating	\$1.7000	\$1.7000	\$1.7000	\$1.7000
Debt Service	1.9000	1.9000	1.9000	1.9000
Fire Pension	0.3000	0.3000	0.3000	0.3000
Police Pension	0.3000	0.3000	0.3000	0.3000
<i>Total Unvoted Millage</i>	<u>4.2000</u>	<u>4.2000</u>	<u>4.2000</u>	<u>4.2000</u>
Charter Millage				
Elyria School District	63.5000	63.3000	59.4000	56.4800
Lorain County Vocational School	2.4500	2.4500	2.4500	2.4500
Lorain County	13.3900	13.3900	13.4900	13.1900
Elyria Public Library	1.0000	1.0000	1.0000	1.0000
<i>Total Charter Millage</i>	<u>80.3400</u>	<u>80.1400</u>	<u>76.3400</u>	<u>73.1200</u>
Total Millage	<u><u>\$84.5400</u></u>	<u><u>\$84.3400</u></u>	<u><u>\$80.5400</u></u>	<u><u>\$77.3200</u></u>
Overlapping Rates by Taxing District				
City School District	\$ 63.5000	\$ 63.3000	\$ 59.4000	\$ 60.2300
County	\$ 13.3900	\$ 13.3900	\$ 13.4900	\$ 13.4900
Joint Vocational School	\$ 2.4500	\$ 2.4500	\$ 2.4500	\$ 2.4500

Source: Lorain County Treasurer

Notes: The rates presented for a particular calendar year are the rates that, when applied to the assessed values presented in the Assessed Value Table, generated the property tax revenue billed in that year. The City's basic property tax rate may be increased only by a majority vote of the City's residents.

Charter millage is consistently applied to all types of property.

The real property tax rates for the voted levies of the overlapping taxing districts are reduced so that inflationary increases in value do not generate additional revenue.

Overlapping rates are those of local and county governments that apply to property owners within the City.

2004	2003	2002	2001	2000	1999
\$1.7000	\$1.7000	\$1.7000	\$1.9000	\$1.9000	\$1.9000
1.9000	1.9000	1.9000	1.7000	1.7000	1.7000
0.3000	0.3000	0.3000	0.3000	0.3000	0.3000
0.3000	0.3000	0.3000	0.3000	0.3000	0.3000
4.2000	4.2000	4.2000	4.2000	4.2000	4.2000
56.7300	56.7300	56.8100	57.1100	57.1100	52.7100
2.4500	2.4500	2.4500	2.4500	2.4500	2.4500
12.8900	12.8900	12.8900	10.7900	10.7900	10.7900
72.0700	72.0700	72.1500	70.3500	70.3500	65.9500
\$76.2700	\$76.2700	\$76.3500	\$74.5500	\$74.5500	\$70.1500

\$ 56.4800	\$ 56.7300	\$ 56.8100	\$ 57.0900	\$ 57.1100	\$ 57.6600
\$ 13.1900	\$ 12.8900	\$ 12.8900	\$ 12.8900	\$ 10.7900	\$ 10.7900
\$ 2.4500	\$ 2.4500	\$ 2.4500	\$ 2.4500	\$ 2.4500	\$ 2.4500

City of Elyria, Ohio
Property Tax Levies And Collections
Last Ten Years

Year	Total Tax Levy	Current Tax Collections (1)	Percent of Current Tax Collections To Tax Levy	Delinquent Tax Collections	Total Tax Collections
2008	\$3,960,892	\$3,747,919	94.62 %	\$186,728	\$3,934,647
2007	3,974,488	3,735,871	94.00	131,911	3,867,782
2006	3,950,279	3,387,002	85.74	136,651	3,523,653
2005	3,510,722	3,368,313	95.94	118,928	3,487,241
2004	3,452,984	3,340,625	96.75	119,191	3,459,816
2003	3,258,706	3,149,562	96.65	124,685	3,274,247
2002	3,207,572	3,083,848	96.14	84,844	3,168,692
2001	3,195,744	3,082,725	96.46	94,646	3,177,371
2000	2,761,298	2,659,149	96.30	79,967	2,739,116
1999	2,711,525	2,614,812	96.43	73,834	2,688,646

Source: Lorain County Auditor

(1) State reimbursement of rollback and homestead exemptions are included.

Note: The County does not identify delinquent collections by the year for which the tax was levied.

Percent of Total Tax Collections To Tax Levy	Accumulated Outstanding Delinquent Taxes	Percentage of Delinquent Taxes to Total Tax Levy
99.34 %	\$332,530	8.40 %
97.32	326,295	8.21
89.20	628,992	15.92
99.33	207,688	5.92
100.20	172,612	5.00
100.48	170,382	5.23
98.79	184,434	5.75
99.43	159,358	4.99
99.20	142,766	5.17
99.16	135,307	4.99

City of Elyria, Ohio
Principal Taxpayers - Real Estate Tax
 2008 and 1999
 (Amounts in 000's)

Taxpayer	2008	
	Real Property Assessed Valuation (1)	Percentage of Real Assessed Valuation
Centro Midway LLC	\$15,709	2.39 %
Ohio Edison	14,959	2.28
New Plan of Midway LLC	7,940	1.21
First Interstate Elyria	6,236	0.95
Hunters Crossing	4,126	0.63
HK New Plan Exchange	3,769	0.57
Elyria United	3,416	0.52
Invacare Corporation	3,372	0.51
Midway Realty Company	3,278	0.50
Dayton Hudson	3,116	0.47
Total	\$65,921	10.04 %
Total Assessed Valuation	\$656,444	

Taxpayer	1999	
	Real Property Assessed Valuation (1)	Percentage of Real Assessed Valuation
Ohio Edison	\$20,412	5.06 %
Elyria Joint Venture	13,294	3.30
Alltel Ohio	11,625	2.88
Columbia Gas	6,539	1.62
First Interstate	5,795	1.44
West River Road	4,796	1.19
Sears Roebuck & Company	3,850	0.95
Lorain Medical Investors	3,169	0.79
Holiday Inn of Elyria	2,868	0.71
Westway Gardens LTD	2,165	0.54
Total	\$74,513	18.48 %
Total Assessed Valuation	\$403,302	

Source: Lorain County Auditor

(1) The amounts presented represent the assessed values upon which 2008 and 1999 collections were based.

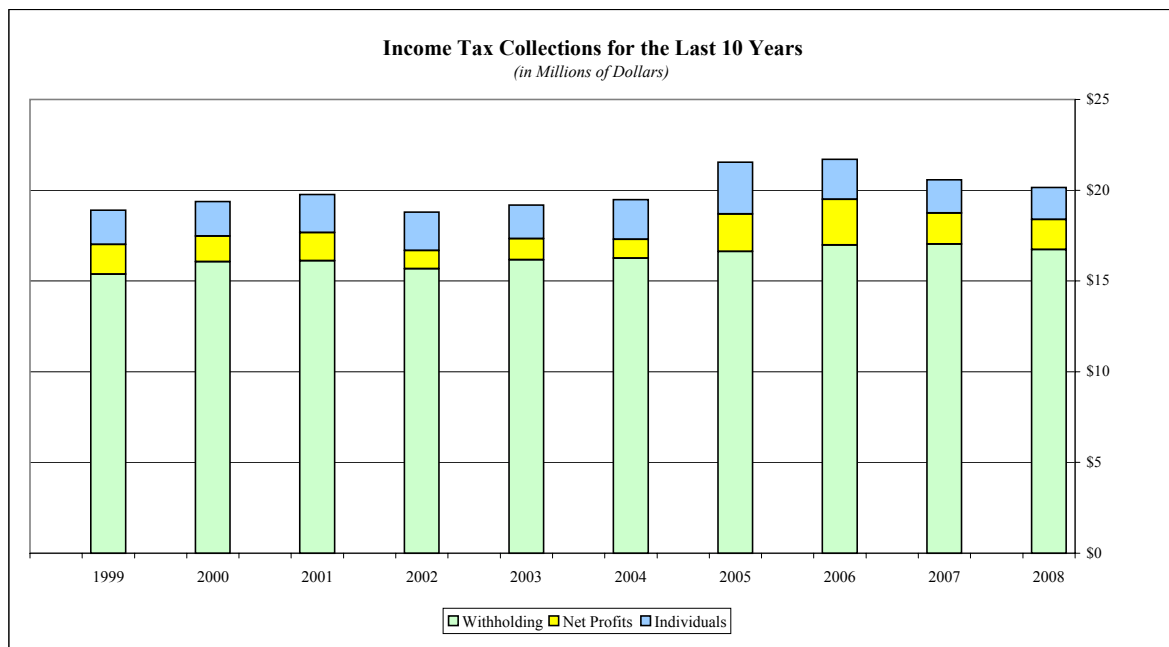
City of Elyria, Ohio
Income Tax Revenue Base and Collections
Last Ten Years

Tax Year	Tax Rate (1)	Total Tax Collected	Taxes from Withholding	Percentage of Taxes from Withholding	Taxes From Net Profits	Percentage of Taxes from Net Profits	Taxes From Individuals	Percentage of Taxes from Individuals
2008	1.75%	\$20,146,383	\$16,726,072	83.02%	\$1,655,405	8.22%	\$1,764,906	8.76%
2007	1.75	20,574,626	17,028,090	82.76	1,718,523	8.35	1,828,013	8.88
2006	1.75	21,709,079	16,975,023	78.19	2,519,892	11.61	2,214,164	10.20
2005	1.75	21,538,559	16,623,249	77.18	2,064,880	9.59	2,850,430 (3)	13.23
2004	1.75	19,473,305	16,248,014	83.44	1,042,124	5.35	2,183,167	11.21
2003	1.75	19,183,875	16,166,587	84.27	1,160,762	6.05	1,856,526	9.68
2002	1.75	18,797,487 (2)	15,678,558 (2)	83.41	1,003,363	5.34	2,115,566	11.25
2001	1.75	19,762,256	16,120,784	81.57	1,545,969	7.82	2,095,503	10.60
2000	1.75	19,371,522	16,070,164	82.96	1,404,907	7.25	1,896,451	9.79
1999	1.75	18,895,462	15,382,528	81.41	1,628,666	8.62	1,884,268	9.97

Source: Regional Income Tax Agency and City records

- (1) General Fund tax rate is 1.50%. The remaining .25% is a special tax to be used for law enforcement purposes only and is accounted for in the Police Levy Special Revenue Fund.
- (2) Drop in revenue was due primarily to the closing of the York International Corporation plant which was the City's third largest employer.
- (3) Large increase was due to the reduction of the income tax credit given to residents who work in and pay income tax to other municipalities. Elyria City Council reduced the credit from 100% to 50% for the six month period beginning July 1, 2004 and ending December 31, 2004.

Note: The City is prohibited by statute from presenting information regarding individual taxpayers.



City of Elyria, Ohio
*Ratio of Outstanding Debt to
Total Personal Income and Debt Per Capita
Last Six Years*

Year	Governmental Activities				
	General Obligation Notes	General Obligation Bonds	Special Assessment Bonds	OPWC Loans	Block Grant U.S. Dept. H.U.D. 108 Loan
2008	\$5,330,000	\$27,285,924	\$4,057,031	\$481,251	\$0
2007	8,890,000	28,533,205	843,242	434,173	0
2006	15,615,000	20,124,263	1,086,230	360,729	0
2005	4,700,000	21,214,766	1,342,900	255,353	0
2004	6,800,000	19,950,000	1,581,906	354,423	99,850
2003	6,700,000	20,835,000	2,077,082	453,495	179,850

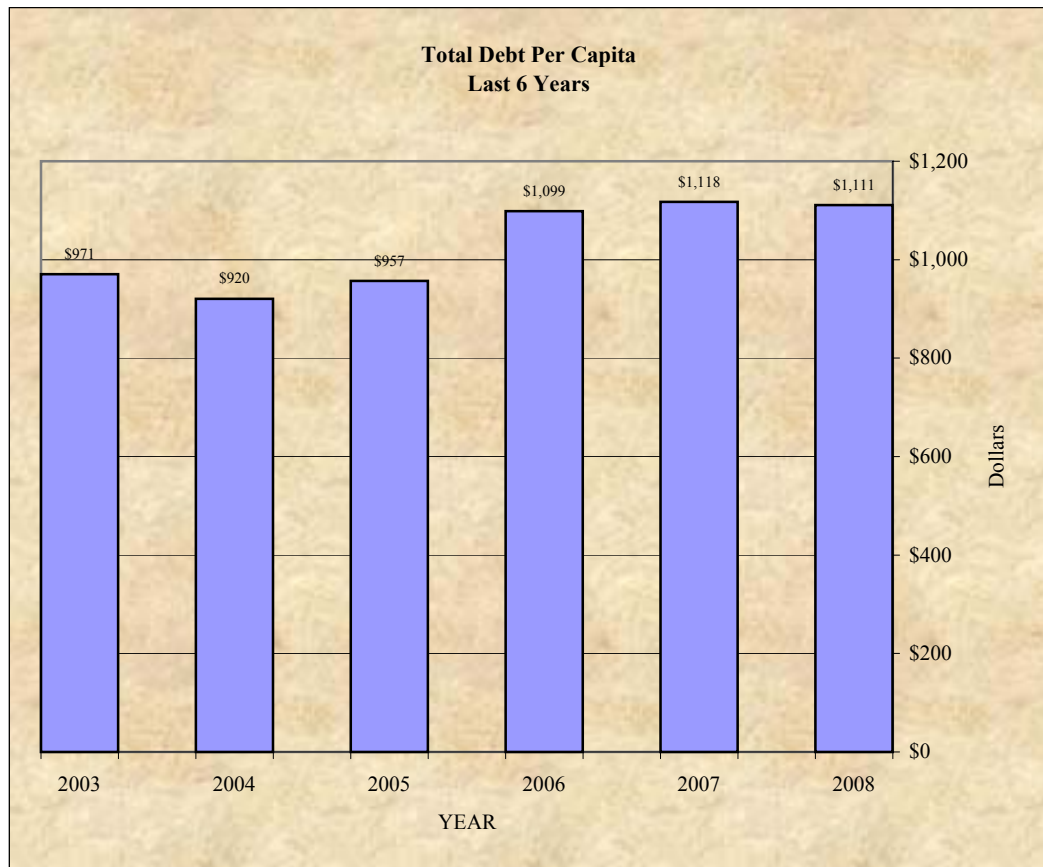
Source: Respective Comprehensive Annual Reports

Note: Population and Personal Income data are presented on page S22.

Note: The City of Elyria Implemented GASB Statement 34 in 2003.

Business-Type Activities

General Obligation Notes	General Obligation Bonds	OPWC Loans	OWDA Loans	Total Debt	Percentage of Personal Income	Per Capita
\$5,550,000	\$11,830,219	\$0	\$7,619,248	\$62,153,673	5.74%	\$1,111
1,960,000	12,268,553	0	9,609,279	62,538,452	5.78	1,118
140,000	12,696,887	0	11,455,596	61,478,705	5.68	1,099
5,170,000	7,691,207	0	13,168,648	53,542,874	4.95	957
6,500,000	1,448,094	0	14,758,119	51,492,392	4.76	920
6,230,000	1,592,918	9,991	16,232,982	54,311,318	5.02	971



City of Elyria, Ohio
*Ratio of General Obligation Bonded Debt to Assessed
Value and Bonded Debt Per Capita
Last Ten Years*

Year	Population (1)		Estimated Actual Value of Taxable Property (2)	Net Bonded Debt (3)	Ratio of Net Bonded Debt to Estimated Actual Value of Taxable Property	Net Bonded Debt Per Capital
2008	55,953	b	\$3,265,718,000	\$49,996,143	1.53 %	\$893.54
2007	55,953	b	3,293,720,000	51,651,758	1.57	923.13
2006	55,953	b	3,178,512,000	48,576,150	1.53	868.16
2005	55,953	b	2,878,218,000	38,775,973	1.35	693.01
2004	55,953	b	2,821,530,000	34,698,094	1.23	620.13
2003	55,953	b	2,821,530,000	35,357,918	1.25	631.92
2002	55,953	b	2,783,949,000	30,457,742	1.09	544.35
2001	55,953	b	2,452,283,000	27,152,566	1.11	485.27
2000	55,953	b	2,393,132,000	19,079,639	0.80	340.99
1999	56,746	a	2,365,978,000	20,576,712	0.87	362.61

Sources:

(1) U. S. Bureau of Census, Census of Population.

(a) 1990 Federal Census

(b) 2000 Federal Census

(2) Lorain County Auditor

(3) Includes all general obligation bonded debt with the exception of Special Assessment debt.

City of Elyria, Ohio
Computation of Direct and Overlapping Governmental Activities Debt
December 31, 2008

Jurisdiction	Governmental Activities Debt Outstanding	Percentage Applicable to City (3)	Amount Applicable to City
Direct - City of			
Special Assessment Bonds	\$4,057,031	100.00 %	\$4,057,031
General Obligation Bonds	27,285,924	100.00	27,285,924
OPWC Loans	481,251	100.00	481,251
Capital Projects Notes	<u>5,330,000</u>	100.00	<u>5,330,000</u>
<i>Total Direct Debt</i>	<u>37,154,206</u>		<u>37,154,206</u>
Overlapping			
City School District (1)			
General Obligation Bonds	45,702,825	91.10%	41,634,584
Lorain County (2)			
General Obligation Bonds	<u>26,435,000</u>	18.08%	<u>4,779,780</u>
<i>Total Overlapping Debt</i>	<u>72,137,825</u>		<u>46,414,364</u>
Total	<u><u>\$109,292,031</u></u>		<u><u>\$83,568,570</u></u>

Source: (1) Elyria City School District Comprehensive Annual Financial Report,
For the Year Ending June 30, 2008

(2) Lorain County Auditor

(3) Percentages were determined by dividing each overlapping subdivision's
assessed valuation within the City by its total assessed valuation.

City of Elyria, Ohio

Legal Debt Margin

Last Ten Years

	2008	2007	2006	2005
Total Assessed Property Value	\$955,094,560	\$985,188,821	\$1,027,425,038	\$992,872,390
Overall Legal Debt Limit (10 ½ % of Assessed Valuation)	\$ 100,284,929	\$ 103,444,826	\$ 107,879,629	\$ 104,251,601
Debt Outstanding:				
General Obligation Bonds	39,116,143	40,801,758	32,821,150	28,905,973
Special Assessment Bonds	4,057,031	843,242	1,086,230	1,342,900
General Anticipation Notes	10,880,000	10,850,000	15,755,000	9,870,000
OPWC Loans	481,251	434,173	360,729	236,353
OWDA Loans	7,619,248	9,609,279	11,455,596	13,168,648
Total Gross Indebtedness	62,153,673	62,538,452	61,478,705	53,523,874
Less:				
Special Assessment Bonds	(4,057,031)	(843,242)	(1,086,230)	(1,581,906)
OPWC Loans	(481,251)	(434,173)	(360,729)	(354,423)
OWDA Loans	(7,619,248)	(9,609,279)	(11,455,596)	(14,758,119)
General Bond Retirement Fund Balance	(576,108)	(1,240,977)	(1,471,603)	(1,942,362)
Total Net Debt Applicable to Debt Limit	49,420,035	50,410,781	47,104,547	34,887,064
Legal Debt Margin Within 10 ½ % Limitations	\$50,864,894	\$53,034,045	\$60,775,082	\$69,364,537
Legal Debt Margin as a Percentage of the Debt Limit	50.72%	51.27%	56.34%	66.54%
Unvoted Debt Limitation (5 ½ % of Assessed Valuation)	\$52,530,201	\$54,185,385	\$56,508,377	\$54,607,981
Total Gross Indebtedness	62,153,673	62,538,452	61,478,705	53,523,874
Less:				
Special Assessment Bonds	(4,057,031)	(843,242)	(1,086,230)	(1,581,906)
OPWC Loans	(481,251)	(434,173)	(360,729)	(354,423)
OWDA Loans	(7,619,248)	(9,609,279)	(11,455,596)	(14,758,119)
General Bond Retirement Fund Balance	(576,108)	(1,240,977)	(1,471,603)	(1,942,362)
Net Debt Within 5 ½ % Limitations	49,420,035	50,410,781	47,104,547	34,887,064
Unvoted Legal Debt Margin Within 5 ½ % Limitations	\$3,110,166	\$3,774,604	\$9,403,830	\$19,720,917
Unvoted legal Debt Margin as a Percentage of the Unvoted Debt Limitation	5.92%	6.97%	16.64%	36.11%

Source: City Financial Records

2004	2003	2002	2001	2000	1999
<u>\$953,729,200</u>	<u>\$926,635,029</u>	<u>\$912,696,533</u>	<u>\$914,011,190</u>	<u>\$801,974,848</u>	<u>\$782,727,714</u>
\$ 100,141,566	\$ 97,296,678	\$ 95,833,136	\$ 95,971,175	\$ 84,207,359	\$ 82,186,410
21,398,094	23,427,742	23,427,742	24,352,566	16,879,639	17,576,712
1,581,906	2,547,257	2,547,257	2,992,433	3,445,361	3,893,289
13,300,000	7,030,000	7,030,000	2,800,000	2,200,000	3,000,000
354,423	588,362	588,362	587,707	549,113	603,169
<u>14,758,119</u>	<u>17,601,555</u>	<u>17,601,555</u>	<u>18,871,551</u>	<u>20,319,315</u>	<u>21,413,078</u>
51,392,542	51,194,916	51,194,916	49,604,257	43,393,428	46,486,248
(2,077,082)	(2,547,257)	(2,992,433)	(3,445,361)	(3,893,289)	(4,293,217)
(463,486)	(588,362)	(587,707)	(549,113)	(603,169)	(558,347)
(16,232,982)	(17,601,555)	(18,871,551)	(20,319,315)	(21,413,078)	(22,314,621)
<u>(2,243,278)</u>	<u>(2,424,827)</u>	<u>(2,533,386)</u>	<u>(1,993,416)</u>	<u>(1,656,849)</u>	<u>(1,378,661)</u>
<u>30,375,714</u>	<u>28,032,915</u>	<u>26,209,839</u>	<u>23,297,052</u>	<u>15,827,043</u>	<u>17,941,402</u>
<u>\$69,765,852</u>	<u>\$69,263,763</u>	<u>\$69,623,297</u>	<u>\$72,674,123</u>	<u>\$68,380,316</u>	<u>\$64,245,008</u>
69.67%	71.19%	72.65%	75.72%	81.20%	78.17%
<u>\$52,455,106</u>	<u>\$50,964,927</u>	<u>\$50,198,309</u>	<u>\$50,270,615</u>	<u>\$44,108,617</u>	<u>\$43,050,024</u>
51,392,542	51,194,916	51,194,916	49,604,257	43,393,428	46,486,248
(2,077,082)	(2,547,257)	(2,992,433)	(3,445,361)	(3,893,289)	(4,293,217)
(463,486)	(588,362)	(587,707)	(549,113)	(603,169)	(558,347)
(16,232,982)	(17,601,555)	(18,871,551)	(20,319,315)	(21,413,078)	(22,314,621)
<u>(2,243,278)</u>	<u>(2,424,827)</u>	<u>(2,533,386)</u>	<u>(1,993,416)</u>	<u>(1,656,849)</u>	<u>(1,378,661)</u>
<u>30,375,714</u>	<u>28,032,915</u>	<u>26,209,839</u>	<u>23,297,052</u>	<u>15,827,043</u>	<u>17,941,402</u>
<u>\$22,079,392</u>	<u>\$22,932,012</u>	<u>\$23,988,470</u>	<u>\$26,973,563</u>	<u>\$28,281,574</u>	<u>\$25,108,622</u>
42.09%	45.00%	47.79%	53.66%	64.12%	58.32%

City of Elyria, Ohio
Pledged Revenue Coverage
Wastewater Pollution Control
Last Ten Years

Year	Wastewater Service Charges and Interest	Direct Operating Expenses (1)	Net Available Revenues	Debt Service		Coverage
				Principal	Interest	
2008	\$9,960,475	\$8,137,313	\$1,823,162	\$2,715,030	\$846,481	51.19%
2007	9,983,573	7,984,908	1,998,665	1,972,826	956,223	68.24
2006	10,084,024	7,706,384	2,377,640	1,713,052	921,805	90.24
2005	9,916,895	7,002,444	2,914,451	1,671,204	987,717	109.61
2004	8,943,652	6,938,083	2,005,569	1,543,177	1,148,234	74.52
2003	9,112,363	6,983,835	2,128,528	1,436,889	1,427,357	74.31
2002	9,544,225	6,852,152	2,692,073	1,333,311	1,532,139	93.95
2001	9,934,251	5,981,175	3,953,076	1,236,880	1,629,409	137.92
2000	12,948,897 (2)	6,240,652	6,708,245	1,142,078	1,721,912	234.23
1999	9,960,677	5,306,248	4,654,429	944,858	1,921,282	162.39

Source: Annual audited financial statements of the City.

(1) Direct operating expenses do not include depreciation and amortization expense.

(2) The large increase in revenue is due to settlement proceeds.

City of Elyria, Ohio
Principal Employers
Current Year and Nine Years Prior

2008		
Employer (b)	Employees (b)	Percentage of Total City Employment
EMH Regional Medical Center	1,681	6.23%
Lorain County	1,375	5.09
Invacare	752	2.79
Elyria City School District	970	3.59
Ridge Tool Company	615	2.28
Parker Hannifin Corporation	510	1.89
The City of Elyria	506	1.87
Lorain County Community College	424	1.57
Bendix Commercial Vehicle Systems LLC	411	1.52
Elyria Foundry Company	362	1.34
Total	7,606	28.17%
Total Employment within the City (a)	27,000	

1999		
Employer (b)	(b)	
Lorain County	1,598	5.33%
EMH Medical Center	1,251	4.17
Invacare	1,062	3.54
Elyria City School District	956	3.19
York International Corporation	951	3.17
Ridge Tool Company / Emerson Electric	800	2.67
The City of Elyria	532	1.77
Parker Hannifin Corporation	470	1.57
Murray Ridge Production Center	409	1.36
Lorain County Community College	330	1.10
Total	8,359	27.86%
Total Employment within the City (a)	30,000	

Source: (a) U.S. Department of Labor - Bureau of Labor Statistics

(b) Annual Information Statement - City of Elyria

City of Elyria, Ohio
Demographic and Economic Statistics
Last Ten Years

Year	Population (1)	Total Personal Income (5)	Personal Income Per Capita (1)	Median Household Income (1)	Median Age (1)
2008	55,953 (a)	\$1,082,354,832	\$19,344 (a)	\$38,156 (a)	34.8
2007	55,953 (a)	1,082,354,832	19,344 (a)	38,156 (a)	34.8
2006	55,953 (a)	1,082,354,832	19,344 (a)	38,156 (a)	34.8
2005	55,953 (a)	1,082,354,832	19,344 (a)	38,156 (a)	34.8
2004	55,953 (a)	1,082,354,832	19,344 (a)	38,156 (a)	34.8
2003	55,953 (a)	1,082,354,832	19,344 (a)	38,156 (a)	34.8
2002	55,953 (a)	1,082,354,832	19,344 (a)	38,156 (a)	34.8
2001	55,953 (a)	1,082,354,832	19,344 (a)	38,156 (a)	34.8
2000	55,953 (a)	1,082,354,832	19,344 (a)	38,156 (a)	34.8
1999	56,746 (b)	679,817,080	11,980 (b)	38,156 (b)	33.9

(1) Source: U. S. Census

(a) Years 2000 through 2008 - 2000 Federal Census

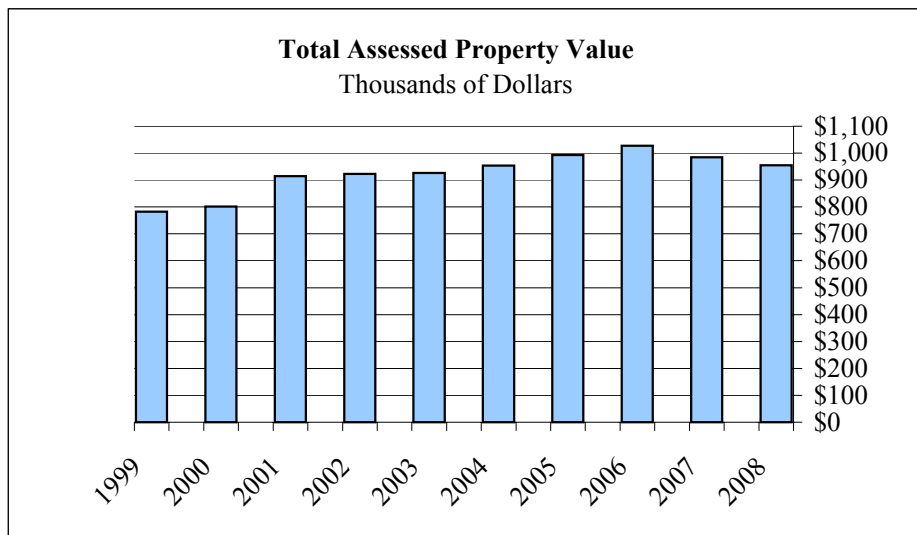
(b) Years 1999 - 1990 Federal Census

(2) Source: Ohio Department of Education Website: "<http://www.ode.state.oh.us>"

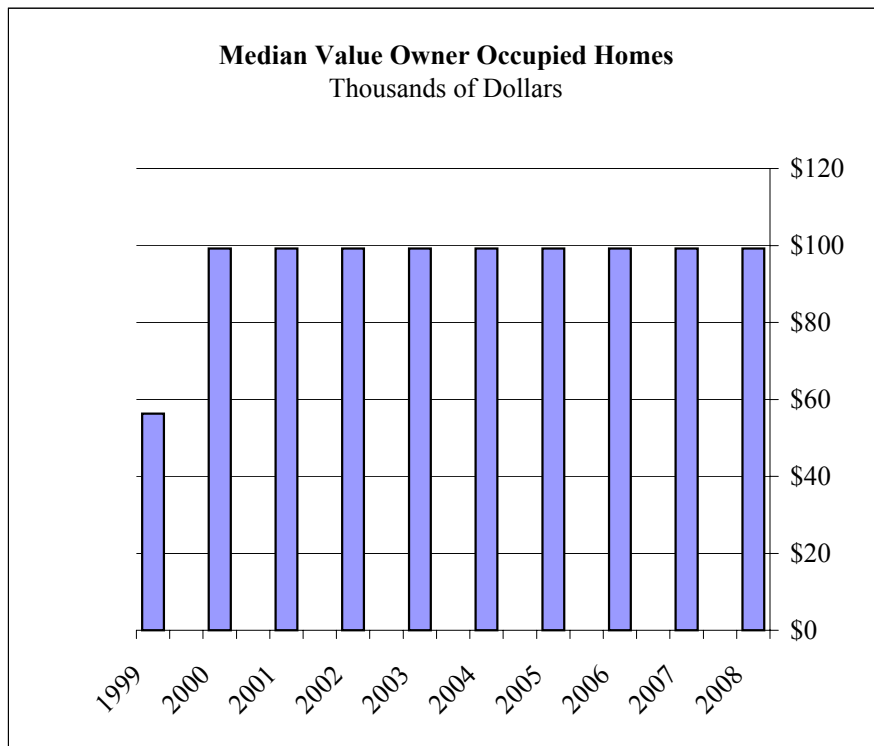
(3) Source: Ohio Department of Job and Family Services

(4) Source: Lorain County Auditor

(5) Computation of per capita personal income multiplied by population



Educational Attainment: Bachelor's Degree or Higher (1)	School Enrollment (2)	Unemployment Rate (3)	Median Value Owner Occupied Homes (1)	Total Assessed Property Value (4)
5.8% (a)	7,730	7.0%	\$99,200 (a)	\$955,095
5.8 (a)	7,730	6.3	99,200 (a)	985,189
5.8 (a)	7,761	5.7	99,200 (a)	1,027,425
5.8 (a)	7,956	5.7	99,200 (a)	992,872
5.8 (a)	8,130	5.9	99,200 (a)	953,729
5.8 (a)	8,348	7.9	99,200 (a)	926,635
5.8 (a)	8,270	7.4	99,200 (a)	922,641
5.8 (a)	8,551	6.1	99,200 (a)	914,011
5.8 (a)	8,361	5.5	99,200 (a)	801,975
4.4 (b)	8,257	5.2	56,300 (b)	782,727



City of Elyria, Ohio
Full-Time Equivalent City Government Employees by Function/Program
Last Seven Years

Function/Program	2008	2007	2006	2005	2004	2003	2002
General Government							
Mayor	2.00	2.00	2.00	2.00	2.00	2.00	2.00
Administration	1.50	1.50	1.50	1.00	1.50	1.50	1.50
Income Tax	1.00	1.00	1.00	1.00	1.00	1.00	1.00
Auditor	7.00	7.00	7.50	7.50	7.50	7.50	8.00
Law Director	15.50	15.00	14.50	14.00	14.00	13.00	14.50
Council	8.00	8.00	8.00	8.00	8.00	8.00	8.00
Court	46.50	44.50	45.00	46.00	44.00	45.00	45.00
Civil Service	1.50	1.50	1.50	1.50	1.50	1.50	1.50
Building & Lands	3.00	3.00	3.00	3.00	3.00	2.00	2.00
Engineer	5.00	5.00	5.00	6.00	6.00	7.00	7.00
Central Maintenance	8.00	8.00	8.00	8.00	7.00	7.00	7.00
Public Safety							
Police	86.00	89.00	88.00	84.00	85.00	90.00	92.00
Police - School Guards	24.00	24.50	25.50	25.00	25.50	27.50	27.50
Police - Dispatchers/Office/Other	27.00	28.00	28.00	28.00	27.00	30.00	32.50
Police - Prisoner Support	22.00	22.00	22.00	19.00	19.00	20.00	20.00
Police - Animal Wardens	0.00	0.00	0.00	1.00	1.00	1.00	1.00
Fire	75.00	69.00	70.00	72.00	66.50	66.50	72.00
Fire - Secretary - Other	2.00	2.00	2.00	2.00	3.00	3.00	3.00
Communications	2.00	2.00	2.00	2.00	2.00	2.00	2.00
Safety Service	7.00	8.00	7.00	8.00	7.00	7.50	7.00
Traffic Lights	4.00	4.00	4.00	4.00	4.00	4.00	3.00
Health							
Cemetery	4.50	5.50	6.00	6.50	6.00	5.50	6.50
Health Administration	27.50	26.00	29.50	31.50	35.50	34.50	35.50
Culture and Recreation							
Parks & Recreation	20.00	20.00	20.00	21.00	20.00	22.00	22.00
Swimming Pools	27.00	25.50	27.00	28.00	29.00	34.00	32.50
Community Environment							
Planning	1.00	1.00	1.00	1.00	2.00	2.00	2.00
Client Advocate	0.00	0.00	0.00	1.00	1.00	1.00	0.00
Community Development	4.00	5.00	5.00	5.00	5.00	5.00	4.00
Building	13.00	15.00	14.00	13.50	14.50	15.50	14.50
Highways and Streets							
Central Maintenance	8.00	8.00	8.00	8.00	7.00	7.00	7.00
Street M&R	14.00	14.00	14.00	14.00	14.00	14.00	18.00
Business-type activities							
Sanitation	24.00	25.00	26.00	26.50	26.00	27.00	27.00
Water	52.50	51.00	51.00	54.00	54.00	55.00	54.00
Wastewater	57.00	55.50	53.50	56.50	58.50	59.00	56.50
Totals:	<u>600.50</u>	<u>596.50</u>	<u>600.50</u>	<u>609.50</u>	<u>608.00</u>	<u>628.50</u>	<u>637.00</u>

Source: City Payroll Department - Monthly Employee Count

Method: Using 1.0 for each full-time employee and 0.50 for each part-time and seasonal employee at year end.

Note: The City of Elyria Implemented GASB Statement 34 in 2003.

City of Elyria, Ohio
Operating Indicators by Function/Program
Last Seven Years (1)

Function/Program	2008	2007	2006	2005	2004	2003	2002
General Government							
<i>Council and Clerk</i>							
Number of Ordinances Passed	175	164	179	165	194	215	236
Number of Resolutions Passed	27	25	69	23	27	30	29
Number of Planning Commission docket items	67	55	81	92	128	102	n/a
Zoning Board of Appeals docket items	20	32	19	20	24	22	26
<i>Finance Department</i>							
Number of checks/ vouchers issued	28,174	28,798	27,999	28,006	31,001	28,402	n/a
Interest earnings for fiscal year (cash basis)	\$687,783	\$1,469,598	\$1,259,434	\$696,259	\$356,060	\$431,678	\$680,710
Agency Ratings - Moody's Financial Services	A2	A2	A2	A2	A2	A2	A2
Health Insurance Costs vs General Fund Expenditures %	15.93%	15.60%	17.69%	19.38%	15.03%	19.17%	17.76%
General Fund Receipts (modified accrual basis)	\$27,746,672	\$28,907,620	\$28,912,270	\$27,683,228	\$26,460,680	\$25,281,266	\$25,918,364
General Fund Expenditures (modified accrual basis)	\$31,085,114	\$28,903,261	\$29,084,157	\$26,254,660	\$26,615,198	\$26,872,551	\$26,343,509
General Fund Balances (modified accrual basis)	\$2,041,431	\$5,379,873	\$5,375,514	\$5,547,401	\$4,118,833	\$4,273,351	\$5,864,636
<i>Income Tax Department</i>							
Number of Individual Returns	18,771	18,107	19,124	24,588	18,801	19,132	n/a
Number of Business Returns	2,187	1,952	1,735	2,063	2,133	1,994	n/a
Number of business withholding accounts	2,376	2,499	2,416	2,547	2,520	2,521	2,458
Amount of Penalties and Interest Collected	\$57,708	\$84,365	\$143,012	\$106,738	\$65,607	\$83,690	n/a
Annual number of Corporate withholding forms processed	17,843	18,162	18,510	17,591	17,846	17,209	n/a
Annual number of balance due statements forms processed	9,853	11,336	11,301	12,255	11,597	10,304	n/a
Annual number of reconciliations of withholdings processed	1,902	1,874	2,055	2,217	2,093	2,144	n/a
<i>Engineer Contracted Services</i>							
Dollar amount of Construction overseen by Engineer	\$25,325,011	\$2,527,636	\$12,968,072	\$5,082,331	\$1,708,725	\$10,861,153	\$7,650,460
<i>Municipal Motor Vehicle Tax Fund</i>							
Amount of License Fees Collected for street resurfacing	\$867,483	\$886,504	\$882,356	\$910,995	\$893,033	\$505,227	\$487,158
Average cost per square yard of asphalt (labor & material)	\$10.94	\$9.10	\$8.20	\$6.53	\$6.36	\$5.80	\$5.45
<i>Municipal Court</i>							
Number of Civil Cases	4,347	4,231	4,077	3,998	4,396	4,505	3,980
Number of Criminal cases	17,898	16,558	16,276	16,537	16,016	19,356	20,735
<i>Health Department</i>							
Number of Health Inspections	1,899	1,196	1,142	1,185	1,225	1,217	1,112
Public Health Case Management Encounters	5,237	5,027	4,162	3,840	3,884	3,944	4,138
Adult immunizations	5,685	5,681	6,216	7,322	8,457	7,023	4,990
Childhood immunizations	3,087	3,271	3,804	4,415	4,800	5,671	5,881
Dental sealants applied	2,700	2,829	2,589	2,044	1,334	1,501	638
<i>Civil Service</i>							
Number of police entry tests administered	0	1	0	1	0	1	0
Number of fire entry tests administered	0	1	0	1	0	1	0
Number of police promotional tests administered	0	1	0	0	2	0	3
Number of fire promotional tests administered	4	0	2	2	2	2	1
Number of appointments from certified lists	7	16	8	10	0	14	15

(1) Information denoted n/a prior to 2003 is not available.

Note: The City of Elyria Implemented GASB Statement 34 in 2003.

(continued)

City of Elyria, Ohio
Operating Indicators by Function/Program (continued)
Last Seven Years (1)

Function/Program	2008	2007	2006	2005	2004	2003	2002
Building Department Indicators							
Construction Permits Issued	1,648	1,578	1,811	1,828	2,175	2,366	2,544
Estimated Value of Construction	\$15,605,172	\$49,756,670	\$59,250,100	\$36,642,867	\$40,465,710	\$53,933,506	\$83,558,723
Amount of Revenue generated from permits	\$189,290	\$475,716	\$440,594	\$232,806	\$200,335	\$325,933	\$429,331
Amount of Revenue from contractor registrations issued	\$74,350	\$82,325	\$99,175	\$90,250	\$90,845	\$104,874	\$102,950
Public Safety							
Police							
Total Calls for Services	38,285	37,409	37,700	38,644	40,096	39,409	38,900
Number of traffic citations issued	4,631	5,041	5,296	5,544	5,204	6,230	7,305
Number of parking citations issued	1,390	1,301	1,627	2,170	2,297	2,758	3,009
Number of criminal arrests	11,094	11,194	11,362	12,324	11,603	12,440	13,721
Number of accident reports completed	2,063	2,095	2,097	2,330	2,530	2,533	2,583
Part 1 Offenses (major offenses)	3,760	3,909	4,397	4,129	4,575	4,352	4,788
Animal Warden service calls responded to per annual report	n/a	n/a	n/a	n/a	536	502	525
Police Dept. Auxiliary hours worked	489	633	1,820	1,600	1,383	1,752	1,761
DUI Arrests	617	541	596	340	449	575	744
Prisoners	4,376	4,087	3,921	4,149	4,113	4,397	4,546
Prisoner meal costs	\$97,733	\$108,798	\$108,227	\$98,792	\$91,298	\$101,493	\$115,401
Property damage accidents	1,672	1,684	1,669	1,871	2,014	2,039	2,069
Fatalities from Motor Vehicle Accidents	1	2	0	1	3	4	3
Safety Town Students	400	405	450	400	355	347	405
Fire							
EMS Calls	2,231	2,508	2,303	2,201	2,104	2,081	n/a
Fire Calls	268	246	218	216	227	197	n/a
Fires with Loss	120	125	81	88	114	53	n/a
Fires with Losses exceeding \$10K	30	21	26	20	18	21	n/a
Fire Safety Inspections	590	734	1,398	628	845	965	n/a
Number of times Mutual Aid given to Fire and EMS	17	22	22	16	5	9	n/a
Number of times Mutual Aid received for Fire and EMS	20	12	14	12	4	4	n/a
Health							
Cemetery burials	206	198	220	216	225	223	234
Cemetery cremations	39	45	49	41	39	41	34
Cemetery sale of lots	189	168	170	161	217	220	218
Cemetery receipts	\$110,405	\$89,965	\$105,691	\$105,469	\$125,837	\$104,211	\$113,286

(1) Information denoted n/a prior to 2003 is not available.

Note: The City of Elyria Implemented GASB Statement 34 in 2003.

(continued)

City of Elyria, Ohio
Operating Indicators by Function/Program (continued)
Last Seven Years (1)

Function/Program	2008	2007	2006	2005	2004	2003	2002
Culture and Recreation							
<i>Recreation</i>							
Number of parks	13	13	13	14	14	14	14
Size of parks in acreage	358	358	358	360	360	360	360
Recreation Swimming pool receipts	\$63,558	\$59,416	\$60,415	\$54,649	\$53,400	\$51,897	\$54,834
Recreation Mens & Womens League/Program receipts	255,188	269,060	250,748	226,999	218,669	214,094	215,788
Recreation Ice rink receipts	137,250	145,867	131,596	116,065	124,392	103,831	123,609
Recreation Concessions and miscellaneous receipts	94,379	94,153	91,557	107,502	110,469	75,817	88,052
Fireworks donations	12,207	14,287	14,792	22,427	25,274	20,373	24,728
Total Recreation Department receipts	<u>\$562,582</u>	<u>\$582,783</u>	<u>\$549,108</u>	<u>\$527,642</u>	<u>\$532,204</u>	<u>\$466,012</u>	<u>\$507,011</u>
Community Development							
Community Development Block Grants	\$764,224	\$827,159	\$671,358	\$739,003	\$772,000	\$772,000	\$795,000
Community Development Block Grant Program Income	\$40,049	\$36,606	\$108,572	\$116,182	\$227,214	\$62,067	\$171,045
Comprehensive Housing Improvement Program Grants	\$0	\$0	\$0	\$500,000	\$0	\$0	\$500,000
Comprehensive Housing Improvement Program Income	\$5,323	\$49,067	\$56,154	\$27,750	\$90,817	\$93,880	\$56,378
Enterprise Zone/Community Reinvestment Area Fees	\$4,500	\$8,000	\$7,500	\$6,600	\$5,500	\$9,000	\$11,000
Basic Utility Services							
Refuse collection rates (by month)							
Residential	\$ 16.83	\$ 16.10	\$ 15.41	\$ 14.75	\$ 14.11	\$ 13.00	n/a
Homestead	7.79	7.45	7.13	6.82	6.25	6.00	n/a
Commercial:							
Basic	49.86	47.71	45.65	43.68	41.80	40.00	n/a
One-yard container	29.91	28.62	27.39	26.21	25.08	24.00	n/a
Two-yard container	38.88	37.20	35.60	34.07	32.60	31.20	n/a
Cost per cubic yard	9.72	9.30	8.90	8.52	8.15	7.80	n/a
Extra pick-up charge	28.41	27.19	26.02	24.90	23.83	22.80	n/a
Refuse collection customer counts							
Residential	14,030	15,120	15,058	14,866	15,415	15,338	n/a
Homestead	2,132	879	854	847	884	880	n/a
Commercial	139	137	135	134	145	144	n/a
Total	<u>16,301</u>	<u>16,136</u>	<u>16,047</u>	<u>15,847</u>	<u>16,444</u>	<u>16,362</u>	n/a
Refuse receipts by customer type							
Residential	\$ 2,829,389	\$ 3,068,058	\$ 2,876,216	\$ 2,768,637	\$ 2,710,533	\$ 2,697,048	n/a
Homestead	\$ 106,673	\$ 86,179	\$ 74,013	\$ 71,243	\$ 70,354	\$ 70,004	n/a
Commercial	\$ 121,110	\$ 111,396	\$ 109,302	\$ 110,470	\$ 114,284	\$ 113,716	n/a
Total	<u>\$ 3,057,172</u>	<u>\$ 3,265,633</u>	<u>\$ 3,059,531</u>	<u>\$ 2,950,350</u>	<u>\$ 2,895,172</u>	<u>\$ 2,880,768</u>	n/a

(1) Information denoted n/a prior to 2003 is not available.

Note: The City of Elyria Implemented GASB Statement 34 in 2003.

(continued)

City of Elyria, Ohio
Operating Indicators by Function/Program (continued)
Last Seven Years (1)

Function/Program	2008	2007	2006	2005	2004	2003	2002
Water Department							
Water Rates per 1st 300 Cu ft of water used							
Residential	\$ 5.58	\$ 5.34	\$ 5.11	\$ 4.89	\$ 4.68	\$ 4.25	n/a
Homestead	3.94	3.77	3.61	3.45	3.30	3.00	n/a
Minimum charge 400 - 7,000 Cu ft of water used	1.48	1.42	1.36	1.30	1.25	1.14	n/a
Minimum charge 7,001 - 20,000 Cu ft of water used	1.45	1.39	1.33	1.27	1.22	1.11	n/a
Minimum charge > 20,000 Cu ft of water used	1.42	1.36	1.30	1.24	1.19	1.08	n/a
Water customer counts							
Residential	20,063	21,269	21,470	21,430	21,397	21,343	n/a
Homestead	2,436	1,101	1,112	1,098	1,086	1,066	n/a
Commercial	696	645	637	633	630	625	n/a
Total	<u>23,195</u>	<u>23,015</u>	<u>23,219</u>	<u>23,161</u>	<u>23,113</u>	<u>23,034</u>	n/a
Water billings by customer type							
Residential	\$ 3,205,689	\$ 3,575,876	\$ 3,185,888	\$ 2,999,626	\$ 2,848,038	\$ 2,570,797	n/a
Homestead	\$ 202,927	\$ 84,111	\$ 81,405	\$ 79,580	\$ 69,600	\$ 67,937	n/a
Commercial	\$ 2,399,281	\$ 1,980,216	\$ 1,977,676	\$ 2,196,875	\$ 1,979,775	\$ 1,938,487	n/a
Total	<u>\$ 5,807,897</u>	<u>\$ 5,640,202</u>	<u>\$ 5,244,970</u>	<u>\$ 5,276,081</u>	<u>\$ 4,897,412</u>	<u>\$ 4,577,221</u>	n/a
Water usage by customer type (in hundred cubic feet)							
Residential	1,817,704	1,993,219	1,895,298	1,943,242	1,905,204	1,892,547	n/a
Homestead	127,274	50,206	53,321	55,124	51,143	53,707	n/a
Commercial	1,849,009	1,884,235	1,739,906	1,896,317	1,555,145	1,648,799	n/a
Total	<u>3,793,987</u>	<u>3,927,660</u>	<u>3,688,525</u>	<u>3,894,683</u>	<u>3,511,492</u>	<u>3,595,053</u>	n/a
Wastewater Department							
Sewer rates per hundred cubic feet							
Minimum Charge 0 to 3 HCF-Sewer OMR	\$ 9.06	\$ 8.65	\$ 8.28	\$ 7.92	\$ 7.59	\$ 7.26	n/a
Charge per HCF over 3 HCF	3.02	2.88	2.76	2.64	2.53	2.42	n/a
Minimum Charge 0 to 3 HCF-DEBT	4.92	4.70	4.50	4.32	4.14	3.96	n/a
Charge per HCF over 3 HCF	1.64	1.56	1.50	1.44	1.38	1.32	n/a
Monitor Fee	0.25	0.25	0.25	0.25	0.25	0.25	n/a
Sewer customer counts by type							
Residential/Homestead	18,272	18,601	18,302	18,259	18,216	18,156	n/a
Commercial	534	555	551	548	545	540	n/a
Total	<u>18,806</u>	<u>19,156</u>	<u>18,853</u>	<u>18,807</u>	<u>18,761</u>	<u>18,696</u>	n/a
Sewer receipts by customer type							
Residential/Homestead	\$ 7,076,703	\$ 6,971,417	\$ 6,632,625	\$ 6,035,828	\$ 6,201,239	\$ 5,396,253	n/a
Commercial	\$ 2,584,665	\$ 2,699,187	\$ 2,593,217	\$ 2,704,411	\$ 2,603,072	\$ 2,687,919	n/a
Total	<u>\$ 9,661,368</u>	<u>\$ 9,670,604</u>	<u>\$ 9,225,842</u>	<u>\$ 8,740,239</u>	<u>\$ 8,804,311</u>	<u>\$ 8,084,173</u>	n/a
Sewer usage by customer type (in hundred cubic feet)							
Residential/Homestead	1,487,219	1,528,087	1,541,106	1,601,985	1,588,938	1,558,781	n/a
Commercial	527,854	568,544	562,467	591,065	613,478	595,924	n/a
Total	<u>2,015,073</u>	<u>2,096,631</u>	<u>2,103,573</u>	<u>2,193,050</u>	<u>2,202,416</u>	<u>2,154,705</u>	n/a

(1) Information denoted n/a prior to 2003 is not available.

Note: The City of Elyria Implemented GASB Statement 34 in 2003.

City of Elyria, Ohio
Capital Assets Statistics by Function/Program
Last Six Years

Function/Program	2008	2007	2006	2005	2004	2003
General Government						
Square Footage Occupied - City Hall	62,103	62,103	62,103	62,103	62,103	17,500
Square Footage Occupied - Muni Court	49,000	49,000	17,500	17,500	17,500	17,500
Municipal Court Vehicles	2	2	3	3	3	3
Engineering Vehicles	5	5	8	8	7	7
Central Maintenance Garage Vehicles	3	3	5	5	5	5
Public Safety						
Police						
Stations	1	1	1	1	1	1
Square Footage of Building	53,000	53,000	53,000	53,000	53,000	53,000
Vehicles	99	99	108	100	92	92
Fire						
Stations	4	4	4	4	4	4
Square Footage of Station #1 Cedar St.	8,784	8,784	8,784	8,784	8,784	8,784
Square Footage of Station #2 E. Broad St.	16,364	16,364	16,364	16,364	16,364	16,364
Square Footage of Station #3 Lorain Blvd.	7,443	7,443	7,443	7,443	7,443	7,443
Square Footage of Station #4 N. Abbe Rd.	6,750	6,750	6,750	6,750	6,750	6,750
Vehicles	23	23	21	21	21	21
Communications						
Vehicles	6	6	8	8	7	7
Safety Service						
Vehicles	2	2	6	6	6	6
Health						
Health						
Vehicles	6	6	5	5	5	5
Cemetery						
Vehicles	13	13	13	13	12	12

Source: City insurance policy vehicle and building location schedules.

Note: The City of Elyria Implemented GASB Statement 34 in 2003.

City of Elyria, Ohio
Capital Assets Statistics by Function/Program
Last Six Years

Function/Program	2008	2007	2006	2005	2004	2003
Culture and Recreation						
Number of Parks	13	13	13	14	14	14
Number of Pools	4	4	4	4	4	4
Number of Ice Rinks	1	1	1	1	1	1
Number of Tennis Courts	4	4	4	10	10	10
Number of Skateboarding Areas	1	1	1	1	0	0
Number of Baseball Diamonds	10	10	10	10	10	10
Number of Soccer Fields	2	2	2	2	2	0
Square Footage of North Park Center	22,908	22,908	22,908	22,908	22,908	22,908
Square Footage of South Park Center	10,256	10,256	10,256	10,256	10,256	10,256
Square Footage of East Park Center	11,288	11,288	11,288	11,288	11,288	11,288
Square Footage of West Park Center	9,922	9,922	9,922	9,922	9,922	9,922
Vehicles	35	35	27	27	26	25
Community Environment						
Community Development						
Vehicles	6	6	8	8	8	8
Housing Code Enforcement						
Vehicles	6	6	9	9	9	9
Highways and Streets						
Streets (miles)	192	192	192	192	192	189
Service Vehicles	31	31	28	26	26	26
Water						
Water Lines (miles)	220	220	220	220	220	219
Vehicles	22	22	21	21	20	20
Sanitation						
Vehicles	18	18	19	19	19	19
Wastewater						
Sanitary Sewers (miles)	184	184	184	184	184	183
Storm Sewers (miles)	113	113	113	113	113	112
Vehicles	39	39	39	39	38	37

Source: City insurance policy vehicle and building location schedules.

Note: The City of Elyria Implemented GASB Statement 34 in 2003.



Mary Taylor, CPA
Auditor of State

CITY OF ELYRIA

LORAIN COUNTY

CLERK'S CERTIFICATION

This is a true and correct copy of the report which is required to be filed in the Office of the Auditor of State pursuant to Section 117.26, Revised Code, and which is filed in Columbus, Ohio.

Susan Babbitt

CLERK OF THE BUREAU

**CERTIFIED
JULY 14, 2009**