

Nelsonville York City School District

Athens County, Ohio

Single Audit

July 1, 2007 Through June 30, 2008

Fiscal Year Audited Under GAGAS: 2008

**BALESTRA, HARR & SCHERER, CPAs, Inc.**

528 S. WEST STREET, P.O. Box 687  
PIKETON, OHIO 45661

TELEPHONE (740) 289-4131

FAX (740) 289-3639

[www.bhscpas.com](http://www.bhscpas.com)





Mary Taylor, CPA  
Auditor of State

Board of Education  
Nelsonville York City School District  
Two Buckeye Drive  
Nelsonville, Ohio 45764

We have reviewed the *Independent Auditor's Report* of the Nelsonville York City School District, Athens County, prepared by Balestra, Harr & Scherer, CPAs, Inc., for the audit period July 1, 2007 through June 30, 2008. Based upon this review, we have accepted these reports in lieu of the audit required by Section 117.11, Revised Code. The Auditor of State did not audit the accompanying financial statements and, accordingly, we are unable to express, and do not express an opinion on them.

Our review was made in reference to the applicable sections of legislative criteria, as reflected by the Ohio Constitution, and the Revised Code, policies, procedures and guidelines of the Auditor of State, regulations and grant requirements. The Nelsonville York City School District is responsible for compliance with these laws and regulations.

*Mary Taylor*

Mary Taylor, CPA  
Auditor of State

February 27, 2009

**This Page is Intentionally Left Blank.**

*Nelsonville-York City School District*  
*Athens County, Ohio*

*Table of Contents*

Independent Auditor’s Report .....	1
Management’s Discussion and Analysis.....	3
Basic Financial Statements:	
Government-Wide Financial Statements:	
Statement of Net Assets .....	16
Statement of Activities .....	17
Fund Financial Statements:	
Balance Sheet – Governmental Funds.....	18
Reconciliation of Total Governmental Fund Balances to Net Assets of Governmental Activities .....	19
Statement of Revenues, Expenditures and Changes in Fund Balances – Governmental Funds.....	20
Reconciliation of the Statement of Revenues, Expenditures and Changes in Fund Balances of Governmental Funds to the Statement of Activities .....	21
Statement of Revenues, Expenditures and Changes in Fund Balance – Budget and Actual (Budget Basis) – General Fund.....	22
Statement of Fiduciary Net Assets – Fiduciary Funds .....	23
Statement of Changes in Fiduciary Net Assets- Fiduciary Funds .....	24
Notes to the Basic Financial Statements .....	25
Schedule of Federal Awards Expenditures .....	53
Notes to Schedule of Federal Awards Expenditures.....	54
Report on Internal Control Over Financial Reporting and on Compliance and Other Matters Based on an Audit of Financial Statements Performed in Accordance With <i>Government Auditing Standards</i> .....	55
Report on Compliance With Requirements Applicable to Each Major Program and on Internal Control over Compliance in Accordance With OMB Circular A-133 .....	57
Schedule of Findings and Questioned Costs OMB Circular A-133 §.505 .....	59
Schedule of Prior Audit Findings OMB Circular A-133 §.505.....	61

# BALESTRA, HARR & SCHERER CPAs, INC.

528 South West Street, P.O. Box 687

Piketon, Ohio 45661

---

Telephone (740) 289-4131

Fax (740) 289-3639

www.bhsecpas.com

Member American Institute of Certified Public Accountants

Ohio Society of Certified Public Accountants

## INDEPENDENT AUDITOR'S REPORT

### Members of the Board

Nelsonville–York City School District

Two Buckeye Drive

Nelsonville, Ohio 45764

We have audited the accompanying financial statements of the governmental activities, each major fund, and the aggregate remaining fund information of the Nelsonville–York City School District (the District), Athens County, as of and for the year ended June 30, 2008, which collectively comprise the District's basic financial statements as listed in the table of contents. These financial statements are the responsibility of the District's management. Our responsibility is to express opinions on these financial statements based on our audit.

We conducted our audit in accordance with auditing standards generally accepted in the United States of America and the standards applicable to financial audits contained in Comptroller General of the United States' *Government Auditing Standards*. Those standards require that we plan and perform the audit to obtain reasonable assurance about whether the financial statements are free of material misstatement. An audit includes examining, on a test basis, evidence supporting the amounts and disclosures in the financial statements. An audit also includes assessing the accounting principles used and the significant estimates made by management, as well as evaluating the overall financial statement presentation. We believe that our audit provides a reasonable basis for our opinions.

In our opinion, the financial statements referred to above present fairly, in all material respects, the respective financial position of the governmental activities, each major fund, and the aggregate remaining fund information of the District, as of June 30, 2008, and the respective changes in financial position thereof, and the respective budgetary comparison for the General Fund for the year then ended in conformity with accounting principles generally accepted in the United States of America.


In accordance with *Government Auditing Standards*, we have also issued our report dated December 19, 2008, on our consideration of the District's internal control over financial reporting and on our tests of its compliance with certain provisions of laws, regulations, contracts, grant agreements and other matters. While we did not opine on the internal control over financial reporting or on compliance that report describes the scope of our testing of internal control over financial reporting and compliance and the results of that testing. That report is an integral part of an audit performed in accordance with *Government Auditing Standards*. You should read it in conjunction with this report in assessing the results of our audit.

Members of the Board  
Nelsonville-York City School District  
Independent Auditor's Report  
Page 2

The Management's Discussion and Analysis on pages 3 through 15 is not a required part of the basic financial statements but is supplementary information required by the Governmental Accounting Standards Board. We have applied certain limited procedures, which consisted principally of inquiries of management regarding the methods of measurement and presentation of the required supplementary information. However, we did not audit the information and express no opinion on it.

Our audit was conducted for the purpose of forming opinions on the financial statements that collectively comprise the District's basic financial statements. The accompanying schedule of federal awards expenditures is presented for purposes of additional analysis as required by U.S. Office of Management and Budget Circular A-133 *Audits of States, Local Governments, and Non-Profit Organizations*, and is not a required part of the basic financial statements. The schedule of federal awards expenditures has been subjected to the auditing procedures applied in the audit of the basic financial statements and, in our opinion, is fairly stated, in all material respects, in relation to the basic financial statements taken as a whole.

As described in Note 3, the District has implemented Governmental Accounting Standards Board (GASB) Statement No. 50, *Pension Disclosures – an amendment of GASB statements No. 25 and No. 27*, and GASB Statement No. 48, *Sales and Pledges of Receivables and Future Revenues and Intra-Entity Transfers of Assets and Future Revenues*.

A handwritten signature in cursive script that reads "Balestra, Harr & Scherer". The signature is written in black ink on a light-colored background.

Balestra, Harr & Scherer CPAs, Inc.  
December 19, 2008

**NELSONVILLE-YORK CITY SCHOOL DISTRICT**

*Management's Discussion and Analysis  
For the Fiscal Year Ended June 30, 2008  
(Unaudited)*

---

The discussion and analysis of the Nelsonville-York City School District's financial performance provides an overview and analysis of the District's financial activities for the fiscal year ended June 30, 2008. The intent of this discussion and analysis is to look at the District's financial performance as a whole. Readers should also review our notes to the basic financial statements and the financial statements themselves to enhance their understanding of the District's financial performance.

The Management's Discussion and Analysis (MD&A) is an element of the reporting model adopted by the Governmental Accounting Standard Board (GASB) in their Statement No. 34 "Basic Financial Statements – and Management's Discussion and Analysis – for State and Local Governments" issued in June 1999. Certain comparative information between the current year and the prior year is required to be presented in the MD&A.

**Financial Highlights**

- < The assets of Nelsonville-York City School District exceeded its liabilities at June 30, 2008 by \$25,243,602. This balance was comprised of a \$10,191,043 balance in capital assets net of related debt and net asset amounts of \$13,511,648 restricted for specific purposes and a balance of \$1,540,911 in unrestricted net assets.
- < In total, net assets of governmental activities decreased by \$193,893, which represents a 0.76 percent decrease from 2007.
- < General revenues accounted for \$9,663,153 or 67.55 percent of all revenues. Program specific revenues in the form of charges for services and sales, grants and contributions accounted for \$4,641,383 or 32.45 percent of total revenues of \$14,304,536.
- < The District had \$14,498,429 in expenses related to governmental activities; only \$4,641,383 of these expenses were offset by program specific charges for services and sales, grants or contributions. General revenues (primarily taxes and grants and entitlements) of \$9,663,153 and net assets from the prior year were used to provide for the remainder of these programs.
- < The District recognizes two major governmental funds: the General and Classroom Facilities Construction Funds. In terms of dollars received and spent, the General Fund is significantly larger than all the other funds of the District combined. The General Fund had \$10,390,818 in revenues and \$10,241,432 in expenditures in fiscal year 2008.

**Using this Annual Report**

This annual report consists of a series of financial statements and notes to those statements. These statements are presented following the requirements of GASB Statement No. 34, and are organized so the reader can understand Nelsonville-York City School District as a financial whole, an entire operating entity. The statements then proceed to provide an increasingly detailed look at specific financial activities.

This discussion and analysis is intended to serve as an introduction to the District's basic financial statements. The District's basic financial statements are comprised of three components: the government-wide financial statements, fund financial statements and notes to the basic financial statements.



**NELSONVILLE-YORK CITY SCHOOL DISTRICT**

*Management's Discussion and Analysis  
For the Fiscal Year Ended June 30, 2008  
(Unaudited)*

---

**Reporting the District as a Whole**

**Government-Wide Financial Statements**

The government-wide financial statements are designed to provide readers with a broad overview of the District's finances, in a manner similar to private-sector business. The statement of net assets and statement of activities provide information about the activities of the whole District, presenting both an aggregate view of the District's finances and a longer-term view of those finances. These statements include all assets and liabilities using the accrual basis of accounting which is similar to the accounting used by most private-sector companies. This basis of accounting takes into account all of the current year's revenues and expenses regardless of when cash is received or paid.

The statement of net assets presents information on all of the District's assets and liabilities, with the difference between the two reported as net assets. Over time, increases and decreases in net assets are important because they serve as a useful indicator of whether the financial position of the District as a whole is improving or deteriorating. The cause of this change may be the result of several factors, some financial and some not. Nonfinancial factors include the District's property tax base, current property tax laws in Ohio restricting revenue growth, facility conditions, required but unfunded educational programs, and other factors. Ultimately, the District's goal is to provide services to our students, not to generate profits as commercial entities do.

The statement of activities presents information showing how the District's net assets changed during the recent fiscal year. All changes in net assets are reported as soon as the underlying event giving rise to the change occurs, regardless of the timing of related cash flows. Thus, revenues and expenses are reported in this statement for some items that will only result in cash flows in future fiscal periods (e.g. uncollected taxes and earned but unused vacation leave).

In both of the government-wide financial statements, the District activities are shown as governmental activities. All of the District's programs and services are reported here including instructional services, support services and operation of non-instructional services. These services are funded primarily by taxes, tuition and fees, and intergovernmental revenues including federal and state grants and other shared revenues.

**Reporting the District's Most Significant Funds**

**Fund Financial Statements**

Fund financial reports provide detailed information about the District's major funds. The District uses many funds to account for a multitude of financial transactions. However, these fund financial statements focus on the District's most significant funds. The District's two major governmental funds are the General and Classroom Facilities Construction Funds.

**NELSONVILLE-YORK CITY SCHOOL DISTRICT**

*Management's Discussion and Analysis  
For the Fiscal Year Ended June 30, 2008  
(Unaudited)*

---

A fund is a grouping of related accounts that is used to maintain control over resources that have been segregated for specific activities or objectives. The District, like other state and local governments, uses fund accounting to ensure and demonstrate compliance with finance-related legal requirements. All of the funds of the District can be divided into one of two categories: governmental and fiduciary funds.

**Governmental Funds**

Governmental funds are used to account for essentially the same functions reported as governmental activities in the government-wide financial statements. However, unlike the government-wide financial statements, governmental fund financial statements focus on current inflows and outflows of spendable resources, as well as on balances of spendable resources available at the end of the fiscal year. Such information may be useful in evaluating a government's near-term requirements. These funds are reported using an accounting method called modified accrual accounting, which measures cash and all other financial assets that can readily be converted to cash.

Because the focus of the governmental funds is narrower than that of the government-wide financial statements, it is useful to compare the information presented for governmental funds with similar information presented for governmental activities in the government-wide financial statements. By doing so, readers may better understand the long-term impact of the government's near-term financing decisions. Both the governmental fund balance sheet and the governmental fund statement of revenues, expenditures, and changes in fund balances provide a reconciliation to facilitate this comparison between governmental funds and governmental activities.

**Fiduciary Funds**

The District's fiduciary funds consist of a private purpose trust fund and an agency fund. We exclude these activities from the District's other financial statements because the District cannot use these assets to finance its operations. Private purpose trust funds are held in a trustee capacity for individuals, private organizations, or other governments. Agency funds are custodial in nature (assets equal liabilities) and do not involve measurement of results of operations. Fiduciary funds use the accrual basis of accounting.

**Notes to the Basic Financial Statements**

The notes provide additional information that is essential to a full understanding of the data provided in the government-wide and fund financial statements.

**NELSONVILLE-YORK CITY SCHOOL DISTRICT**

*Management's Discussion and Analysis  
For the Fiscal Year Ended June 30, 2008  
(Unaudited)*

---

**Government-Wide Financial Analysis**

Recall that the statement of net assets provides the perspective of the District as a whole, showing assets, liabilities, and the difference between them (net assets). Table 1 provides a summary of the District's net assets for 2008 compared to fiscal year 2007:

Table 1  
**Net Assets**

	<u>Governmental Activities</u>	
	2008	2007
<u>Assets:</u>		
Current and Other Assets	\$20,487,711	\$25,897,506
Capital Assets, Net	18,080,527	11,112,480
<i>Total Assets</i>	<u>38,568,238</u>	<u>37,009,986</u>
<u>Liabilities:</u>		
Long-Term Liabilities	8,590,742	8,063,939
Other Liabilities	4,733,894	3,508,552
<i>Total Liabilities</i>	<u>13,324,636</u>	<u>11,572,491</u>
<u>Net Assets:</u>		
Invested in Capital Assets, Net of Related Debt	10,191,043	4,027,573
Restricted	13,511,648	20,378,381
Unrestricted	1,540,911	1,031,541
<i>Total Net Assets</i>	<u>\$25,243,602</u>	<u>\$25,437,495</u>

Current and other assets decreased \$5,409,795 from fiscal year 2007 due to a decrease in intergovernmental receivable related to the OSFC grant. Capital assets increased by \$6,968,047 as a result of additions in improvements and equipment in excess of current depreciation.

Long-term liabilities increased \$526,803 due to the debt payments made offset by the issuance of lease-purchase agreements.

The District's second largest portion of net assets is related to amounts invested in capital assets, net of related debt. The District used these capital assets to provide services to students; consequently, these assets are not available for future spending. Although the District's investment in its capital assets is reported net of related debt, it should be noted that the resources needed to repay this debt must be provided from other sources, since capital assets themselves cannot be used to pay these liabilities.

**NELSONVILLE-YORK CITY SCHOOL DISTRICT**

*Management's Discussion and Analysis  
For the Fiscal Year Ended June 30, 2008  
(Unaudited)*

The District's smallest portion of net assets is unrestricted. These net assets represent resources that may be used to meet the District's ongoing obligations to its students and creditors.

The largest balance of \$13,511,648 is restricted net assets. The restricted net assets are subject to external restrictions on how they may be used.

Table 2 shows the changes in net assets for fiscal year 2008 and comparisons to fiscal year 2007.

Table 2  
**Changes in Net Assets**

	<u>Governmental Activities</u>	
	<u>2008</u>	<u>2007</u>
<b><u>Revenues:</u></b>		
<i>Program Revenue:</i>		
Charges for Services and Sales	\$714,677	\$695,389
Operating Grants and Contributions	3,926,706	3,845,180
Capital Grants and Contributions	0	116,163
<i>General Revenue:</i>		
Property Taxes	2,345,750	2,374,344
Unrestricted Grants and Entitlements	6,806,232	6,436,768
Investment Earnings	460,458	558,756
Gain on Sale of Capital Assets	0	1,748
Miscellaneous	50,713	45,054
<i>Total Revenues</i>	<u>14,304,536</u>	<u>14,073,402</u>
<b><u>Expenses:</u></b>		
<i>Program Expenses:</i>		
<i>Instruction:</i>		
Regular	6,332,489	6,148,243
Special	1,406,267	1,572,740
Vocational	80,232	74,488
Adult/Continuing	154,179	168,318

(Continued)

**NELSONVILLE-YORK CITY SCHOOL DISTRICT**

*Management's Discussion and Analysis  
For the Fiscal Year Ended June 30, 2008  
(Unaudited)*

Table 2  
**Changes in Net Assets**

	<u>2008</u>	<u>2007</u>
<i>Support Services:</i>		
Pupils	306,207	235,929
Instructional Staff	1,044,579	869,254
Board of Education	71,315	42,469
Administration	1,195,464	1,201,955
Fiscal	326,139	323,998
Operation and Maintenance of Plant	1,235,579	1,166,553
Pupil Transportation	899,799	891,972
Central	1,840	13,302
<i>Operation of Non-Instructional Services:</i>		
Food Service	693,836	676,881
Other	8,031	0
Extracurricular Activities	396,440	308,858
Interest and Fiscal Charges	<u>346,033</u>	<u>293,609</u>
<i>Total Expenses</i>	<u>14,498,429</u>	<u>13,988,569</u>
<i>Change in Net Assets</i>	(193,893)	84,833
Net Assets – Beginning of Year	<u>25,437,495</u>	<u>25,352,662</u>
Net Assets – End of Year	<u><u>\$25,243,602</u></u>	<u><u>\$25,437,495</u></u>

The most significant program expenses for the District are Regular Instruction, Special Instruction, Operation and Maintenance of Plant, Administration, and Instructional Staff. These programs account for 77.35 percent of the total governmental activities. Regular Instruction, which accounts for 43.68 percent of the total, represents costs associated with providing general educational services. Special Instruction, which represents 9.70 percent of the total, represents costs associated with providing educational services for handicapped, disadvantaged and other special needs students. Operation and Maintenance of Plant, which represents 8.52 percent of the total, represents costs associated with the operating and maintaining the District's facilities. Administration, which represents 8.25 percent of the total, represents costs associated with the overall administrative responsibility for each building and the District as a whole. Instructional Staff, which represents 7.20 percent of the total, represents costs associated with assisting the teaching staff with the content and process of educating students.

**NELSONVILLE-YORK CITY SCHOOL DISTRICT**

*Management's Discussion and Analysis  
For the Fiscal Year Ended June 30, 2008  
(Unaudited)*

---

As noted previously, the net assets for governmental activities decreased \$193,893 or 0.76 percent. This is a decrease from last year when net assets increased \$84,833 or 0.33 percent. Total revenues increased \$231,134 or 1.64 percent over last year and expenses increased \$509,860 or 3.64 percent over last year.

The District had program revenue decreases of \$15,349. General revenues increased \$246,483. The increase in general revenue is due primarily to increases in unrestricted grants and entitlements, and gifts and donations revenue during fiscal year 2008.

The increase in total expenses for governmental activities was primarily due to normal increases in expenses.

The majority of the funding for the most significant programs indicated above is grants and entitlements not restricted for specific programs and operating grants and contributions. Grants and entitlements not restricted for specific programs accounts for 47.58 percent of total revenues. Operating grants and contributions account for 27.45 percent of total revenues.

**Governmental Activities**

Over the past several fiscal years, the District has remained in stable financial condition. This has been accomplished through strong voter support and good fiscal management. The District is heavily dependent on property taxes and intergovernmental revenue and, like most Ohio schools, is hampered by a lack of revenue growth. Property taxes made up 16.40 percent and intergovernmental revenue made up 75.03 percent of the total revenue for the governmental activities in fiscal year 2008.

The Ohio Legislature passed H.B. 920 (1976) and changed the way property taxes function in the State. The overall revenue generated by a levy will not increase solely as a result of inflation. As an example, the District would receive from a home valued at \$100,000 and taxed at 1.0 mill, \$35.00 annually. If three years later the home were reappraised and the value increased to \$200,000 (and this increase in value is comparable to other property owners) the effective tax rate would become 0.5 mill and the District would still receive \$35.00 annually. Therefore, the District must regularly return to the voters to maintain a constant level of service.

The District's intergovernmental revenue consists of school foundation basic allowance, homestead and rollback property tax allocation, and federal and state grants. During fiscal year 2008, the District received \$7,456,897 through the State's foundation program, which represents 52.13 percent of the total revenue for the governmental activities. The District relies heavily on this state funding to operate at the current levels of service.

Instruction accounts for 54.99 percent of governmental activities program expenses. Support services expenses make up 35.04 percent of governmental activities expenses. The statement of activities shows the cost of program services and charges for services and grants offsetting those services.

**NELSONVILLE-YORK CITY SCHOOL DISTRICT**

*Management's Discussion and Analysis  
For the Fiscal Year Ended June 30, 2008  
(Unaudited)*

Table 3 shows, for governmental activities, the total cost of services and the net cost of services for fiscal year 2008 and comparisons to fiscal year 2007. That is, it identifies the cost of these services supported by tax revenue and unrestricted State entitlements.

**Table 3  
Net Cost of Governmental Activities**

	<u>Total Cost of Services</u>		<u>Net Cost of Services</u>	
	<u>2008</u>	<u>2007</u>	<u>2008</u>	<u>2007</u>
<i>Program Expenses:</i>				
Instruction	\$7,973,167	\$7,963,789	\$5,407,904	\$5,351,123
Support Services	5,080,922	4,745,432	3,933,554	3,506,081
Operation of Non-Instructional Services	701,867	676,881	75,019	42,262
Extracurricular Activities	396,440	308,858	94,536	138,762
Interest and Fiscal Charges	346,033	293,609	346,033	293,609
Total Expenses	<u>\$14,498,429</u>	<u>\$13,988,569</u>	<u>\$9,857,046</u>	<u>\$9,331,837</u>

**The District's Funds**

The District's governmental funds are accounted for using the modified accrual basis of accounting. (See Note 2 for discussion of significant accounting policies). All governmental funds had total revenues and other financing sources of \$23,100,803 and expenditures and other financing uses of \$21,984,775.

Total governmental funds fund balance increased by \$1,116,028. The increase in fund balance for the year was most significant in the Classroom Facilities Construction Fund, an increase of \$1,025,773 primarily due to the issuance of new debt through lease-purchase agreements.

The District should remain stable in fiscal years 2009 and 2010. However, projections beyond fiscal year 2010 show the District may be unable to meet inflationary cost increases in the long-term without additional tax levies or a meaningful change in state funding of public schools as directed by the Ohio Supreme Court.

**NELSONVILLE-YORK CITY SCHOOL DISTRICT**

*Management's Discussion and Analysis  
For the Fiscal Year Ended June 30, 2008  
(Unaudited)*

---

**Budget Highlights - General Fund**

The District's budget is prepared according to Ohio law and is based on accounting for certain transactions on a cash basis for receipts, disbursements, and encumbrances. The most significant budgeted fund is the General Fund.

During the course of fiscal year 2007, the District amended its General Fund budget several times. The District uses a modified site-based budget technique that is designed to control site budgets while providing building administrators and supervisors flexibility for site management.

The District prepares and monitors a detailed cashflow plan for the General Fund. Actual cashflow is compared to monthly and year-to-date estimates, and a monthly report is prepared for top management and the Board of Education.

For the General Fund, the final budget basis revenue was \$10,457,500 representing a \$441,500 increase from the original budget estimate of \$10,016,000. The final budget reflected a 4.41 percent increase from the original budgeted amount. For the General Fund, the final budget basis expenditures were \$10,897,622 representing an increase of \$663,349 from the original budget expenditures of \$10,234,273. The final budget reflected a 6.48 percent increase from the original budgeted amount.

**Capital Assets and Debt Administration**

**Capital Assets**

At the end of fiscal year 2008, the District had \$26.3 million invested in capital assets, of which all was in governmental activities. That total carries an accumulated depreciation of \$8.2 million. Table 4 shows fiscal year 2008 balances compared to fiscal year 2007.



**NELSONVILLE-YORK CITY SCHOOL DISTRICT**

*Management's Discussion and Analysis  
For the Fiscal Year Ended June 30, 2008  
(Unaudited)*

Table 4  
**Capital Assets & Accumulated Depreciation at Year End**

	<u>Governmental Activities</u>	
	<u>2008</u>	<u>2007</u>
<i>Nondepreciable Capital Assets:</i>		
Land	\$119,344	\$119,344
Construction in Progress	7,355,576	0
<i>Depreciable Capital Assets:</i>		
Land Improvements	1,764,865	1,764,865
Buildings and Improvements	12,943,247	12,930,847
Furniture, Fixtures and Equipment	2,724,807	2,703,668
Vehicles	1,372,309	1,292,555
Infrastructure	37,718	37,718
<i>Total Capital Assets</i>	<u>26,317,866</u>	<u>18,848,997</u>
<i>Less Accumulated Depreciation:</i>		
Land Improvements	(454,472)	(403,144)
Buildings and Improvements	(4,602,372)	(4,376,884)
Furniture, Fixtures and Equipment	(2,095,829)	(1,988,263)
Vehicles	(1,081,680)	(966,623)
Infrastructure	(2,986)	(1,603)
<i>Total Accumulated Depreciation</i>	<u>(8,237,339)</u>	<u>(7,736,517)</u>
Capital Assets, Net	<u>\$18,080,527</u>	<u>\$11,112,480</u>

More detailed information pertaining to the District's capital asset activity can be found in the notes to the basic financial statements.

**NELSONVILLE-YORK CITY SCHOOL DISTRICT**

*Management's Discussion and Analysis  
For the Fiscal Year Ended June 30, 2008  
(Unaudited)*

---

**Debt Administration**

At June 30, 2008, the District had \$6,580,000 in long-term general obligation debt and \$1,309,484 in lease-purchase agreement obligations. Table 5 summarizes the District's bonds and lease-purchase agreement obligations outstanding for fiscal year 2008 compared to fiscal year 2007.

Table 5  
**Outstanding Long-Term Debt, Governmental Activities at Year End**

<u>Purpose</u>	<u>2008</u>	<u>2007</u>
General Obligation Bonds	\$6,580,000	\$6,800,000
Lease-Purchase Agreements	1,309,484	494,796
Total	<u>\$7,889,484</u>	<u>\$7,294,796</u>

More detailed information pertaining to the District's long-term debt activity can be found in the notes to the basic financial statements.

**Current Issues**

Although considered a mid-wealth district, Nelsonville-York City School District is financially stable, and has been over the past several years. As indicated in the preceding financial information, the District is dependent on property taxes. Property tax revenue does not increase solely as a result of inflation. Therefore, in the long-term, the current program and staffing levels will be dependent on increased funding to meet inflation. Careful financial planning has permitted the District to provide a quality education for our students.

As indicated in the preceding financial information, the District relies on the State's foundation program for over half of their funding. In the spring of 2002, the Ohio Supreme Court issued its fourth split decision regarding the State's school funding plan. The majority opinion identified aspects of the current plan that require modification if the plan is to be considered constitutional. However, in December of 2002 the Court again ruled in a split decision that the State's plan was not acceptable. The Ohio Supreme Court now has two new Justices and the new court may be called upon to address the issue. At this time there can be no reasonable estimate of the decision or its impact on school funding.

As of the date of these financial statements, the District is unable to determine what effect, if any, this decision will have on its future State funding and on its financial statements.

The State Legislature has also made several significant changes impacting local taxes:

In 2003 the Ohio Legislature modified the provisions of the 1999 HB283. This bill was designed to reduce the assessed valuation of the inventory component of personal property tax from 25 percent to 0 percent by 2031. The modification speeds up the reduction of assessed valuation to be completed in half the original time.

**NELSONVILLE-YORK CITY SCHOOL DISTRICT**

*Management's Discussion and Analysis  
For the Fiscal Year Ended June 30, 2008  
(Unaudited)*

---

Effective May 1, 2001 a kilowatt hour (KWH) tax began being collected. 37.8 percent of these new dollars would be deposited in a new Property Tax Replacement Fund (PTRF). 70 percent of the PTRF will be paid to school districts that lost revenue as determined by the Ohio Department of Taxation. First, distribution will be made to cover costs of fixed sum levies such as debt issues and emergency levies. Next, fixed rate levies would be replaced through 2007; after this a phase out formula would begin.

In 2005 the Ohio State Legislature passed HB66 which was the biennial budget bill (2006 and 2007) for the State of Ohio which included several provisions impacting school funding beyond FY2006:

Elimination of Tangible Personal Property – This is the tax paid by businesses based on the value of their inventory, equipment, and fixtures. This property value is taxed at the full inside and voted tax rate and is not subject to the inflationary controls of HB920 passed in 1976. The State is phasing out this tax by reducing the 2004 value by 25% each year beginning in 2007 and ending in 2010. Ohio school districts are to be “held harmless” by receiving state funds to off-set the amount lost due to the decrease in value. This “hold harmless” is to be at 100% through 2011 and then it will begin to be phased down to zero in 2018.

Nelsonville-York City School District had a \$2.1 million tangible personal property valuation which generated approximately \$.06 million tax dollars annually. While the “hold harmless” provisions of this bill will keep us at the same funding level as 2004, it does not allow for growth and the District will need to find ways to reduce costs or increase local funding when the phase out period begins in 2012.

Other Deductions to State Funding – Two categories that have been increasing are the deductions made for the Educational Service Centers (ESC) and Community Schools. Deductions for Community Schools includes true Community Schools as well as virtual or “E-Schools”.

Nelsonville-York City School District does not anticipate any meaningful growth or loss in revenue as a result of these changes in the short term. Based on these factors, the Board of Education and the administration of the District must maintain careful financial planning and prudent fiscal management in order to preserve the financial stability of the District, especially after FY2011 when the phase-out of the Tangible Personal Property Tax begins heading toward a reduction of more than \$.06 million in local revenue.

Residential growth has not eluded the District over the past few years. Increasing numbers of housing developments are being approved by the townships. The new developments are attracting young families to the area as evidenced by the residential permits issued in the townships. Residential/agricultural and other real property contributes 88 percent of the District’s real estate valuation.

At the September 11, 2007 board meeting, the board approved the authorization of a \$1,011,000 lease purchase agreement through the OASBO pooled funding program to fund overages on the building project. The funds are to be repaid over a ten year period beginning in June, 2008.

**NELSONVILLE-YORK CITY SCHOOL DISTRICT**

*Management's Discussion and Analysis  
For the Fiscal Year Ended June 30, 2008  
(Unaudited)*

---

**Contacting the District's Financial Management**

This financial report is designed to provide our citizens, taxpayers, and investors and creditors with a general overview of the District's finances and to show the District's accountability for the money it received. If you have any questions about this report or need additional information contact Sandi Hurd, Treasurer of Nelsonville-York City School Board of Education, 2 Buckeye Drive, Nelsonville, Ohio 45764.

**NELSONVILLE-YORK CITY SCHOOL DISTRICT**

*Statement of Net Assets*

*June 30, 2008*

---

	<u>Governmental Activities</u>
<b><u>Assets:</u></b>	
Equity in Pooled Cash and Cash Equivalents	\$13,897,037
Property Taxes Receivable	2,640,689
Accounts Receivable	241
Intergovernmental Receivable	3,861,923
Accrued Interest Receivable	529
Inventory Held for Resale	2,721
Materials and Supplies Inventory	2,286
<i>Restricted Assets:</i>	
Equity in Pooled Cash and Cash Equivalents	82,285
Nondepreciable Capital Assets	7,474,920
Depreciable Capital Assets, Net	10,605,607
<i>Total Assets</i>	<u>38,568,238</u>
<b><u>Liabilities:</u></b>	
Accounts Payable	20,285
Accrued Wages and Benefits	1,023,986
Contracts Payable	1,109,098
Intergovernmental Payable	308,508
Accrued Interest Payable	45,934
Deferred Revenue	2,165,285
Matured Compensated Absences Payable	60,798
<i>Long-Term Liabilities:</i>	
Due within One Year	602,376
Due in More Than One Year	7,988,366
<i>Total Liabilities</i>	<u>13,324,636</u>
<b><u>Net Assets:</u></b>	
Invested in Capital Assets, Net of Related Debt	10,191,043
<i>Restricted for:</i>	
Capital Outlay	12,073,301
Debt Service	1,066,763
Other Purposes	371,584
Unrestricted	1,540,911
<i>Total Net Assets</i>	<u><u>\$25,243,602</u></u>

See accompanying notes to the basic financial statements.

**NELSONVILLE-YORK CITY SCHOOL DISTRICT**

*Statement of Activities*

*For the Fiscal Year Ended June 30, 2008*

	Expenses	Program Revenues		Net (Expense)
		Charges for Services and Sales	Operating Grants and Contributions	Revenue and Changes in Net Assets
				Governmental Activities
<b><u>Governmental Activities:</u></b>				
<i>Instruction:</i>				
Regular	\$6,332,489	\$510,913	\$730,358	(\$5,091,218)
Special	1,406,267	0	1,140,542	(265,725)
Vocational	80,232	0	11,067	(69,165)
Adult/Continuing	154,179	0	172,383	18,204
<i>Support Services:</i>				
Pupils	306,207	0	0	(306,207)
Instructional Staff	1,044,579	0	539,208	(505,371)
Board of Education	71,315	0	0	(71,315)
Administration	1,195,464	0	103,184	(1,092,280)
Fiscal	326,139	0	0	(326,139)
Operation and Maintenance of Plant	1,235,579	0	5,000	(1,230,579)
Pupil Transportation	899,799	0	499,976	(399,823)
Central	1,840	0	0	(1,840)
<i>Operation of Non-Instructional Services:</i>				
Food Service	693,836	146,910	470,192	(76,734)
Other	8,031	0	9,746	1,715
Extracurricular Activities	396,440	56,854	245,050	(94,536)
Interest and Fiscal Charges	346,033	0	0	(346,033)
<b>Total Governmental Activities</b>	<b>\$14,498,429</b>	<b>\$714,677</b>	<b>\$3,926,706</b>	<b>(9,857,046)</b>
<b><u>General Revenues:</u></b>				
<i>Property Taxes Levied for:</i>				
General Purposes				1,786,999
Debt Service				504,505
Capital Outlay				54,246
Grants and Entitlements not Restricted to Specific Programs				6,806,232
Investment Earnings				460,458
Miscellaneous				50,713
<b>Total General Revenues</b>				<b>9,663,153</b>
Change in Net Assets				(193,893)
<i>Net Assets at Beginning of Year</i>				<u>25,437,495</u>
<i>Net Assets at End of Year</i>				<u><u>\$25,243,602</u></u>

See accompanying notes to the basic financial statements.

**NELSONVILLE-YORK CITY SCHOOL DISTRICT**

*Balance Sheet  
Governmental Funds  
June 30, 2008*

	<u>General</u>	<u>Classroom Facilities Construction</u>	<u>Other Governmental Funds</u>	<u>Total Governmental Funds</u>
<b><u>Assets:</u></b>				
Equity in Pooled Cash and Cash Equivalents	\$2,881,832	\$7,893,121	\$3,122,084	\$13,897,037
Property Taxes Receivable	2,020,880	0	619,809	2,640,689
Accounts Receivable	214	0	27	241
Intergovernmental Receivable	0	3,508,508	353,415	3,861,923
Accrued Interest Receivable	0	0	529	529
Interfund Receivable	1,800	0	0	1,800
Inventory Held for Resale	0	0	2,721	2,721
Materials and Supplies Inventory	1,885	0	401	2,286
<i>Restricted Assets:</i>				
Equity in Pooled Cash and Cash Equivalents	82,285	0	0	82,285
<i>Total Assets</i>	<u>\$4,988,896</u>	<u>\$11,401,629</u>	<u>\$4,098,986</u>	<u>\$20,489,511</u>
<b><u>Liabilities and Fund Balances:</u></b>				
<b><u>Liabilities:</u></b>				
Accounts Payable	\$9,642	\$0	\$10,643	\$20,285
Accrued Wages and Benefits	783,691	0	240,295	1,023,986
Contracts Payable	0	1,109,098	0	1,109,098
Intergovernmental Payable	239,313	0	69,195	308,508
Interfund Payable	0	0	1,800	1,800
Deferred Revenue	1,939,623	3,508,508	947,057	6,395,188
Matured Compensated Absences Payable	60,798	0	0	60,798
<i>Total Liabilities</i>	<u>3,033,067</u>	<u>4,617,606</u>	<u>1,268,990</u>	<u>8,919,663</u>
<b><u>Fund Balances:</u></b>				
Reserved for Encumbrances	43,806	13,405,209	221,532	13,670,547
Reserved for Property Taxes	81,257	0	26,167	107,424
Reserved for Textbooks and Instructional Materials	28,847	0	0	28,847
Reserved for Capital Improvements	12,708	0	0	12,708
Reserved for Budget Stabilization	40,730	0	0	40,730
<i>Unreserved, Undesignated, Reported in:</i>				
General Fund	1,748,481	0	0	1,748,481
Special Revenue Funds	0	0	(80,283)	(80,283)
Debt Service Fund	0	0	1,081,140	1,081,140
Capital Projects Funds	0	(6,621,186)	1,581,440	(5,039,746)
<i>Total Fund Balances</i>	<u>1,955,829</u>	<u>6,784,023</u>	<u>2,829,996</u>	<u>11,569,848</u>
<i>Total Liabilities and Fund Balances</i>	<u>\$4,988,896</u>	<u>\$11,401,629</u>	<u>\$4,098,986</u>	<u>\$20,489,511</u>

See accompanying notes to the basic financial statements.

**NELSONVILLE-YORK CITY SCHOOL DISTRICT**  
*Reconciliation of Total Governmental Fund Balances to  
 Net Assets of Governmental Activities  
 June 30, 2008*

---

**Total Governmental Fund Balances** \$11,569,848

*Amounts reported for governmental activities in the statement of  
 net assets are different because:*

Capital assets used in governmental activities are not financial resources and  
 therefore are not reported in the funds. 18,080,527

Some of the District's receivables will be collected after fiscal year-end; however they are  
 not available soon enough to pay for the current period's expenditures and  
 therefore are deferred in the funds. These receivables consist of:

Property taxes	367,979	
Intergovernmental	3,861,924	
Total receivables that are not reported in the funds	4,229,903	4,229,903

Some liabilities are not due and payable in the current period and therefore are  
 not reported in the funds. These liabilities consist of:

General obligation bonds	(6,580,000)	
Premium on bonds issued	(72,222)	
Lease-Purchase agreements	(1,309,484)	
Accrued interest	(45,934)	
Compensated absences	(629,036)	
Total liabilities that are not reported in the funds		(8,636,676)

*Net Assets of Governmental Activities* \$25,243,602

See accompanying notes to the basic financial statements.



**NELSONVILLE-YORK CITY SCHOOL DISTRICT**  
*Statement of Revenues, Expenditures and Changes in Fund Balances*  
*Governmental Funds*  
*For the Fiscal Year Ended June 30, 2008*

	General	Classroom Facilities Construction	Other Governmental Funds	Total Governmental Funds
<b><u>Revenues:</u></b>				
Property Taxes	\$1,732,977	\$0	\$542,272	\$2,275,249
Intergovernmental	7,742,639	8,129,513	2,410,088	18,282,240
Interest	155,210	222,134	75,429	452,773
Tuition and Fees	504,365	0	6,548	510,913
Increase in Fair Value of Investments	0	5,462	2,223	7,685
Gifts and Donations	245,050	0	56,854	301,904
Customer Sales and Services	0	0	146,910	146,910
Miscellaneous	10,577	4,750	35,386	50,713
<i>Total Revenues</i>	<u>10,390,818</u>	<u>8,361,859</u>	<u>3,275,710</u>	<u>22,028,387</u>
<b><u>Expenditures:</u></b>				
<i>Current:</i>				
<i>Instruction:</i>				
Regular	4,400,793	0	741,895	5,142,688
Special	908,150	0	520,810	1,428,960
Vocational	78,663	0	0	78,663
Adult/Continuing	0	0	154,179	154,179
<i>Support Services:</i>				
Pupils	305,293	0	0	305,293
Instructional Staff	565,587	0	446,278	1,011,865
Board of Education	71,315	0	0	71,315
Administration	1,111,149	0	84,468	1,195,617
Fiscal	295,872	7,173	19,812	322,857
Operation and Maintenance of Plant	1,151,659	7,042	72,061	1,230,762
Pupil Transportation	850,925	0	4,134	855,059
Central	1,840	0	0	1,840
Operation of Non-Instructional Services	2,522	0	690,219	692,741
Extracurricular Activities	201,487	0	67,857	269,344
Capital Outlay	78,177	8,332,871	15,111	8,426,159
<i>Debt Service:</i>				
Principal Retirement	196,312	0	220,000	416,312
Interest and Fiscal Charges	21,688	0	299,919	321,607
<i>Total Expenditures</i>	<u>10,241,432</u>	<u>8,347,086</u>	<u>3,336,743</u>	<u>21,925,261</u>
<i>Excess of Revenues Over (Under) Expenditures</i>	<u>149,386</u>	<u>14,773</u>	<u>(61,033)</u>	<u>103,126</u>
<b><u>Other Financing Sources (Uses):</u></b>				
Proceeds from the Sale of Capital Assets	1,902	0	0	1,902
Inception of Lease-Purchase Agreement	0	1,011,000	0	1,011,000
Transfers In	0	0	59,514	59,514
Transfers Out	(59,514)	0	0	(59,514)
<i>Total Other Financing Sources (Uses)</i>	<u>(57,612)</u>	<u>1,011,000</u>	<u>59,514</u>	<u>1,012,902</u>
<i>Net Changes in Fund Balances</i>	91,774	1,025,773	(1,519)	1,116,028
<i>Fund Balances at Beginning of Year</i>	<u>1,864,055</u>	<u>5,758,250</u>	<u>2,831,515</u>	<u>10,453,820</u>
<i>Fund Balances at End of Year</i>	<u>\$1,955,829</u>	<u>\$6,784,023</u>	<u>\$2,829,996</u>	<u>\$11,569,848</u>

See accompanying notes to the basic financial statements.

**NELSONVILLE-YORK CITY SCHOOL DISTRICT**  
*Reconciliation of the Statement of Revenues, Expenditures and Changes  
in Fund Balances of Governmental Funds to the Statement of Activities  
For the Fiscal Year Ended June 30, 2008*

<b>Net Change in Fund Balances - Total Governmental Funds</b>		\$1,116,028
<i>Amounts reported for governmental activities in the statement of activities are different because:</i>		
Governmental funds report capital outlays as expenditures. However, in the statement of activities, the cost of those assets is allocated over their estimated useful lives as depreciation expense. This is the amount by which capital outlays exceeded depreciation in the current period.		6,982,257
Governmental funds only report the disposal of capital assets to the extent proceeds are received from the sale. In the statement of activities, a gain or loss is reported for each disposal.		(14,210)
Revenues in the statement of activities that do not provide current financial resources are not reported as revenues in the funds. These revenues consist of:		
Property taxes	70,501	
Intergovernmental	(7,794,351)	
Total revenues not reported in the funds		(7,723,850)
Repayment of bond and lease-purchase agreement principal is an expenditure in the governmental funds, but the repayment reduces long-term liabilities in the statement of net assets.		416,312
In the statement of activities, interest is accrued on outstanding bonds and leases, whereas in governmental funds, interest expenditures are reported when due.		
Interest	(27,315)	
Premium	2,889	
Total accrued interest and premiums		(24,426)
Proceeds from lease-purchase agreements provide current financial resources to governmental funds; however, issuing debt increases long-term liabilities in the statement of net assets. In the current period, proceeds were received from lease-purchase agreements.		(1,011,000)
Some items reported in the statement of activities do not require the use of current financial resources and therefore are not reported as expenditures in governmental funds. These activities consist of:		
Compensated absences		64,996
<i>Change in Net Assets of Governmental Activities</i>		<u><u>(\$193,893)</u></u>

See accompanying notes to the basic financial statements.

**NELSONVILLE-YORK CITY SCHOOL DISTRICT**

*Statement of Revenues, Expenditures and Changes  
in Fund Balance - Budget and Actual (Budget Basis)  
General Fund*

*For the Fiscal Year Ended June 30, 2008*

	Budgeted Amounts			Variance with Final Budget Positive (Negative)
	Original	Final	Actual	
<b><u>Revenues:</u></b>				
Property Taxes	\$1,767,000	\$1,730,991	\$1,730,991	\$0
Intergovernmental	7,589,000	7,742,639	7,742,639	0
Interest	155,000	155,210	155,210	0
Tuition and Fees	465,000	504,364	504,364	0
Gifts and Donations	0	27,050	27,050	0
Miscellaneous	40,000	297,246	297,246	0
<i>Total Revenues</i>	<u>10,016,000</u>	<u>10,457,500</u>	<u>10,457,500</u>	<u>0</u>
<b><u>Expenditures:</u></b>				
<i>Current:</i>				
<i>Instruction:</i>				
Regular	4,256,184	4,328,584	4,280,208	48,376
Special	917,460	928,656	877,241	51,415
Vocational	84,900	84,900	75,887	9,013
<i>Support Services:</i>				
Pupils	339,147	311,847	287,063	24,784
Instructional Staff	508,483	608,776	572,109	36,667
Board of Education	55,141	183,264	176,332	6,932
Administration	1,159,449	1,192,171	1,117,585	74,586
Fiscal	256,660	330,860	315,225	15,635
Operation and Maintenance of Plant	1,226,665	1,244,514	1,210,559	33,955
Pupil Transportation	907,202	972,830	891,554	81,276
Central	0	2,500	1,840	660
Operation of Non-Instructional Services	3,200	4,250	3,691	559
Extracurricular Activities	170,642	227,142	200,337	26,805
Capital Outlay	349,140	477,328	443,872	33,456
<i>Total Expenditures</i>	<u>10,234,273</u>	<u>10,897,622</u>	<u>10,453,503</u>	<u>444,119</u>
<i>Excess of Revenues Over (Under) Expenditures</i>	<u>(218,273)</u>	<u>(440,122)</u>	<u>3,997</u>	<u>444,119</u>
<b><u>Other Financing Sources (Uses):</u></b>				
Proceeds from the Sale of Capital Assets	0	1,902	1,902	0
Transfers Out	(221,000)	(70,000)	(59,514)	10,486
Advances Out	(10,000)	(10,000)	(1,800)	8,200
<i>Total Other Financing Sources (Uses)</i>	<u>(231,000)</u>	<u>(78,098)</u>	<u>(59,412)</u>	<u>18,686</u>
Change in Fund Balance	(449,273)	(518,220)	(55,415)	462,805
<i>Fund Balance at Beginning of Year</i>	2,610,775	2,610,775	2,610,775	0
Prior Year Encumbrances Appropriated	355,314	355,314	355,314	0
<i>Fund Balance at End of Year</i>	<u>\$2,516,816</u>	<u>\$2,447,869</u>	<u>\$2,910,674</u>	<u>\$462,805</u>

See accompanying notes to the basic financial statements.

**NELSONVILLE-YORK CITY SCHOOL DISTRICT**

*Statement of Fiduciary Net Assets*

*Fiduciary Funds*

*June 30, 2008*

---

	Private Purpose Trust	Agency
	<u>                    </u>	<u>                    </u>
<b><u>Assets:</u></b>		
<i>Current Assets:</i>		
Equity in Pooled Cash and Cash Equivalents	\$172,533	\$53,879
Accrued Interest Receivable	1,100	0
	<u>                    </u>	<u>                    </u>
<i>Total Assets</i>	173,633	53,879
	<u>                    </u>	<u>                    </u>
<b><u>Liabilities:</u></b>		
<i>Current Liabilities:</i>		
Accounts Payable	0	1,149
Due to Students	0	52,730
	<u>                    </u>	<u>                    </u>
<i>Total Liabilities</i>	0	53,879
	<u>                    </u>	<u>                    </u>
<b><u>Net Assets:</u></b>		
Held in Trust for Scholarships	173,633	0
	<u>                    </u>	<u>                    </u>
<i>Total Net Assets</i>	\$173,633	\$0
	<u>                    </u>	<u>                    </u>

See accompanying notes to the basic financial statements.

**NELSONVILLE-YORK CITY SCHOOL DISTRICT**

*Statement of Changes in Fiduciary Net Assets*

*Fiduciary Funds*

*For the Fiscal Year Ended June 30, 2008*

---

	<u>Private Purpose Trust</u>
<b><u>Additions:</u></b>	
Gifts and Contributions	\$36,777
Miscellaneous	500
Interest	<u>5,551</u>
<i>Total Additions</i>	<u>42,828</u>
<b><u>Deductions:</u></b>	
Payments in Accordance with Trust Agreements	<u>20,397</u>
<i>Total Deductions</i>	<u>20,397</u>
<i>Change in Net Assets</i>	22,431
<i>Net Assets Beginning of Year</i>	<u>151,202</u>
<i>Net Assets End of Year</i>	<u><u>\$173,633</u></u>

See accompanying notes to the basic financial statements.

**NELSONVILLE-YORK CITY SCHOOL DISTRICT**

*Notes to the Basic Financial Statements*

*For the Fiscal Year Ended June 30, 2008*

---

**NOTE 1 - DESCRIPTION OF THE SCHOOL DISTRICT AND REPORTING ENTITY**

**Description of the School District**

The Nelsonville-York City School District (the "District") is organized under Article VI, Section 2 and 3 of the Constitution of the State of Ohio. The District provides educational services as authorized by State statute and/or federal guidelines. The District operates under a locally-elected Board form of government consisting of five members elected at-large for staggered four year terms. The Board controls the District's instructional support facilities staffed by 65 non-certificated, 95 teaching personnel and 17 administrative employees providing education to approximately 1,360 students.

**Reporting Entity**

The reporting entity is comprised of the primary government, component units and other organizations that are included to ensure that the financial statements of the District are not misleading. The primary government consists of all funds, departments, boards and agencies that are not legally separate from the District. For Nelsonville-York City School District, this includes general operations, food service and student related activities of the District.

Component units are legally separate organizations for which the District is financially accountable. The District is financially accountable for an organization if the District appoints a voting majority of the organization's governing board and (1) the District is able to significantly influence the programs or services performed or provided by the organization; or (2) the District is legally entitled to or can otherwise access the organization's resources; the District is legally obligated or has otherwise assumed the responsibility to finance the deficits of, or provide financial support to, the organization; or the District is obligated for the debt of the organization. Component units may also include organizations that are fiscally dependent on the District in that the District approves the budget, the issuance of debt or the levying of taxes. The District has no component units.

The following entities which perform activities within the District's boundaries for the benefit of its residents are excluded from the accompanying financial statements because the District is not financially accountable for these entities nor are they fiscally dependent on the District.

- < Nelsonville Christian Academy
- < Parent Teacher Organization
- < Athens-Meigs Educational Service Center
- < Booster Club

The District is associated with five organizations, four of which are defined as jointly governed organizations and one as a group purchasing pool. These organizations are the Tri-County Career Center, the Southeastern Ohio Voluntary Education Cooperative, the Southeastern Ohio Special Education Regional Resource Center, the Athens County School Employees Health and Welfare Benefit Association, and the Ohio School Boards Association Workers' Compensation Group Rating Plan. These organizations are presented in Notes 17 and 18 to the basic financial statements.

**NELSONVILLE-YORK CITY SCHOOL DISTRICT**

*Notes to the Basic Financial Statements*

*For the Fiscal Year Ended June 30, 2008*

---

**NOTE 2 - SUMMARY OF SIGNIFICANT ACCOUNTING POLICIES**

The significant accounting policies followed in the preparation of these financial statements are summarized below. These policies conform to generally accepted accounting principles (GAAP) for local governmental units prescribed in the statements issued by the Governmental Accounting Standards Board and other recognized authoritative sources.

The financial statements of the Nelsonville-York City School District have been prepared in conformity with generally accepted accounting principles (GAAP) as applied to governmental units. The Governmental Accounting Standards Board (GASB) is the accepted standard-setting body for establishing governmental accounting and financial reporting principles. The District also applies Financial Accounting Standards Board (FASB) statements and interpretations issued on or before November 30, 1989, to its governmental activities provided they do not conflict with or contradict GASB pronouncements. The more significant of the District's accounting policies are described below.

**A. Basis of Presentation**

The District's basic financial statements consist of government-wide financial statements, including a statement of net assets and a statement of activities, and fund financial statements which provide a more detailed level of financial information.

**Government-Wide Financial Statements**

The statement of net assets and the statement of activities display information about the District as a whole. These statements include the financial activities of the primary government, except for fiduciary funds. The statements distinguish between those activities of the District that are governmental and those that are considered business-type activities. The District has no business-type activities.

The statement of net assets presents the financial condition of the governmental activities of the District at year-end. The statement of activities presents a comparison between direct expenses and program revenues for each program or function of the District's governmental activities. Direct expenses are those that are specifically associated with a service, program or department and therefore clearly identifiable to a particular function. Program revenues include charges paid by the recipient of the goods or services offered by the program, grants and contributions that are restricted to meeting the operational or capital requirements of a particular program. Revenues which are not classified as program revenues are presented as general revenues of the District, with certain limited exceptions. The comparison of direct expenses with program revenues identifies the extent to which each business segment or governmental function is self-financing or draws from the general revenues of the District.

**Fund Financial Statements**

During the year, the District segregates transactions related to certain District functions or activities in separate funds in order to aid financial management and to demonstrate legal compliance. Fund financial statements are designed to present financial information of the District at this more detailed level. The focus of governmental fund financial statements is on major funds rather than reporting by type. Each major fund is presented in a separate column. Nonmajor funds are aggregated and presented in a single column.

**NELSONVILLE-YORK CITY SCHOOL DISTRICT**

*Notes to the Basic Financial Statements*

*For the Fiscal Year Ended June 30, 2008*

---

**NOTE 2 - SUMMARY OF SIGNIFICANT ACCOUNTING POLICIES** - (Continued)

**B. Fund Accounting**

The District uses funds to maintain its financial records during the fiscal year. A fund is defined as a fiscal and accounting entity with a self-balancing set of accounts. The funds of the District fall within two categories: governmental and fiduciary.

**Governmental Funds**

Governmental funds are those through which most governmental functions of the District are financed. Governmental funds focus on the sources, uses, and balances of current financial resources. Expendable assets are assigned to the various governmental funds according to the purposes for which they may or must be used. Current liabilities are assigned to the fund from which they will be paid. The difference between governmental fund assets and liabilities is reported as fund balance.

The following are the District's major governmental funds:

**General Fund**- This fund is the operating fund of the District and is used to account for all financial resources, except those required to be accounted for in another fund. The General Fund is available to the District for any purpose provided it is expended or transferred according to the general laws of Ohio.

**Classroom Facilities Construction Fund** - This fund is used to account for monies received and expended in connection with contracts entered into by the District and the Ohio Department of Education for the building and equipping of classroom facilities.

The other governmental funds of the District account for grants and other resources of the District whose use is restricted to a particular purpose.

**Fiduciary Funds**

Fiduciary fund reporting focuses on net assets and changes in net assets. The fiduciary fund category is split into four classifications: pension trust funds, investment trust funds, private purpose trust funds, and agency funds. Trust funds are used to account for assets held by the District under a trust agreement for individuals, private organizations, or other governments and are therefore not available to support the District's own programs. Agency funds are custodial in nature (assets equal liabilities) and do not involve measurement of results of operations. The District's fiduciary funds are a private purpose trust fund held for scholarships and an agency fund which is used to account for student managed activities.

**C. Measurement Focus**

**Government-Wide Financial Statements**

The government-wide financial statements are prepared using the economic resources measurement focus. All assets and liabilities associated with the operation of the District are included on the statement of net assets. The statement of activities presents increases (e.g. revenues) and decreases (e.g. expenses) in total net assets.



**NELSONVILLE-YORK CITY SCHOOL DISTRICT**

*Notes to the Basic Financial Statements*

*For the Fiscal Year Ended June 30, 2008*

---

**NOTE 2 - SUMMARY OF SIGNIFICANT ACCOUNTING POLICIES** - (Continued)

**Fund Financial Statements**

All governmental funds are accounted for using a flow of current financial resources measurement focus. With this measurement focus, only current assets and current liabilities generally are included on the balance sheet. The statement of revenues, expenditures and changes in fund balance reports on the sources (i.e., revenues and other financing sources) and uses (i.e., expenditures and other financing uses) of current financial resources. This approach differs from the manner in which the governmental activities of the government-wide financial statements are prepared. Governmental fund financial statements therefore include a reconciliation with brief explanations to better identify the relationship between the government-wide statements and the statements for governmental funds.

**D. Basis of Accounting**

Basis of accounting determines when transactions are recorded in the financial records and reported on the financial statements. Government-wide financial statements and fund financial statements of the fiduciary funds are prepared using the accrual basis of accounting. Governmental funds use the modified accrual basis of accounting. Differences in the accrual and the modified accrual basis of accounting arise in the recognition of revenue, the recording of deferred revenue, and in the presentation of expenses versus expenditures.

**Revenues - Exchange and Nonexchange Transactions**

Revenue resulting from exchange transactions, in which each party gives and receives essentially equal value, is recorded on the accrual basis when the exchange takes place. On a modified accrual basis, revenue is recorded in the fiscal year in which the resources are measurable and become available. "Measurable" means the amount of the transaction can be determined, and "available" means that the resources are collectible within the current fiscal year, or are expected to be collected soon enough thereafter to be used to pay liabilities of the current fiscal year. For the District, available means expected to be received within sixty days of fiscal year-end.

Nonexchange transactions, in which the District receives value without directly giving equal value in return, include property taxes, grants, entitlements and donations. On the accrual basis, revenue from property taxes is recognized in the fiscal year for which the taxes are levied (See Note 7). Revenue from grants, entitlements and donations is recognized in the fiscal year in which all eligibility requirements have been satisfied. Eligibility requirements include timing requirements, which specify the year when the resources are required to be used or the year when use is first permitted; matching requirements, in which the District must provide local resources to be used for a specified purpose; and expenditure requirements, in which the resources are provided to the District on a reimbursement basis. On a modified accrual basis, revenue from nonexchange transactions must also be available before it can be recognized.

Under the modified accrual basis, the following revenue sources are considered to be both measurable and available at the fiscal year-end: property taxes available for advance, tuition and fees, grants and interest.

**Deferred Revenue**

Deferred revenue arises when assets are recognized before revenue recognition criteria have been satisfied.

Property taxes for which there is an enforceable legal claim as of June 30, 2008, but which were levied to finance fiscal year 2009 operations, have been recorded as deferred revenue. Grants and entitlements received before the eligibility requirements are met are also recorded as deferred revenue.

**NELSONVILLE-YORK CITY SCHOOL DISTRICT**

*Notes to the Basic Financial Statements*

*For the Fiscal Year Ended June 30, 2008*

---

**NOTE 2 - SUMMARY OF SIGNIFICANT ACCOUNTING POLICIES** - (Continued)

On governmental fund financial statements, receivables that will not be collected within the available period have also been reported as deferred revenue.

**Expenses/Expenditures**

On the accrual basis of accounting, expenses are recognized at the time they are incurred.

The measurement focus of governmental fund accounting is on decreases in net financial resources (expenditures) rather than expenses. Expenditures are generally recognized in the accounting period in which the related fund liability is incurred, if measurable. Allocations of cost, such as depreciation and amortization, are not recognized in the governmental funds.

**E. Budgetary Process**

All funds other than the agency fund, are legally required to be budgeted and appropriated. The major documents prepared are the tax budget, the certificate of estimated resources and the appropriations resolution, all of which are prepared on the budgetary basis of accounting. The tax budget demonstrates a need for existing or increased tax rates. The certificate of estimated resources establishes a limit on the amount the Board of Education may appropriate. The appropriations resolution is the Board's authorization to spend resources and sets annual limits on expenditures plus encumbrances at the level of control selected by the Board. The legal level of control has been established by the Board of Education at the object level within each function for the general fund and the fund level for all other funds. Any budgetary modifications at this level may only be made by resolution of the Board of Education.

The certificate of estimated resources may be amended during the year if projected increases or decreases in revenue are identified by the District Treasurer. The amounts reported as original budgeted amounts reflect amounts on the certificate of estimated resources in effect when the permanent appropriations were passed. The amounts reported as the final budgeted amounts on the budgetary statements reflect the amounts on the final amended certificate of estimated resources issued during fiscal year 2008.

The appropriations resolution is subject to amendment throughout the year with the restriction that appropriations cannot exceed estimated resources. The amounts reported as the original budgeted amounts reflect the first appropriation resolution for that fund that covered the entire year, including amounts automatically carried forward from prior years. The amounts reported as the final budgeted amounts represent the final appropriation amounts passed by the Board of Education during fiscal year 2008.

**F. Cash and Cash Equivalents**

To improve cash management, cash received by the District is pooled. Monies for all funds are maintained in this pool. Individual fund integrity is maintained through the District records. Each fund's interest in the pool is presented as "Equity in Pooled Cash and Cash Equivalents" on the financial statements.

During the fiscal year 2008, the District's investments were limited to certificates of deposit with local institutions, Federal Home Loan Mortgage Corporation Notes, Federal Home Loan Bank Discount Notes, Federal National Mortgage Association Notes, and STAROhio. Except for nonparticipating investment contracts, investments are reported at fair value which is based on quoted market prices. Nonparticipating investment contracts such as nonnegotiable certificates of deposit are reported at cost.

**NELSONVILLE-YORK CITY SCHOOL DISTRICT**

*Notes to the Basic Financial Statements*

*For the Fiscal Year Ended June 30, 2008*

---

**NOTE 2 - SUMMARY OF SIGNIFICANT ACCOUNTING POLICIES** - (Continued)

The District invested funds in the State Treasury Asset Reserve of Ohio (STAROhio) during fiscal year 2008. STAROhio is an investment pool managed by the State Treasurer's Office which allows governments within the State to pool their funds for investment purposes. STAROhio is not registered with the SEC as an investment company, but does operate in a manner consistent with Rule 2a7 of the Investment Company Act of 1940. Investments in STAROhio are valued at STAROhio's share price which is the price the investment could be sold for on June 30, 2008.

Interest revenue credited to the General Fund during fiscal year 2008 amounted to \$155,210, which includes \$51,219 assigned from other District funds.

Investments of the cash management pool and investments with original maturities of three months or less at the time they are purchased by the District are presented on the financial statements as cash equivalents.

**G. Inventory**

On government-wide financial statements, inventories are presented at the lower of cost or market on a first-in, first-out basis and are expensed when used.

On fund financial statements, inventories of governmental funds are stated at cost. For all funds, cost is determined on a first-in, first-out basis. Inventory in governmental funds consists of expendable supplies held for consumption and donated food, purchased food and school supplies held for resale. The cost of inventory items is recorded as an expenditure in the governmental funds when consumed, used or sold.

**H. Prepaid Items**

Payments made to vendors for services that will benefit periods beyond June 30, 2008, are recorded as prepaid items using the consumption method. A current asset for the prepaid amount is recorded at the time of the purchase and an expenditure/expense is reported in the year in which services are consumed.

**I. Restricted Assets**

Assets are reported as restricted when limitations on their use change the normal understanding of the availability of the asset. Such constraints are either imposed by creditors, contributors, grantors or laws of other governments or imposed by enabling legislation. As of June 30, 2008, the District reported restricted assets in the General Fund which represent cash and cash equivalents set aside for statutory set-asides as explained in Note 16.

**J. Capital Assets**

General capital assets are associated with and generally arise from governmental activities. These assets generally result from expenditures in the governmental funds. These assets are reported in the governmental activities column of the government-wide statement of net assets but are not reported in the fund financial statements.

All capital assets are capitalized at cost (or estimated historical cost) and updated for additions and retirements during the year. Donated capital assets are recorded at their fair market values as of the date received. The District maintains a capitalization threshold of five hundred dollars. The District does not possess any infrastructure. Improvements are capitalized; the cost of normal maintenance and repairs that do not add to the value of the asset or materially extend an asset's life are not capitalized.

**NELSONVILLE-YORK CITY SCHOOL DISTRICT**

*Notes to the Basic Financial Statements*

*For the Fiscal Year Ended June 30, 2008*

---

**NOTE 2 - SUMMARY OF SIGNIFICANT ACCOUNTING POLICIES** - (Continued)

All reported capital assets, except land, are depreciated. Improvements are depreciated over the remaining useful lives of the related capital assets. Depreciation is computed using the straight-line method over the following useful lives:

Description	Estimated Lives
Land Improvements	20 years
Buildings and Improvements	50 years
Furniture, Fixtures and Equipment	6 - 15 years
Vehicles	5 - 10 years
Infrastructure	40 - 75 years

**K. Interfund Balances**

On fund financial statements, receivables and payables resulting from short-term interfund loans are classified as “Interfund Receivable” and “Interfund Payable”. These amounts are eliminated in the governmental activities column of the statement of net assets. The District had no interfund balances at June 30, 2008.

**L. Compensated Absences**

The District reports compensated absences in accordance with the provisions of GASB Statement No. 16, “Accounting for Compensated Absences” as interpreted by Interpretation No. 6 of the GASB, “Recognition and Measurement of Certain Liabilities and Expenditures in Governmental Fund Financial Statements”.

Vacation benefits are accrued as a liability as the benefits are earned if the employee’s rights to receive compensation are attributed to services already rendered and it is probable that the District will compensate the employees for the benefits through paid time off or some other means. The District records a liability for accumulated unused vacation time when earned for all employees with more than one year of service.

Sick leave benefits are accrued as a liability using the vesting method. The liability includes the employees who are currently eligible to receive termination benefits and those the District has identified as probable of receiving payments in the future. The amount is based on accumulated sick leave and employees’ wage rates at fiscal year end, taking into consideration any limits specified in the District’s termination policy. The District records a liability for accumulated unused sick leave for classified and certified employees, and administrators who have at least 20 years of service with the District.

The entire compensated absence liability is reported on the government-wide financial statements.

For the governmental funds, compensated absences are recognized as liabilities and expenditures as payments come due each period upon the occurrence of employee resignations and retirements. These amounts are recorded in the account “Matured Compensated Absences Payable” in the fund from which the employees will be paid.

**NELSONVILLE-YORK CITY SCHOOL DISTRICT**

*Notes to the Basic Financial Statements*

*For the Fiscal Year Ended June 30, 2008*

---

**NOTE 2 - SUMMARY OF SIGNIFICANT ACCOUNTING POLICIES** - (Continued)

**M. Accrued Liabilities and Long-Term Liabilities**

All payables, accrued liabilities and long-term liabilities are reported in the government-wide financial statements.

In general, governmental fund payables and accrued liabilities that, once incurred, are paid in a timely manner and in full from current financial resources, are reported as obligations of the funds. However, claims and judgments, compensated absences, special termination of benefits and contractually required pension contributions that will be paid from governmental funds are reported as a liability in the fund financial statements only to the extent that they are due for payment in the current year. Bonds and loans are recognized as a liability on the fund financial statements when due.

**N. Net Assets**

Net assets represent the difference between assets and liabilities. Net assets invested in capital assets, net of related debt consists of capital assets, net of accumulated depreciation, reduced by the outstanding balances of any borrowings used for the acquisition, construction or improvement of those assets. Net assets are reported as restricted when there are limitations imposed on their use either through the enabling legislation adopted by the District or through external restrictions imposed by creditors, grantors or laws, or regulations of other governments. Net assets restricted for other purposes represents balances in special revenue funds for grants whose use is restricted by grant agreements.

The District first applies restricted resources when an expense is incurred for purposes for which both restricted and unrestricted net assets are available. Of the District's restricted net assets of \$13,511,648, none are restricted by enabling legislation.

**O. Fund Balance Reserves**

The District reserves those portions of fund balance which are legally segregated for a specific future use or which do not represent available expendable resources and therefore are not available for appropriation or expenditure. Unreserved fund balance indicates that portion of fund equity which is available for appropriation in future periods. Fund balance reserves have been established for encumbrances, property taxes, textbooks and instructional materials, capital improvements, and budget stabilization.

**P. Interfund Transactions**

Exchange transactions between funds are reported as revenues in the seller funds and as expenditures in the purchaser funds. Flows of cash or goods from one to another without a requirement for repayment are reported as interfund transfers. Interfund transfers are reported as other financing sources/uses in governmental funds. Repayments from funds responsible for particular expenditures to the funds that initially paid for them are not presented on the financial statements. Interfund transactions within governmental activities are eliminated on the entity-wide statement of activities.

**Q. Estimates**

The preparation of financial statements in conformity with generally accepted accounting principles requires management to make estimates and assumptions that affect the amounts reported on the financial statements and accompanying notes. Actual results may differ from those estimates.

**NELSONVILLE-YORK CITY SCHOOL DISTRICT**

*Notes to the Basic Financial Statements  
For the Fiscal Year Ended June 30, 2008*

**NOTE 3- NEW GASB PRONOUNCEMENTS**

For fiscal year 2008, the District implemented GASB Statement No. 48, "Sales and Pledges of Receivables and Future Revenues and Intra-Entity Transfers of Assets and Future Revenues", and GASB No. 50, "Pension Disclosures", an amendment of GASB Statements No. 25 and No. 27. The implementation of GASB Statement No. 48 and 50 had some effect on the disclosure requirements, however, there was no effect on the prior period fund balances of the District.

**NOTE 4 - BUDGETARY BASIS OF ACCOUNTING**

While the District is reporting financial position, results of operations and changes in fund balance on the basis of generally accepted accounting principles (GAAP), the budgetary basis as provided by law and described above is based upon accounting for certain transactions on a basis of cash receipts, disbursements and encumbrances. The Statement of Revenues, Expenditures and Changes in Fund Balance - Budget and Actual (Budget Basis), is presented for the General Fund on the budgetary basis to provide a meaningful comparison of actual results with the budget. The major differences between the budget basis and GAAP basis are that:

1. Revenues are recorded when received in cash (budget basis) as opposed to when susceptible to accrual (GAAP basis).
2. Expenditures are recorded when paid in cash (budget basis) as opposed to when the liability is incurred (GAAP basis).
3. Encumbrances are treated as expenditures for all funds (budget basis) rather than as a reservation of fund balance (GAAP basis).
4. Advances in and advances out are operating transactions (budget basis) as opposed to balance sheet transactions (GAAP basis).

The following table summarizes the adjustments necessary to reconcile the GAAP and budgetary basis statements for the General Fund:

	<u>Net Change in Fund Balance</u>
Budget Basis	(\$55,415)
<i>Adjustments:</i>	
Revenue Accruals	(66,682)
Expenditure Accruals	158,623
Encumbrances	53,448
Other Sources (Uses)	1,800
GAAP Basis	<u><u>\$91,774</u></u>

**NELSONVILLE-YORK CITY SCHOOL DISTRICT**

*Notes to the Basic Financial Statements  
For the Fiscal Year Ended June 30, 2008*

---

**NOTE 5 -ACCOUNTABILITY**

Fund balances at June 30, 2008 included the following individual fund deficits:

<i>Nonmajor Special Revenue Funds:</i>	
Food Service	\$35,211
PBA Grant	107,619
Title VI-B	66
Chapter I	81,858
Chapter II	3,706
Improving Teacher Quality	20,904
JAVITS Grant	4,490

The deficit in each of these funds is the result of the application of generally accepted accounting principles and the requirement to accrue liabilities when incurred. These deficits will be eliminated as future expected revenues are received. These deficits do not exist on the cash basis. The General Fund is liable for any deficit in these funds and provides operating transfers when cash is required, not when accruals occur.

**NOTE 6 - CASH, DEPOSITS AND INVESTMENTS**

State law requires the classification of monies held by the District into three categories.

Active deposits are public deposits necessary to meet current demands on the treasury. Such monies must be maintained either as cash in the District Treasury, in commercial accounts payable or withdrawable on demand, including negotiable order of withdrawal (NOW) accounts, or in money market deposit accounts.

Inactive deposits are public deposits that the Board has identified as not required for use within the current five year period of designation of depositories. Inactive deposits must either be evidenced by certificates of deposit maturing not later than the end of the current period of designation of depositories, or by savings or deposit accounts including, but not limited to, passbook accounts.

Interim deposits are deposits of interim monies. Interim monies are those monies which are not needed for immediate use but which will be needed before the end of the current period of designation of depositories. Interim deposits must be evidenced by time certificates of deposit maturing not more than one year from the date of deposit or by savings accounts including passbook accounts.

Public depositories must give security for all public funds on deposit. Protection of the School District's deposits is provided by the Federal Deposit Insurance Corporation (FDIC), by eligible securities pledged by the financial institution as security for repayment, by surety company bonds deposited with the Treasurer by the financial institution, or by a single collateral pool established by the financial institution to secure the repayment of all public monies deposited with the institution.

**NELSONVILLE-YORK CITY SCHOOL DISTRICT**

*Notes to the Basic Financial Statements  
For the Fiscal Year Ended June 30, 2008*

---

**NOTE 6 - CASH, DEPOSITS AND INVESTMENTS** - (Continued)

State Statute permits interim monies to be deposited or invested in the following securities:

- (1) United States Treasury Notes, Bills, Bonds, or any other obligation or security issued by the United States Treasury or any other obligation guaranteed as to principal and interest by the United States;
- (2) Bonds, Notes, Debentures, or any other obligations or securities issued by any federal government agency or instrumentality, including but not limited to, the Federal National Mortgage Association, Federal Home Loan Bank, Federal Farm Credit Bank, Federal Home Loan Mortgage Corporation, Government National Mortgage Association, and Student Loan Marketing Association. All federal agency securities shall be direct issuances of federal government agencies or instrumentalities;
- (3) Written repurchase agreements in the securities listed above, provided that the fair value of the securities subject to the repurchase agreement must exceed the principal value of the agreement by at least two percent and be marked to fair value daily, and that the term of the agreement must not exceed thirty days;
- (4) Bond and other obligations of the State of Ohio, its political subdivisions, or other units or agencies of this State or its political subdivisions;
- (5) Time certificates of deposit or savings or deposit accounts, including, but not limited to, passbook accounts;
- (6) No-load money market mutual funds consisting exclusively of obligations described in division (1) or (2) and repurchase agreements secured by such obligations, provided that investments in securities described in this division are made only through eligible institutions;
- (7) The State Treasurer's investment pool (STAR Ohio);
- (8) Securities lending agreements in which the District lends securities and the eligible institution agrees to exchange either securities described in division (1) or (2), or cash, or both securities and cash, equal value for equal value;
- (9) High grade commercial paper in an amount not to exceed five percent of the District's total average portfolio; and
- (10) Bankers acceptances for a period not to exceed 270 days and in an amount not to exceed ten percent of the District's total average portfolio.



**NELSONVILLE-YORK CITY SCHOOL DISTRICT**

*Notes to the Basic Financial Statements  
For the Fiscal Year Ended June 30, 2008*

---

**NOTE 6 - CASH, DEPOSITS AND INVESTMENTS** - (Continued)

Investments in stripped principal or interest obligations, reverse repurchase agreements and derivatives are prohibited. The issuance of taxable notes for the purpose of arbitrage, the use of leverage and short selling are also prohibited. An investment must mature within five years from the date of purchase unless matched to a specific obligation or debt of the District, and must be purchased with the expectation that it will be held to maturity.

Investments may only be made through specified dealers and institutions. Payment for investments may be made only upon delivery of the securities representing the investments to the treasurer or qualified trustee or, if the securities are not represented by a certificate, upon receipt of confirmation of transfer from the custodian.

The following information classifies deposits and investments by categories of risk as defined in GASB Statement No. 3, "Deposits with Financial Institutions, Investments and Reverse Repurchase Agreements" and GASB Statement No. 40, "Deposit and Investment Risk Disclosures."

**Deposits:** Custodial credit risk is the risk that, in the event of a bank failure, the District's deposits may not be returned. All deposits are collateralized with eligible securities. Such collateral, as permitted by the Ohio Revised Code, is held in single financial institution collateral pools at Federal Reserve Banks, or at member banks of the federal reserve system, in the name of the respective depository bank and pledged as a pool of collateral against all of the public deposits it holds or as specific collateral held at the Federal Reserve Bank in the name of the District.

At June 30, 2008, the carrying amount of all the District deposits was \$856,881. Based on the criteria described in GASB Statement No. 40, "Deposit and Investment Risk Disclosures", as of June 30, 2008, \$921,200 of the District's bank balance of \$1,214,751 was with securities held by the pledging financial institution's trust department or agent, but not in the government's name, while \$293,551 was covered by Federal Deposit Insurance in the manner described above.

**Investments:** The District had the following investments at June 30, 2008:

Investment Type	Fair Value	Maturity Less than one year
STAROhio	\$8,847,451	\$8,847,451
Federal National Mortgage Association Notes	445,635	445,635
Federal Home Loan Bank Discount Notes	1,906,352	1,906,352
Federal Home Loan Mortgage Corporation Notes	2,149,415	2,149,415
Total Fair Value	<u>\$13,348,853</u>	<u>\$13,348,853</u>

**Interest Rate Risk:** Interest rate risk is the risk that changes in interest rates will adversely affect the fair value of an investment. In accordance with the investment policy, the District manages its exposure to declines in fair values by keeping the portfolio sufficiently liquid to enable the school to meet all operating requirements.

**Credit Risk:** Credit risk is the risk that an issuer or other counterparty to an investment will not fulfill its obligations. The District limits their investments to STAR Ohio and obligations of Federal Government Agencies or Instrumentalities as described in Ohio Revised Code Section 135.143A(2). Investments in STAR Ohio were rated 'AAAm' by Standard & Poor's. Investments in Federal Home Loan Mortgage Corporation Notes, Federal Home Loan Bank Discount Notes, and Federal National Mortgage Association Notes were rated 'AAA' by Standard and Poor's.

**NELSONVILLE-YORK CITY SCHOOL DISTRICT**

*Notes to the Basic Financial Statements*

*For the Fiscal Year Ended June 30, 2008*

**NOTE 6 - CASH, DEPOSITS AND INVESTMENTS** - (Continued)

Concentration of Credit Risk: Concentration of credit risk is the risk of loss attributed to the magnitude of a government's investment in a single issuer. The District's investment policy allows investments in eligible securities as described in the Ohio Revised Code. The District has invested 16% in Federal Home Loan Mortgage Corporation Notes, 14% in Federal Home Loan Bank Discount Notes, 4% in Federal National Mortgage Association Notes and 66% in STAR Ohio.

Custodial Credit Risk: Custodial credit risk is the risk that, in the event of the failure of the counterparty, the District will not be able to recover the value of its investments or collateral securities that are in the possession of an outside party. The District does not have a policy for custodial credit risk.

All of the District's investments are either insured and registered in the name of the District or at least registered in the name of the District.

The classification of cash and cash equivalents and investments on the basic financial statements is based on criteria set forth in GASB Statement No. 9, *Reporting Cash Flows of Proprietary and Non-Expendable Trust Funds and Governmental Entities That Use Proprietary Fund Accounting*. Cash and cash equivalents are defined to include investments included within the District's cash management pool and investments with a maturity date of three months or less.

Reconciliation between the classifications of cash and cash equivalents and investments on the basic financial statements and the classifications of deposits and investments presented above per GASB Statement No. 3 is as follows:

	Cash and Cash Equivalents/ Deposits	Investments
GASB Statement No. 9	\$14,205,734	\$0
<i>Investments:</i>		
STAR Ohio	(8,847,451)	8,847,451
Federal National Mortgage Association Notes	(445,635)	445,635
Federal Home Loan Bank Discount Notes	(1,906,352)	1,906,352
Federal Home Loan Mortgage Corporation Notes	(2,149,415)	2,149,415
GASB Statement No. 3	<u>\$856,881</u>	<u>\$13,348,853</u>

**NELSONVILLE-YORK CITY SCHOOL DISTRICT**

*Notes to the Basic Financial Statements  
For the Fiscal Year Ended June 30, 2008*

---

**NOTE 7 - PROPERTY TAXES**

Property taxes are levied and assessed on a calendar year basis. Second half distributions occur in a new fiscal year. Property taxes include amounts levied against all real, public utility and tangible personal (used in business) property located in the District. Real property taxes are levied after April 1 on the assessed value listed as of the prior January 1, the lien date. Public utility property taxes attached as a lien on December 31, of the prior year, were levied April 1 and are collected with real property taxes. Assessed values for real property is required to be revalued every six years. Public utility property taxes are assessed on tangible personal property at 88 percent of true value (with certain exceptions) and on real property at 35 percent of true value. Tangible personal property taxes are levied after April 1 on the value listed as of December 31. Tangible personal property assessments are 6.25 percent of true value for 2008 and zero for 2009.

Real property taxes are paid by taxpayers annually or semi-annually. If paid annually, payment is due December 31, unless extended; if paid semi-annually, the first payment is due December 31 with the remainder payable by June 20, unless extended. Under certain circumstances, State statute permits alternate payment dates to be established.

Tangible personal property taxes paid by multi-county taxpayers are due September 20. Single county taxpayers may pay annually or semi-annually. If paid annually, payment is due April 30; if paid semi-annually, the first payment is due April 30, with the remainder payable by September 20.

Ohio House Bill No. 66 was signed into law on June 30, 2005. House Bill No. 66 phases out the tax on tangible personal property of general businesses, telephone and telecommunications companies, and railroads. The tax on general business and railroad property will be eliminated by calendar year 2009, and the tax on telephone and telecommunications property will be eliminated by calendar year 2011. The tax is phased out by reducing the assessment rate on the property each year. The bill replaces revenue lost by the District due to the phasing out of the tax. In calendar years 2006-2010, the District will be fully reimbursed at the level of calendar year 2004 assessed values for the lost revenue. In calendar years 2011-2017, the reimbursements will be phased out.

The District receives property taxes from Athens and Hocking Counties. The County Auditor from each county periodically advances to the District their portion of the taxes collected. Second-half real property tax payments collected by each county by June 30, 2008, are available to finance fiscal year 2008 operations. The amount available to be advanced can vary based on the date the tax bills are sent.

Accrued property taxes receivable represent delinquent taxes outstanding and real property, personal property and public utility taxes which became measurable as of June 30, 2008. Although total property tax collections for the fiscal year are measurable, only the amount available as an advance at June 30 is intended to finance current year operations. The receivable is therefore offset by a credit to deferred revenue for that portion not intended to finance current year operations. The amount available as an advance at June 30 was \$81,257 for the General Fund, \$24,208 for the Bond Retirement Debt Service Fund and \$1,959 for the Classroom Facilities Maintenance Nonmajor Special Revenue Fund.

**NELSONVILLE-YORK CITY SCHOOL DISTRICT**

*Notes to the Basic Financial Statements  
For the Fiscal Year Ended June 30, 2008*

**NOTE 7 - PROPERTY TAXES** - (Continued)

The assessed values upon which the fiscal year 2008 taxes were collected are:

	2007 Second- Half Collections		2008 First- Half Collections	
	Amount	Percent	Amount	Percent
Agricultural/Residential and Other Real Estate	\$76,687,670	88%	\$78,148,570	88%
Public Utility Personal	8,092,700	9%	9,628,740	11%
Tangible Personal Property	2,161,686	3%	1,452,539	1%
Total Assessed Value	<u>\$86,942,056</u>	<u>100%</u>	<u>\$89,229,849</u>	<u>100%</u>
Tax Rate per \$1,000 of Assessed Valuation	\$34.44		\$34.44	

**NOTE 8 - RECEIVABLES**

Receivables at June 30, 2008 consisted of taxes, interest and intergovernmental grants. All receivables are considered collectible in full due to the ability to foreclose for the nonpayment of taxes, the stable condition of State programs, and the current year guarantee of federal funds. The principal items of intergovernmental receivables follow:

<i>Classroom Facilities Construction Fund</i>	\$3,508,508
<i>Nonmajor Special Revenue Funds:</i>	
Title VI-B	93,131
Title I	213,220
Chapter II	2,347
Drug Free Grant	11,997
Pre-School Grant	417
Improving Teacher Quality	18,372
JAVITS Grant	13,931
Total Nonmajor Special Revenue Funds	<u>353,415</u>
Total Intergovernmental Receivables	<u>\$3,861,923</u>

**NELSONVILLE-YORK CITY SCHOOL DISTRICT**

*Notes to the Basic Financial Statements  
For the Fiscal Year Ended June 30, 2008*

**NOTE 9 - CAPITAL ASSETS**

Capital asset governmental activity for the fiscal year ended June 30, 2008 was as follows:

Asset Category	Balance at July 1, 2007	Transfers/ Additions	Transfers/ Deletions	Balance at June 30, 2008
<b><u>Governmental Activities:</u></b>				
<i>Nondepreciable Capital Assets:</i>				
Land	\$119,344	\$0	\$0	\$119,344
Construction in Progress	0	7,355,576	0	7,355,576
Total Nondepreciable Capital Assets	119,344	7,355,576	0	7,474,920
<i>Depreciable Capital Assets:</i>				
Land Improvements	1,764,865	0	0	1,764,865
Buildings and Improvements	12,930,847	219,390	(206,990)	12,943,247
Furniture, Fixtures and Equipment	2,703,668	21,139	0	2,724,807
Vehicles	1,292,555	88,504	(8,750)	1,372,309
Infrastructure	37,718	0	0	37,718
Total Depreciable Capital Assets	18,729,653	329,033	(215,740)	18,842,946
Total Capital Assets	18,848,997	7,684,609	(215,740)	26,317,866
<i>Accumulated Depreciation:</i>				
Land Improvements	(403,144)	(51,328)	0	(454,472)
Buildings and Improvements	(4,376,884)	(424,199)	198,711	(4,602,372)
Furniture, Fixtures and Equipment	(1,988,263)	(107,566)	0	(2,095,829)
Vehicles	(966,623)	(117,876)	2,819	(1,081,680)
Infrastructure	(1,603)	(1,383)	0	(2,986)
Total Accumulated Depreciation	(7,736,517)	(702,352)	201,530	(8,237,339)
Governmental Activities Capital Assets, Net	<u>\$11,112,480</u>	<u>\$6,982,257</u>	<u>(\$14,210)</u>	<u>\$18,080,527</u>

**NELSONVILLE-YORK CITY SCHOOL DISTRICT**

*Notes to the Basic Financial Statements  
For the Fiscal Year Ended June 30, 2008*

---

**NOTE 9 - CAPITAL ASSETS** - (Continued)

Depreciation expense was charged to governmental functions as follow:

<b><u>Governmental Activities:</u></b>	
<i>Instruction:</i>	
Regular	\$400,595
Special	3,548
Vocational	99
<i>Support Services:</i>	
Pupils	331
Instructional Staff	8,980
Administration	8,965
Fiscal	3,853
Operation and Maintenance of Plant	18,665
Pupil Transportation	121,740
Operation of Non-Instructional Services	8,480
Extracurricular Activities	127,096
Governmental Activities Depreciation Expense	<u><u>\$702,352</u></u>

**NELSONVILLE-YORK CITY SCHOOL DISTRICT**

*Notes to the Basic Financial Statements*

*For the Fiscal Year Ended June 30, 2008*

---

**NOTE 10 - RISK MANAGEMENT**

The District is exposed to various risks of loss related to torts; theft of, damage to, and destruction of assets; errors and omissions; injuries to employees and natural disasters. During fiscal year 2008, the District contracted with Ohio School Plan for property and fleet insurance, liability insurance, inland marine coverage, and public official bonds. Coverages provided are as follows:

Building and Contents (\$1,000 deductible)	\$31,264,925
Automobile Liability (\$100 deductible):	
Per Person	1,000,000
Per Accident	1,000,000
Uninsured Motorists (\$100 deductible):	
Per Person	250,000
Per Accident	250,000
General Liability:	
Per Occurrence	2,000,000
Total Per Year	3,000,000
Public Official Bonds:	
Treasurer	100,000
Superintendent/Board President (each)	10,000

Settled claims have not exceeded this commercial coverage in any of the past three years. There has been no significant change in coverage from last year.

For fiscal year 2008, the District participated in the Ohio School Boards Association Workers' Compensation Group Rating Plan (the "Plan"), an insurance purchasing pool (Note 18). The intent of the Plan is to achieve the benefit of a reduced premium for the District by virtue of its grouping and representation with other participants in the Plan. The workers' compensation experience of the participating school districts is calculated as one experience and a common premium rate is applied to all school districts in the Plan. Each participant pays its workers' compensation premium to the State based on the rate for the Plan rather than its individual rate. Total savings are then calculated and each participant's individual performance is compared to the overall savings percentage of the Plan. A participant will then either receive money from or be required to contribute to the "Equity Pooling Fund". This "equity pooling" arrangement ensures that each participant shares equally in the overall performance of the Plan. Participation in the Plan is limited to school districts that can meet the Plan's selection criteria. The firm Gates McDonald & Co. provides administrative, cost control and actuarial services to the Plan.

**NELSONVILLE-YORK CITY SCHOOL DISTRICT**

*Notes to the Basic Financial Statements  
For the Fiscal Year Ended June 30, 2008*

---

**NOTE 11 - DEFINED BENEFIT PENSION PLANS**

**School Employees Retirement System**

The District contributes to the School Employees Retirement System of Ohio (SERS), a cost-sharing multiple employer defined benefit pension plan. SERS provides retirement and disability benefits, annual cost-of-living adjustments, and death benefits to plan members and beneficiaries. Authority to establish and amend benefits is provided by State statute per Chapter 3309 of the Ohio Revised Code. SERS issues a publicly available, stand alone financial report that includes financial statements and required supplementary information. That report may be obtained by writing to the School Employees Retirement System, 300 East Broad Street, Suite 100, Columbus, Ohio 43215-3746 or by calling (614) 222-5853.

Plan members are required to contribute 10 percent of their annual covered salary and the District is required to contribute at an actuarially determined rate. The current rate is 14 percent of annual covered payroll. A portion of the District's contribution is used to fund pension obligations with the remainder being used to fund health care benefits. For fiscal year 2008, 9.82 percent of annual covered salary was used to fund pension obligations. The contribution requirements of plan members and employers are established and may be amended, up to statutory maximum amounts, by the SERS Retirement Board. The District's contributions for pension obligations to SERS for the fiscal years ended June 30, 2008, 2007, and 2006 were \$182,455, \$185,573, and \$174,870, respectively; 57.87 percent has been contributed for fiscal year 2008 and 100 percent for the fiscal years 2007 and 2006. \$76,866 representing the unpaid contribution for fiscal year 2008, is recorded as a liability in the basic financial statements.

**State Teachers Retirement System**

The District contributes to the State Teachers Retirement System of Ohio (STRS), a cost-sharing multiple employer public employee retirement system administered by the State Teachers Retirement Board. STRS provides basic retirement benefits, disability, survivor, and health care benefits based on eligible service credit to members and beneficiaries. Benefits are established by Chapter 3307 of the Ohio Revised Code. STRS issues a publicly available financial report that includes financial statements and required supplementary information. The report may be obtained by writing to the State Teachers Retirement System, 275 East Broad Street, Columbus, Ohio 43215-3771 or by calling (614) 227-4090.

New members have a choice of three retirement plans, a Defined Benefit (DB) Plan, a Defined Contribution (DC) Plan and a Combined Plan. The DB Plan offers an annual retirement allowance based on final average salary times a percentage that varies based on years of service, or an allowance based on member contributions and earned interest matched by STRS Ohio funds times an actuarially determined annuity factor. The DC Plan allows members to place all their member contributions and employer contributions equal to 10.5 percent of earned compensation into an investment account. Investment decisions are made by the member. A member is eligible to receive a retirement benefit at age 50 and termination of employment. The Combined Plan offers features of both the DC Plan and the DB Plan. In the Combined Plan, member contributions are invested by the member, and employer contributions are used to fund the defined benefit payment at a reduced level from the regular DB Plan. DC and Combined Plan members will transfer to the Defined Benefit Plan during their fifth year of membership unless they permanently select the DC or Combined Plan. Existing members with less than five years of service credit as of June 30, 2001, were given the option of making a one time irrevocable decision to transfer their account balances from the existing DB Plan into the DC Plan or the Combined Plan. This option expired on December 31, 2001.



**NELSONVILLE-YORK CITY SCHOOL DISTRICT**

*Notes to the Basic Financial Statements  
For the Fiscal Year Ended June 30, 2008*

---

**NOTE 11 - DEFINED BENEFIT PENSION PLANS** - (Continued)

A DB or Combined Plan member with five or more years credited service who becomes disabled may qualify for a disability benefit. Eligible spouses and dependents of these active members who die before retirement may qualify for survivor benefits. Members in the DC Plan who become disabled are entitled only to their account balance. If a member dies before retirement benefits begin, the member's designated beneficiary is entitled to receive the member's account balance.

Plan members are required to contribute 10 percent of their annual covered salary and the District is required to contribute 14 percent. For fiscal year 2008, 13 percent of the District's contribution was used to fund pension obligations. Contribution rates are established by STRS, upon recommendation of its consulting actuary, not to exceed statutory maximum rates of 10 percent for members and 14 percent for employers. The District's contributions for pension obligations to STRS for the fiscal years ended June 30, 2008, 2007, and 2006 were \$697,178, \$696,481, and \$649,904, respectively; 84.54 percent has been contributed for fiscal year 2008 and 100 percent for the fiscal years 2007 and 2006. \$107,759 representing the unpaid contribution for fiscal year 2008, is recorded as a liability in the basic financial statements.

**Social Security System**

Effective June 1, 1991, all employees not otherwise covered by the School Employees Retirement System or the State Teachers Retirement System have an option to choose Social Security or the School Employees Retirement System/State Teachers Retirement System. As of June 30, 2008, one member of the Board of Education has elected Social Security. The Board's liability is 6.2 percent of wages paid.

**NOTE 12 - POSTEMPLOYMENT BENEFITS**

**Plan Description** - Ohio law authorizes STRS Ohio to offer a cost-sharing, multiple employer health care plan. STRS Ohio provides access to health care coverage to eligible retirees who participated in the defined benefit or the combined plans. Coverage under the current program includes hospitalization, physicians' fees, prescription drugs, and reimbursement of monthly Medicare Part B premiums.

The State Teachers Retirement Board has statutory authority over how much, if any, of the associated health care costs will be absorbed by STRS Ohio. All benefit recipients, for the most recent year, pay a portion of the health care costs in the form of a monthly premium.

STRS Ohio issues a stand-alone financial report that includes financial information for the health care plan. Interested parties can view the most recent *Comprehensive Annual Financial Report* at [www.strsoh.org](http://www.strsoh.org) or obtain a copy by calling (888)227-7877.

**Funding Policy** - Under Ohio law, funding for postemployment health care may be deducted from employer contributions. Of the 14 percent employer contribution rate, 1 percent of covered payroll was allocated to post-employment health care for the years ended June 30, 2008, 2007 and 2006. The 14 percent contribution is the maximum rate allowed under Ohio law.

All STRS benefit recipients pay a portion of the health care cost in the form of a monthly premium. The Districts' contributions allocated to fund postemployment health care benefits for the years ended June 30, 2008, 2007, and 2006 were \$53,629, \$53,575, and \$49,993 respectively; 100 percent has been contributed for years 2008, 2007, and 2006.

**NELSONVILLE-YORK CITY SCHOOL DISTRICT**

*Notes to the Basic Financial Statements  
For the Fiscal Year Ended June 30, 2008*

---

**NOTE 12 - POSTEMPLOYMENT BENEFITS** - (Continued)

STRS pays health care benefits from the Health Care Stabilization Fund. The balance in the Fund was \$4.1 billion at June 30, 2007 (the latest information year available). For the year ended June 30, 2007, net health care costs paid by STRS were \$265,558,000 and STRS had 122,934 eligible benefit recipients.

**Health Care Plan** - Ohio law authorizes SERS Ohio to offer health care benefits to eligible retirees and beneficiaries. SERS' Retirement Board reserves the right to change or discontinue any health plan or program. SERS offers several types of health plans from various vendors, including HMO's, PPO's and traditional indemnity plans. A prescription drug program is also available to those who elect health coverage. SERS employs two third-party administrators and a pharmacy benefit manager to manage the self-insurance and prescription drug plans, respectively.

The Ohio Revised Code (ORC) postemployment benefits through employer contributions. Active members do not make contributions to the postemployment benefit plans.

The Health Care Fund was established under, and is administrated in accordance with Internal Revenue Code 401(h). Each year after the allocation for statutorily required benefits, the Retirement Board allocates the remainder of the employer 14 percent contribution to the Health Care Fund. At June 30, 2008, the health care allocation was 4.18 percent. The actuarially required contributions (ARC), as of June 30, 2007 annual valuation was 11.50 percent of covered payroll. The ARC represents a level of funding that, if paid on an ongoing basis, is projected to cover normal cost each year and amortize any unfunded actuarial liabilities of the plan over a period not to exceed thirty years. Nelsonville-York City School District's contributions for the years ended June 30, 2008, 2007, 2006 were \$101,930, \$214,765, and \$205,093 respectively.

An additional health care surcharge on employers is collected for employees earning less than an actuarially determined minimum compensation amount, pro-rated according to service credit earned. Statutes provide that no employer shall pay a health care surcharge greater than 2 percent of that employer's SERS-covered payroll; nor may SERS collect in aggregate more than 1.5 percent of the total statewide SERS-covered payroll for the health care surcharge. For fiscal year 2008, the minimum compensation level was established at \$35,800.

The SERS Retirement Board establishes the rules for the premiums paid by the retirees for health care coverage for themselves and their dependents or for their surviving beneficiaries. Premiums vary depending on the plan selected, qualified years of service, Medicare eligibility, and retirement status.

The financial reports of SERS' Health Care and Medicare B plans are included in its *Comprehensive Annual Financial Report*. The report can be obtained by contacting SERS, 300 East Broad Street, Suite 100, Columbus, Ohio 43215-3746 or by calling toll free (800) 878-5853. It is also posted on SERS' website at [www.ohsers.org](http://www.ohsers.org) under *Forms and Publications*.

**NELSONVILLE-YORK CITY SCHOOL DISTRICT**

*Notes to the Basic Financial Statements  
For the Fiscal Year Ended June 30, 2008*

**NOTE 13 - EMPLOYEE BENEFITS**

**Compensated Absences**

The criteria for determining vested vacation and sick leave components are derived from negotiated agreements and State laws. Classified employees earn ten to twenty days of vacation per year, depending upon length of service. Accumulated, unused vacation time is paid to classified employees upon termination of employment. Teachers and administrators do not earn vacation time, with the exception of the Superintendent and Treasurer. Teachers, administrators and classified employees earn sick leave at the rate of one and one-fourth days per month. Sick leave may be accumulated up to a maximum of 310 days. Upon retirement, payment is made for an employee's accumulated sick leave up to a maximum of 60 days for certified employees and administrators and 66 days for classified employees.

**Health Care Benefits**

The District has elected to provide employee medical/surgical benefits, dental and prescription drug benefits through the Athens County School Employees Health and Welfare Benefit Association. The employees share the cost of the monthly premium with the Board. The premium varies with employee depending on the terms of the union contract. See Note 17 for more information concerning the Athens County School Employees Health and Welfare Benefit Association.

**NOTE 14 - LONG-TERM OBLIGATIONS**

Changes in the long-term obligations of the District during the 2008 fiscal year were as follows:

	Issue Date	Interest Rate	Principal Outstanding at July 1, 2007	Additions	Deductions	Principal Outstanding at June 30, 2008	Amount Due In One Year
<i><u>Governmental Activities:</u></i>							
General Obligation Bonds	1996	3.50-5.60%	\$1,840,000	\$0	\$115,000	\$1,725,000	\$120,000
General Obligation Bonds	2006	3.00-5.25%	4,960,000	0	105,000	4,855,000	105,000
Premium on Bonds		N/A	75,111	0	2,889	72,222	2,889
Total General Obligation Debt			6,875,111	0	222,889	6,652,222	227,889
Lease-Purchase Agreements		4.57-6.87%	494,796	1,011,000	196,312	1,309,484	280,484
Compensated Absences Payable		N/A	694,032	122,843	187,839	629,036	94,003
Total Governmental Activities Long-Term Obligations			<u>\$8,063,939</u>	<u>\$1,133,843</u>	<u>\$607,040</u>	<u>\$8,590,742</u>	<u>\$602,376</u>

The general obligation bonds were issued in the amount of \$2,731,199 in March 1996 as a result of the District being approved for a \$8,266,334 school facilities loan through the State Department of Education for the construction of an elementary school building and improvements to the middle school building. The District issued the general obligation bonds to provide a partial cash match for the school facilities loan. As a requirement of the loan, the District was required to pass a 4.50 mill levy. The 4.50 mill levy, of which .50 mill was to be used for the retirement of the loan, will be in effect for twenty-three years.

**NELSONVILLE-YORK CITY SCHOOL DISTRICT**

*Notes to the Basic Financial Statements  
For the Fiscal Year Ended June 30, 2008*

---

**NOTE 14 - LONG-TERM OBLIGATIONS** - (Continued)

In March 1998, the District was notified by the Ohio School Facilities Commission that they would not be responsible for repaying the remainder of the \$8,266,334 classroom facilities loan to the State because the District's adjusted valuation per pupil was less than the state-wide median adjusted valuation per pupil. In lieu of the repayment, the District must set aside the funds that would have been used for repayment for facilities maintenance. As part of this process, the District must submit a maintenance plan to the Ohio School Facilities Commission every five years until the twenty-three year period expires. If the District's adjusted valuation per pupil increases above the state-wide median adjusted valuation during the twenty-three year period, the District may become responsible for repayment of a portion of the State's contribution.

During fiscal year 2007, the District entered into two lease-purchase agreements for the purposes of installing artificial turf on the football field and resurfacing the track. One agreement was entered into in July 2006 at an interest of 6.87% with annual payments of \$116,163 due January 1<sup>st</sup> of each year commencing January 1, 2007. The second agreement was entered into in June 2007 at an interest rate of 4.57% with annual payments of \$95,000 plus interest due January 1<sup>st</sup> of each year commencing January 1, 2008. This activity is recorded in the General Fund. Capital assets purchased to date equal \$315,000 and are recorded in governmental activities.

In September 2007, the Board of Education approved the authorization of a \$1,011,000 lease-purchase agreement at an interest rate of 4.80% through the OASBO pooled funding program to fund overages on the building project. The funds are to be repaid over a ten year period beginning in August 2008 from the General Fund.

The general obligation bonds were issued in the amount of \$5,130,000 in July 2005 to repay the bond anticipation notes. The District issued the general obligation bonds to cover the District's share of the Ohio School Facilities Commission Project.

The general obligations bonds are paid from the Bond Retirement Debt Service Fund. Compensated absences will be paid from the fund from which the employee is paid.

The District's voted legal debt margin was \$1,450,686 with an unvoted debt margin of \$89,230 at June 30, 2008.

**NELSONVILLE-YORK CITY SCHOOL DISTRICT**

*Notes to the Basic Financial Statements  
For the Fiscal Year Ended June 30, 2008*

**NOTE 14 - LONG-TERM OBLIGATIONS** - (Continued)

Principal and interest requirements to retire general obligation bonds at June 30, 2008, are as follows:

Year Ending June 30	1996 G.O. Bonds		2006 G.O. Bonds	
	Principal	Interest	Principal	Interest
2009	\$120,000	\$98,235	\$105,000	\$219,387
2010	125,000	91,008	125,000	215,939
2011	130,000	83,485	130,000	210,812
2012	140,000	75,520	120,000	204,564
2013	150,000	66,965	125,000	198,437
2014-2018	860,000	190,865	735,000	892,775
2019-2023	200,000	5,900	910,000	693,188
2024-2028	0	0	1,160,000	440,268
2029-3033	0	0	1,445,000	158,843
Total General Obligation Bonds	<u>\$1,725,000</u>	<u>\$611,978</u>	<u>\$4,855,000</u>	<u>\$3,234,213</u>

Principal and interest requirements to retire the lease-purchase agreements at June 30, 2008, are as follows:

Year Ending June 30	2007 Lease-Purchase Agreements		2008 Lease-Purchase Agreements	
	Principal	Interest	Principal	Interest
2009	\$203,484	\$16,362	\$77,000	\$46,680
2010	95,000	4,342	85,000	42,792
2011	0	0	90,000	38,592
2012	0	0	94,000	34,176
2013	0	0	98,000	29,568
2014-2018	0	0	567,000	70,584
Total	<u>\$298,484</u>	<u>\$20,704</u>	<u>\$1,011,000</u>	<u>\$262,392</u>

**NELSONVILLE-YORK CITY SCHOOL DISTRICT**

*Notes to the Basic Financial Statements  
For the Fiscal Year Ended June 30, 2008*

**NOTE 15 - INTERFUND ACTIVITY**

During fiscal year ended June 30, 2008, the District's interfund receivables and payables were as follows:

<u>Fund</u>	<u>Interfund Receivable</u>	<u>Interfund Payable</u>
General Fund	\$0	\$1,800
<i>Nonmajor Special Revenue Fund:</i>		
Title I	1,800	0
Total	<u>\$1,800</u>	<u>\$1,800</u>

Interfund receivables and payables are the result of short-term interfund loans.

During fiscal year ended June 30, 2008, the District's interfund transfers were as follows:

<u>Fund</u>	<u>Transfers To</u>	<u>Transfers From</u>
General Fund	\$0	\$59,514
<i>Nonmajor Special Revenue Fund:</i>		
Food Service	47,000	0
<i>Nonmajor Debt Service Fund:</i>		
Bond Retirement	12,514	0
Total	<u>\$59,514</u>	<u>\$59,514</u>

Transfers are used to (1) move revenues from the fund that statute or budget requires to collect them to the fund that statute or budget requires to expend them, (2) move receipts restricted to debt service from the funds collecting the receipts to the debt service fund as debt service payments become due, and (3) use unrestricted revenues collected in the General Fund to finance various programs accounted for in other funds in accordance with budgetary authorizations.

**NOTE 16 - STATUTORY SET-ASIDES**

The District is required by State statute to annually set aside in the General Fund an amount based on a statutory formula for the purchase of textbooks and other instructional materials and an equal amount for the acquisition and construction of capital improvements. Amounts not spent by year-end or offset by similarly restricted resources received during the fiscal year must be held in cash at fiscal year end and carried forward to be used for the same purposes in future years. Effective April 10, 2001, Senate Bill 345 eliminated the requirement for a budget reserve; however, the amount of the budget reserve funded with workers' compensation refunds or rebates may only be used to offset a budget deficit or certain other expenditures as directed by the Board of Education.

**NELSONVILLE-YORK CITY SCHOOL DISTRICT**

*Notes to the Basic Financial Statements  
For the Fiscal Year Ended June 30, 2008*

**NOTE 16 - STATUTORY SET-ASIDES** - (Continued)

The following information describes the change in the fiscal year end set-asides amounts for textbooks, capital improvements, and budget stabilization. Disclosure of this information is required by State statute.

	Textbooks	Capital Improvements	Budget Stabilization	Totals
Set-Aside Balance as of July 1, 2007	\$42,273	\$18,640	\$40,730	\$101,643
Current Year Set-Aside Requirement	213,784	213,784	0	427,568
Current Year Offset	0	(40,000)	0	(40,000)
Qualifying Disbursements	(227,210)	(179,716)	0	(406,926)
Total	28,847	12,708	40,730	82,285
Set-Aside Balance as of June 30, 2008	<u>\$28,847</u>	<u>\$12,708</u>	<u>\$40,730</u>	
Total Restricted Assets				<u>\$82,285</u>

Senate Bill 345 eliminated the Budget Stabilization Reserve, except for amounts related to unspent Bureau of Workers' Compensation refunds. The Bill requires the Board of Education to designate its intended use of the Reserve. On October 8, 2002, the Board approved the retainage of the balance in the Budget Stabilization Reserve as a set-aside.

**NOTE 17 - JOINTLY GOVERNED ORGANIZATIONS**

**Tri-County Career Center**

The Tri-County Career Center is a jointly governed organization providing vocational services to its eight member Districts, governed by a board of education comprised of eleven members appointed by the participating schools. The board controls the financial activity of the Career Center and reports to the Ohio Department of Education and the Auditor of State of Ohio. The continued existence of the Career Center is not dependent on the District's continued participation and no equity interest exists. During fiscal year 2008, the District made no contributions to the Career Center. Financial information can be obtained from Tri-County Career Center, 15676 State Route 691, Nelsonville, Ohio 45764.

**Southeastern Ohio Voluntary Education Cooperative**

The District is a participant among a ten county consortium of school districts to operate the Southeastern Ohio Voluntary Education Cooperative (SEOVEC). The organization was formed for the purpose of applying modern technology, with the aid of computers and other electronic equipment, to administrative and instructional functions among member districts. SEOVEC is governed by a board of directors consisting of one representative from each of the participating districts. The degree of control exercised by any participating school district is limited to its representation on the Board. The District paid \$21,231 to SEOVEC for services provided during the year. Financial information for SEOVEC can be obtained from their administrative offices at P.O. Box 1250, Athens, Ohio 45701.

**NELSONVILLE-YORK CITY SCHOOL DISTRICT**

*Notes to the Basic Financial Statements  
For the Fiscal Year Ended June 30, 2008*

---

**NOTE 17 - JOINTLY GOVERNED ORGANIZATIONS** - (Continued)

**Southeastern Ohio Special Education Regional Resource Center**

The Southeastern Ohio Special Education Regional Resource Center (SERRC) is a special education service center which selects its own board, adopts its own budget and receives direct Federal and State grants for its operation. The jointly-governed organization was formed for the purpose of initiating, expanding and improving special education programs and services for children with disabilities and their parents.

The SERRC is governed by a board composed of superintendents of participating schools, parents of children with disabilities, representatives of chartered nonpublic schools, representatives of county boards of MR/DD, Ohio University and the Southeast Regional Professional Development Center whose terms rotate every year. The degree of control exercised by any participating school district is limited to its representation on the Board. Currently, the Nelsonville-York City School District has no representation on the SERRC Board. Financial information can be obtained by contacting Bryan Swann, Treasurer, at the Athens-Meigs Educational Service Center, 507 Richland Avenue, Suite 108, Athens, Ohio 45701.

**Athens County School Employees Health and Welfare Benefit Association**

The District is a participant in a consortium of seven districts to operate the Athens County School Employees Health and Welfare Benefit Association. The Association was created to provide health care and dental benefits for the employees and eligible dependents of employees of participating districts. The Association has contracted with Anthem Insurance Company to be the health care provider for medical benefits as well as to provide aggregate and specific stop loss insurance coverage, and Coresource to provide administration for its dental benefits. The Association is governed by a board of directors consisting of one representative from each of the participating districts. Financial information for the Association can be obtained from the administrators at Combs & Associates, P.O. Box 735, Kenton, OH 43326.

**NOTE 18 - GROUP PURCHASING POOL**

**Ohio School Boards Association Workers' Compensation Group Rating Plan**

The District participates in a group rating plan for worker's compensation as established under Section 4123.29 of the Ohio Revised Code. The Ohio School Boards Association Workers' Compensation Group Rating Plan (the "Plan") was established through the Ohio School Boards Association (OSBA) as a group purchasing pool.

The Plan's business and affairs are conducted by a three member Board of Directors consisting of the President, the President-Elect and the Immediate Past President of the OSBA. The Executive Director of the OSBA, or his designee, serves as coordinator of the program. Each year, the participating school districts pay a enrollment fee to the Plan to cover the costs of administering the program.



**NELSONVILLE-YORK CITY SCHOOL DISTRICT**

*Notes to the Basic Financial Statements  
For the Fiscal Year Ended June 30, 2008*

---

**NOTE 19 - CONTINGENCIES**

**Grants**

The District received financial assistance from federal and state agencies in the form of grants. The expenditure of funds received under these programs generally requires compliance with terms and conditions specified in the grant agreements and is subject to audit by the grantor agencies. Any disallowed claims resulting from such audits could become a liability of the General Fund or other applicable funds. However, in the opinion of management, any such disallowed claims will not have a material adverse effect on the overall financial position of the District at June 30, 2008.

**Litigation**

The District is party to legal proceedings. The District is of the opinion that ultimate disposition of claims will not have a material effect, if any, on the financial condition of the District.

Nelsonville-York City School District  
Athens County

Schedule of Federal Awards Receipts and Expenditures  
For the Year Ended June 30, 2008

Federal Grantor/ Pass Through Grantor/ Program Title	Pass Through Entity Number	Federal CFDA Number	Receipts	Non-Cash Receipts	Disbursements	Non-Cash Disbursements
<b>UNITED STATES DEPARTMENT OF AGRICULTURE</b>						
<i>Passed through Ohio Department of Education:</i>						
Food Distribution Program	NA	10.550	\$ -	\$ 27,750	\$ -	\$ 27,750
Nutrition Cluster						
National School Breakfast Program	05PU	10.553	197,393	-	197,393	-
National School Lunch Program	LLP4	10.555	270,516	-	270,516	-
Total Nutrition Cluster			<u>467,909</u>	<u>-</u>	<u>467,909</u>	<u>-</u>
<b>Total United States Department of Agriculture</b>			467,909	27,750	467,909	27,750
<b>UNITED STATES DEPARTMENT OF EDUCATION</b>						
<i>Passed through Ohio Department of Education</i>						
Special Education Cluster:						
Special Education- Grants to States	6B-SF	84.027	388,391	-	384,654	-
Special Education- Preschool	PGS1	84.173	8,044	-	7,512	-
Total Special Education Cluster			<u>396,435</u>	<u>-</u>	<u>392,166</u>	<u>-</u>
Title I	C1S1	84.010	428,880	-	473,752	-
Safe and Drug Free Schools	DRS1	84.186	8,874	-	9,192	-
State Grants for Innovative Programs	C2S1	84.298	228	-	1,441	-
Education Technology State Grants	TJS1	84.318	7,497	-	8,890	-
Rural Education (REAP)	RUS1	84.358	46,036	-	47,044	-
Improving Teacher Quality State Grants	TRS1	84.367	125,528	-	128,061	-
<b>Total United States Department of Education</b>			1,013,478	-	1,060,546	-
<b>Total Federal Financial Assistance</b>			<u>\$ 1,481,387</u>	<u>\$ 27,750</u>	<u>\$ 1,528,455</u>	<u>\$ 27,750</u>

NA = Pass through entity number could not be located.  
See Notes to the Schedule of Federal Awards Receipts and Expenditures.

**NELSONVILLE-YORK CITY SCHOOL DISTRICT**  
*Notes to Schedule of Federal Awards Expenditures*  
*For the Fiscal Year Ended June 30, 2008*

**NOTE A - SIGNIFICANT ACCOUNTING POLICIES**

The accompanying schedule of federal awards expenditures is a summary of the activity of the District's federal award programs. The schedule has been prepared on the cash basis of accounting.

**NOTE B -FOOD DONATION**

Program regulations do not require the District to maintain separate inventory records for purchased food and food received from the U.S. Department of Agriculture. This non-monetary assistance (expenditures) is reported in the Schedule at the entitlement value of the commodities received.

**BALESTRA, HARR & SCHERER, CPAs, INC.**  
528 South West Street, P.O. Box 687  
Piketon, Ohio 45661

---

Telephone (740) 289-4131  
Fax (740) 289-3639  
www.bhscpas.com

Member American Institute of Certified Public Accountants

Ohio Society of Certified Public Accountants

**Report on Internal Control Over Financial Reporting and on Compliance and Other Matters Based on an Audit of Financial Statements Performed in Accordance with *Government Auditing Standards***

Nelsonville-York City School District  
2 Buckeye Drive  
Nelsonville, Ohio 45764

We have audited the financial statements of the governmental activities, each major fund, and the aggregate remaining fund information of the Nelsonville-York City School District, (the District), as of and for the year ended June 30, 2008, which collectively comprise the District's basic financial statements and have issued our report thereon dated December 19, 2008, in which we indicate that the District implemented GASB Statements No. 50 and No. 48. We conducted our audit in accordance with auditing standards generally accepted in the United States of America and the standards applicable to financial audits contained in *Government Auditing Standards*, issued by the Comptroller General of the United States.

**Internal Control Over Financial Reporting**

In planning and performing our audit, we considered the District's internal control over financial reporting as a basis for designing our auditing procedures for the purpose of expressing our opinion on the financial statements, but not to opine on the effectiveness of the District's internal control over financial reporting. Accordingly, we have not opined on the effectiveness of the District's internal control over financial reporting.

Our consideration of internal control over financial reporting was for the limited purpose described in the preceding paragraph and would not necessarily identify all deficiencies in internal control over financial reporting that might be significant deficiencies or material weaknesses. However, as discussed below, we identified a certain deficiency in internal control over financial reporting that we consider to be a significant deficiency.

A control deficiency exists when the design or operation of a control does not allow management or employees, in the normal course of performing their assigned functions, to prevent or detect misstatements on a timely basis. A significant deficiency is a control deficiency, or combination of control deficiencies, that adversely affects the entity's ability to initiate, authorize, record, process, or report financial data reliably in accordance with its applicable accounting basis, such that there is more than a remote likelihood that the District's internal control will not prevent or detect a more-than-inconsequential financial statement misstatement. We consider the deficiency described in the accompanying schedule of findings and questioned cost to be a significant deficiency in internal control over financial reporting. This item has been identified in the accompanying schedule of findings and questioned cost as item 2008-001.

A material weakness is a significant deficiency, or combination of significant deficiencies, that results in more than a remote likelihood that a material misstatement of the financial statements will not be prevented or detected by the entity's internal control. Our consideration of the internal control over financial reporting was for the limited purpose described in the first paragraph of the section and would not necessarily identify all deficiencies in the internal control that might be significant deficiencies and, accordingly, would not necessarily disclose all significant deficiencies that are also considered to be material weaknesses. However, we do not believe the significant deficiency described above to be a material weakness.

**Internal Control Over Financial Reporting (Continued)**

We noted certain other matters that we reported to management of the District in a separate letter dated December 19, 2008.


**Compliance and Other Matters**

As part of obtaining reasonable assurance about whether the District's financial statements are free of material misstatement, we performed tests of its compliance with certain provisions of laws, regulations, contracts and grant agreements, noncompliance with which could have a direct and material effect on the determination of financial statement amounts. However, providing an opinion on compliance with those provisions was not an objective of our audit and, accordingly, we do not express such an opinion. The results of our tests disclosed no instances of noncompliance that are required to be reported under *Government Auditing Standards*.

We noted certain noncompliance and other matters that we reported to management of the District in a separate letter dated December 19, 2008.

The District's response to the finding identified in our audit is described in the accompanying schedule of findings and questioned costs. We did not audit the District's responses and, accordingly, we express no opinion on it.

This report is intended for the information and use of management, members of the Board, and federal awarding agencies and pass-through entities, and is not intended to be and should not be used by anyone other than these specified parties.



Balestra, Harr & Scherer, CPAs, Inc.

December 19, 2008

# BALESTRA, HARR & SCHERER CPAs, INC.

528 South West Street, P.O. Box 687

Piketon, Ohio 45661

---

Telephone (740) 289-4131

Fax (740) 289-3639

www.bhsecpas.com

Member American Institute of Certified Public Accountants

Ohio Society of Certified Public Accountants

## **Report on Compliance With Requirements Applicable to Each Major Program and on Internal Control Over Compliance in Accordance With OMB Circular A-133**

Nelsonville-York City School District  
2 Buckeye Drive  
Nelsonville, Ohio 45764

### **Compliance**

We have audited the compliance of the Nelsonville-York City School District, (the District) with the types of compliance requirements described in the U.S. Office of Management and Budget (OMB) *Circular A-133 Compliance Supplement* that are applicable to its major federal program for the year ended June 30, 2008. The District's major federal program is identified in the summary of auditor's results section of the accompanying schedule of findings and questioned costs. Compliance with the requirements of laws, regulations, contracts and grants applicable to its major federal program is the responsibility of the District's management. Our responsibility is to express an opinion on the District's compliance based on our audit.

We conducted our audit of compliance in accordance with auditing standards generally accepted in the United States of America; the standards applicable to financial audits contained in *Government Auditing Standards*, issued by the Comptroller General of the United States; and OMB Circular A-133, *Audits of States, Local Governments, and Non-Profit Organizations*. Those standards and OMB Circular A-133 require that we plan and perform the audit to obtain reasonable assurance about whether noncompliance with the types of compliance requirements referred to above that could have a direct and material effect on a major federal program occurred. An audit includes examining, on a test basis, evidence about the District's compliance with those requirements and performing such other procedures as we considered necessary in the circumstances. We believe that our audit provides a reasonable basis for our opinion. Our audit does not provide a legal determination of the District's compliance with those requirements.

In our opinion, the District complied, in all material respects, with the requirements referred to above that are applicable to its major federal programs for the year ended June 30, 2008.

### **Internal Control Over Compliance**

The management of the District is responsible for establishing and maintaining effective internal control over compliance with requirements of laws, regulations, contracts and grants applicable to federal programs. In planning and performing our audit, we considered the District's internal control over compliance with the requirements that could have a direct and material effect on a major federal program in order to determine our auditing procedures for the purpose of expressing our opinion on compliance, but not for the purpose of expressing an opinion on the effectiveness of internal control over compliance. Accordingly, we do not express an opinion on the effectiveness of the District's internal control over compliance.

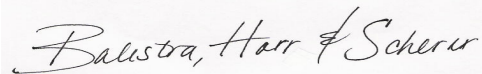
**Internal Control Over Compliance (Continued)**

A control deficiency in the District's internal control over compliance exists when the design or operation of a control does not allow management or employees, in the normal course of performing their assigned functions, to prevent or detect noncompliance with a type of compliance requirement of a federal program on a timely basis. A significant deficiency is a control deficiency, or combination of control deficiencies, that adversely affects the District's ability to administer a federal program such that there is more than a remote likelihood that noncompliance with a type of compliance requirement of a federal program that is more than inconsequential will not be prevented or detected by the District's internal control.

A material weakness is a significant deficiency, or combination of significant deficiencies, that results in more than a remote likelihood that material noncompliance with a type of compliance requirement of a federal program will not be prevented or detected by the District's internal control.

Our consideration of internal control over compliance was for the limited purpose described in the first paragraph of this section and would not necessarily identify all deficiencies in internal control that might be significant deficiencies or material weaknesses. We did not identify any deficiencies in internal control over compliance that we consider to be material weaknesses, as defined above.

This report is intended solely for the information and use of management, members of the Board, and federal awarding agencies and pass-through entities, and is not intended to be and should not be used by anyone other than these specified parties.



Balestra, Harr & Scherer, CPAs, Inc.

December 19, 2008

**NELSONVILLE-YORK CITY SCHOOL DISTRICT**  
**ATHENS COUNTY**  
**JUNE 30, 2008**

**SCHEDULE OF FINDINGS AND QUESTIONED COSTS**  
**OMB CIRCULAR A-133 SECTION .505**

**1. SUMMARY OF AUDITOR'S RESULTS**

(d)(1)(i)	Type of Financial Statement Opinion	Unqualified
(d)(1)(ii)	Were there any material weaknesses reported at the financial statement level (GAGAS)?	No
(d)(1)(ii)	Were there any other significant deficiencies reported at the financial statement level (GAGAS)?	Yes
(d)(1)(iii)	Was there any reported noncompliance at the financial statement level (GAGAS)?	No
(d)(1)(iv)	Were there any material weaknesses reported for major federal programs?	No
(d)(1)(iv)	Were there any other significant deficiencies reported for major federal programs?	No
(d)(1)(v)	Type of Major Programs= Compliance Opinion	Unqualified
(d)(1)(vi)	Are there any reportable findings under section .510?	No
(d)(1)(vii)	Major Programs (list):	Nutrition Cluster CFDA# 10.553 & 10.555  Special Education Cluster: CFDA# 84.027 & 84.173
(d)(1)(viii)	Dollar Threshold: Type A\B Programs	Type A: > \$300,000 Type B: all others
(d)(1)(ix)	Low Risk Auditee?	No



**NELSONVILLE-YORK CITY SCHOOL DISTRICT**  
**ATHENS COUNTY**  
**JUNE 30, 2008**

**SCHEDULE OF FINDINGS AND QUESTIONED COSTS**  
**OMB CIRCULAR A-133 SECTION .505**

**2. FINDINGS RELATED TO THE FINANCIAL STATEMENTS**  
**REQUIRED TO BE REPORTED IN ACCORDANCE WITH GAGAS**

**Finding 2008-001**

Significant Deficiency – Audit Adjustments

Financial statement misstatements were identified during the audit that should have been prevented or detected by the District’s internal controls over financial reporting. Intergovernmental receivables were misstated in the financial statements.

The aforementioned error was the result of a failure in controls over financial reporting and resulted in misstated financial statements. The District should implement application and monitoring controls over financial reporting to ensure that intergovernmental receivables are accurately and completely stated.

*Client Response:* The District chose not to respond.

**3. FINDINGS AND QUESTIONED COSTS FOR FEDERAL AWARDS**

Finding Number	None
CFDA Title and Number	
Federal Award Number/Year	
Federal Agency	
Pass-Through Agency	

**NELSONVILLE-YORK CITY SCHOOL DISTRICT**  
**ATHENS COUNTY**  
**JUNE 30, 2008**

**SCHEDULE OF PRIOR AUDIT FINDINGS**  
**OMB Circular A-133 §.315(b)**

Finding Number	Finding Summary	Fully Corrected?	Not Corrected; Partially Corrected; Significantly Different Corrective Action Taken; or Finding No Longer Valid; Explain:
2007-001	Material Weakness – Improper establishment of OSFC Fund	Yes	N/A
2007-002	Material Weakness – Non-recognition of Lease-Purchase Agreements and Related Items	Yes	N/A



Mary Taylor, CPA  
Auditor of State

**NELSONVILLE YORK CITY SCHOOL DISTRICT**  
**ATHENS COUNTY**

**CLERK'S CERTIFICATION**

**This is a true and correct copy of the report which is required to be filed in the Office of the Auditor of State pursuant to Section 117.26, Revised Code, and which is filed in Columbus, Ohio.**

*Susan Babbitt*

**CLERK OF THE BUREAU**

**CERTIFIED**  
**MARCH 12, 2009**