

**NEWARK CITY SCHOOL DISTRICT
LICKING COUNTY, OHIO**

SUPPLEMENTAL REPORTS

**FOR THE FISCAL YEAR ENDED
JUNE 30, 2008**

JULIE TAYLOR, TREASURER



Mary Taylor, CPA
Auditor of State

Board of Education
Newark City School District
85 East Main Street
Newark, Ohio 43055

We have reviewed the *Independent Auditor's Report* of the Newark City School District, Licking County, prepared by Julian & Grube, Inc., for the audit period July 1, 2007 through June 30, 2008. Based upon this review, we have accepted these reports in lieu of the audit required by Section 117.11, Revised Code. The Auditor of State did not audit the accompanying financial statements and, accordingly, we are unable to express, and do not express an opinion on them.

Our review was made in reference to the applicable sections of legislative criteria, as reflected by the Ohio Constitution, and the Revised Code, policies, procedures and guidelines of the Auditor of State, regulations and grant requirements. The Newark City School District is responsible for compliance with these laws and regulations.

Mary Taylor

Mary Taylor, CPA
Auditor of State

January 7, 2009

This Page is Intentionally Left Blank.

**NEWARK CITY SCHOOL DISTRICT
LICKING COUNTY, OHIO**

TABLE OF CONTENTS

Independent Auditor’s Report on Supplementary Schedule of Receipts and Expenditures of Federal Awards	1
Schedule of Receipts and Expenditures of Federal Awards	2 - 3
Report on Internal Control Over Financial Reporting and on Compliance and Other Matters Based on an Audit of Financial Statements Performed in Accordance With <i>Government Auditing Standards</i>	4 - 5
Report on Compliance With Requirements Applicable to Each of Its Major Programs and on Internal Control Over Compliance in Accordance With <i>OMB Circular A-133</i>	6 - 7
Schedule of Findings OMB <i>Circular A-133</i> § .505	8 - 9



Julian & Grube, Inc.

Serving Ohio Local Governments

333 County Line Rd. West, Westerville, OH 43082 Phone: 614.846.1899 Fax: 614.846.2799

Independent Auditor's Report on Supplementary Schedule of Receipts and Expenditures of Federal Awards

Board of Education
Newark City School District
85 E. Main Street
Newark, Ohio 43055

We have audited the financial statements of the governmental activities, the discretely presented component units, each major fund, and the aggregate remaining fund information of the Newark City School District (the "District"), Licking County, Ohio, as of and for the fiscal year ended June 30, 2008, and have issued our report thereon dated December 18, 2008. We did not audit the financial statements of Par Excellence Academy, one of Newark City School District's discretely presented component units. The accompanying Schedule of Receipts and Expenditures of Federal Awards does not include the operations of the Newark Digital Academy or Par Excellence Academy, component units of Newark City School District. Our audit was performed for the purpose of forming opinions on the financial statements that collectively comprise Newark City School District's basic financial statements. The accompanying Schedule of Receipts and Expenditures of Federal Awards is presented for purposes of additional analysis as required by OMB Circular A-133 and is not a required part of the basic financial statements. Such information has been subjected to the auditing procedures applied in the audit of the basic financial statements and, in our opinion, is fairly stated, in all material respects, in relation to the basic financial statements taken as whole.

Julian & Grube, Inc.

Julian & Grube, Inc.
December 18, 2008

NEWARK CITY SCHOOL DISTRICT
SCHEDULE OF RECEIPTS AND EXPENDITURES OF FEDERAL AWARDS
FOR THE FISCAL YEAR ENDED JUNE 30, 2008

FEDERAL GRANTOR/ SUB GRANTOR/ PROGRAM TITLE	CFDA NUMBER	(A) GRANT NUMBER	(B) CASH FEDERAL RECEIPTS	(B) CASH FEDERAL DISBURSEMENTS
U.S. DEPARTMENT OF AGRICULTURE PASSED THROUGH THE OHIO DEPARTMENT OF EDUCATION				
(C) Food Donation	10.550	2008	\$ 146,440	\$ 146,440
Total Food Donation			<u>146,440</u>	<u>146,440</u>
Nutrition Cluster:				
(D) (E) School Breakfast Program	10.553	2007	47,167	47,167
(D) (E) School Breakfast Program	10.553	2008	164,222	164,222
Total School Breakfast Program			<u>211,389</u>	<u>211,389</u>
(D) (E) National School Lunch Program	10.555	2008	3,998	3,998
(D) (E) National School Lunch Program	10.555	2007	307,207	307,207
(D) (E) National School Lunch Program	10.555	2008	796,893	796,893
Total National School Lunch Program			<u>1,108,098</u>	<u>1,108,098</u>
Total Nutrition Cluster			<u>1,319,487</u>	<u>1,319,487</u>
Total U.S. Department of Agriculture			<u>1,465,927</u>	<u>1,465,927</u>
U.S. DEPARTMENT OF EDUCATION PASSED THROUGH THE OHIO DEPARTMENT OF EDUCATION				
Title I Grants to Local Educational Agencies	84.010	2007	59,329	306,881
Title I Grants to Local Educational Agencies	84.010	2008	2,231,740	2,151,375
Total Title I Grants to Local Educational Agencies			<u>2,291,069</u>	<u>2,458,256</u>
Special Education Cluster:				
(F) Special Education _Grants to States	84.027	2007	137,921	214,768
(F) Special Education _Grants to States	84.027	2008	1,629,468	1,553,812
Total Special Education _Grants to States			<u>1,767,389</u>	<u>1,768,580</u>
(F) Special Education _Preschool Grants	84.173	2007	6,753	7,278
(F) Special Education _Preschool Grants	84.173	2008	36,980	36,030
Total Special Education _Preschool Grants			<u>43,733</u>	<u>43,308</u>
Total Special Education Cluster			<u>1,811,122</u>	<u>1,811,888</u>
(G) Safe and Drug-Free Schools and Communities_State Grant:	84.186	2006	(1,500)	-
(G) Safe and Drug-Free Schools and Communities_State Grant:	84.186	2007	(3,256)	3,094
(G) Safe and Drug-Free Schools and Communities_State Grant:	84.186	2008	31,372	40,278
Total Safe and Drug-Free Schools and Communities_State Grants			<u>26,616</u>	<u>43,372</u>
Twenty-First Century Community Learning Center	84.287	2008	98,572	98,746
Total Twenty-First Century Community Learning Centers			<u>98,572</u>	<u>98,746</u>
State Grants for Innovative Programs:	84.298	2007	8,335	7,939
State Grants for Innovative Programs:	84.298	2008	1,150	1,150
Total State Grants for Innovative Programs			<u>9,485</u>	<u>9,089</u>
Education Technology State Grant:	84.318	2007	6,467	5,831
Education Technology State Grant:	84.318	2008	26,303	4,122
Total Educational Technology State Grants			<u>32,770</u>	<u>9,953</u>
Comprehensive School Reform Demonstration:	84.332	2007	24,365	14,831
Comprehensive School Reform Demonstration:	84.332	2008	55,279	48,444
Total Comprehensive School Reform Demonstration			<u>79,644</u>	<u>63,275</u>
Improving Teacher Quality State Grant:	84.367	2007	26,135	54,991
Improving Teacher Quality State Grant:	84.367	2008	454,112	446,132
Total Improving Teacher Quality State Grants			<u>480,247</u>	<u>501,123</u>
Total U.S. Department of Education Passed through the Ohio Department of Education			<u>4,829,525</u>	<u>4,995,702</u>

- Continued

**NEWARK CITY SCHOOL DISTRICT
SCHEDULE OF RECEIPTS AND EXPENDITURES OF FEDERAL AWARDS
FOR THE FISCAL YEAR ENDED JUNE 30, 2008**

FEDERAL GRANTOR/ SUB GRANTOR/ PROGRAM TITLE	CFDA NUMBER	(A) GRANT NUMBER	(B) CASH FEDERAL RECEIPTS	(B) CASH FEDERAL DISBURSEMENTS
U.S. DEPARTMENT OF EDUCATION PASSED THROUGH N/A				
Safe and Drug-Free Schools and Communities - National Program	84.184	Q184D070013	\$ 56,613	\$ 56,532
Total Safe and Drug-Free Schools and Communities - National Program			<u>56,613</u>	<u>56,532</u>
Total U.S. Department of Education			<u>4,886,138</u>	<u>5,052,234</u>
U.S. DEPARTMENT OF HEALTH AND HUMAN SERVICES PASSED THROUGH THE OHIO DEPARTMENT OF MENTAL RETARDATION AND DEVELOPMENTAL DISABILITIES				
Temporary Assistance for Needy Familie:	93.558	N/A	4,313	4,313
Total Temporary Assistance for Needy Familie			<u>4,313</u>	<u>4,313</u>
Total U.S. Department of Health and Human Services			<u>4,313</u>	<u>4,313</u>
Total Federal Financial Assistance			<u>\$ 6,356,378</u>	<u>\$ 6,522,474</u>

- (A) OAKS did not assign pass through numbers for fiscal year 2008
- (B) This schedule was prepared on the cash basis of accounting
- (C) The Food Donation Program is a non-cash, in kind, federal grant. Commodities are reported at the entitlement value
- (D) Commingled with state and local revenue from sales of lunches; assumed expenditures were made on first-in, first-out basis.
- (E) Included as part of "Nutrition Grant Cluster" in determining major programs
- (F) Included as part of "Special Education Grant Cluster" in determining major programs.
- (G) The District generally must spend Federal assistance within 15 months of receipt (funds must be obligated by June 30th or spent by September 30th). However, with Ohio Department of Education ("ODE")'s approval, a District can transfer unspent Federal assistance to the succeeding year, thus allowing the District a total of 27 months to spend the assistance. Schools can document this by using special cost centers for each year's activity, and transferring the amounts ODE approves between the cost centers. During fiscal year 2008, the ODE authorized the following transfers

Program Title	CFDA	Grant Year	Transfers Out	Transfers In
Safe and Drug-Free Schools and Communities_State Grant:	84.186	2006	\$ 1,500	
Safe and Drug-Free Schools and Communities_State Grant:	84.186	2007		\$ 1,500
Safe and Drug-Free Schools and Communities_State Grant:	84.186	2007	4,756	
Safe and Drug-Free Schools and Communities_State Grant:	84.186	2008		4,756

Note 1: The Newark City School District has excluded federal financial assistance reported for its component units, the Newark Digital Academy and the Par Excellence Academy



Julian & Grube, Inc.
Serving Ohio Local Governments

333 County Line Rd. West, Westerville, OH 43082 Phone: 614.846.1899 Fax: 614.846.2799

**Report on Internal Control Over Financial Reporting and on Compliance
and Other Matters Based on an Audit of Financial Statements
Performed in Accordance With *Government Auditing Standards***

Board of Education
Newark City School District
85 E. Main Street
Newark, Ohio 43055

We have audited the financial statements of the governmental activities, the discretely presented component units, each major fund, and the aggregate remaining fund information of Newark City School District, Licking County, Ohio, as of and for the fiscal year ended June 30, 2008, which collectively comprise Newark City School District's basic financial statements and have issued our report thereon dated December 18, 2008. We did not audit the financial statements of Par Excellence Academy, one of Newark City School District's discretely presented component units. Par Excellence Academy financial statements were audited by other auditors whose report thereon has been furnished to us, and our opinion, insofar as it relates to the amounts included for the Newark City School District is based on the report of the other auditors. We conducted our audit in accordance with auditing standards generally accepted in the United States of America and the standards applicable to financial audits contained in *Government Auditing Standards*, issued by the Comptroller General of the United States. The financial statements of Par Excellence Academy were audited by other auditors in accordance with auditing standards generally accepted in the United States of America and in accordance with *Government Auditing Standards*. Accordingly, this report does not extend to the Par Excellence Academy discretely presented component unit.

Internal Control Over Financial Reporting

In planning and performing our audit, we considered Newark City School District's internal control over financial reporting as a basis for designing our auditing procedures for the purpose of expressing our opinions on the financial statements, but not for the purpose of expressing an opinion on the effectiveness of Newark City School District's internal control over financial reporting. Accordingly we do not express an opinion on the effectiveness of Newark City School District's internal control over financial reporting.

A control deficiency exists when the design or operation of a control does not allow management or employees, in the normal course of performing their assigned functions, to prevent or detect misstatements on a timely basis. A significant deficiency is a control deficiency, or combination of control deficiencies, that adversely affects Newark City School District's ability to initiate, authorize, record, process or report financial data reliably in accordance with generally accepted accounting principles such that there is more than a remote likelihood that a misstatement of Newark City School District's financial statements that is more than inconsequential will not be prevented or detected by Newark City School District's internal control.

Board of Education
Newark City School District

A material weakness is a significant deficiency, or combination of significant deficiencies, that results in more than a remote likelihood that a material misstatement of the financial statements will not be prevented or detected by Newark City School District's internal control.

Our consideration of internal control over financial reporting was for the limited purpose described in the first paragraph of this section and would not necessarily identify all deficiencies in internal control that might be significant deficiencies or material weaknesses. We did not identify any deficiencies in internal control over financial reporting that we consider to be material weaknesses, as defined above.

Compliance and Other Matters

As part of obtaining reasonable assurance about whether Newark City School District's financial statements are free of material misstatement, we performed tests of its compliance with certain provisions of laws, regulations, contracts, and grant agreements, noncompliance with which could have a direct and material effect on the determination of financial statement amounts. However, providing an opinion on compliance with those provisions was not an objective of our audit, and accordingly, we do not express such an opinion. The results of our tests disclosed no instances of noncompliance or other matters that are required to be reported under *Government Auditing Standards*.

This report is intended solely for the information and use of the management and Board of Education of Newark City School District and federal awarding agencies and pass-through entities, and is not intended to be and should not be used by anyone other than these specified parties.



Julian & Grube, Inc.
December 18, 2008



Julian & Grube, Inc.
Serving Ohio Local Governments

333 County Line Rd. West, Westerville, OH 43082 Phone: 614.846.1899 Fax: 614.846.2799

**Report on Compliance With Requirements Applicable to Each of Its
Major Program and on Internal Control Over Compliance
in Accordance With OMB Circular A-133**

Board of Education
Newark City School District
85 E. Main Street
Newark, Ohio 43055

We have audited the compliance of Newark City School District with the types of compliance requirements described in the U.S. Office of Management and Budget (OMB) *Circular A-133 Compliance Supplement* that are applicable to each of its major federal programs for the fiscal year ended June 30, 2008. Newark City School District's major federal programs are identified in the summary of auditor's results section of the accompanying schedule of findings. Compliance with the requirements of laws, regulations, contracts and grants applicable to each of its major federal programs are the responsibility of the Newark City School District's management. Our responsibility is to express an opinion on Newark City School District's compliance based on our audit.

Newark City School District's basic financial statements include the operations of Par Excellence Academy and Newark Digital Academy, component units of Newark City School District. Par Excellence Academy and Newark Digital Academy received \$61,811 and \$39,560, respectively, and expended \$68,162 and \$37,473, respectively, in federal awards during fiscal year 2008 that are not included in the Schedule of Receipts and Expenditures of Federal Awards for Newark City School District for the fiscal year ended June 30, 2008. Our audit of federal awards, described below, did not include the operations of Par Excellence Academy or Newark Digital Academy. These component units expended less than \$500,000 individually for the fiscal year ended June 30, 2008 and thus were not required to have audits of their Federal Awards in accordance with OMB Circular A-133.

We conducted our audit of compliance in accordance with auditing standards generally accepted in the United States of America; the standards applicable to financial audits contained in *Government Auditing Standards*, issued by the Comptroller General of the United States; and OMB Circular A-133, *Audit of States, Local Governments, and Non-Profit Organizations*. Those standards and OMB Circular A-133 require that we plan and perform the audit to obtain reasonable assurance about whether noncompliance with the types of compliance requirements referred to above that could have a direct and material effect on a major federal program occurred. An audit includes examining, on a test basis, evidence about Newark City School District's compliance with those requirements and performing such other procedures as we considered necessary in the circumstances. We believe that our audit provides a reasonable basis for our opinion. Our audit does not provide a legal determination on Newark City School District's compliance with those requirements.

Board of Education
Newark City School District

In our opinion, Newark City School District complied, in all material respects, with the requirements referred to above that are applicable to each of its major federal programs for the fiscal year ended June 30, 2008.

Internal Control Over Compliance

The management of Newark City School District is responsible for establishing and maintaining effective internal control over compliance with requirements of laws, regulations, contracts and grants applicable to federal programs. In planning and performing our audit, we considered Newark City School District's internal control over compliance with the requirements that could have a direct and material effect on a major federal program in order to determine our auditing procedures for the purpose of expressing our opinion on compliance, but not for the purpose of expressing an opinion on the effectiveness of internal control over compliance. Accordingly, we do not express an opinion on the effectiveness of Newark City School District's internal control over compliance.

A control deficiency in Newark City School District's internal control over compliance exists when the design or operation of a control does not allow management or employees, in the normal course of performing their assigned functions, to prevent or detect noncompliance with a type of compliance requirement of a federal program on a timely basis. A significant deficiency is a control deficiency, or combination of control deficiencies, that adversely affects Newark City School District's ability to administer a federal program such that there is more than a remote likelihood that noncompliance with a type of compliance requirement of a federal program that is more than inconsequential will not be prevented or detected by Newark City School District's internal control.

A material weakness is a significant deficiency, or combination of significant deficiencies, that results in more than a remote likelihood that material noncompliance with a type of compliance requirement of a federal program will not be prevented or detected by Newark City School District's internal control.

Our consideration of internal control over compliance was for the limited purpose described in the first paragraph of this section and would not necessarily identify all deficiencies in internal control that might be significant deficiencies or material weaknesses. We did not identify any deficiencies in internal control over compliance that we consider to be material weaknesses, as defined above.

This report is intended for the information and use of management and Board of Education of Newark City School District and federal awarding agencies and pass-through entities, and is not intended to be and should not be used by anyone other than these specified parties.



Julian & Grube, Inc.
December 18, 2008

**NEWARK CITY SCHOOL DISTRICT
LICKING COUNTY, OHIO**

**SCHEDULE OF FINDINGS
OMB CIRCULAR A-133 § .505
JUNE 30, 2008**

1. SUMMARY OF AUDITOR'S RESULTS		
<i>(d)(1)(i)</i>	<i>Type of Financial Statement Opinion</i>	Unqualified
<i>(d)(1)(ii)</i>	<i>Were there any material control weaknesses reported at the financial statement level (GAGAS)?</i>	No
<i>(d)(1)(ii)</i>	<i>Were there any other significant deficiencies in internal control reported at the financial statement level (GAGAS)?</i>	No
<i>(d)(1)(iii)</i>	<i>Was there any reported material noncompliance at the financial statement level (GAGAS)?</i>	No
<i>(d)(1)(iv)</i>	<i>Were there any material internal control weaknesses reported for major federal programs?</i>	No
<i>(d)(1)(iv)</i>	<i>Were there any significant deficiencies in internal control reported for major federal programs?</i>	No
<i>(d)(1)(v)</i>	<i>Type of Major Programs' Compliance Opinion</i>	Unqualified
<i>(d)(1)(vi)</i>	<i>Are there any reportable findings under §.510?</i>	No
<i>(d)(1)(vii)</i>	<i>Major Programs:</i>	Nutrition Cluster - School Breakfast Program - CFDA #10.553 and National School Lunch Program - CFDA #10.555 and Improving Teacher Quality State Grants - CFDA #84.367
<i>(d)(1)(viii)</i>	<i>Dollar Threshold: Type A/B Programs</i>	Type A: >\$300,000 Type B: all others
<i>(d)(1)(ix)</i>	<i>Low Risk Auditee?</i>	Yes

**NEWARK CITY SCHOOL DISTRICT
LICKING COUNTY, OHIO**

**SCHEDULE OF FINDINGS
OMB CIRCULAR A-133 § .505
JUNE 30, 2008**

**2. FINDINGS RELATED TO THE BASIC FINANCIAL STATEMENTS
REQUIRED TO BE REPORTED IN ACCORDANCE WITH GAGAS**

None

3. FINDINGS AND QUESTIONED COSTS FOR FEDERAL AWARDS

None



Home of the 2008 Division I State Boys Basketball Champions



COMPREHENSIVE ANNUAL FINANCIAL REPORT

FOR THE YEAR ENDED JUNE 30, 2008.

NEWARK CITY SCHOOLS, NEWARK, OHIO

COMPREHENSIVE
ANNUAL FINANCIAL REPORT

OF THE

NEWARK CITY
SCHOOL DISTRICT

FOR THE

FISCAL YEAR ENDED JUNE 30, 2008

PREPARED BY
TREASURER'S DEPARTMENT
JULIE L. TAYLOR, TREASURER

85 EAST MAIN STREET

NEWARK, OHIO 43055

THIS PAGE IS INTENTIONALLY LEFT BLANK

INTRODUCTORY SECTION

THIS PAGE IS INTENTIONALLY LEFT BLANK

**NEWARK CITY SCHOOL DISTRICT
LICKING COUNTY, OHIO**
COMPREHENSIVE ANNUAL FINANCIAL REPORT
FOR THE FISCAL YEAR ENDED JUNE 30, 2008

TABLE OF CONTENTS

I. INTRODUCTORY SECTION

Table of Contents.....	1-3
Letter of Transmittal.....	4-8
List of Principal Officers	9
Organizational Chart.....	10
Certificate of Achievement for Excellence in Financial Reporting	11

II. FINANCIAL SECTION

INDEPENDENT AUDITOR’S REPORT	12-13
MANAGEMENT’S DISCUSSION AND ANALYSIS.....	14-24
BASIC FINANCIAL STATEMENTS:	
Government-Wide Financial Statements:	
Statement of Net Assets.....	25
Statement of Activities	26-27
Fund Financial Statements:	
Balance Sheet - Governmental Funds.....	28
Reconciliation of Total Governmental Fund Balances to Net Assets of Governmental Activities	29
Statement of Revenues, Expenditures and Changes in Fund Balances - Governmental Funds.....	30
Reconciliation of the Statement of Revenues, Expenditures and Changes in Fund Balances of Governmental Funds to the Statement of Activities	31
Statement of Revenues, Expenditures and Changes in Fund Balance - Budget and Actual (Non GAAP Budgetary Basis) - General Fund.....	32
Statement of Net Assets - Proprietary Fund	33
Statement of Revenues, Expenses and Changes in Net Assets - Proprietary Fund	34
Statement of Cash Flows - Proprietary Fund.....	35
Statement of Fiduciary Net Assets - Fiduciary Funds	36
Statement of Changes in Fiduciary Net Assets - Fiduciary Funds	37
Notes to the Basic Financial Statements.....	38-79

COMBINING STATEMENTS AND INDIVIDUAL FUND SCHEDULES:

Major Fund Descriptions	80
Schedules of Revenues, Expenditures and Changes in Fund Balance - Budget and Actual (Non-GAAP Budgetary Basis):	
Debt Service Fund	81
Building Fund	81
Combining Balance Sheet - Nonmajor Governmental Funds	82
Combining Statement of Revenues, Expenditures and Changes in Fund Balances - Nonmajor Governmental Funds	83
Fund Descriptions - Nonmajor Special Revenue Funds	84-86
Combining Balance Sheet - Nonmajor Special Revenue Funds	87-91
Combining Statement of Revenues, Expenditures and Changes in Fund Balances - Nonmajor Special Revenue Funds	92-97
Schedules of Revenues, Expenditures and Changes in Fund Balance - Budget and Actual (Non-GAAP Budgetary Basis):	
Public School Support Fund	98
Miscellaneous Grants Fund	98
District Managed Student Activity Fund	98
Auxiliary Services Fund	99
Management Information Systems Fund	99
Entry Year Programs Fund	99
Data Communications Fund	100
SchoolNet Professional Development Fund	100
Ohio Reads Grant Fund	100
High Schools That Work Fund	101
Alternative Schools Fund	101
Poverty Aid/DPIA Fund	101
Miscellaneous State Grants Fund	102
Title VI-B Fund	102
Title I Fund	102
Title VI Fund	103
Drug Free Schools Program Fund	103
EHA Preschool Grant Fund	103
Reducing Class Size Fund	104
Miscellaneous Federal Grants Fund	104
Food Service Fund	104
School Activity Trusts Fund	105
Staff Trusts Fund	105
Fund Descriptions - Nonmajor Capital Projects Fund	106
Combining Balance Sheet - Nonmajor Capital Projects Funds	107
Combining Statement of Revenues, Expenditures and Changes in Fund Balances - Nonmajor Capital Projects Funds	108
Schedules of Revenues, Expenditures and Changes in Fund Balance - Budget and Actual (Non-GAAP Budgetary Basis):	
Permanent Improvement Fund	109
Classroom Facilities Fund	109
SchoolNet Fund	109
Fund Description - Internal Service Fund	110

COMBINING STATEMENTS AND INDIVIDUAL FUND SCHEDULES – (Continued):

Schedule of Revenues, Expenses and Changes in
Fund Equity - Budget and Actual (Non-GAAP Budgetary Basis):

Employee Benefits Self-Insurance Fund	111
Fund Descriptions - Fiduciary Funds	112
Combining Statement of Fiduciary Net Assets - Private-Purpose Trust Funds	113
Combining Statement of Changes in Fiduciary Net Assets - Private-Purpose Trust Funds	114
Schedules of Revenues, Expenses and Changes in Fund Equity - Budget and Actual (Non-GAAP Budgetary Basis):	
Special Trusts Fund	115
Endowment Fund	115
Statement of Changes in Assets and Liabilities - Agency Fund	116

III. STATISTICAL SECTION

Table of Contents.....	117
Net Assets by Component - Last Seven Fiscal Years	118-119
Changes in Net Assets - Last Seven Fiscal Years	120-125
Fund Balances, Governmental Funds - Last Ten Fiscal Years	126-127
Changes in Fund Balances, Governmental Funds - Last Ten Fiscal Years	128-131
Assessed Valuation and Estimated Actual Value of Taxable Property - Last Ten Years.....	132-133
Direct and Overlapping Property Tax Rates - Last Ten Years	134
Principal Property Tax Payers - December 31, 2007 and December 31, 1999	135
Property Tax Levies and Collections - Last Ten Fiscal Years.....	136-137
Ratios of Outstanding Debt by Type - Last Ten Fiscal Years	138
Ratios of General Bonded Debt Outstanding - Last Ten Fiscal Years	139
Direct and Overlapping Governmental Activities Debt - As of June 30, 2008	140
Legal Debt Margin Information - Last Ten Fiscal Years	141
Demographic and Economic Statistics - Last Ten Fiscal Years	142
Principal Employers - Current Year and Nine Years Ago.....	143
Staffing Statistics, Full Time Equivalents by Type and Function -Last Six Fiscal Years	144
Operating Indicators by Function - Last Ten Fiscal Years	145
Capital Asset Statistics - Last Seven Fiscal Years	146
School Building Information - Last Ten Fiscal Years	147-150
Operating Statistics - Last Ten Fiscal Years.....	151-152

THIS PAGE IS INTENTIONALLY LEFT BLANK



Administrative Service Center
85 East Main Street
Newark, Ohio 43055
(740) 345-9891

www.newarkcityschools.org

December 18, 2008

To the Citizens and Board of Education of the Newark City School District:

We are pleased to submit to you the tenth Comprehensive Annual Financial Report (CAFR) of the Newark City School District (the "District"). This CAFR, which includes an opinion from Julian & Grube, Inc., conforms to accounting principles generally accepted in the United States of America (GAAP) as applicable to governmental entities. Responsibility for the accuracy of the data presented and the completeness and fairness of the presentation, including all disclosures, rest with District's management. To the best of our knowledge and belief, this CAFR and the enclosed data are accurate in all material respects and are reported in a manner designed to present fairly the financial position and results of operations of the District. All disclosures necessary to enable the reader to gain an understanding of the District's financial activities have been included.

State statute requires an annual audit by independent accountants. Julian & Grube, Inc. conducted the audit. The audit has been conducted in accordance with generally accepted auditing standards, generally accepted government auditing standards, and include a review of internal controls and test of compliance with Federal and State laws and regulations. The Independent Accountant's Report is included in the CAFR.

As a part of the District's independent audit, tests are made to determine the adequacy of the internal controls, including that portion related to federal financial assistance programs, as well as to determine that the school district has complied with applicable laws and regulations. The results of the District's independent audit for the fiscal year ended June 30, 2008, provided no instances of material weaknesses in the internal controls or significant violations of applicable laws and regulations.

This transmittal letter is designed to provide historical information about the District, as well as compliment the required Management's Discussion and Analysis (discussed below). Unless noted otherwise, the financial data in this transmittal letter is presented on the modified accrual basis of accounting. GAAP requires that management provide a narrative introduction, overview, and analysis to accompany the basic financial statements in the form of Management's Discussion and Analysis (MD&A). The District's MD&A, which focuses on the government-wide statements, can be found on page 14 of the financial section of this report.

PROFILE OF THE SCHOOL DISTRICT

The City of Newark, the county seat of Licking County, is located approximately 33 miles east of Columbus in the central part of the state. The District serves an area of approximately 19 square miles and approximately 46,279 residents.

In the spring of 1802, General William Schenk platted around the ancient mounds of Central Ohio a settlement named after his hometown of Newark, New Jersey. There were many salt licks in the area and by 1808 the area known as Licking County was founded. In 1809 the first school was started in the Courthouse on the north side of the Town Square. James Maxwell was the first schoolteacher in this floorless room. The first official body designated as the Newark City Board of Education was formed in 1848.

The Board of Education (the "Board") of the District is composed of five members elected at large by the citizens of the District. The Board serves as the taxing authority, contracting body, and policy initiator for the operation of the District. The Board is responsible for the annual operating budget and approves all expenditures of the District. The Board is a body politic and corporate, as defined by Section 3313.02 of the Ohio Revised Code, and has only those powers and authority conferred upon it by the Code.

During the 2007-2008 school year, the District had approximately 6,468 (Fall 2007) students enrolled in twelve schools: Carson Elementary, Cherry Valley Elementary, Johnny Clem Elementary, Ben Franklin Elementary, Hillview Elementary, Legend Elementary, McGuffey Elementary, and Miller Elementary schools housing grades K through 5; Heritage Middle, Liberty Middle, and Wilson Middle housing grades 6 through 8; and Newark High School housing grades 9 through 12 with 1,814 students.

The District provides a full range of traditional and non-traditional educational programs, services and facilities. These include elementary and secondary curriculum at the general, college preparatory and vocational levels, a broad range of co-curricular and extracurricular activities, special education programs and facilities.

Newark Catholic High School, St. Francis, Blessed Sacrament, and the Montessori School are located within the School District Service Area. The District acts as fiscal agent for state funds provided by the State of Ohio to these institutions. Revenues and expenditures of these schools are reported as a governmental activity of the District.

Internal Controls

Management of the District is responsible for establishing and maintaining internal controls designed to ensure that the assets of the District are protected from loss, theft, or misuse and to ensure that adequate accounting data are compiled to allow for the preparation of financial statements in conformity with GAAP. The internal controls are designed to provide reasonable, but not absolute, assurance that these objectives are met. The concept of reasonable assurance recognizes that: (1) the cost of a control should not exceed the benefits likely to be derived from its implementation; and (2) the valuation of costs and benefits requires estimates and judgments by management.

Budgetary Controls

The budgetary process is prescribed by provisions of the Ohio Revised Code and entails the preparation of budgetary documents within an established timetable. The major documents prepared are the certificate of estimated resources and the appropriations resolution, all of which are prepared on the budgetary basis of accounting. The certificate of estimated resources and the appropriations resolution are subject to amendment throughout the year with the legal restriction that appropriations cannot exceed estimated resources, as certified. All funds, other than agency funds, are legally required to be budgeted and appropriated. The primary level of budgetary control required by Ohio Revised Code is at the fund level. The level of budgetary control imposed by the District (the level at which expenditures cannot legally exceed the appropriated amount) is established at the broad object level (first level) for the general fund and at the fund level for all other funds. Any budgetary modifications at these levels may only be made by resolution of the Board of Education. The District also maintains an encumbrance accounting system as one technique of accomplishing budgetary control. Encumbered amounts at year-end are carried forward to succeeding years and are not re-appropriated.

ECONOMIC CONDITION AND OUTLOOK

The District is located approximately 33 miles from the metropolitan City of Columbus providing a wealth of opportunity for cultural, social and economic resources for its residents. Central Ohio Technical College and The Ohio State University of Newark share facilities at the Newark campus. Denison University is located in the adjoining Village of Granville. These colleges provide excellent educational opportunities for the Newark community.

The City of Newark offers an excellent opportunity for business growth and expansion. The City stimulates the economy through a diverse group of employers, from the small family operated business to the major commercial/industrial and service corporations. The five largest employers in the District in terms of numbers of employees are: State Farm Insurance, Newark Board of Education, Licking County, Licking Memorial Hospital, and Anomatic Corporation.

Newark area businesses continue to manufacture and distribute a wide variety of products. Foremost among these products are plastics, insulation, prefabricated homes, prismatic reflectors, wiping cloths, quartz and specialty products, asphalt, automotive products, bricks, chemicals, electronic equipment, truck axles and transmissions, anodized aluminum products, wood veneer, dairy products, concrete products and many other industrial specialty items.

Although the District had been impacted by the national recession in FY03 and FY04 regarding income tax, the District experienced a 5.3% increase in collections of income tax in FY05, an increase of .5% in FY06, an increase of 5.6% in FY07, and an increase of 16.5% in FY08. The first quarterly installment of income tax revenue for FY09 is down 3.8% from the first quarter of FY08. The District is expecting a 9.6% decrease for FY09 due to the increased delinquent collections in FY08 which contributed to the overall increase of 16.5% in FY08.

Long-Term Financial Planning

The District prepares a five-year financial forecast annually for use as a tool for long range planning. The five-year forecast contains projected local and state revenues, spending patterns within each area of the budget, and cash balances in the District's operating fund. The five-year forecast provides early warning signs of potential financial problems.

The District uses the five-year forecast to provide a basis for making financial decisions, including the construction of the annual budget, adjustments to staffing levels, collective bargaining, and the placement of tax levies on the ballot. Specific examples of recent decisions that have resulted in the improvements in the District financial condition include the Board instituting \$5.1 million in cuts for FY08 as a result of a 7.9 mil new operating levy failing in November 2006. The District was successful in passing the renewal of the income tax in May 2007 for another five years. A 4.5 mil new operating emergency levy on the ballot in November 2007, 9.5 mil new operating emergency levy on the ballot in August 2008 and a 7.7 mil new operating emergency levy on the November 2008 ballot were unsuccessful. At this time, the District has not committed to placing a levy on the ballot in 2009.

MAJOR INITIATIVES AND ACCOMPLISHMENTS

Accomplishments for 2008

Financial

The District received the Certificate of Excellence in Financial Reporting from the Government Finance Officers Association for the ninth consecutive year.

The District received the Award for Outstanding Achievement in Popular Annual Financial Reporting from the Government Finance Officers Association for the eighth consecutive year.

Instruction

The District achieved the status of Continuous Improvement on the state of Ohio’s District Report Card.

Achievement Tests

State and federal law requires testing students in grades 3 – 8 and grade 10 in various subjects. During 2007 - 2008, the following tests were administered:

- 3rd grade – reading and math
- 4th grade – reading, writing, and math
- 5th grade – reading, math, science, and social studies
- 6th grade – reading and math
- 7th grade – reading, writing, and math
- 8th grade – reading, math, science, and social studies
- 10th grade – reading, writing, math, science, and social studies

11th and 12th grade – students who have not passed one or more of the OGT assessments will have two opportunities a year (with an additional, optional opportunity each summer) to retake the tests in which they have not yet achieved proficiency. Passing the Ohio Graduation Test is a requirement for graduation from high school.

The percentage of 11th grade students who have successfully passed the Ohio Graduation Tests is listed here:

Reading	91.6%
Writing	93.5%
Math	89.8%
Science	84.2%
Social Studies	89.1%

Initiatives for 2009

Financial

To receive the Certificate of Excellence in Financial Reporting from the GFOA for the District’s 2008 CAFR.

To receive the Award for Outstanding Achievement in Popular Annual Financial Reporting from the GFOA for the 2008 Popular Annual Financial Report.

Instruction

To regain the District’s Effective status and make progress towards becoming the first urban district to achieve Excellent status

To achieve Adequate Yearly Progress as measured by the District report card by improving the scores of students with disabilities in reading

To implement Year 1 of the Corrective Action/Focused Monitoring Plan

To implement Year 1 of a Response to Intervention program

To participate in Year 1 of the Ohio Improvement Process with the Regional School Support Team

AWARDS AND ACKNOWLEDGEMENTS

GFOA Certificate of Achievement The Government Finance Officers Association of the United States and Canada (GFOA) awarded a Certificate of Achievement for Excellence in Financial Reporting to the Newark City School District for its Comprehensive Annual Financial Report for the fiscal year ended June 30, 2007.

In order to be awarded a Certificate of Achievement, a governmental unit must publish an easily readable and efficiently organized Comprehensive Annual Financial Report, whose contents conform to program standards. Such reports must satisfy both generally accepted accounting principles and applicable legal requirements. A Certificate of Achievement is valid for a period of one year only. We believe our current report continues to conform to the Certificate of Achievement Program requirements, and we are submitting it to GFOA for their review.

Acknowledgements

Preparation of this report could not have been accomplished without the support and efforts of the staff in the Treasurer's office and many other dedicated employees of the District. Further appreciation is extended to the Licking County Auditor's office and the Newark City Auditor's office for their valuable research of records.

Respectfully submitted,



Keith Richards
Superintendent



Julie L. Taylor
Treasurer/CFO

NEWARK CITY SCHOOL DISTRICT

PRINCIPAL OFFICERS

Board of Education

Karen Kreager	Board Member, President (1/1/04-12/31/11)
Thomas Bline	Board Member, Vice President (1/1/07-12/31/09)
Robert Handelman	Board Member, (1/1/04-12/31/11)
Molly Ingold	Board Member, (1/1/06-12/31/09)
Mark Christenberry	Board Member, (1/1/08-12/31/11)

Administration

Keith E. Richards	Superintendent - (Hired 8/1/02)
Julie Taylor	Treasurer - (Hired 12/27/00)
Dan Montgomery	Assistant Superintendent - (Hired 9/1/03)
Cara Riddel	Director, Certificated Personel/Support Services (Hired 7/8/96)
Dana Herreman	Director of Curriculum - (Hired 9/1/77)
Bobbie Reeves	Assistant Director of Curriculum, Contracted Services (Hired 9/2/1980)
Jean Brown	Co-Director of Special Education - (Hired 8/1/06)
Mark Severance	Co-Director of Special Education - (Hired 7/31/92)
Karen Truett	Director, Community Outreach – (Hired 8/23/06)

Board of Education

Treasurer

- Fiscal Accountability
- Payroll & Benefits
- Financial Management/Reporting
- Education Management Information System
- District Technology Administration

Superintendent

- Student Learning Leadership
- Instructional Programming
- Board Policy Implementation
- Fiscal Accountability

Assistant Superintendent

- Building-level Leadership and Development
- Board Policy Development
- District Testing
- District Planning
- Enrollment & Transfers
- Custody & Foster Care

Director of Certified Personnel

- Recruitment and selection of Certified staff
- Contract negotiation and management
- Administrative development

Director of Classified Personnel & Support Services

- Recruitment and selection of Classified staff
- Contract negotiation and management
- Maintenance/Buildings/Grounds
- Printing/Duplicating
- Secretarial Services
- Transportation
- Warehouse
- District Attendance Areas
- Risk Management

Director of Curriculum & Staff Development

- Textbook and Instructional material
- Ohio Dept. of Education
- Accountability/CIP
- Grant & Entitlement Administration
- Supplemental Student Services & Programs
- Teacher Development

Director of Communication

- District Communication Planning
- Public Engagement
- Media Relations
- Broadcast Management
- Publications
- Crisis Planning & Management
- Web Site Management

Directors (2) of Special Education

- Leadership for Special Education Services
- Identification and placement of Special Education students
- Compliance with Special Education laws
- Training and supervision of Special Education staff

Certificate of Achievement for Excellence in Financial Reporting

Presented to

Newark City School District
Ohio

For its Comprehensive Annual
Financial Report
for the Fiscal Year Ended
June 30, 2007

A Certificate of Achievement for Excellence in Financial Reporting is presented by the Government Finance Officers Association of the United States and Canada to government units and public employee retirement systems whose comprehensive annual financial reports (CAFRs) achieve the highest standards in government accounting and financial reporting.



Oliver S. Cox

President

Jeffrey R. Emer

Executive Director

FINANCIAL SECTION

THIS PAGE IS INTENTIONALLY LEFT BLANK



Julian & Grube, Inc.

Serving Ohio Local Governments

333 County Line Rd. West, Westerville, OH 43082 Phone: 614.846.1899 Fax: 614.846.2799

Independent Auditor's Report

Board of Education
Newark City School District
85 E. Main Street
Newark, Ohio 43055

We have audited the accompanying financial statements of the governmental activities, the discretely presented component units, each major fund, and the aggregate remaining fund information of Newark City School District, Licking County, Ohio, as of and for the fiscal year ended June 30, 2008, which collectively comprise Newark City School District's basic financial statements as listed in the table of contents. These financial statements are the responsibility of Newark City School District's management. Our responsibility is to express opinions on these financial statements based on our audit. We did not audit the financial statements of Par Excellence Academy; one of Newark City School District's discretely presented component units. Par Excellence Academy financial statements were audited by other auditors whose report thereon has been furnished to us, and our opinion, insofar as it relates to the amounts included for the Newark City School District is based on the report of the other auditors.

We conducted our audit in accordance with auditing standards generally accepted in the United States of America and the standards applicable to financial audits contained in the Comptroller General of the United States' *Government Auditing Standards*. Those standards require that we plan and perform the audit to obtain reasonable assurance about whether the financial statements are free of material misstatement. An audit includes examining, on a test basis, evidence supporting the amounts and disclosures in the financial statements. An audit also includes assessing the accounting principles used and the significant estimates made by management, as well as evaluating the overall financial statement presentation. We believe that our audit provides a reasonable basis for our opinions.

In our opinion, based on our audit and the report of other auditors, the financial statements referred to above present fairly, in all material respects, the respective financial position of the governmental activities, the discretely presented component units, each major fund, and the aggregate remaining fund information of Newark City School District, as of June 30, 2008, and the respective changes in financial position and cash flows, where applicable, thereof and the respective budgetary comparison for the General Fund, for the year then ended in conformity with accounting principles generally accepted in the United States of America.

Independent Auditor's Report
Newark City School District

In accordance with *Government Auditing Standards*, we have also issued our report dated December 18, 2008, on our consideration of Newark City School District's internal control over financial reporting and on our tests of its compliance with certain provisions of laws, regulations, contracts, and grant agreements and other matters. The purpose of that report is to describe the scope of our testing of internal control over financial reporting and compliance and the results of that testing, and not to provide an opinion on the internal control over financial reporting or on compliance. That report is an integral part of an audit performed in accordance with *Government Auditing Standards* and should be considered in assessing the results of our audit.

The management's discussion and analysis is not a required part of the basic financial statements but is supplementary information required by accounting principles generally accepted in the United States of America. We have applied certain limited procedures, which consisted principally of inquiries of management regarding the methods of measurement and presentation of the required supplementary information. However, we did not audit the information and express no opinion on it.

Our audit was conducted for the purpose of forming opinions on the financial statements that collectively comprise Newark City School District's basic financial statements. The introductory section, combining and individual nonmajor fund financial statements and schedules, and statistical tables are presented for purposes of additional analysis and are not a required part of the basic financial statements of Newark City School District. The combining and individual nonmajor fund financial statements and schedules have been subjected to the auditing procedures applied in the audit of the basic financial statements and, in our opinion, are fairly stated in all material respects in relation to the basic financial statements taken as a whole. The introductory section and statistical tables have not been subjected to the auditing procedures applied in the audit of the basic financial statements, and accordingly we express no opinion on them.



Julian & Grube, Inc.
December 18, 2008

**NEWARK CITY SCHOOL DISTRICT
LICKING COUNTY, OHIO**

**MANAGEMENT'S DISCUSSION AND ANALYSIS
FOR THE FISCAL YEAR ENDED JUNE 30, 2008
(UNAUDITED)**

The management's discussion and analysis of the Newark City School District's (the "District") financial performance provides an overall review of the District's financial activities for the fiscal year ended June 30, 2008. The intent of this discussion and analysis is to look at the District's financial performance as a whole; notes to the basic financial statements and basic financial statements to enhance their understanding of the District's financial performance.

Financial Highlights

Key financial highlights for 2008 are as follows:

- In total, net assets of governmental activities increased \$6,451,706 which represents a 35.57% increase from 2007.
- General revenues accounted for \$55,366,076 in revenue or 78.66% of all revenues. Program specific revenues in the form of charges for services and sales, grants and contributions accounted for \$15,017,520 or 21.34% of total revenues of \$70,383,596.
- The District had \$63,931,890 in expenses related to governmental activities; only \$15,017,520 of these expenses was offset by program specific charges for services, grants or contributions. General revenues supporting governmental activities (primarily taxes and unrestricted grants and entitlements) of \$55,366,076 were adequate to provide for these programs.
- The District's major governmental funds include the general fund, debt service fund and building fund. The general fund had \$50,985,946 in revenues and \$48,214,039 in expenditures and other financing uses. During fiscal 2008, the general fund's fund balance increased \$2,771,907 from \$3,140,700 to \$5,912,607.
- The debt service fund had \$4,984,080 in revenues and \$4,972,786 in expenditures. During fiscal year 2008, the debt service fund's fund balance increased by \$11,294 from \$3,545,229 to \$3,556,523.
- The building fund had \$1,459,638 in revenues and other financing sources and \$19,245,989 in expenditures and other financing uses. During fiscal year 2008, the building fund's fund balance decreased \$17,786,351 from \$30,514,894 to \$12,728,543.

Using these Basic Financial Statements

This annual report consists of a series of financial statements and notes to those statements. These statements are organized so the reader can understand the District as a financial whole, an entire operating entity. The statements then proceed to provide an increasingly detailed look at specific financial activities.

The statement of net assets and statement of activities provide information about the activities of the whole District, presenting both an aggregate view of the District's finances and a longer-term view of those finances. Fund financial statements provide the next level of detail. For governmental funds, these statements tell how services were financed in the short-term as well as what remains for future spending. The fund financial statements also look at the District's most significant funds with all other nonmajor funds presented in total in one column. In the case of the District, the general fund is by far the most significant fund, and is among the governmental funds reported as major funds. The major funds also include the debt service fund and building fund.

**NEWARK CITY SCHOOL DISTRICT
LICKING COUNTY, OHIO**

MANAGEMENT'S DISCUSSION AND ANALYSIS
FOR THE FISCAL YEAR ENDED JUNE 30, 2008
(UNAUDITED)

Reporting the District as a Whole

Statement of Net Assets and the Statement of Activities

While this document contains the large number of funds used by the District to provide programs and activities, the view of the District as a whole looks at all financial transactions and asks the question, "How did we do financially during 2008?" The statement of net assets and statement of activities answer this question. These statements include all assets, liabilities, revenues and expenses using the accrual basis of accounting similar to the accounting used by most private-sector companies. The accrual basis of accounting will take into account all of the current year's revenues and expenses regardless of when cash is received or paid.

These two statements report the District's net assets and changes in those assets. This change in net assets is important because it tells the reader that, for the District as a whole, the financial position of the District has improved or diminished. The causes of this change may be the result of many factors, some financial, some not. Non-financial factors include the District's property tax base, current property tax laws in Ohio restricting revenue growth, facility conditions, required educational programs and other factors.

In the statement of net assets and statement of activities, the governmental activities include the District's programs and services, including instruction, support services, operation and maintenance, pupil transportation, extracurricular activities, operation of non-instructional services, and food service operations.

The statement of net assets and statement of activities can be found on pages 25-27, of this report.

Reporting the District's Most Significant Funds

Fund Financial Statements

The analysis of the District's major governmental funds begins on page 21. Fund financial reports provide detailed information about the District's major funds. The District uses many funds to account for a multitude of financial transactions. However, these fund financial statements focus on the District's most significant funds. The District's major funds are the general fund, debt service fund and building fund.

Governmental Funds

Most of the District's activities are reported in governmental funds, which focus on how money flows into and out of those funds and the balances left at year-end available for spending in future periods. These funds are reported using an accounting method called modified accrual accounting, which measures cash and all other financial assets that can readily be converted to cash. The governmental fund financial statements provide a detailed short-term view of the District's general government operations and the basic services it provides. Governmental fund information helps you determine whether there are more or fewer financial resources that can be spent in the near future to finance educational programs. The relationship (or differences) between governmental activities (reported in the statement of net assets and statement of activities) and governmental funds is reconciled in the basic financial statements. The basic governmental fund financial statements can be found on pages 28-31 and the budgetary statement for the general fund can be found on page 32.

**NEWARK CITY SCHOOL DISTRICT
LICKING COUNTY, OHIO**

MANAGEMENT'S DISCUSSION AND ANALYSIS
FOR THE FISCAL YEAR ENDED JUNE 30, 2008
(UNAUDITED)

Proprietary Funds

The District maintains only one type of proprietary fund. The internal service fund is an accounting device used to accumulate and allocate costs internally among the District's various functions. The District has an internal service fund to account for a self-insurance program which provides dental benefits to employees. The basic proprietary fund financial statements can be found on pages 33-35 of this report.

Fiduciary Funds

The District is the trustee, or fiduciary, for its scholarship programs. This activity is presented as a private-purpose trust fund. The District also acts in a trustee capacity as an agent for individuals. These activities are reported in an agency fund. All of the District's fiduciary activities are reported in separate statements of fiduciary net assets and changes in fiduciary net assets on pages 36 and 37. These activities are excluded from the District's other financial statements because the assets cannot be utilized by the District to finance its operations.

Notes to the Financial Statements

The notes provide additional information that is essential to a full understanding of the data provided in the government-wide and fund financial statements. These notes to the basic financial statements can be found on pages 38-79 of this report.

The District as a Whole

Recall that the statement of net assets provides the perspective of the District as a whole. A comparative analysis for government-wide financial statements using the full accrual basis of accounting is presented below.

	Governmental Activities	
	2008	2007
<u>Assets</u>		
Current assets	\$ 58,351,118	\$ 71,613,048
Capital assets, net	69,838,257	54,335,938
Total assets	128,189,375	125,948,986
<u>Liabilities</u>		
Current liabilities	27,948,651	29,824,621
Long-term liabilities	75,652,236	77,987,583
Total liabilities	103,600,887	107,812,204
<u>Net Assets</u>		
Invested in capital assets, net of related debt	17,859,087	16,214,383
Restricted	7,388,040	5,704,916
Unrestricted (deficit)	(658,639)	(3,782,517)
Total net assets	\$ 24,588,488	\$ 18,136,782

Over time, net assets can serve as a useful indicator of a government's financial position. At June 30, 2008, the District's assets exceeded liabilities by \$24,588,488.

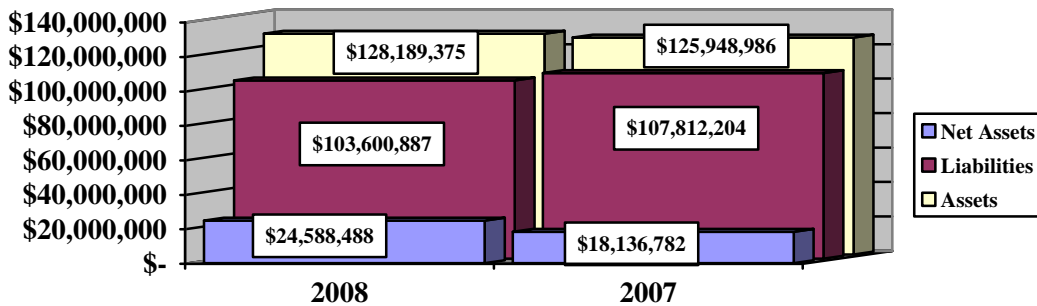
**NEWARK CITY SCHOOL DISTRICT
LICKING COUNTY, OHIO**

**MANAGEMENT'S DISCUSSION AND ANALYSIS
FOR THE FISCAL YEAR ENDED JUNE 30, 2008
(UNAUDITED)**

At year-end, capital assets represented 54.48% of total assets. Capital assets include land, land improvements, buildings and improvements, construction in progress, furniture and equipment and vehicles. Capital assets, net of related debt to acquire the assets at June 30, 2008, were \$17,859,087. These capital assets are used to provide services to the students and are not available for future spending. Although the District's investment in capital assets is reported net of related debt, it should be noted that the resources to repay the debt must be provided from other sources, since capital assets may not be used to liquidate these liabilities.

A portion of the District's net assets, \$7,388,040, represents resources that are subject to external restriction on how they may be used. The remaining balance of unrestricted net assets was a deficit of \$658,639. The table below illustrates the District's assets, liabilities and net assets at June 30, 2008 and 2007.

Governmental Activities



**NEWARK CITY SCHOOL DISTRICT
LICKING COUNTY, OHIO**

MANAGEMENT'S DISCUSSION AND ANALYSIS
FOR THE FISCAL YEAR ENDED JUNE 30, 2008
(UNAUDITED)

The table below shows the changes in net assets for governmental activities for fiscal year 2008 compared to fiscal year 2007.

	<u>Governmental Activities</u>	
	<u>2008</u>	<u>2007</u>
<u>Revenues</u>		
Program revenues:		
Charges for services and sales	\$ 2,384,763	\$ 2,099,130
Operating grants and contributions	12,507,193	10,398,668
Capital grants and contributions	125,564	48,266
General revenues:		
Property taxes	21,140,557	22,185,260
School district income taxes	8,297,755	7,874,278
Grants and entitlements	23,464,963	24,336,251
Investment earnings	1,911,762	3,351,578
Other	<u>551,039</u>	<u>110,902</u>
Total revenues	<u>70,383,596</u>	<u>70,404,333</u>
<u>Expenses</u>		
Program expenses:		
Instruction:		
Regular	26,612,336	28,134,111
Special	7,386,301	7,449,750
Vocational	491,686	1,041,165
Other	415,522	293,270
Support services:		
Pupil	3,165,276	3,100,714
Instructional staff	4,581,834	5,179,283
Board of Education	314,946	241,624
Administration	3,621,145	4,087,770
Fiscal	1,162,601	1,131,945
Business	601,678	564,398
Operations and maintenance	4,782,208	4,989,885
Pupil transportation	2,066,216	2,783,937
Central	1,254,625	829,579
Operation of non-instructional services:		
Food service operations	2,794,947	2,561,467
Other non-instructional services	81,174	150,136
Extracurricular activities	925,354	1,029,804
Intergovernmental pass through	539,949	639,407
Interest and fiscal charges	<u>3,134,092</u>	<u>3,192,382</u>
Total expenses	<u>63,931,890</u>	<u>67,400,627</u>
Changes in net assets	6,451,706	3,003,706
Net assets at beginning of year	<u>18,136,782</u>	<u>15,133,076</u>
Net assets at end of year	<u>\$ 24,588,488</u>	<u>\$ 18,136,782</u>

**NEWARK CITY SCHOOL DISTRICT
LICKING COUNTY, OHIO**

**MANAGEMENT'S DISCUSSION AND ANALYSIS
FOR THE FISCAL YEAR ENDED JUNE 30, 2008
(UNAUDITED)**

Governmental Activities

Net assets of the District's governmental activities increased \$6,451,706. Total governmental expenses of \$63,931,890 were offset by program revenues of \$15,017,520, and general revenues of \$55,366,076. Program revenues supported 23.49% of the total governmental expenses.

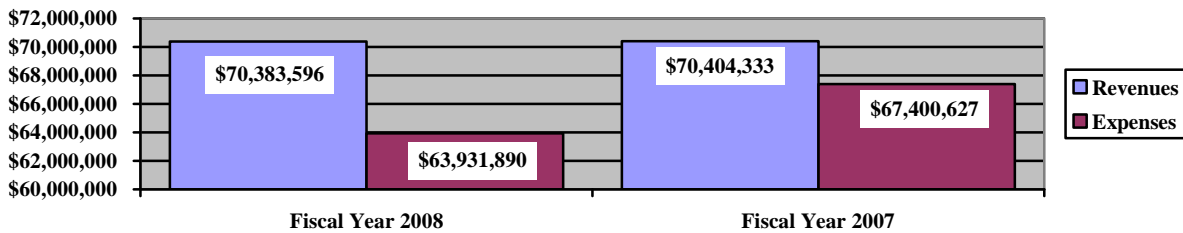
The primary sources of revenue for governmental activities are derived from property taxes, school district income taxes, and grants and entitlements. These three sources of revenue total \$52,903,275 and represent 75.16% of total governmental revenue. Real estate property is reappraised every six years. As a result of the latest reappraisal by Licking County in 2005, the District's tax valuation increased by 10.467% that year. With the increase in property valuation and the repeal of two property tax levies in 1998, the District is now operating at the 20 mill floor which is the state minimum required property tax funding for a school district's operations. Due to this, the District is able to receive the full advantage of property tax valuation increases.

Voters approved the school district income tax operating levy in November 1997. This levy, which generates approximately \$7.5 million per year, is expected to provide revenue for general fund operating expenses. Collections for fiscal year 2008 increased approximately 16.5% over fiscal year 2007 due to increased pressure to collect on delinquent accounts. An approximate decrease of 9.6% is expected for fiscal year 2009.

Voters approved a 5.9 mill property tax levy in November 2004. The District began receiving the tax revenues during fiscal year 2005. This levy is expected to provide for repayment of bonds which were issued during fiscal year 2005 in the amount of \$50,000,000 in order to fund the construction and renovation of school facilities. An additional \$20,000,000 in bonds was issued during fiscal year 2006 for the ongoing construction projects.

The graph below presents the District's governmental activities revenue and expenses for fiscal years 2008 and 2007.

Governmental Activities - Revenues and Expenses



The statement of activities shows the cost of program services and the charges for services and grants offsetting those services. The following table shows, for governmental activities, the total cost of services and the net cost of services for 2008 compared to 2007. That is, it identifies the cost of these services supported by tax revenue and unrestricted State grants and entitlements.

**NEWARK CITY SCHOOL DISTRICT
LICKING COUNTY, OHIO**

MANAGEMENT'S DISCUSSION AND ANALYSIS
FOR THE FISCAL YEAR ENDED JUNE 30, 2008
(UNAUDITED)

	Governmental Activities			
	Total Cost of Services	Net Cost of Services	Total Cost of Services	Net Cost of Services
	<u>2008</u>	<u>2008</u>	<u>2007</u>	<u>2007</u>
Program expenses:				
Instruction:				
Regular	\$ 26,612,336	\$ 23,716,041	\$ 28,134,111	\$ 24,713,198
Special	7,386,301	2,927,056	7,449,750	5,049,661
Vocational	491,686	418,877	1,041,165	891,028
Other	415,522	153,450	293,270	160,376
Support services:				
Pupil	3,165,276	2,745,530	3,100,714	2,945,160
Instructional staff	4,581,834	2,522,874	5,179,283	3,270,192
Board of Education	314,946	314,946	241,624	241,624
Administration	3,621,145	3,393,675	4,087,770	3,830,964
Fiscal	1,162,601	1,120,267	1,131,945	1,092,065
Business	601,678	601,678	564,398	564,398
Operations and maintenance	4,782,208	4,766,531	4,989,885	4,985,511
Pupil transportation	2,066,216	1,691,628	2,783,937	2,521,298
Central	1,254,625	1,203,319	829,579	682,386
Operation of non-instructional services:				
Food service operations	2,794,947	(139,067)	2,561,467	(41,175)
Other non-instructional services	81,174	7,052	150,136	41,461
Extracurricular activities	925,354	378,321	1,029,804	654,638
Intergovernmental pass through	539,949	(41,900)	639,407	59,396
Interest and fiscal charges	<u>3,134,092</u>	<u>3,134,092</u>	<u>3,192,382</u>	<u>3,192,382</u>
Total expenses	<u>\$ 63,931,890</u>	<u>\$ 48,914,370</u>	<u>\$ 67,400,627</u>	<u>\$ 54,854,563</u>

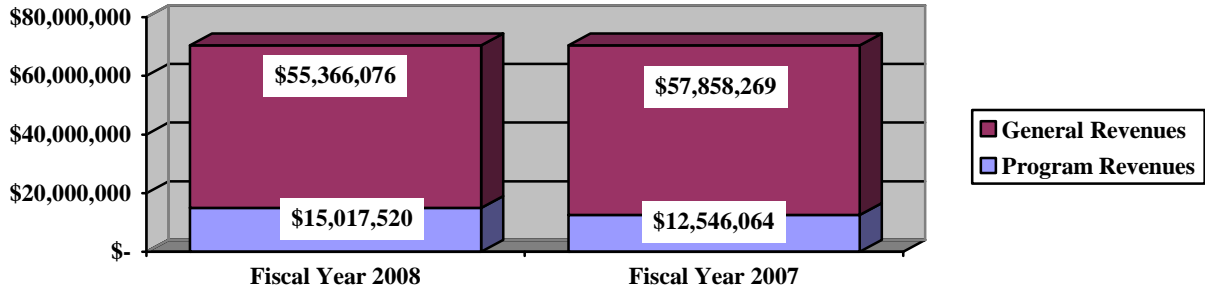
The dependence upon tax and other general revenues for governmental activities is apparent, 77.97% of instruction activities, which total \$34,905,845, are supported through taxes and other general revenues. For all governmental activities, general revenue support is 76.51%. The District's taxpayers, as a whole, are by far the primary support for the District's students.

**NEWARK CITY SCHOOL DISTRICT
LICKING COUNTY, OHIO**

MANAGEMENT'S DISCUSSION AND ANALYSIS
FOR THE FISCAL YEAR ENDED JUNE 30, 2008
(UNAUDITED)

The graph below presents the District's general and program revenues for fiscal years 2008 and 2007.

Governmental Activities - General and Program Revenues



The District's Funds

The District's governmental funds (as presented on the balance sheet on page 17) reported a combined fund balance of \$28,083,078, which is less than last year's total of \$39,373,950. The significant decrease can primarily be attributed to the expenditures made during fiscal year 2008 for construction projects. The schedule below indicates the fund balance and the total change in fund balance as of June 30, 2008 and 2007.

	<u>Fund Balance June 30, 2008</u>	<u>Fund Balance June 30, 2007</u>	<u>Increase (Decrease)</u>
General	\$ 5,912,607	\$ 3,140,700	\$ 2,771,907
Debt Service	3,556,523	3,545,229	11,294
Building	12,728,543	30,514,894	(17,786,351)
Other Governmental	5,885,405	2,173,127	3,712,278
Total	<u>\$ 28,083,078</u>	<u>\$ 39,373,950</u>	<u>\$ (11,290,872)</u>

General Fund

The District's general fund balance increased \$2,771,907. The increase in fund balance can be attributed to the expenditures decreasing while revenues remained steady. Specifically the District's budget is 85% personnel related. The District has been reducing positions through attrition with an eye towards minimal educational impact. The table that follows assists in illustrating the financial activities and fund balance of the general fund.

	<u>2008 Amount</u>	<u>2007 Amount</u>	<u>Percentage Change</u>
<u>Revenues</u>			
Taxes	\$ 23,465,061	\$ 23,563,407	(0.42) %
Tuition	436,338	531,753	(17.94) %
Earnings on investments	725,459	942,702	(23.04) %
Intergovernmental	25,196,797	25,948,851	(2.90) %
Other revenues	<u>1,162,291</u>	<u>366,754</u>	216.91 %
Total	<u>\$ 50,985,946</u>	<u>\$ 51,353,467</u>	(0.72) %

**NEWARK CITY SCHOOL DISTRICT
LICKING COUNTY, OHIO**

MANAGEMENT'S DISCUSSION AND ANALYSIS
FOR THE FISCAL YEAR ENDED JUNE 30, 2008
(UNAUDITED)

	<u>2008</u> Amount	<u>2007</u> Amount	<u>Percentage</u> <u>Change</u>
<u>Expenditures</u>			
Instruction	\$ 29,395,391	\$ 32,701,573	(10.11) %
Support services	18,083,482	18,990,951	(4.78) %
Operation of non-instructional services	256	900	(71.56) %
Extracurricular activities	<u>649,910</u>	<u>700,719</u>	(7.25) %
Total	<u>\$ 48,129,039</u>	<u>\$ 52,394,143</u>	(8.14) %

The decrease in earnings on investments was due to decreases in investable balances. The decrease in tuition is due to a decrease in open enrollment students. Overall, total revenues remained consistent with the previous year. In total, the overall decrease in expenditures was significant in the general fund. Expenditures were controlled primarily through reducing staff through attrition.

Debt Service Fund

The District's debt service fund balance increased \$11,294. The increase is due to an increase in tax revenues.

Building Fund

The District's building fund balance decreased \$17,786,351. The building construction projects are being recorded in this fund, which received the proceeds from debt issuance in previous years. Construction projects are recorded as construction in progress at June 30, 2008, and those projects are expected to be completed during fiscal year 2009.

General Fund Budgeting Highlights

The District's budget is prepared according to Ohio law and is based on accounting for certain transactions on a basis of cash receipts, disbursements and encumbrances. The most significant budgeted fund is the general fund.

During the course of fiscal year 2008, the original and final budgeted revenues and other financing sources were \$51,856,615 and \$51,517,976, respectively. Actual revenues and other financing sources for fiscal year 2008 were \$51,501,330. Actual revenues and other financing sources were \$16,646 lower than final budgeted revenues.

General fund original appropriations (appropriated expenditures plus other financing uses) of \$50,385,078 were increased to \$50,978,078 in the final budget. The actual budget basis expenditures and other financing uses for fiscal year 2008 totaled \$49,951,166, which was \$1,026,912 lower than the final budget appropriations.

Capital Assets and Debt Administration

Capital Assets

At the end of fiscal 2008, the District had \$69,838,257 invested in land, land improvements, buildings and improvements, construction in progress, furniture and equipment, and vehicles. This entire amount is reported in governmental activities.

**NEWARK CITY SCHOOL DISTRICT
LICKING COUNTY, OHIO**

MANAGEMENT'S DISCUSSION AND ANALYSIS
FOR THE FISCAL YEAR ENDED JUNE 30, 2008
(UNAUDITED)

The following table shows fiscal 2008 balances compared to 2007:

	Capital Assets at June 30	
	(Net of Depreciation)	
	<u>Governmental Activities</u>	
	<u>2008</u>	<u>2007</u>
Land	\$ 1,712,273	\$ 1,706,908
Land improvements	101,368	133,028
Building and improvements	4,793,956	4,632,149
Furniture and equipment	1,397,594	1,584,682
Vehicles	1,546,279	1,758,447
Construction in progress	<u>60,286,787</u>	<u>44,520,724</u>
Total	<u>\$ 69,838,257</u>	<u>\$ 54,335,938</u>

Total additions to capital assets for 2008 were \$17,213,582, and total disposals were \$607,234 (net of accumulated depreciation). Depreciation recorded for the fiscal year totaled \$1,104,029. The overall increase in capital assets of \$15,502,319 is primarily due to the District's construction of new buildings and renovations of existing buildings using the school improvement bonds issued during a previous fiscal year as well as some improvements funded by the tax anticipation notes received during fiscal year 2007.

See Note 8 to the basic financial statements for further details on the District's capital assets.

Debt Administration

At June 30, 2008, the District had \$71,617,734 in general obligation bonds, \$330,000 in tax anticipation notes and \$119,760 in capital lease obligations outstanding. Of this total, \$2,309,760 is due within one year and \$69,757,734 is due in greater than one year. The following table summarizes the bonds, notes and lease obligations outstanding at June 30, 2008 and 2007.

	Outstanding Debt, at Year End	
	Governmental	Governmental
	Activities	Activities
	<u>2008</u>	<u>2007</u>
General obligation bonds:		
Library improvement	\$ 5,667,734	\$ 5,922,424
School improvement	65,950,000	67,460,000
Tax anticipation notes	330,000	841,037
Capital lease obligations	<u>119,760</u>	<u>256,906</u>
Total	<u>\$ 72,067,494</u>	<u>\$ 74,480,367</u>

In 1998, the District passed a 0.81 mill tax levy, providing for facility improvements and additions to the District's public library, and during fiscal year 2006 the District refunded a portion of the library bonds by issuing new bonds in the amount of \$5,414,998. The general obligation bonds are scheduled to mature in fiscal year 2023 and bear an interest rate of 3.15% to 5.0%.

**NEWARK CITY SCHOOL DISTRICT
LICKING COUNTY, OHIO**

**MANAGEMENT'S DISCUSSION AND ANALYSIS
FOR THE FISCAL YEAR ENDED JUNE 30, 2008
(UNAUDITED)**

During fiscal year 2004 the District passed a 5.9 mill tax levy for a bond issue of \$50,000,000 and during fiscal year 2006 issued \$20,000,000 in additional bonds which will be used for the construction and renovation of school facilities. The series 2005 bonds mature in fiscal year 2033 and have interest rates varying from 3% to 4.375%. The series 2006 bonds mature in fiscal year 2034 and have interest rates varying from 3.50% to 5.00%.

At June 30, 2008, the District's overall legal debt margin was \$2,319,960 with an unvoted debt margin of \$781,316.

See Note 10 to the basic financial statements for further detail on the District's long-term obligations.

Economic Conditions and Outlook

As the preceding information shows, the District relies heavily upon grants and entitlements, property taxes and school district income taxes. The current tax revenue, along with the District's cash balance, is projected (based on the October 2008 five year forecast that can be found on the Ohio Department of Education's website) to provide the District with the necessary funds to meet its operating expenses through fiscal year 2011. The District cash balance is expected to be depleted by the end of fiscal year 2012. This was made possible by the Board adopting \$5.1 million in expenditure cuts for fiscal year 2008 after the defeat of a new operating levy in November 2006. The future financial stability is not without challenges.

The first challenge facing the District is fluctuating enrollment. In the past, three-year averaging of enrollment was employed in the state school funding formula to temper drastic declines in state revenue. Any decline in enrollment will result in immediate reductions in state funding. Enrollment was down by 89 funded students for fiscal year 2008. Fiscal year 2009 enrollment is expected to remain at fiscal year 2008 levels or decrease slightly.

Another challenge facing the District is the future of state funding. The State of Ohio currently is experiencing budget problems as the growth of expenditures is far exceeding the growth in revenues. With the State's budget difficulties, the District is unable to determine what effect this will have on its future State funding and on its financial operations.

In conclusion, the District for the short term is in better shape because of the \$5.1 million in cuts made in fiscal year 2008. The District's income tax renewal levy was successful in May 2007 for an additional five years. However, the District's new emergency operating levies for 4.5 mills on November 6, 2007 and 9.5 mills on August 5, 2008 were not successful. A 7.7 mil new emergency operating levy has been placed on the November 4, 2008 ballot. The District will continue to look at ways to increase revenues or contain expenditures. No additional cuts are planned at this time.

Contacting the District's Financial Management

This financial report is designed to provide our citizens, taxpayers, investors and creditors with a general overview of the District's finances and to show the District's accountability for the money it receives. If you have questions about this report or need additional financial information, contact Ms. Julie Taylor, Treasurer at Newark City School District, 85 East Main Street, Newark, Ohio 43055.

THIS PAGE IS INTENTIONALLY LEFT BLANK

**BASIC
FINANCIAL STATEMENTS**

THIS PAGE IS INTENTIONALLY LEFT BLANK

**NEWARK CITY SCHOOL DISTRICT
LICKING COUNTY, OHIO**

STATEMENT OF NET ASSETS
JUNE 30, 2008

	<u>Primary Government</u>	<u>Component Units</u>	
	<u>Governmental Activities</u>	<u>Newark Digital Academy</u>	<u>Par Excellence Academy</u>
Assets:			
Equity in pooled cash and cash equivalents.	\$ 20,206,235	\$ 178,629	\$ 52,390
Investments	11,869,367	-	-
Receivables:			
Property taxes	21,417,789	-	-
School district income taxes	3,066,609	-	-
Accounts	2,320	-	-
Intergovernmental	1,202,380	-	23,818
Accrued interest	173,869	-	-
Prepayments	52,547	191	-
Materials and supplies inventory	31,232	-	-
Unamortized bond issuance costs	328,770	-	-
Capital assets:			
Land and construction-in-progress.	61,999,060	-	-
Depreciable capital assets, net	7,839,197	62,184	83,356
Total capital assets, net	<u>69,838,257</u>	<u>62,184</u>	<u>83,356</u>
Total assets.	<u>128,189,375</u>	<u>241,004</u>	<u>159,564</u>
Liabilities:			
Accounts payable.	222,860	14,019	32,413
Contracts payable.	742,766	-	-
Retainage payable.	581,600	-	-
Accrued wages and benefits	5,002,613	2,796	51,375
Pension obligation payable.	1,392,079	3,139	12,915
Intergovernmental payable	448,545	-	1,118
Accrued interest payable	257,011	-	-
Claims payable	28,600	-	-
Loan payable.	-	-	21,601
Unearned revenue	19,272,577	-	-
Long-term liabilities:			
Due within one year.	2,866,941	-	-
Due in more than one year	72,785,295	-	855
Total liabilities	<u>103,600,887</u>	<u>19,954</u>	<u>120,277</u>
Net Assets:			
Invested in capital assets, net of related debt.	17,859,087	62,184	83,356
Restricted for:			
Capital projects	2,922,276	-	-
Debt service.	3,496,968	-	-
Locally funded progams.	75,831	-	-
State funded progams	76,865	-	408
Federally funded progams.	280,820	-	3,863
Student activities.	158,105	-	-
Public school support	94,386	-	-
Other purposes	282,789	-	278
Unrestricted (deficit)	<u>(658,639)</u>	<u>158,866</u>	<u>(48,618)</u>
Total net assets	<u>\$ 24,588,488</u>	<u>\$ 221,050</u>	<u>\$ 39,287</u>

SEE ACCOMPANYING NOTES TO THE BASIC FINANCIAL STATEMENTS

**NEWARK CITY SCHOOL DISTRICT
LICKING COUNTY, OHIO**

STATEMENT OF ACTIVITIES
FOR THE FISCAL YEAR ENDED JUNE 30, 2008

	Expenses	Program Revenues		
		Charges for Services and Sales	Operating Grants and Contributions	Capital Grants and Contributions
Governmental activities:				
Instruction:				
Regular	\$ 26,612,336	\$ 571,523	\$ 2,324,772	\$ -
Special	7,386,301	68,485	4,390,760	-
Vocational	491,686	-	72,809	-
Other	415,522	-	262,072	-
Support services:				
Pupil.	3,165,276	-	419,746	-
Instructional staff	4,581,834	-	2,058,960	-
Board of education.	314,946	-	-	-
Administration.	3,621,145	-	227,470	-
Fiscal.	1,162,601	24,387	17,947	-
Business.	601,678	-	-	-
Operations and maintenance	4,782,208	4,993	10,684	-
Pupil transportation.	2,066,216	121,473	234,751	18,364
Central	1,254,625	-	51,306	-
Operation of non-instructional services:				
Food service operations	2,794,947	1,135,897	1,798,117	-
Other non-instructional services.	81,174	46,957	27,165	-
Extracurricular activities.	925,354	411,048	28,785	107,200
Intergovernmental pass through	539,949	-	581,849	-
Interest and fiscal charges	3,134,092	-	-	-
Totals	\$ 63,931,890	\$ 2,384,763	\$ 12,507,193	\$ 125,564
Component Units:				
Newark Digital Academy	\$ 487,308	\$ -	\$ 45,399	\$ -
Par Excellence Academy.	713,767	-	226,874	-
Total component units.	\$ 1,201,075	\$ -	\$ 272,273	\$ -

General Revenues:

Property taxes levied for:
General purposes
Debt service.
Capital outlay
School district income taxes.
Grants and entitlements not restricted to specific programs.
Investment earnings
Miscellaneous
Total general revenues.
Change in net assets.
Net assets at beginning of year
Net assets at end of year.

SEE ACCOMPANYING NOTES TO THE BASIC FINANCIAL STATEMENTS

**Net (Expense) Revenue and
Changes in Net Assets**

Primary Government	Component Units	
Governmental Activities	Newark Digital Academy	Par Excellence Academy
\$ (23,716,041)	\$ -	\$ -
(2,927,056)	-	-
(418,877)	-	-
(153,450)	-	-
(2,745,530)	-	-
(2,522,874)	-	-
(314,946)	-	-
(3,393,675)	-	-
(1,120,267)	-	-
(601,678)	-	-
(4,766,531)	-	-
(1,691,628)	-	-
(1,203,319)	-	-
139,067	-	-
(7,052)	-	-
(378,321)	-	-
41,900	-	-
(3,134,092)	-	-
(48,914,370)	-	-
-	(441,909)	-
-	-	(486,893)
-	(441,909)	(486,893)
15,244,558	-	-
4,432,573	-	-
1,463,426	-	-
8,297,755	-	-
23,464,963	534,750	491,958
1,911,762	1,299	-
551,039	-	20,475
55,366,076	536,049	512,433
6,451,706	94,140	25,540
18,136,782	126,910	13,747
\$ 24,588,488	\$ 221,050	\$ 39,287

**NEWARK CITY SCHOOL DISTRICT
LICKING COUNTY, OHIO**

BALANCE SHEET
GOVERNMENTAL FUNDS
JUNE 30, 2008

	<u>General</u>	<u>Debt Service</u>	<u>Building</u>	<u>Other Governmental Funds</u>	<u>Total Governmental Funds</u>
Assets:					
Equity in pooled cash and cash equivalents	\$ 7,580,164	\$ 3,305,439	\$ 5,421,541	\$ 3,453,209	\$ 19,760,353
Investments	-	-	8,560,116	3,309,251	11,869,367
Receivables:					
Property taxes	15,432,892	4,504,401	-	1,480,496	21,417,789
School district income tax	3,066,609	-	-	-	3,066,609
Accounts	2,192	-	-	128	2,320
Intergovernmental	73,617	-	-	1,128,763	1,202,380
Accrued interest	47,650	-	126,219	-	173,869
Interfund loans	74,691	-	-	-	74,691
Prepayments	50,349	-	-	2,198	52,547
Materials and supplies inventory	-	-	-	31,232	31,232
Restricted assets:					
Equity in pooled cash and cash equivalents	282,789	-	-	-	282,789
Total assets	\$ 26,610,953	\$ 7,809,840	\$ 14,107,876	\$ 9,405,277	\$ 57,933,946
Liabilities:					
Accounts payable	\$ 166,599	\$ -	\$ 4,594	\$ 51,667	\$ 222,860
Contracts payable	-	-	735,124	7,642	742,766
Retainage payable	-	-	581,600	-	581,600
Accrued wages and benefits	4,119,283	-	-	883,330	5,002,613
Compensated absences payable	318,925	-	-	5,512	324,437
Pension obligation payable	1,104,807	-	-	287,272	1,392,079
Intergovernmental payable	390,685	1,101	-	56,759	448,545
Interfund loan payable	-	-	-	74,691	74,691
Deferred revenue	714,084	197,456	58,015	819,145	1,788,700
Unearned revenue	13,883,963	4,054,760	-	1,333,854	19,272,577
Total liabilities	20,698,346	4,253,317	1,379,333	3,519,872	29,850,868
Fund Balances:					
Reserved for encumbrances	596,296	-	9,888,614	371,053	10,855,963
Reserved for debt service	-	3,322,423	-	-	3,322,423
Reserved for BWC refunds	264,425	-	-	-	264,425
Reserved for school bus purchases	18,364	-	-	-	18,364
Reserved for materials and supplies inventory	-	-	-	31,232	31,232
Reserved for property tax unavailable for appropriation	780,500	234,100	-	74,440	1,089,040
Reserved for prepayments	50,349	-	-	2,198	52,547
Unreserved:					
Designated for budget stabilization	669,981	-	-	-	669,981
Undesignated, reported in:					
General fund	3,532,692	-	-	-	3,532,692
Special revenue funds	-	-	-	609,719	609,719
Capital projects funds	-	-	2,839,929	4,796,763	7,636,692
Total fund balances	5,912,607	3,556,523	12,728,543	5,885,405	28,083,078
Total liabilities and fund balances	\$ 26,610,953	\$ 7,809,840	\$ 14,107,876	\$ 9,405,277	\$ 57,933,946

SEE ACCOMPANYING NOTES TO THE BASIC FINANCIAL STATEMENTS

**NEWARK CITY SCHOOL DISTRICT
LICKING COUNTY, OHIO**

RECONCILIATION OF TOTAL GOVERNMENTAL FUND BALANCES TO
NET ASSETS OF GOVERNMENTAL ACTIVITIES
JUNE 30, 2008

Total governmental fund balances		\$	28,083,078
<i>Amounts reported for governmental activities on the statement of net assets are different because:</i>			
Capital assets used in governmental activities are not financial resources and therefore are not reported in the funds.			69,838,257
Other long-term assets are not available to pay for current-period expenditures and therefore are deferred in the funds.			
Delinquent property taxes	\$	946,801	
Intergovernmental		755,615	
Accrued interest		86,284	
Total		1,788,700	1,788,700
An internal service fund is used by management to charge the costs of dental insurance to individual funds. The assets and liabilities of the internal service fund are included in governmental activities on the statement of net assets.			134,493
Unamortized deferred charges are not recognized in the funds.			171,809
Unamortized bond issuance costs are not recognized in the funds.			328,770
Unamortized premiums on bond issuances are not recognized in the funds.			(985,568)
In the statement of activities interest is accrued on outstanding bonds, whereas in governmental funds, interest expenditures are reported when due.			(257,011)
Long-term liabilities, including bonds payable, are not due and payable in the current period and therefore are not reported in the funds.			
General obligation bonds		(71,617,734)	
Tax anticipation notes		(330,000)	
Compensated absences		(2,446,546)	
Capital lease obligation		(119,760)	
Total		(74,514,040)	(74,514,040)
Net assets of governmental activities		\$	24,588,488

SEE ACCOMPANYING NOTES TO THE BASIC FINANCIAL STATEMENTS

**NEWARK CITY SCHOOL DISTRICT
LICKING COUNTY, OHIO**

STATEMENT OF REVENUES, EXPENDITURES AND CHANGES IN FUND BALANCES
GOVERNMENTAL FUNDS
FOR THE FISCAL YEAR ENDED JUNE 30, 2008

	General	Debt Service	Building	Other Governmental Funds	Total Governmental Funds
Revenues:					
From local sources:					
Taxes	\$ 23,465,061	\$ 4,407,555	\$ -	\$ 1,456,715	\$ 29,329,331
Tuition	436,338	-	-	-	436,338
Transportation fees	121,473	-	-	-	121,473
Charges for services	-	-	-	1,135,897	1,135,897
Earnings on investments	725,459	-	1,411,625	52,110	2,189,194
Extracurricular	222,769	-	-	216,583	439,352
Classroom materials and fees	175,530	-	-	-	175,530
Other local revenues	642,519	-	-	134,296	776,815
Intergovernmental - intermediate	-	-	-	12,000	12,000
Intergovernmental - state	25,189,595	576,525	-	3,240,740	29,006,860
Intergovernmental - federal	7,202	-	-	6,698,334	6,705,536
Total revenues	50,985,946	4,984,080	1,411,625	12,946,675	70,328,326
Expenditures:					
Current:					
Instruction:					
Regular	23,600,158	-	-	2,505,667	26,105,825
Special	5,190,357	-	-	2,143,330	7,333,687
Vocational	474,685	-	-	-	474,685
Other	130,191	-	-	279,774	409,965
Support Services:					
Pupil	2,818,776	-	-	323,403	3,142,179
Instructional staff	2,445,018	-	-	2,143,258	4,588,276
Board of education	314,946	-	-	-	314,946
Administration	3,293,663	-	-	240,228	3,533,891
Fiscal	1,028,317	80,487	-	54,521	1,163,325
Business	530,976	-	-	2,919	533,895
Operations and maintenance	4,972,319	-	-	213,208	5,185,527
Pupil transportation	1,767,290	-	-	55,345	1,822,635
Central	937,177	-	-	293,107	1,230,284
Operation of non-instructional services:					
Food service operations	-	-	-	2,739,353	2,739,353
Other non-instructional services	256	-	-	77,049	77,305
Extracurricular activities	649,910	-	-	228,790	878,700
Intergovernmental pass through	-	-	-	523,960	523,960
Facilities acquisition and construction	-	-	15,950,828	458,840	16,409,668
Debt service:					
Principal retirement	-	1,795,000	-	648,183	2,443,183
Interest and fiscal charges	-	3,097,299	-	42,061	3,139,360
Total expenditures	48,154,039	4,972,786	15,950,828	12,972,996	82,050,649
Excess (deficiency) of revenues over (under) expenditures	2,831,907	11,294	(14,539,203)	(26,321)	(11,722,323)
Other financing sources (uses):					
Transfers in	-	-	-	3,355,161	3,355,161
Transfers (out)	(60,000)	-	(3,295,161)	-	(3,355,161)
Insurance proceeds	-	-	40,013	-	40,013
Sale of capital assets	-	-	8,000	390,000	398,000
Total other financing sources (uses)	(60,000)	-	(3,247,148)	3,745,161	438,013
Net change in fund balances	2,771,907	11,294	(17,786,351)	3,718,840	(11,284,310)
Fund balances at beginning of year	3,140,700	3,545,229	30,514,894	2,173,127	39,373,950
Decrease in reserve for inventory	-	-	-	(6,562)	(6,562)
Fund balances at end of year	\$ 5,912,607	\$ 3,556,523	\$ 12,728,543	\$ 5,885,405	\$ 28,083,078

SEE ACCOMPANYING NOTES TO THE BASIC FINANCIAL STATEMENTS

**NEWARK CITY SCHOOL DISTRICT
LICKING COUNTY, OHIO**

RECONCILIATION OF THE STATEMENT OF REVENUES, EXPENDITURES
AND CHANGES IN FUND BALANCES OF GOVERNMENTAL FUNDS
TO THE STATEMENT OF ACTIVITIES
FOR THE FISCAL YEAR ENDED JUNE 30, 2008

Net change in fund balances - total governmental funds \$ (11,284,310)

*Amounts reported for governmental activities in the
statement of activities are different because:*

Government funds report capital outlays as expenditures. However, in the statement of activities, the cost of those assets are allocated over their estimated useful lives as depreciation expense. This is the amount by which capital outlays exceeded depreciation in the current period.

Capital asset additions	\$ 17,213,582	
Current year depreciation	(1,104,029)	
Total		16,109,553

Governmental funds only report the disposal of capital assets to the extent proceeds are received from the sale. In the statement of activities, a gain or loss is reported for each disposal.

(607,234)

Revenues in the statement of activities that do not provide current financial resources are not reported as revenues in the funds.

Delinquent property taxes	108,981	
Intergovernmental	80,312	
Accrued interest	(239,412)	
Accounts receivable	(1,811)	
Total		(51,930)

Governmental funds report expenditures for inventory when purchased. However, in the statement of activities they are reported as an expense when consumed.

(6,562)

Repayment of long-term debt, including bonds and capital leases, is an expenditure in the governmental funds, but the repayment reduces long-term liabilities on the statement net assets.

2,443,183

In the statement of activities, interest is accrued on outstanding bonds, whereas in governmental funds, an interest expenditure is reported when due. The following items resulted in less interest being reported on the statement of activities:

Decrease in accrued interest payable	15,682	
Accreted interest on "capital appreciation" bonds	(30,310)	
Amortization of bond issuance costs	(15,944)	
Amortization on bond premiums	47,621	
Amortization of deferred charge on refunding	(11,781)	
Total		5,268

Some expenses, such as compensated absences, reported in the statement of activities do not require the use of financial resources and therefore are not reported as expenditures in the governmental funds.

(124,058)

The internal service funds used by management to charge the costs of a dental self-insurance program, is not reported in the district-wide statement of activities. Governmental fund expenditures and the related internal service fund revenues are eliminated. The net revenue of the internal service funds are allocated among the governmental activities.

(32,204)

Change in net assets of governmental activities \$ 6,451,706

SEE ACCOMPANYING NOTES TO THE BASIC FINANCIAL STATEMENTS

**NEWARK CITY SCHOOL DISTRICT
LICKING COUNTY, OHIO**

STATEMENT OF REVENUES, EXPENDITURES AND CHANGES IN
FUND BALANCE - BUDGET AND ACTUAL (NON-GAAP BUDGETARY BASIS)
GENERAL FUND
FOR THE FISCAL YEAR ENDED JUNE 30, 2008

	<u>Budgeted Amounts</u>			Variance with Final Budget Positive (Negative)
	<u>Original</u>	<u>Final</u>	<u>Actual</u>	
Revenues:				
From local sources:				
Taxes	\$ 23,922,620	\$ 23,766,398	\$ 23,758,719	\$ (7,679)
Tuition	439,348	436,479	436,338	(141)
Transportation fees	121,346	120,554	120,515	(39)
Earnings on investments	794,574	789,385	789,130	(255)
Extracurricular	224,306	222,841	222,769	(72)
Classroom materials and fees.	168,122	167,024	166,970	(54)
Other local revenue.	616,789	612,761	612,563	(198)
Intergovernmental-state	25,374,057	25,208,357	25,200,212	(8,145)
Intergovernmental-federal	4,343	4,314	4,313	(1)
Total revenues	<u>51,665,505</u>	<u>51,328,113</u>	<u>51,311,529</u>	<u>(16,584)</u>
Expenditures:				
Salaries and wages	31,023,509	30,923,509	30,312,478	611,031
Fringe benefits	9,710,173	9,710,090	9,586,402	123,688
Purchased services	6,740,842	7,340,842	7,223,098	117,744
Supplies and materials	1,979,404	1,909,404	1,807,554	101,850
Capital outlay	5,000	98,000	20,948	77,052
Other	851,150	861,233	865,995	(4,762)
Total expenditures	<u>50,310,078</u>	<u>50,843,078</u>	<u>49,816,475</u>	<u>1,026,603</u>
Excess of revenues over expenditures	<u>1,355,427</u>	<u>485,035</u>	<u>1,495,054</u>	<u>1,010,019</u>
Other financing sources (uses):				
Refund of prior year expenditures	103,028	102,355	77,322	(25,033)
Sale of assets	26,594	26,421	26,412	(9)
Transfers (out)	-	(60,000)	(60,000)	-
Advances in	61,488	61,087	86,067	24,980
Advances (out).	(75,000)	(75,000)	(74,691)	309
Total other financing sources (uses)	<u>116,110</u>	<u>54,863</u>	<u>55,110</u>	<u>247</u>
Net change in fund balance.	1,471,537	539,898	1,550,164	1,010,266
Fund balance at beginning of year	4,842,695	4,842,695	4,842,695	-
Prior year encumbrances appropriated	628,815	628,815	628,815	-
Fund balance at end of year	<u>\$ 6,943,047</u>	<u>\$ 6,011,408</u>	<u>\$ 7,021,674</u>	<u>\$ 1,010,266</u>

SEE ACCOMPANYING NOTES TO THE BASIC FINANCIAL STATEMENTS

**NEWARK CITY SCHOOL DISTRICT
LICKING COUNTY, OHIO**

STATEMENT OF NET ASSETS
PROPRIETARY FUND
JUNE 30, 2008

	Governmental Activities - Internal Service Fund
Assets:	
Equity in pooled cash and cash equivalents	\$ 163,093
Total assets.	<u>163,093</u>
Liabilities:	
Claims payable	<u>28,600</u>
Total liabilities	<u>28,600</u>
Net assets:	
Unrestricted.	<u>134,493</u>
Total net assets	<u>\$ 134,493</u>

SEE ACCOMPANYING NOTES TO THE BASIC FINANCIAL STATEMENTS

**NEWARK CITY SCHOOL DISTRICT
LICKING COUNTY, OHIO**

STATEMENT OF REVENUES, EXPENSES AND
CHANGES IN NET ASSETS
PROPRIETARY FUND
FOR THE FISCAL YEAR ENDED JUNE 30, 2008

	Governmental Activities - Internal Service Fund
Operating revenues:	
Charges for services.	\$ 503,850
Total operating revenues	503,850
Operating expenses:	
Purchased services.	46,631
Claims	489,423
Total operating expenses	536,054
Operating loss and change in net assets	(32,204)
Net assets at beginning of year	166,697
Net assets at end of year.	\$ 134,493

SEE ACCOMPANYING NOTES TO THE BASIC FINANCIAL STATEMENTS

**NEWARK CITY SCHOOL DISTRICT
LICKING COUNTY, OHIO**

STATEMENT OF CASH FLOWS
PROPRIETARY FUND
FOR THE FISCAL YEAR ENDED JUNE 30, 2008

	Governmental Activities - Internal Service Fund
Cash flows from operating activities:	
Cash receipts from charges for services	\$ 503,850
Cash payments for purchased services	(46,631)
Cash payments for claims	<u>(498,449)</u>
Net cash used in operating activities	(41,230)
Cash and cash equivalents at beginning of year . . .	<u>204,323</u>
Cash and cash equivalents at end of year.	<u><u>\$ 163,093</u></u>
Reconciliation of operating loss to net cash used in operating activities:	
Operating loss	\$ (32,204)
Changes in assets and liabilities:	
Decrease in claims payable.	<u>(9,026)</u>
Net cash used in operating activities	<u><u>\$ (41,230)</u></u>

SEE ACCOMPANYING NOTES TO THE BASIC FINANCIAL STATEMENTS

**NEWARK CITY SCHOOL DISTRICT
LICKING COUNTY, OHIO**

STATEMENT OF FIDUCIARY NET ASSETS
FIDUCIARY FUNDS
JUNE 30, 2008

	Private-Purpose Trust	
	Scholarship	Agency
Assets:		
Equity in pooled cash and cash equivalents	\$ 54,001	\$ 46,973
Total assets.	54,001	\$ 46,973
Liabilities:		
Accounts payable.	-	\$ 436
Due to students	-	46,537
Total liabilities	-	\$ 46,973
Net Assets:		
Held in trust for scholarships	54,001	
Total net assets	\$ 54,001	

SEE ACCOMPANYING NOTES TO THE BASIC FINANCIAL STATEMENTS

**NEWARK CITY SCHOOL DISTRICT
LICKING COUNTY, OHIO**

STATEMENT OF CHANGES IN FIDUCIARY NET ASSETS
FIDUCIARY FUND
FOR THE FISCAL YEAR ENDED JUNE 30, 2008

	Private-Purpose Trust
	Scholarship
Additions:	
Interest	\$ 1,705
Gifts and contributions.	1,404
	3,109
Deductions:	
Scholarships awarded	4,013
Change in net assets	(904)
Net assets at beginning of year	54,905
Net assets at end of year	\$ 54,001

SEE ACCOMPANYING NOTES TO THE BASIC FINANCIAL STATEMENTS

THIS PAGE IS INTENTIONALLY LEFT BLANK

**NEWARK CITY SCHOOL DISTRICT
LICKING COUNTY, OHIO**

**NOTES TO THE BASIC FINANCIAL STATEMENTS
FOR THE FISCAL YEAR ENDED JUNE 30, 2008**

NOTE 1 - DESCRIPTION OF THE SCHOOL DISTRICT

The Newark City School District (the "District") is a body politic and corporate established for the purpose of exercising the rights and privileges conveyed to it by the constitution and laws of the State of Ohio.

The District operates under a locally elected five-member Board form of government and provides educational services as mandated by State and/or federal agencies. The Board controls the District's twenty-six instructional/support facilities (eleven buildings at a campus-style high school), one administrative building and one transportation/maintenance/warehouse building compound all staffed by 339 non-certified employees, 511 certified employees and 33 administrators, to provide services to approximately 6,468 students in grades K through 12. The District ranks as the 40th largest by total enrollment among the 896 public school districts and community schools in the State.

NOTE 2 - SUMMARY OF SIGNIFICANT ACCOUNTING POLICIES

The basic financial statements of the District have been prepared in conformity with accounting principles generally accepted in the United States of America (GAAP) as applied to governmental units. The Governmental Accounting Standards Board (GASB) is the accepted standard-setting body for establishing governmental accounting and financial reporting principles. The District also applies Financial Accounting Standards Board (FASB) Statements and Interpretations issued on or before November 30, 1989, to its governmental type activity provided they do not conflict with or contradict GASB pronouncements. The District's significant accounting policies are described below.

A. Reporting Entity

The reporting entity has been defined in accordance with GASB Statement No. 14, "The Financial Reporting Entity" as amended by GASB Statement No. 39, "Determining Whether Certain Organizations Are Component Units". The reporting entity is composed of the primary government, component units and other organizations that are included to ensure that the basic financial statements of the District are not misleading. The primary government consists of all funds, departments, boards and agencies that are not legally separate from the District. For the District, this includes general operations, food service, and student related activities of the District.

Component units are legally separate organizations for which the District is financially accountable. The District is financially accountable for an organization if the District appoints a voting majority of the organization's governing board and (1) the District is able to significantly influence the programs or services performed or provided by the organization; or (2) the District is legally entitled to or can otherwise access the organization's resources; or (3) the District is legally obligated or has otherwise assumed the responsibility to finance the deficits of, or provide financial support to, the organization; or (4) the District is obligated for the debt of the organization. Component units may also include organizations that are fiscally dependent on the District in that the District approves the budget, the issuance of debt or the levying of taxes. Based upon the application of these criteria, the District has two component units.

**NEWARK CITY SCHOOL DISTRICT
LICKING COUNTY, OHIO**

**NOTES TO THE BASIC FINANCIAL STATEMENTS
FOR THE FISCAL YEAR ENDED JUNE 30, 2008**

NOTE 2 - SUMMARY OF SIGNIFICANT ACCOUNTING POLICIES - (Continued)

The following organizations are described due to their relationship to the District:

DISCRETELY PRESENTED COMPONENT UNITS

Newark Digital Academy (NDA)

The NDA is a legally separate, non-profit corporation established pursuant to Ohio Revised Code Chapters 3314 and 3314.03. The NDA is a conversion school that addresses the needs of students who desire a program of online instruction in an independent environment that does not include the most ancillary components of a more traditional education. The NDA is governed by a Board of Trustees. The NDA Board of Trustees may adopt budgets, hire and fire employees and receive funding from the Ohio Department of Education. Based on the significant services provided by the District to NDA, NDA's purpose of servicing the students within the District, and the relationship between the Board of Education of the District and the Board of Directors of NDA, the NDA is reflected as a component unit of the District. Separately issued financial statements can be obtained from the Treasurer of the NDA at 85 East Main Street, Newark, Ohio 43055.

Par Excellence Academy (Par Ex)

The Par Ex is a legally separate, non-profit corporation established pursuant to Ohio Revised Code Chapters 3314 and 3313.03. The Par Ex is a conversion school that addresses the needs of students in grades Kindergarten through Third who show a strong interest or talent for the visual arts. The Par Ex is governed by a Board of Trustees. The Board of Trustees may adopt budgets, hire and fire employees and receive funding from the Ohio Department of Education. Based on the significant services provided by the District to Par Ex, Par Ex's purpose of servicing the students within the District and the relationship between the Board of Education of the District and the Board of Trustees of Par Ex, the Par Ex is reflected as a component unit of the District. Separately issued financial statements can be obtained from the Treasurer of Par Ex at 96 Maholm Street, Newark, Ohio 43055.

Information in the following notes to the basic financial statements is applicable to the primary government. Information relative to the NDA and Par Ex component units can be found in Notes 19 and 20 to these basic financial statements.

JOINTLY GOVERNED ORGANIZATIONS

Licking Area Computer Association (LACA)

LACA is the computer service organization or Data Acquisition Site (DAS) used by the District. LACA is an association of public school districts in a geographic area determined by the Ohio Department of Education. The Licking County Educational Service Center acts as the fiscal agent for the association. The purpose of the association is to develop and employ a computer system efficiently and effectively for the needs of the member Boards of Education. All Districts in the association are required to pay fees, charges and assessments as charged. A board made up of superintendents from all of the participating districts governs LACA. An elected Executive Board consisting of five members of the governing board is the managerial body of the association and meets on a monthly basis. The District does not maintain an ongoing financial interest or an ongoing financial responsibility. Payments to LACA in the amount of \$336,930 were made to LACA during the current fiscal year.

**NEWARK CITY SCHOOL DISTRICT
LICKING COUNTY, OHIO**

**NOTES TO THE BASIC FINANCIAL STATEMENTS
FOR THE FISCAL YEAR ENDED JUNE 30, 2008**

NOTE 2 - SUMMARY OF SIGNIFICANT ACCOUNTING POLICIES - (Continued)

Licking County Career and Technology Educational Center (C-TEC)

The C-TEC is a distinct political subdivision of the State of Ohio, which provides vocational education for students. The C-TEC is operated under the direction of a Board consisting of three representatives from the Licking County Educational Service Center, two representatives from Newark City Schools, one representative from the Heath City Schools, and one representative from the Granville Exempted Village Schools elected boards. The C-TEC possesses its own budgeting and taxing authority. Financial information can be obtained from Cory Thompson, who serves as the Chief Fiscal Officer, at 150 Price Road, Newark, Ohio 43055.

PUBLIC ENTITY RISK POOL

Workers' Compensation Group Rating Program

The District participates in the Ohio Association of School Business Officials (OASBO)/ Sheakley UniServe Workers' Compensation Group Rating Program (GRP). The GRP is sponsored by OASBO and administered by Sheakley UniServe, Inc. The intent of the GRP is to achieve the benefit of a reduced premium for the District by virtue of its grouping and representation with other participants in the GRP. The District pays a fee to the GRP to cover the costs of administering the program.

RELATED ORGANIZATIONS

Newark Public Library (the "Library")

The Library is a distinct political subdivision of the State of Ohio created under Chapter 3375 of the Ohio Revised Code. A Board of Trustees appointed by the District's Board of Education governs the Library. The Board of Trustees possesses its own contracting and budgeting authority, hires and fires personnel and does not depend on the District for operational subsidies. Although the District serves as the taxing authority and may issue tax-related debt on behalf of the Library, its role is limited to a ministerial function. The District has issued bonds on behalf of the Library (see Note 10). The determination to request approval of a tax, the rate, and the purpose are discretionary decisions made solely by the Board of Trustees. The Library is not considered part of the District, and its operations are not included within the accompanying basic financial statements.

B. Fund Accounting

The District uses funds to maintain its financial records during the year. A fund is defined as a fiscal and accounting entity with a self balancing set of accounts. There are three categories of funds: governmental, proprietary and fiduciary.

GOVERNMENTAL FUNDS

Governmental funds are those through which most governmental functions typically are financed. Governmental fund reporting focuses on the sources, uses and balances of current financial resources. Expendable assets are assigned to the various governmental funds according to the purposes for which they may or must be used. Current liabilities are assigned to the fund from which they will be paid.

**NEWARK CITY SCHOOL DISTRICT
LICKING COUNTY, OHIO**

NOTES TO THE BASIC FINANCIAL STATEMENTS
FOR THE FISCAL YEAR ENDED JUNE 30, 2008

NOTE 2 - SUMMARY OF SIGNIFICANT ACCOUNTING POLICIES - (Continued)

The difference between governmental fund assets and liabilities is reported as fund balance. The following are the District's major governmental funds:

General Fund - The general fund is used to account for all financial resources except those required to be accounted for in another fund. The general fund balance is available for any purpose provided it is expended or transferred according to the general laws of Ohio.

Debt Service Fund - This fund is used to account for the accumulation of resources and payment of general obligation bond principal and interest and certain long-term obligations from governmental resources when the government is obligated in some manner for payment. It is also used to account for the accumulation of resources and payment of general obligation bonds and library bonds payable.

Building Fund - This fund is used to account for monies received and expended in connection with the renovation and construction of District buildings.

Other governmental funds of the District are used to account for (a) financial resources to be used for the acquisition, construction, or improvement of capital facilities other than those financed by proprietary and trust funds; (b) for grants and other resources whose use is restricted to a particular purpose; and (c) food service operations.

PROPRIETARY FUNDS

Proprietary funds are used to account for the District's ongoing activities which are similar to those often found in the private sector. The District has no enterprise funds. The following is a description of the District's internal service fund:

Internal Service Fund - The internal service fund is used to account for the financing of goods or services provided by one department or agency to other departments or agencies of the District, or to other governments, on a cost-reimbursement basis. The internal service fund of the District accounts for a self-insurance program which provides dental benefits to employees.

FIDUCIARY FUNDS

Fiduciary fund reporting focuses on net assets and changes in net assets. The fiduciary fund category is split into four classifications: pension trust funds, investment trust funds, private-purpose trust funds and agency funds. Trust funds are used to account for assets held by the District under a trust agreement for individuals, private organizations, or other governments and are therefore not available to support the District's own programs. The District's only trust fund is a private-purpose trust which accounts for scholarship programs for students. Agency funds are custodial in nature (assets equal liabilities) and do not involve measurement of results of operations. The District's agency fund accounts for student activities.

C. Basis of Presentation and Measurement Focus

Government-wide Financial Statements - The statement of net assets and the statement of activities display information about the District as a whole. These statements include the financial activities of the primary government, except for fiduciary funds. Internal service fund activity is eliminated to avoid "doubling up" revenues and expenses. Interfund services provided and used are not eliminated in the process of consolidation.

**NEWARK CITY SCHOOL DISTRICT
LICKING COUNTY, OHIO**

**NOTES TO THE BASIC FINANCIAL STATEMENTS
FOR THE FISCAL YEAR ENDED JUNE 30, 2008**

NOTE 2 - SUMMARY OF SIGNIFICANT ACCOUNTING POLICIES - (Continued)

The government-wide statement of activities presents a comparison between direct expenses and program revenues for each function or program of the governmental activities of the District. Direct expenses are those that are specifically associated with a service, program or department and therefore clearly identifiable to a particular function. Program revenues include amounts paid by the recipient of goods or services offered by the program and grants and contributions that are restricted to meeting the operational or capital requirements of a particular program. Revenues not classified as program revenues are presented as general revenues of the District.

The government-wide financial statements are prepared using the economic resources measurement focus. All assets and all liabilities associated with the operation of the District are included on the statement of net assets.

Fund Financial Statements - Fund financial statements report detailed information about the District. The focus of governmental fund financial statements is on major funds rather than reporting funds by type. Each major fund is presented in a separate column, and all nonmajor funds are aggregated into one column. The internal service fund is presented in a single column on the face of the proprietary fund statements. Fiduciary funds are reported by fund type.

All governmental funds are accounted for using a flow of current financial resources measurement focus. With this measurement focus, only current assets and current liabilities generally are included on the balance sheet. The statement of revenues, expenditures and changes in fund balances reports on the sources (i.e., revenues and other financing sources) and uses (i.e., expenditures and other financing uses) of current financial resources. This approach differs from the manner in which the governmental activities of the government-wide financial statements are prepared. Governmental fund financial statements therefore include a reconciliation with brief explanations to better identify the relationship between the government-wide statements and the statements for governmental funds.

Like the government-wide statements, the internal service fund is accounted for on a flow of economic resources measurement focus. All assets and all liabilities associated with the operation of this fund are included on the statement of fund net assets. The statement of changes in fund net assets presents increases (i.e., revenues) and decreases (i.e., expenses) in net total assets. The statement of cash flows provides information about how the District finances and meets the cash flow needs of its proprietary activity.

Proprietary funds distinguish operating revenues and expenses from nonoperating items. Operating revenues and expenses generally result from providing services and producing and delivering goods in connection with a proprietary fund's principal ongoing operation. The principal operating revenues of the District's dental self-insurance internal service fund are charges for services (premiums). Operating expenses for the internal service fund include claims and administrative expenses. All revenues and expenses not meeting this definition are reported as nonoperating revenues and expenses.

The private-purpose trust fund is reported using the economic resources measurement focus. Agency funds do not report a measurement focus as they do not report operations.

D. Basis of Accounting

Basis of accounting determines when transactions are recorded in the financial records and reported on the financial statements. Government-wide financial statements are prepared using the accrual basis of accounting. Governmental funds use the modified accrual basis of accounting. Proprietary and fiduciary funds also use the accrual basis of accounting.

**NEWARK CITY SCHOOL DISTRICT
LICKING COUNTY, OHIO**

**NOTES TO THE BASIC FINANCIAL STATEMENTS
FOR THE FISCAL YEAR ENDED JUNE 30, 2008**

NOTE 2 - SUMMARY OF SIGNIFICANT ACCOUNTING POLICIES - (Continued)

Revenues - Exchange and Nonexchange Transactions - Revenue resulting from exchange transactions, in which each party gives and receives essentially equal value, is recorded on the accrual basis when the exchange takes place. On a modified accrual basis, revenue is recorded in the fiscal year in which the resources are measurable and become available. Available means that the resources will be collected within the current fiscal year or are expected to be collected soon enough thereafter to be used to pay liabilities of the current fiscal year. For the District, available means expected to be received within thirty-one days of fiscal year-end.

Nonexchange transactions, in which the District receives value without directly giving equal value in return, includes property taxes, income taxes, grants, entitlements and donations. On an accrual basis, revenue from property taxes is recognized in the fiscal year for which the taxes are levied (see Note 6). Revenue from income taxes is recognized in the fiscal year in which the underlying exchange transaction occurred (see Note 17). Revenue from grants, entitlements and donations is recognized in the fiscal year in which all eligibility requirements have been satisfied. Eligibility requirements include timing requirements, which specify the year when the resources are required to be used or the fiscal year when use is first permitted, matching requirements, in which the District must provide local resources to be used for a specified purpose, and expenditure requirements, in which the resources are provided to the District on a reimbursement basis. On a modified accrual basis, revenue from nonexchange transactions must also be available before it can be recognized.

Under the modified accrual basis, the following revenue sources are considered to be both measurable and available at fiscal year-end: property taxes available as an advance, income taxes, interest, tuition, grants, student fees and rentals.

Unearned Revenue and Deferred Revenue - Unearned revenue and deferred revenue arise when assets are recognized before revenue recognition criteria have been satisfied.

Property taxes for which there is an enforceable legal claim as of June 30, 2008, but which were levied to finance fiscal year 2009 operations, and other revenues received in advance of the fiscal year for which they are intended to finance, have been recorded as unearned revenue. Grants and entitlements received before the eligibility requirements are met and delinquent property taxes due at June 30, 2008 are recorded as deferred revenue.

On governmental fund financial statements, receivables that will not be collected within the available period have been reported as deferred revenue.

Expenses/Expenditures - On the accrual basis of accounting, expenses are recognized at the time they are incurred. The entitlement value of donated commodities received during the year is reported in the statement of revenues, expenditures and changes in fund balances as an expenditure with a like amount reported as intergovernmental revenue.

The measurement focus of governmental fund accounting is on decreases in net financial resources (expenditures) rather than expenses. Expenditures are generally recognized in the accounting period in which the related fund liability is incurred, if measurable. Allocations of cost, such as depreciation and amortization, are not recognized in governmental funds.

**NEWARK CITY SCHOOL DISTRICT
LICKING COUNTY, OHIO**

**NOTES TO THE BASIC FINANCIAL STATEMENTS
FOR THE FISCAL YEAR ENDED JUNE 30, 2008**

NOTE 2 - SUMMARY OF SIGNIFICANT ACCOUNTING POLICIES - (Continued)

E. Budgets

The budgetary process is prescribed by provisions of the Ohio Revised Code and entails the preparation of budgetary documents within an established timetable. The major documents prepared are the tax budget, the certificate of estimated resources, and the appropriation resolution, all of which are prepared on the budgetary basis of accounting. The certificate of estimated resources and the appropriations resolution are subject to amendment throughout the year with the legal restriction that appropriations cannot exceed estimated resources, as certified. All funds, other than agency funds, are legally required to be budgeted and appropriated. The legal level of budgetary control is at the broad object level for the general fund and at the fund level for all other funds. Any budgetary modifications at the legal level of budgetary control may only be made by resolution of the Board of Education.

Tax Budget: Prior to January 15, the Superintendent and Treasurer submit to the Board of Education a proposed operating budget for the fiscal year commencing the following July 1. The budget includes proposed expenditures and the means of financing for all funds. Public hearings are publicized and conducted to obtain taxpayers' comments. The express purpose of this budget document is to reflect the need for existing (or increased) tax rates. By no later than January 20, the Board-adopted budget is filed with the Licking County Budget Commission for rate determination. The Licking County Budget Commissioners waived this requirement for fiscal year 2008.

Estimated Resources: By April 1, the Board of Education accepts, by formal resolution, the tax rates as determined by the Budget Commission and receives the Commission's certificate of estimated resources, which states the projected revenue of each fund. Prior to June 30, the District must revise its budget so that total contemplated expenditures from any fund during the ensuing year will not exceed the amount stated in the certificate of estimated resources. The revised budget then serves as the basis for the appropriation measure. On or about July 1, the certificate is amended to include any unencumbered cash balances from the preceding year. The certificate may be further amended during the year if projected increases or decreases in revenue are identified by the District Treasurer. The amounts reported in the budgetary statement reflect the amounts in the original and final amended certificate of estimated resources issued during the fiscal year.

Appropriations: Upon receipt from the County Auditor of an amended certificate of estimated resources based on final assessed values and tax rates or a certificate saying a new amended certificate is not necessary, the annual appropriation resolution is enacted by the Board of Education. Prior to the passage of the annual appropriation measure, the Board may pass a temporary appropriation measure to meet the ordinary expenses of the District. The appropriation resolution, by fund, must be within the estimated resources as certified by the County Budget Commission and the total of expenditures may not exceed the appropriation totals at the legal level of control. Any revisions that alter the legal level of budgetary control must be approved by the Board of Education.

The Board may pass supplemental fund appropriations so long as the total appropriations by fund do not exceed the amounts set forth in the most recent certificate of estimated resources. During the year, all supplemental appropriations were legally enacted.

The appropriation resolution is subject to amendment by the Board throughout the year with the restriction that appropriations may not exceed estimated revenues. In the budgetary statement, the amounts reported as the original budgeted amounts represent the first appropriations passed by the Board during the fiscal year including amounts automatically carried over from prior years and the amounts reported as the final budgeted amounts represent the final appropriations passed by the Board during the fiscal year; including all amendments.

**NEWARK CITY SCHOOL DISTRICT
LICKING COUNTY, OHIO**

**NOTES TO THE BASIC FINANCIAL STATEMENTS
FOR THE FISCAL YEAR ENDED JUNE 30, 2008**

NOTE 2 - SUMMARY OF SIGNIFICANT ACCOUNTING POLICIES - (Continued)

F. Cash and Investments

To improve cash management, cash received by the District is pooled in a central bank account. Monies for all funds are maintained in this pool. Individual fund integrity is maintained through the District's records. Each fund's interest in the pool is presented as "equity in pooled cash and cash equivalents" and "investments" on the basic financial statements.

During fiscal year 2008, investments were limited to commercial paper, federal agency securities, and investments in the State Treasury Asset Reserve of Ohio (STAR Ohio). Investments are reported at fair value, which is based on quoted market prices.

The District has invested funds in STAR Ohio during fiscal 2008. STAR Ohio is an investment pool managed by the State Treasurer's Office, which allows governments within the state to pool their funds for investment purposes. STAR Ohio is not registered with the SEC as an investment company, but does operate in a manner consistent with Rule 2a7 of the Investment Company Act of 1940. Investments in STAR Ohio are valued at STAR Ohio's shares price which is the price the investment could be sold for on June 30, 2008.

Under existing Ohio statutes all investment earnings are assigned to the general fund unless statutorily required to be credited to a specific fund or the Board of Education has, by resolution, specified the funds to receive an allocation of interest earnings. Interest revenue credited to the general fund during fiscal year 2008 amounted to \$725,459, which includes \$343,940 assigned from other District funds.

For presentation on the basic financial statements and for the purposes of the statement of cash flows, investments of the cash management pool and investments with original maturities of three months or less at the time they are purchased by the District are considered to be cash equivalents. Investments with an initial maturity of more than three months are reported as investments.

An analysis of the District's investment account at year-end is provided in Note 4.

G. Inventory

On government-wide and fund financial statements, purchased inventories are presented at the lower of cost or market and donated commodities are presented at their entitlement value. Inventories are recorded on a first-in, first-out basis and are expensed when used. Inventories are accounted for using the consumption method on the government-wide financial statements and the purchases method on the fund financial statements.

Inventory consists of expendable supplies held for consumption, donated food and purchased food.

H. Capital Assets

General capital assets are those assets not specifically related to activities reported in the proprietary fund. These assets generally result from expenditures in the governmental funds. These assets are reported in the governmental activities column of the government-wide statement of net assets, but are not reported in the fund financial statements.

**NEWARK CITY SCHOOL DISTRICT
LICKING COUNTY, OHIO**

NOTES TO THE BASIC FINANCIAL STATEMENTS
FOR THE FISCAL YEAR ENDED JUNE 30, 2008

NOTE 2 - SUMMARY OF SIGNIFICANT ACCOUNTING POLICIES - (Continued)

All capital assets are capitalized at cost (or estimated historical cost) and updated for additions and retirements during the year. Donated capital assets are recorded at their fair market values as of the date received. The District maintains a capitalization threshold of \$5,000. The District does not possess any infrastructure. Improvements are capitalized; the costs of normal maintenance and repairs that do not add to the value of the asset or materially extend an asset's life are not.

All reported capital assets except land and construction-in-progress are depreciated. Improvements are depreciated over the remaining useful lives of the related capital assets. Depreciation is computed using the straight-line method over the following useful lives:

<u>Description</u>	<u>Governmental Activities Estimated Lives</u>
Land improvements	20 years
Buildings and improvements	25 - 50 years
Furniture and equipment	5 - 20 years
Vehicles	6 - 10 years

I. Interfund Balances

On fund financial statements, receivables and payables resulting from short-term interfund loans are classified as "interfund receivables/payables." These amounts are eliminated in the governmental activities column on the statement of net assets.

J. Compensated Absences

The District reports compensated absences in accordance with the provisions of GASB No. 16, "Accounting for Compensated Absences". Vacation benefits are accrued as a liability as the benefits are earned if the employee's rights to receive compensation are attributable to services already rendered and it is probable that the District will compensate the employees for the benefits through paid time off or some other means. Sick leave benefits are accrued as a liability using the termination payment method. An accrual for earned sick leave is made to the extent it is probable that benefits will result in termination payments. The liability is an estimate based on the District's past experience of making termination payments.

The entire compensated absence liability is reported on the government-wide financial statements.

For governmental fund financial statements, compensated absences are recognized as liabilities and expenditures as payments come due each period upon the occurrence of employee resignations and retirements.

K. Accrued Liabilities and Long-Term Obligations

All payables, accrued liabilities and long-term obligations are reported in the government-wide financial statements, and all payables, accrued liabilities and long-term obligations payable from the internal service fund are reported on the proprietary fund financial statements.

**NEWARK CITY SCHOOL DISTRICT
LICKING COUNTY, OHIO**

**NOTES TO THE BASIC FINANCIAL STATEMENTS
FOR THE FISCAL YEAR ENDED JUNE 30, 2008**

NOTE 2 - SUMMARY OF SIGNIFICANT ACCOUNTING POLICIES - (Continued)

In general, governmental fund payables and accrued liabilities that, once incurred, are paid in a timely manner and in full from current financial resources are reported as obligations of the funds. However, claims and judgments and compensated absences that will be paid from governmental funds are reported as a liability in the fund financial statements only to the extent that they are due for payment during the current year. Bonds are recognized as a liability on the fund financial statements when due.

L. Fund Balance Reserves and Designations

The District reserves those portions of fund equity which are legally segregated for a specific future use or which do not represent available expendable resources and therefore are not available for appropriation or expenditure. Unreserved fund balance indicates that portion of fund equity which is available for appropriation in future periods. Fund equity reserves have been established for encumbrances, debt service, Bureau of Workers' Compensation (BWC) refunds, school bus purchases, materials and supplies inventory, property taxes unavailable for appropriation and prepayments. The reserve for property taxes unavailable for appropriation represents taxes recognized as revenue under GAAP, but not available for appropriation under State statute. A fund balance designation is reported for amounts set-aside by the District for budget stabilization.

M. Net Assets

Net assets represent the difference between assets and liabilities. Net assets invested in capital assets, net of related debt consists of capital assets, net of accumulated depreciation, reduced by the outstanding balances of any borrowings used for the acquisition, construction or improvement of those assets. Net assets invested in capital assets, net of related debt does not include the Library bonds since the District does not report the related capital assets. In addition items related to the Library bonds such as, unamortized premiums (\$274,687) , unamortized bond issue costs (\$102,167) and unamortized deferred charges on the refunding (\$171,809) are also not included. Net assets are reported as restricted when there are limitations imposed on their use either through the enabling legislation or through external restrictions imposed by creditors, grantors or laws or regulations of other governments. The amount restricted for other purposes includes amounts reserved for school bus purchases and Bureau of Workers' Compensation refunds.

The District applies restricted resources first when an expense is incurred for purposes for which both restricted and unrestricted net assets are available.

N. Prepayments

Certain payments to vendors reflect the costs applicable to future accounting periods and are recorded as prepaid items in both government-wide and fund financial statements. These items are reported as assets on the balance sheet using the consumption method. A current asset for the prepaid amounts is recorded at the time of the purchase and the expenditure/expense is reported in the year in which services are consumed.

O. Estimates

The preparation of the basic financial statements in conformity with GAAP requires management to make estimates and assumptions that affect the amounts reported in the basic financial statements and accompanying notes. Actual results may differ from those estimates.

**NEWARK CITY SCHOOL DISTRICT
LICKING COUNTY, OHIO**

**NOTES TO THE BASIC FINANCIAL STATEMENTS
FOR THE FISCAL YEAR ENDED JUNE 30, 2008**

NOTE 2 - SUMMARY OF SIGNIFICANT ACCOUNTING POLICIES - (Continued)

P. Restricted Assets

Assets are reported as restricted assets when limitations on their use change the normal understanding of the availability of the asset. Such constraints are either imposed by creditors, contributors, grantors, or laws of other governments or imposed by enabling legislation. Restricted assets include the amount required by State statute to be set-aside for school bus purchases and Bureau of Workers' Compensation (BWC) refunds. See Note 18 for details.

Q. Interfund Activity

Exchange transactions between funds are reported as revenues in the seller funds and as expenditures/expenses in the purchaser funds. Flows of cash or goods from one fund to another without a requirement for repayment are reported as interfund transfers. Interfund transfers are reported as other financing sources/uses in governmental funds and after nonoperating revenues/expenses in the proprietary fund. Repayments from funds responsible for particular expenditures/expenses to the funds that initially paid for them are not presented on the basic financial statements.

Interfund activities between governmental funds are eliminated for reporting in the statement of activities.

R. Unamortized Insurance Costs/Bond Premium and Discount/Accounting Gain or Loss

On government-wide financial statements, issuance costs are deferred and amortized over the term of the bonds using the straight-line method. Unamortized issuance costs are recorded as a separate line item on the statement of net assets.

Bond premiums are deferred and amortized over the term of the bonds using the straight-line method, which approximates the effective interest method. Bond premiums are presented as an addition to the face amount of the bonds.

For advance refundings resulting in the defeasance of debt, the difference between the reacquisition price and the net carrying amount of the old debt is deferred and amortized as a component of interest expense. This accounting gain or loss is amortized over the remaining life of the old debt or the life of the new debt, whichever is shorter, and is presented as an addition to or reduction of the face amount of the new debt.

On the governmental fund financial statements, issuance costs and bond premiums are recognized in the current period. A reconciliation between the bonds face value and the amount reported on the statement of net assets is presented in Note 10. A.

S. Nonpublic Schools

Within the boundaries of the District, Saint Francis Elementary, Blessed Sacrament Elementary and Newark Catholic High School are operated through the Columbus Catholic Diocese; and Montessori and Kairos Academy are operated as private schools. State Legislation provides funding to these parochial and private schools. The District receives the money and then disburses the money as directed by the parochial and private schools. These transactions are reported in a nonmajor governmental fund of the District.

**NEWARK CITY SCHOOL DISTRICT
LICKING COUNTY, OHIO**

NOTES TO THE BASIC FINANCIAL STATEMENTS
FOR THE FISCAL YEAR ENDED JUNE 30, 2008

NOTE 2 - SUMMARY OF SIGNIFICANT ACCOUNTING POLICIES - (Continued)

T. Extraordinary and Special Items

Extraordinary items are transactions or events that are both unusual in nature and infrequent in occurrence. Special items are transactions or events that are within the control of the Board of Education and that are either unusual in nature or infrequent in occurrence. Neither type of transaction occurred during fiscal year 2008.

NOTE 3 - ACCOUNTING PRINCIPLES AND COMPLIANCE

A. Change in Accounting Principles

For fiscal year 2008, the District has implemented GASB Statement No. 45, "Accounting and Financial Reporting for Postemployment Benefits Other than Pensions", GASB Statement No. 48, "Sales and Pledges of Receivables and Future Revenues and Intra-Entity Transfers of Assets and Future Revenues", and GASB Statement No. 50, "Pension Disclosures".

GASB Statement No. 45 establishes uniform standards of financial reporting for other postemployment benefits and increases the usefulness and improves the faithfulness of representations in the financial reports. The implementation of GASB Statement No. 45 did not have an effect on the financial statements of the District; however, certain disclosures related to postemployment benefits (see Note 14) have been modified to conform to the new reporting requirements.

GASB Statement No. 48 establishes criteria to ascertain whether certain transactions should be regarded as sales or as collateralized borrowings, as well as disclosure requirements for future revenues that are pledged and sold. The implementation of GASB Statement No. 48 did not have an effect on the financial statements of the District.

GASB Statement No. 50 establishes standards that more closely align the financial reporting requirements for pensions with those of other postemployment benefits. The implementation of GASB Statement No. 50 did not have an effect on the financial statements of the District.

B. Deficit Fund Balances

Fund balances at June 30, 2008 included the following individual fund deficits:

<u>Nonmajor funds</u>	<u>Deficits</u>
Management information systems	\$ 1,417
Entry year programs	107
Poverty aid/DPIA	47,977
Title VI-B	178,439
Title I	154,083
Drug free schools program	3,697
EHA preschool grant	214
Reducing class size	5,385

The general fund is liable for any deficits in these funds and provides transfers when cash is required, not when accruals occur. The deficit fund balances resulted from adjustments for accrued liabilities. These deficits should be eliminated by future intergovernmental revenues not recognized under GAAP at June 30.

**NEWARK CITY SCHOOL DISTRICT
LICKING COUNTY, OHIO**

**NOTES TO THE BASIC FINANCIAL STATEMENTS
FOR THE FISCAL YEAR ENDED JUNE 30, 2008**

NOTE 4 - DEPOSITS AND INVESTMENTS

State statutes classify monies held by the District into three categories.

Active deposits are public deposits necessary to meet current demands on the treasury. Such monies must be maintained either as cash in the District treasury, in commercial accounts payable or withdrawable on demand, including negotiable order of withdrawal (NOW) accounts, or in money market deposit accounts.

Inactive deposits are public deposits that the Board of Education has identified as not required for use within the current five year period of designation of depositories. Inactive deposits must either be evidenced by certificates of deposit maturing not later than the end of the current period of designation of depositories, or by savings or deposit accounts including, but not limited to, passbook accounts.

Interim deposits are deposits of interim monies. Interim monies are those monies which are not needed for immediate use, but which will be needed before the end of the current period of designation of depositories. Interim deposits must be evidenced by time certificates of deposit maturing not more than one year from the date of deposit or by savings or deposit accounts including passbook accounts.

Interim monies may be deposited or invested in the following securities:

1. United States Treasury Notes, Bills, Bonds, or any other obligation or security issued by the United States Treasury or any other obligation guaranteed as to principal and interest by the United States;
2. Bonds, notes, debentures, or any other obligations or securities issued by any federal government agency or instrumentality, including but not limited to, the Federal National Mortgage Association, Federal Home Loan Bank, Federal Farm Credit Bank, Federal Home Loan Mortgage Corporation, Government National Mortgage Association, and Student Loan Marketing Association. All federal agency securities shall be direct issuances of federal government agencies or instrumentalities;
3. Written repurchase agreements in the securities listed above provided that the market value of the securities subject to the repurchase agreement must exceed the principal value of the agreement by at least two percent and be marked to market daily, and that the term of the agreement must not exceed thirty days;
4. Bonds and other obligations of the State of Ohio;
5. No-load money market mutual funds consisting exclusively of obligations described in items (1) and (2) above and repurchase agreements secured by such obligations, provided that investments in securities described in this division are made only through eligible institutions;
6. The State Treasurer's investment pool (STAR Ohio);
7. Certain banker's acceptance and commercial paper notes for a period not to exceed one hundred eighty days from the purchase date in an amount not to exceed twenty-five percent of the interim monies available for investment at any one time; and,
8. Under limited circumstances, corporate debt interests rated in either of the two highest classifications by at least two nationally recognized rating agencies.

**NEWARK CITY SCHOOL DISTRICT
LICKING COUNTY, OHIO**

**NOTES TO THE BASIC FINANCIAL STATEMENTS
FOR THE FISCAL YEAR ENDED JUNE 30, 2008**

NOTE 4 - DEPOSITS AND INVESTMENTS - (Continued)

Protection of the District's deposits is provided by the Federal Deposit Insurance Corporation (FDIC), by eligible securities pledged by the financial institution as security for repayment, by surety company bonds deposited with the Treasurer by the financial institution or by a single collateral pool established by the financial institution to secure the repayment of all public monies deposited with the institution.

Investments in stripped principal or interest obligations, reverse repurchase agreements and derivatives are prohibited. The issuance of taxable notes for the purpose of arbitrage, the use of leverage and short selling are also prohibited. An investment must mature within five years from the date of purchase unless matched to a specific obligation or debt of the District, and must be purchased with the expectation that it will be held to maturity. Investments may only be made through specified dealers and institutions. Payment for investments may be made only upon delivery of the securities representing the investments to the Treasurer or, if the securities are not represented by a certificate, upon receipt of confirmation of transfer from the custodian.

A. Cash on Hand

At year-end, the District had \$3,678 in undeposited cash on hand which is included on the financial statements of the District as part of "equity in pooled cash and cash equivalents."

B. Deposits with Financial Institutions

At June 30, 2008, the carrying amount of all District deposits was \$14,439,157. Based on the criteria described in GASB Statement No. 40, "Deposits and Investment Risk Disclosures", as of June 30, 2008, \$15,995,324 of the District's bank balance of \$16,395,324 was exposed to custodial risk as discussed below, while \$400,000 was covered by the FDIC.

Custodial credit risk is the risk that, in the event of bank failure, the District's deposits may not be returned. All deposits are collateralized with eligible securities in amounts equal to at least 105% of the carrying value of the deposits. Such collateral, as permitted by the Ohio Revised Code, is held in single financial institution collateral pools at Federal Reserve Banks, or at member banks of the federal reserve system, in the name of the respective depository bank and pledged as a pool of collateral against all of the public deposits it holds or as specific collateral held at the Federal Reserve Bank in the name of the District. The District has no deposit policy for custodial credit risk beyond the requirements of State statute. Although the securities were held by the pledging institutions' trust department and all statutory requirements for the deposit of money had been followed, noncompliance with federal requirements could potentially subject the District to a successful claim by the FDIC.

**NEWARK CITY SCHOOL DISTRICT
LICKING COUNTY, OHIO**

NOTES TO THE BASIC FINANCIAL STATEMENTS
FOR THE FISCAL YEAR ENDED JUNE 30, 2008

NOTE 4 - DEPOSITS AND INVESTMENTS - (Continued)

C. Investments

As of June 30, 2008, the District had the following investments and maturities:

<u>Investment type</u>	<u>Fair Value</u>	<u>Investment Maturities</u>	
		<u>6 months or less</u>	<u>7 to 12 months</u>
Commercial paper	\$ 3,898,538	\$ 3,898,538	\$ -
FHLB	2,006,438	2,006,438	-
FNMA	1,500,223	-	1,500,223
FNMA discount note	2,554,292	-	2,554,292
FHLB discount note	1,484,501	1,484,501	-
STAR Ohio	6,289,749	6,289,749	-
	<u>\$ 17,733,741</u>	<u>\$ 13,679,226</u>	<u>\$ 4,054,515</u>

Interest Rate Risk: As a means of limiting its exposure to fair value losses arising from rising interest rates and according to State law, the District's investment policy limits investment portfolio maturities to three years or less.

Credit Risk: The District's federal agency securities were rated AAA and Aaa by Standard & Poor's and Moody's Investor Services, respectively. The District's investment in commercial paper has been rated A-1+ by Standard & Poor's. Standard & Poor's has assigned STAR Ohio an AAAM money market rating. The District's investment policy does not specifically address credit risk beyond the adherence to all relevant sections of the Ohio Revised Code.

Custodial Credit Risk: For an investment, custodial credit risk is the risk that, in the event of the failure of the counterparty, the District will not be able to recover the value of its investments or collateral securities that are in the possession of an outside party. The federal agency securities are exposed to custodial credit risk in that they are uninsured, unregistered and held by the counterparty's trust department or agent but not in the District's name. The District has no investment policy dealing with investment custodial risk beyond the requirement in State statute that prohibits payment for investments prior to the delivery of the securities representing such investments to the treasurer or qualified trustee.

**NEWARK CITY SCHOOL DISTRICT
LICKING COUNTY, OHIO**

NOTES TO THE BASIC FINANCIAL STATEMENTS
FOR THE FISCAL YEAR ENDED JUNE 30, 2008

NOTE 4 - DEPOSITS AND INVESTMENTS - (Continued)

Concentration of Credit Risk: The District's investment policy places specific limits on the percentage of the District's portfolio that may be invested in any one issuer. The following table includes the percentage of each investment type held by the District at June 30, 2008:

<u>Investment type</u>	<u>Fair Value</u>	<u>% of Total</u>
Commercial paper	\$ 3,898,538	21.99
FHLB	2,006,438	11.31
FNMA	1,500,223	8.46
FNMA discount note	2,554,292	14.40
FHLB discount note	1,484,501	8.37
STAR Ohio	<u>6,289,749</u>	<u>35.47</u>
	<u>\$ 17,733,741</u>	<u>100.00</u>

D. Reconciliation of Cash and Investments to the Statement of Net Assets

The following is a reconciliation of cash and investments as reported in the note above to cash and investments as reported on the statement of net assets as of June 30, 2008:

<u>Cash and investments per note</u>	
Carrying amount of deposits	\$ 14,439,157
Investments	17,733,741
Cash on hand	<u>3,678</u>
Total	<u>\$ 32,176,576</u>
<u>Cash and investments per statement of net assets</u>	
Governmental activities	\$ 32,075,602
Private-purpose trust funds	54,001
Agency funds	<u>46,973</u>
Total	<u>\$ 32,176,576</u>

NOTE 5 - INTERFUND TRANSACTIONS

A. Interfund balances at June 30, 2008, as reported on the fund statements consist of the following individual interfund loans receivable and payable:

<u>Receivable fund</u>	<u>Payable fund</u>	<u>Amount</u>
General	HSTW (nonmajor governmental fund)	\$ 2,986
General	Drug free schools program (nonmajor governmental fund)	16,709
General	Reducing class size (nonmajor governmental fund)	5,183
General	Miscellaneous federal grants (nonmajor governmental fund)	<u>49,813</u>
Total		<u>\$ 74,691</u>

**NEWARK CITY SCHOOL DISTRICT
LICKING COUNTY, OHIO**

**NOTES TO THE BASIC FINANCIAL STATEMENTS
FOR THE FISCAL YEAR ENDED JUNE 30, 2008**

NOTE 5 - INTERFUND TRANSACTIONS - (Continued)

The primary purpose of the interfund balances is to cover costs in specific funds where revenues were not received by June 30. These interfund balances will be repaid once the anticipated revenues are received. All interfund balances are expected to be repaid within one year.

Interfund balances between governmental funds are eliminated on the government-wide financial statements.

- B.** Interfund transfers for the year ended June 30, 2008, consisted of the following, as reported on the fund financial statements:

Transfers to nonmajor governmental funds from:	
General fund	\$ 60,000
Building fund	<u>3,295,161</u>
Total	<u>\$ 3,355,161</u>

Transfers are used to (1) move revenues from the fund that statute or budget requires to collect them to the fund that statute or budget requires to expend them, and (2) use unrestricted revenues collected in the general fund to finance various programs accounted for in other funds in accordance with budgetary authorizations.

The District transferred \$3,295,161 from the building fund to the classroom facilities fund (a nonmajor governmental fund) to fund Ohio School Facilities Commission building projects.

All transfers were made in compliance with Ohio Revised Code Sections 5705.14, 5705.15 and 5705.16. Interfund transfers between governmental funds are eliminated for reporting in the statement of activities.

NOTE 6 - PROPERTY TAXES

Property taxes are levied and assessed on a calendar year basis while the District fiscal year runs from July through June. First half tax collections are received by the District in the second half of the fiscal year. Second half tax distributions occur in the first half of the following fiscal year.

Property taxes include amounts levied against all real, public utility and tangible personal property (used in business) located in the District. Real property tax revenue received in calendar year 2008 represents collections of calendar year 2007 taxes. Real property taxes received in calendar year 2008 were levied after April 1, 2007, on the assessed value listed as of January 1, 2007, the lien date. Assessed values for real property taxes are established by state law at thirty-five percent of appraised market value. Real property taxes are payable annually or semi-annually. If paid annually, payment is due December 31; if paid semi-annually, the first payment is due December 31 with the remainder payable by June 20. Under certain circumstances, State statute permits alternate payment dates to be established.

Public utility property tax revenue received in calendar year 2008 represents collections of calendar year 2007 taxes. Public utility real and tangible personal property taxes received in calendar year 2008 became a lien December 31, 2006, were levied after April 1, 2007 and are collected in 2008 with real property taxes. Public utility real property is assessed at thirty-five percent of true value; public utility tangible personal property currently is assessed at varying percentages of true value.

**NEWARK CITY SCHOOL DISTRICT
LICKING COUNTY, OHIO**

NOTES TO THE BASIC FINANCIAL STATEMENTS
FOR THE FISCAL YEAR ENDED JUNE 30, 2008

NOTE 6 - PROPERTY TAXES - (Continued)

The assessed values of real and tangible personal property for tax year 2008 are as follows:

	2007 Second Half Collections		2008 First Half Collections	
	<u>Amount</u>	<u>Percent</u>	<u>Amount</u>	<u>Percent</u>
Real property	\$ 748,482,390	92.44	\$ 757,658,990	94.85
Public utility personal	28,457,510	3.51	23,901,120	2.99
Tangible personal property	<u>32,795,180</u>	<u>4.05</u>	<u>17,277,260</u>	<u>2.16</u>
Total assessed valuation	<u>\$ 809,735,080</u>	<u>100.00</u>	<u>\$ 798,837,370</u>	<u>100.00</u>
 Tax rate per \$1,000 of assessed valuation	 \$39.42		 \$39.42	

Tangible personal property tax revenue received during calendar year 2008 (other than public utility property) represents the collection of 2008 taxes. Tangible personal property taxes received in calendar year 2008 were levied after April 1, 2007, on the value as of December 31, 2007. Tangible personal property tax is being phased out. For 2007, tangible personal property was assessed at 12.5% for property including inventory. This percentage was reduced to 6.25% for 2008 and will be reduced to zero for 2009. Payments by multi-county taxpayers are due September 20. Single county taxpayers may pay annually or semi-annually. If paid annually, payment is due April 30; if paid semi-annually, the first payment is due April 30, with the remainder payable by September 20. Tangible personal property taxes paid by April 30 are usually received by the District prior to June 30.

House Bill No. 66 was signed into law on June 30, 2005. House Bill No. 66 phases out the tax on tangible personal property of general businesses, telephone and telecommunications companies, and railroads. The tax on general business and railroad property will be eliminated by calendar year 2009, and the tax on telephone and telecommunications property will be eliminated by calendar year 2011. The tax is phased out by reducing the assessment rate on the property each year. The bill replaces the revenue lost by the District due to the phasing out of the tax. In calendar years 2008-2010, the District will be fully reimbursed for the lost revenue. In calendar years 2011-2017, the reimbursements will be phased out.

The Licking County Treasurer collects property tax on behalf of the District. The Licking County Auditor periodically remits to the District its portion of the taxes collected. These tax "advances" are based on statutory cash flow collection rates. Final "settlements" are made each February and August. The amount available to be advanced can vary based on the date the tax bills are sent.

Accrued property taxes receivables represent delinquent taxes outstanding and real property, personal property and public utility taxes, which became measurable as of June 30, 2008. Although total property tax collections for the next fiscal year are measurable, they are not (exclusive of advances) intended to finance current year operations. The net receivable (total receivable less amount available intended to finance the current year) is therefore offset by a credit to unearned revenue. The late settlement and the amount available as an advance at June 30 are recognized as revenue. The portion of the receivable not levied to finance current fiscal year operations is offset by a credit to unearned revenue.

**NEWARK CITY SCHOOL DISTRICT
LICKING COUNTY, OHIO**

**NOTES TO THE BASIC FINANCIAL STATEMENTS
FOR THE FISCAL YEAR ENDED JUNE 30, 2008**

NOTE 6 - PROPERTY TAXES - (Continued)

The amount available as an advance at June 30, 2008, was \$1,089,040 and is recognized as revenue. \$780,500 was available to the general fund, \$234,100 was available to the debt service fund and \$74,440 was available to the nonmajor governmental funds. The amount that was available for advance at June 30, 2007 was \$862,000 to the general fund, \$252,000 to the debt service fund and \$82,000 to the nonmajor governmental funds.

On a full accrual basis, collectible delinquent property taxes have been recorded as a receivable and revenue, while on a modified accrual basis the revenue has been deferred.

NOTE 7 - RECEIVABLES

Receivables at June 30, 2008 consisted of property taxes, income taxes, accounts (billings for user charged services and student fees), intergovernmental grants and entitlements and accrued interest. All receivables are considered collectible in full due to the ability to foreclose for the nonpayment of taxes, the stable condition of state programs and the current year guarantee of federal funds. A summary of the principal items of receivables reported on the statement of net assets follows:

Governmental activities:

Property taxes	\$ 21,417,789
School district income tax	3,066,609
Accounts	2,320
Intergovernmental	1,202,380
Accrued interest	<u>173,869</u>
Total	<u>\$ 25,862,967</u>

Receivables have been disaggregated on the face of the basic financial statements. All receivables are expected to be collected within the subsequent year.

**NEWARK CITY SCHOOL DISTRICT
LICKING COUNTY, OHIO**

NOTES TO THE BASIC FINANCIAL STATEMENTS
FOR THE FISCAL YEAR ENDED JUNE 30, 2008

NOTE 8 - CAPITAL ASSETS

Capital asset activity for the fiscal year ended June 30, 2008, was as follows:

	Balance <u>June 30, 2007</u>	<u>Additions</u>	<u>Disposals</u>	Balance <u>June 30, 2008</u>
<i>Capital assets, not being depreciated:</i>				
Land	\$ 1,706,908	\$ 49,195	\$ (43,830)	\$ 1,712,273
Construction-in-progress	<u>44,520,724</u>	<u>16,860,254</u>	<u>(1,094,191)</u>	<u>60,286,787</u>
Non-depreciable capital assets	<u>46,227,632</u>	<u>16,909,449</u>	<u>(1,138,021)</u>	<u>61,999,060</u>
<i>Capital assets, being depreciated:</i>				
Land improvements	420,465	10,590	(73,740)	357,315
Building/improvements	24,037,902	1,168,581	(2,989,331)	22,217,152
Furniture/equipment	3,274,043	140,394	(185,354)	3,229,083
Vehicles	<u>3,755,136</u>	<u>78,759</u>	<u>(81,501)</u>	<u>3,752,394</u>
Depreciable capital assets	<u>31,487,546</u>	<u>1,398,324</u>	<u>(3,329,926)</u>	<u>29,555,944</u>
<i>Less: accumulated depreciation:</i>				
Land improvements	(287,437)	(21,767)	53,257	(255,947)
Building/improvements	(19,405,753)	(527,710)	2,510,267	(17,423,196)
Furniture/equipment	(1,689,361)	(263,625)	121,497	(1,831,489)
Vehicles	<u>(1,996,689)</u>	<u>(290,927)</u>	<u>81,501</u>	<u>(2,206,115)</u>
Total accumulated depreciation	<u>(23,379,240)</u>	<u>(1,104,029)</u>	<u>2,766,522</u>	<u>(21,716,747)</u>
Governmental activities capital assets, net	<u>\$ 54,335,938</u>	<u>\$ 17,203,744</u>	<u>\$ (1,701,425)</u>	<u>\$ 69,838,257</u>

**NEWARK CITY SCHOOL DISTRICT
LICKING COUNTY, OHIO**

NOTES TO THE BASIC FINANCIAL STATEMENTS
FOR THE FISCAL YEAR ENDED JUNE 30, 2008

NOTE 8 - CAPITAL ASSETS - (Continued)

Depreciation expense was charged to governmental functions as follows:

<u>Instruction:</u>	
Regular	\$ 452,512
Special	6,199
Vocational	21,710
<u>Support Services:</u>	
Pupil	14,982
Instructional staff	23,409
Administration	35,678
Fiscal	78
Business	68,068
Operations and maintenance	70,134
Pupil transportation	266,746
Central	30,136
<u>Operation of non-instructional services:</u>	
Food service operations	44,597
Other non-instructional services	22,177
Extracurricular activities	<u>47,603</u>
Total depreciation expense	<u>\$ 1,104,029</u>

NOTE 9 - CAPITALIZED LEASES - LESSEE DISCLOSURE

In fiscal year 2006, the District entered into a capitalized lease for copier equipment. This lease agreement meets the criteria of a capital lease as defined by FASB Statement No. 13, "Accounting for Leases", which defines a capital lease generally as one which transfers benefits and risks of ownership to the lessee.

Capital lease payments are reflected as debt service expenditures in the financial statements for the governmental funds. At June 30, 2008, the capital assets acquired by the capital lease obligations outstanding at fiscal year-end have been capitalized in the amount of \$408,409, which represents the present value of the future minimum lease payments at the time of acquisition. Accumulated depreciation as of June 30, 2008 was \$141,806, leaving a current book value of \$266,603.

A corresponding liability is recorded in the government-wide financial statements. Principal payments in fiscal year 2008 totaled \$137,146 paid by the permanent improvement fund (a nonmajor governmental fund).

**NEWARK CITY SCHOOL DISTRICT
LICKING COUNTY, OHIO**

NOTES TO THE BASIC FINANCIAL STATEMENTS
FOR THE FISCAL YEAR ENDED JUNE 30, 2008

NOTE 9 - CAPITALIZED LEASES - LESSEE DISCLOSURE - (Continued)

The following is a schedule of the future long-term minimum lease payments required under the capital lease and the present value of the minimum lease payments as of June 30, 2008:

<u>Fiscal Year Ending June 30,</u>	<u>Copier</u>
2009	<u>\$ 122,585</u>
Total minimum lease payments	122,585
Less: amount representing interest	<u>(2,825)</u>
Total	<u>\$ 119,760</u>

THIS SPACE INTENTIONALLY LEFT BLANK

**NEWARK CITY SCHOOL DISTRICT
LICKING COUNTY, OHIO**

NOTES TO THE BASIC FINANCIAL STATEMENTS
FOR THE FISCAL YEAR ENDED JUNE 30, 2008

NOTE 10 - LONG-TERM OBLIGATIONS

A. The District's long-term obligations during the year consist of the following:

	<u>Interest Rate</u>	<u>Balance Outstanding June 30, 2007</u>	<u>Additions</u>	<u>Reductions</u>	<u>Balance Outstanding June 30, 2008</u>	<u>Amounts Due in One Year</u>
Governmental Activities:						
<u>General Obligation Bonds:</u>						
Library improvements						
bonds-series 1998						
Current interest bonds	3.60-5.14%	\$ 525,000	\$ -	\$ (255,000)	\$ 270,000	\$ 270,000
Library refunding						
bonds-series 2006						
Current interest bonds	3.50-5.00%	5,280,000	-	(30,000)	5,250,000	30,000
Capital appreciation bonds	23.34%	84,998	-	-	84,998	-
Accreted interest		32,426	30,310	-	62,736	-
Total library bonds		<u>5,922,424</u>	<u>30,310</u>	<u>(285,000)</u>	<u>5,667,734</u>	<u>300,000</u>
School improvement						
bonds-series 2005	3%-4.375%	47,460,000	-	(1,090,000)	46,370,000	1,125,000
School improvement						
bonds-series 2005A	3.5-4.5%	20,000,000	-	(420,000)	19,580,000	435,000
Total school improvement bonds		<u>67,460,000</u>	<u>-</u>	<u>(1,510,000)</u>	<u>65,950,000</u>	<u>1,560,000</u>
Total general obligation bonds payable		<u>73,382,424</u>	<u>30,310</u>	<u>(1,795,000)</u>	<u>71,617,734</u>	<u>1,860,000</u>
<u>Tax Anticipation Notes:</u>						
Tax anticipation notes series 2006	4.85%	841,037	-	(511,037)	330,000	330,000
Total tax anticipation notes		<u>841,037</u>	<u>-</u>	<u>(511,037)</u>	<u>330,000</u>	<u>330,000</u>
<u>Other Long-Term Obligations:</u>						
Capital lease obligation		256,906	-	(137,146)	119,760	119,760
Compensated absences		2,657,617	701,738	(588,372)	2,770,983	557,181
Total other long-term obligations		<u>2,914,523</u>	<u>701,738</u>	<u>(725,518)</u>	<u>2,890,743</u>	<u>676,941</u>
Total long-term obligations governmental activities		<u>\$ 77,137,984</u>	<u>\$ 732,048</u>	<u>\$ (3,031,555)</u>	74,838,477	<u>\$ 2,866,941</u>
Unamortized premium on bonds					985,568	
Deferred charges in refunding bonds					(171,809)	
Total on statement of net assets					<u>\$ 75,652,236</u>	

**NEWARK CITY SCHOOL DISTRICT
LICKING COUNTY, OHIO**

**NOTES TO THE BASIC FINANCIAL STATEMENTS
FOR THE FISCAL YEAR ENDED JUNE 30, 2008**

NOTE 10 - LONG-TERM OBLIGATIONS - (Continued)

Library Improvement Bond Series 98: The District issued Library improvement bonds on March 26, 1998, on behalf of the district public library. These bonds will be retired from the debt service fund with revenue generated from a 0.81 mill tax levy. This issue is comprised of both current interest bonds, par value \$7,465,000, and capital appreciation bonds, par value \$104,728. The interest rates on the current interest bonds range from 3.60% to 5.14%. The capital appreciation bonds matured on December 1, 2004 and December 1, 2005. The capital appreciation bonds had effective interest rates of 22.40% and 22.45% and matured at a redemption price equal to 100% of the principal, plus accrued interest to the redemption date. The accreted value at maturity for each capital appreciation bond was \$480,000.

Library Refunding Bond Series 2006: On January 5, 2006, the District, on behalf of the public library, refunded the callable portion of the library improvement bonds. Bond proceeds were received in the debt service fund and disbursed to the bond escrow account to retire a portion of the Series 1998 bonds. This refunding issue is comprised of both current interest bonds, par value \$5,330,000, and capital appreciation bonds, par value \$84,998. The interest rates on the current interest bonds range from 3.50% to 5.0%. The capital appreciation bonds mature on December 1, 2011, and have an effective interest rate of 23.34%, and mature at a redemption price equal to 100% of the principal plus accrued interest at the redemption date. The accreted value at maturity for the capital appreciation bonds is \$330,000. Total of \$62,736 in accreted interest has also been included in the statement of net assets.

The reacquisition price exceeded the net carrying amount of the old debt by \$202,282. This amount is being netted against the new debt and amortized over the remaining life of the refunded debt, which is equal to the life of the new debt issued.

Interest payments on the current interest bonds are due on June 1 and December 1 each year. The final maturity stated in the issue is December 1, 2022.

School Improvement Bond Series 2005: The District issued \$50 million of general obligation bonds on February 22, 2005. The bonds will be retired from the debt service fund with revenue generated from a 5.9 mill tax levy. This issue is comprised of current interest bonds with interest rates ranging from 3% to 4.375%. The school improvement bonds were issued for the purpose of constructing, renovating, remodeling, furnishing, equipping and otherwise improving school facilities and clearing and improving their sites. As of June 30, 2008, the District had \$14,904,868 of unspent bond proceeds remaining on the bond issue.

Interest payments on the current interest bonds are due on June 1 and December 1 each year. The final maturity stated in the issue is December 1, 2033.

School Improvement Bond Series 2005A: The District issued \$20 million of general obligation bonds on December 13, 2005. The bonds will be retired from the debt service fund with revenue generated from a 5.9 mill tax levy. This issue is comprised of current interest bonds with interest rates ranging from 3.5% to 4.5%. The school improvement bonds were issued for the purpose of constructing, renovating, remodeling, furnishing, equipping and otherwise improving school facilities and clearing and improving their sites.

Interest payments on the current interest bonds are due on June 1 and December 1 each year. The final maturity stated in the issue is December 1, 2034.

**NEWARK CITY SCHOOL DISTRICT
LICKING COUNTY, OHIO**

NOTES TO THE BASIC FINANCIAL STATEMENTS
FOR THE FISCAL YEAR ENDED JUNE 30, 2008

NOTE 10 - LONG-TERM OBLIGATIONS - (Continued)

Tax Anticipation Notes: The District issued tax anticipation notes on August 5, 2006, in the amount of \$990,000 for the purpose of permanent improvements. The notes mature on April 1, 2009, and have an interest rate of 4.85%. The note payments will be made from a the permanent improvement fund (a nonmajor governmental fund). The tax anticipation notes are for capital acquisition and construction and thus are deemed long-term in accordance with GASB Statement No. 34.

Compensated Absences: Compensated absences will be paid from the fund from which the employees' salaries are paid. Compensated absences will primarily be paid from the general fund.

Capital Lease Obligation: The capital lease obligation will be paid from the permanent improvement fund (a nonmajor governmental fund). See Note 9 for detail.

- B.** Principal and interest requirements to retire the long-term obligations outstanding at June 30, 2008, are as follows:

Fiscal Year Ended	Library Bonds			School Improvement Bonds		
	Principal	Interest	Total	Principal	Interest	Total
2009	\$ 300,000	\$ 224,506	\$ 524,506	\$ 1,560,000	\$ 2,811,613	\$ 4,371,613
2010	310,000	212,413	522,413	1,605,000	2,761,925	4,366,925
2011	325,000	200,894	525,894	1,655,000	2,709,703	4,364,703
2012	-	194,800	194,800	1,710,000	2,653,694	4,363,694
2013	330,000	188,200	518,200	1,770,000	2,592,481	4,362,481
2014 - 2018	1,900,000	697,100	2,597,100	9,940,000	11,825,393	21,765,393
2019 - 2023	2,355,000	243,100	2,598,100	12,245,000	9,464,170	21,709,170
2024 - 2028	-	-	-	15,210,000	6,403,974	21,613,974
2029 - 2033	-	-	-	19,000,000	2,546,577	21,546,577
2034	-	-	-	1,255,000	31,375	1,286,375
Total	\$ 5,520,000	\$ 1,961,013	\$ 7,481,013	\$ 65,950,000	\$ 43,800,905	\$ 109,750,905

Fiscal Year Ended	Capital Appreciation Bonds			Tax Anticipation Notes		
	Principal	Interest	Total	Principal	Interest	Total
2009	\$ -	\$ -	\$ -	\$ 330,000	\$ 16,005	\$ 346,005
2010	-	-	-	-	-	-
2011	-	-	-	-	-	-
2012	84,998	245,002	330,000	-	-	-
Total	\$ 84,998	\$ 245,002	\$ 330,000	\$ 330,000	\$ 16,005	\$ 346,005

**NEWARK CITY SCHOOL DISTRICT
LICKING COUNTY, OHIO**

**NOTES TO THE BASIC FINANCIAL STATEMENTS
FOR THE FISCAL YEAR ENDED JUNE 30, 2008**

NOTE 10 - LONG-TERM OBLIGATIONS - (Continued)

C. Legal Debt Margin

The Ohio Revised Code provides that voted net general obligation debt of the District shall never exceed 9% of the total assessed valuation of the District. The code further provides that unvoted indebtedness shall not exceed 1/10 of 1% of the property valuation of the District. The code additionally states that unvoted indebtedness related to energy conservation debt shall not exceed 9/10 of 1% of the property valuation of the District. The assessed valuation used in determining the District's legal debt margin has been modified by House Bill 530 which became effective March 30, 2006. In accordance with House Bill 530, the assessed valuation used in the District's legal debt margin calculation excluded tangible personal property used in business, telephone or telegraph property, interexchange telecommunications company property, and personal property owned or leased by a railroad company and used in railroad operations. The effects of these debt limitations at June 30, 2008, are a voted debt margin of \$2,319,960 (including available funds of \$3,556,523) and an unvoted debt margin of \$781,316.

NOTE 11 - OTHER EMPLOYEE BENEFITS

A. Compensated Absences

The criteria for determining vacation and sick leave benefits are derived from negotiated agreements and state laws. Classified employees earn ten to twenty-two days of vacation per year, depending upon length of service. Accumulated unused vacation time is paid to classified employees upon termination of employment. Teachers do not earn vacation time.

Each employee earns sick leave at the rate of one and one-fourth days per month. Upon retirement, payment is made for twenty-five percent of the total sick leave accumulation, up to a maximum accumulation of seventy days for both certificated and classified employees. An employee receiving such payment must meet the retirement provisions set by the State Teachers Retirement System of Ohio and School Employees Retirement System.

B. Insurance Benefits

The District provides life insurance and accidental death and dismemberment insurance in the amount of \$50,000 to certified employees. For classified employees, group term life insurance is provided in the amount of \$50,000 for employees under contract for thirty-five hours or more per week, \$20,000 for classified employees under contract for twenty to thirty-four hours per week, and \$10,000 for employees working less than twenty hours per week.

C. Retirement Incentive

The District offers a one-time retirement bonus in the amount of \$500 to all certified employees who provide the District with their notice of retirement by March 1 and complete the balance of the school year. The retirement notification bonus is payable upon completion of service through the last work day of the school year. Any liabilities resulting from this retirement incentive are included as a component of "compensated absences payable".

**NEWARK CITY SCHOOL DISTRICT
LICKING COUNTY, OHIO**

NOTES TO THE BASIC FINANCIAL STATEMENTS
FOR THE FISCAL YEAR ENDED JUNE 30, 2008

NOTE 12 - RISK MANAGEMENT

A. Property and Liability

The District is exposed to various risks of loss related to torts; theft of, damage to and destruction of assets; errors and omissions; injuries to employees and natural disasters. During fiscal year 2008, the District maintained comprehensive insurance coverage for liability, violence, real property, building contents and vehicles. The District obtains insurance coverage through the Ohio Casualty (Joseph James and Associates). Vehicle policies include liability coverage for bodily injury and property damage. The following is a description of the District's insurance coverage:

Building and Contents - Replacement Cost	\$ 118,724,439
Automobile Liability	28,106
General Liability:	12,665
Per occurrence/with umbrella	5,000,000
Total per year	19,967
Employer's Liability	5,000

Settled claims have not exceeded this commercial coverage in any of the past three years and there have been no significant reductions in insurance coverage from last year.

B. Group Health and Dental Insurance

Health, life, dental and other group insurance is offered to employees as a fringe benefit. The District provides medical and life coverage for its employees on a fully insured basis and dental insurance on a self-insurance basis. Employer and employee contributions to premium are determined by negotiated agreements with employee labor unions. Classified, certified, administrative and exempt employees receive health insurance that is 80% Board-paid and 20% employee paid and dental insurance that is 75% Board-paid and 25% employee paid. All life insurance is 100% Board-paid for all full-time staff.

Post employment health care is provided to plan participants or their beneficiaries through the respective retirement systems discussed in Note 14. As such, no funding provisions are required by the District.

All funds of the District participate in the program and make payments to the Risk Management Fund based on actuarial estimates of the amounts needed to pay claims and actual amounts needed to pay fixed costs (premiums for stop-loss coverage and medical conversion and administrative fees and services). The claims liability of \$28,600 reported in the basic financial statements at June 30, 2008, is based on an estimate provided by the third party administrator and the requirements of GASB Statement No. 10, "Accounting and Financial Reporting for Risk Financing and Related Insurance Issues", as amended by GASB Statement No. 30, "Risk Financing Omnibus", which requires that a liability for unpaid claims costs, including estimates of costs relating to incurred but not reported claims, be accrued at the estimated ultimate cost of settling the claim. Claims activities for the current and prior year are as follows:

<u>Fiscal Year</u>	<u>Beginning Balance</u>	<u>Current Year Claims</u>	<u>Claims Payments</u>	<u>Ending Balance</u>
2007 - 2008	\$ 37,626	\$ 489,423	\$ (498,449)	\$ 28,600
2006 - 2007	62,093	439,989	(464,456)	37,626

**NEWARK CITY SCHOOL DISTRICT
LICKING COUNTY, OHIO**

**NOTES TO THE BASIC FINANCIAL STATEMENTS
FOR THE FISCAL YEAR ENDED JUNE 30, 2008**

NOTE 12 - RISK MANAGEMENT - (Continued)

C. Workers' Compensation Rating Program

For fiscal year 2008, the District participated in the OASBO/Sheakley UniServe Workers' Compensation Group Rating Program (GRP), an insurance purchasing pool. The intent of the GRP is to achieve the benefit of a reduced premium for the District by virtue of its grouping and representation with other participants in the GRP. The workers' compensation experience of the participating school districts is tiered into groups based upon past workers' compensation experience. Within each tiered group, a common premium rate is applied to all school districts within that group. Each participant pays its workers' compensation premium to the state based on the rate for the GRP rather than its individual rate. Total savings are then calculated and each participant's individual performance is compared to the overall savings percentage of their tiered group. Participation in the GRP is limited to school districts that can meet the GRP's selection criteria. The firm of Sheakley UniServe provides administrative, cost control and actuarial services to the GRP.

NOTE 13 - PENSION PLANS

A. School Employees Retirement System

Plan Description - The District contributes to the School Employees Retirement System (SERS), a cost-sharing, multiple-employer defined benefit pension plan. SERS provides retirement and disability benefits, annual cost-of-living adjustments, and death benefits to plan members and beneficiaries. Authority to establish and amend benefits is provided by Chapter 3309 of the Ohio Revised Code. SERS issues a publicly available, stand-alone financial report that includes financial statements and required supplementary information. That report may be obtained by writing to the School Employees Retirement System, 300 East Broad Street, Suite 100, Columbus, Ohio 43215-3746. It is also posted on the SERS' Ohio website, www.ohsers.org, under *Forms and Publications*.

Funding Policy - Plan members are required to contribute 10 percent of their annual covered salary and the District is required to contribute at an actuarially determined rate. The current District rate is 14 percent of annual covered payroll. A portion of the District's contribution is used to fund pension obligations with the remainder being used to fund health care benefits. For fiscal year 2008, 9.16 percent of annual covered salary was the portion used to fund pension obligations. The contribution requirements of plan members and employers are established and may be amended by the SERS' Retirement Board up to a statutory maximum amount of 10 percent for plan members and 14 percent for employers. Chapter 3309 of the Ohio Revised Code provides statutory authority for member and employer contributions. The District's required contributions for pension obligations to SERS for the fiscal years ended June 30, 2008, 2007 and 2006 were \$687,162, \$795,086 and \$754,157, respectively; 43.78 percent has been contributed for fiscal year 2008 and 100 percent for fiscal years 2007 and 2006. \$386,322 represents the unpaid contribution for fiscal year 2007 and is recorded as a liability within the respective funds.

B. State Teachers Retirement System of Ohio

Plan Description - The District participates in the State Teachers Retirement System of Ohio (STRS Ohio), a cost-sharing, multiple-employer public employee retirement plan. STRS Ohio provides retirement and disability benefits to members and death and survivor benefits to beneficiaries. STRS Ohio issues a stand-alone financial report that may be obtained by writing to STRS Ohio, 275 E. Broad St., Columbus, OH 43215-3771, by calling (888) 227-7877, or by visiting the STRS Ohio Web site at www.strsoh.org.

**NEWARK CITY SCHOOL DISTRICT
LICKING COUNTY, OHIO**

**NOTES TO THE BASIC FINANCIAL STATEMENTS
FOR THE FISCAL YEAR ENDED JUNE 30, 2008**

NOTE 13 - PENSION PLANS - (Continued)

New members have a choice of three retirement plans, a Defined Benefit (DB) Plan, a Defined Contribution (DC) Plan and a Combined Plan. The DB plan offers an annual retirement allowance based on final average salary times a percentage that varies based on years of service, or an allowance based on a member's lifetime contributions and earned interest matched by STRS Ohio funds divided by an actuarially determined annuity factor. The DC Plan allows members to place all their member contributions and employer contributions equal to 10.5 percent of earned compensation into an investment account. Investment decisions are made by the member. A member is eligible to receive a retirement benefit at age 50 and termination of employment. The member may elect to receive a lifetime monthly annuity or a lump sum withdrawal. The Combined Plan offers features of both the DC Plan and the DB Plan. In the Combined Plan, member contributions are invested by the member, and employer contributions are used to fund the defined benefit payment at a reduced level from the regular DB Plan. The DB portion of the Combined Plan payment is payable to a member on or after age 60; the DC portion of the account may be taken as a lump sum or converted to a lifetime monthly annuity at age 50. Benefits are established by Chapter 3307 of the Ohio Revised Code.

A DB or Combined Plan member with five or more years credited service who becomes disabled may qualify for a disability benefit. Eligible spouses and dependents of these active members who die before retirement may qualify for survivor benefits. Members in the DC Plan who become disabled are entitled only to their account balance. If a member of the DC Plan dies before retirement benefits begin, the member's designated beneficiary is entitled to receive the member's account balance.

Funding Policy - For fiscal year 2008, plan members were required to contribute 10 percent of their annual covered salaries. The District was required to contribute 14 percent; 13 percent was the portion used to fund pension obligations. Contribution rates are established by the State Teachers Retirement Board, upon recommendations of its consulting actuary, not to exceed statutory maximum rates of 10 percent for members and 14 percent for employers. Chapter 3307 of the Ohio Revised Code provides statutory authority for member and employer contributions.

The District's required contributions for pension obligations to STRS Ohio for the fiscal years ended June 30, 2008, 2007, and 2006 were \$3,637,574, \$3,927,399, and \$3,902,637, respectively; 83.71 percent has been contributed for fiscal year 2008 and 100 percent for fiscal years 2007 and 2006. Contributions to the DC and Combined Plans for fiscal year 2008 were \$28,631 made by the District and \$72,234 made by the plan members.

C. Social Security System

Effective July 1, 1991, all employees not otherwise covered by the SERS or the STRS Ohio have an option to choose Social Security or the SERS/STRS Ohio. As of June 30, 2008, certain members of the Board of Education have elected Social Security. The District's liability is 6.2 percent of wages paid.

**NEWARK CITY SCHOOL DISTRICT
LICKING COUNTY, OHIO**

**NOTES TO THE BASIC FINANCIAL STATEMENTS
FOR THE FISCAL YEAR ENDED JUNE 30, 2008**

NOTE 14 - POSTEMPLOYMENT BENEFITS

A. School Employees Retirement System

Plan Description - The District participates in two cost-sharing, multiple employer postemployment benefit plans administered by the School Employees Retirement System (SERS) for non-certificated retirees and their beneficiaries, a Health Care Plan and a Medicare Part B Plan. The Health Care Plan includes hospitalization and physicians' fees through several types of plans including HMO's, PPO's and traditional indemnity plans as well as a prescription drug program. The Medicare Part B Plan reimburses Medicare Part B premiums paid by eligible retirees and beneficiaries up to a statutory limit. Benefit provisions and the obligations to contribute are established by the System based on authority granted by State statute. The financial reports of both Plans are included in the SERS Comprehensive Annual Financial Report which is available by contacting SERS at 300 East Broad St., Suite 100, Columbus, Ohio 43215-3746.

Funding Policy - State statute permits SERS to fund the health care benefits through employer contributions. Each year, after the allocation for statutorily required benefits, the Retirement Board allocates the remainder of the employer contribution of 14 percent of covered payroll to the Health Care Fund. The Health Care Fund was established and is administered in accordance with Internal Revenue Code Section 401h. For 2008, 4.18 percent of covered payroll was allocated to health care. In addition, employers pay a surcharge for employees earning less than an actuarially determined amount; for 2008, this amount was \$35,800.

Active employee members do not contribute to the Health Care Plan. Retirees and their beneficiaries are required to pay a health care premium that varies depending on the plan selected, the number of qualified years of service, Medicare eligibility and retirement status.

The District's contributions for health care for the fiscal years ended June 30, 2008, 2007, and 2006 were \$433,213, \$380,648, and \$457,576, respectively; 43.78 percent has been contributed for fiscal year 2008 and 100 percent for fiscal years 2007 and 2006.

The Retirement Board, acting with advice of the actuary, allocates a portion of the employer contribution to the Medicare B Fund. For fiscal year 2008, this actuarially required allocation was 0.66 percent of covered payroll. The District's contributions for Medicare Part B for the fiscal years ended June 30, 2008, 2007, and 2006 were \$49,512, \$54,066, and \$60,025, respectively; 43.78 percent has been contributed for fiscal year 2008 and 100 percent for fiscal years 2007 and 2006.

B. State Teachers Retirement System of Ohio

Plan Description - The District contributes to the cost sharing, multiple employer defined benefit Health Plan (the "Plan") administered by the State Teachers Retirement System of Ohio (STRS Ohio) for eligible retirees who participated in the defined benefit or combined pension plans offered by STRS Ohio. Benefits include hospitalization, physicians' fees, prescription drugs and reimbursement of monthly Medicare Part B premiums. The Plan is included in the report of STRS Ohio which may be obtained by visiting www.strsoh.org or by calling (888) 227-7877.

**NEWARK CITY SCHOOL DISTRICT
LICKING COUNTY, OHIO**

**NOTES TO THE BASIC FINANCIAL STATEMENTS
FOR THE FISCAL YEAR ENDED JUNE 30, 2008**

NOTE 14 - POSTEMPLOYMENT BENEFITS - (Continued)

Funding Policy - Ohio law authorizes STRS Ohio to offer the Plan and gives the Retirement Board authority over how much, if any, of the health care costs will be absorbed by STRS Ohio. Active employee members do not contribute to the Plan. All benefit recipients pay a monthly premium. Under Ohio law, funding for post-employment health care may be deducted from employer contributions. For 2008, STRS Ohio allocated employer contributions equal to 1 percent of covered payroll to the Health Care Stabilization Fund. The District's contributions for health care for the fiscal years ended June 30, 2008, 2007, and 2006 were \$279,813, \$302,108, and \$300,203, respectively; 83.71 percent has been contributed for fiscal year 2008 and 100 percent for fiscal years 2007 and 2006.

NOTE 15 - BUDGETARY BASIS OF ACCOUNTING

While reporting financial position, results of operations, and changes in fund balance on the basis of GAAP, the budgetary basis as provided by law is based upon accounting for certain transactions on a basis of cash receipts and disbursements.

The statement of revenue, expenditures, and changes in fund balance - budget and actual (non-GAAP budgetary basis) presented for the general fund is presented on the budgetary basis to provide a meaningful comparison of actual results with the budget. The major differences between the budget basis and the GAAP basis are that:

- (a) Revenues and other financing sources are recorded when received in cash (budget basis) as opposed to when susceptible to accrual (GAAP basis);
- (b) Expenditures and other financing uses are recorded when paid in cash (budget basis) as opposed to when the liability is incurred (GAAP basis);
- (c) In order to determine compliance with Ohio law, and to reserve that portion of the applicable appropriation, total outstanding encumbrances (budget basis) are recorded as the equivalent of an expenditure, as opposed to a reservation of fund balance for that portion of outstanding encumbrances not already recognized as an account payable (GAAP basis);
- (d) Investments are reported as fair value (GAAP basis) rather than cost (budget basis);
- (e) Advances in and advances out are operating transactions (budget basis) as opposed to balance sheet transactions (GAAP basis).

**NEWARK CITY SCHOOL DISTRICT
LICKING COUNTY, OHIO**

NOTES TO THE BASIC FINANCIAL STATEMENTS
FOR THE FISCAL YEAR ENDED JUNE 30, 2008

NOTE 15 - BUDGETARY BASIS OF ACCOUNTING - (Continued)

The adjustments necessary to convert the results of operations for the year on the budget basis to the GAAP basis for the general fund is as follows:

	<u>General Fund</u>
Budget basis	\$ 1,550,164
Net adjustment for revenue accruals	(325,583)
Net adjustment for expenditure accruals	831,333
Net adjustment for other sources/uses	(115,110)
Adjustment for encumbrances	<u>831,103</u>
GAAP basis	<u>\$ 2,771,907</u>

NOTE 16 - CONTINGENCIES

A. Grants

The District receives significant financial assistance from numerous federal, State and local agencies in the form of grants. The disbursement of funds received under these programs generally requires compliance with terms and conditions specified in the grant agreements and are subject to audit by the grantor agencies. Any disallowed claims resulting from such audits could become a liability of the District. However, in the opinion of management, any such disallowed claims will not have a material effect on the financial position of the District.

B. Litigation

The District is involved in no material litigation as either plaintiff or defendant.

NOTE 17 - INCOME TAXES

The District levies a voted tax of one percent for general operation on the income of residents and of estates. The tax was effective on January 1, 1998, and was renewed for another five years in 2007. Employers of the residents are required to withhold income tax on compensation and remit the tax to the State. Taxpayers are required to file an annual return. The State makes quarterly distributions to the District after withholding amounts for administrative fees and estimated refunds. Income tax revenue is credited to the general fund and totaled \$8,297,755 during fiscal year 2008.

**NEWARK CITY SCHOOL DISTRICT
LICKING COUNTY, OHIO**

NOTES TO THE BASIC FINANCIAL STATEMENTS
FOR THE FISCAL YEAR ENDED JUNE 30, 2008

NOTE 18 - STATUTORY RESERVES

The District is required by State law to set-aside certain general fund revenue amounts, as defined by statute, into various reserves. These reserves are calculated and presented on a cash basis. During the fiscal year ended June 30, 2008, the reserve activity was as follows:

	Textbooks/ Instructional <u>Materials</u>	Capital <u>Acquisition</u>	<u>Budget Stabilization</u>	
			<u>Designated</u>	<u>Reserved</u>
Set-aside balance as of June 30, 2007	\$ (865,307)	\$ (73,011,499)	\$ 669,981	\$ 264,425
Current year set-aside requirement	996,800	996,800	-	-
Current year offsets	-	(1,473,757)	-	-
Qualifying disbursements	<u>(731,843)</u>	<u>-</u>	<u>-</u>	<u>-</u>
Total	<u>\$ (600,350)</u>	<u>\$ (73,488,456)</u>	<u>\$ 669,981</u>	<u>\$ 264,425</u>
Balance carried forward to FY 2009	<u>\$ (600,350)</u>	<u>\$ (73,011,499)</u>	<u>\$ 669,981</u>	<u>\$ 264,425</u>

Monies representing BWC refunds that were received prior to April 10, 2001, have been shown as a restricted asset and reserved fund balance in the general fund since allowable expenditures are restricted by State statute. The District is still required by State law to maintain the textbook/instructional materials reserve and the capital acquisition reserve. The Board of Education resolved to maintain the budget reserve, which will be shown as designated fund balance in the general fund.

The District had qualifying disbursements during the year and in prior years that maintained the set-aside amount below zero for the textbooks/instructional materials reserve. These extra amounts may be used to reduce the set-aside requirement for future years. The negative amount is therefore presented as being carried forward to the next fiscal year. The capital acquisition reserve had debt related offsets in prior years and the current year that have been carried forward to future years. Excess qualifying disbursements and offsets (non debt related) may not be carried forward.

The District also had \$18,364 in the general fund restricted by the State of Ohio for school bus purchases.

A schedule of the governmental fund restricted assets at June 30, 2008 follows:

Amount restricted for BWC refunds	\$ 264,425
Amount restricted for school bus purchase	<u>18,364</u>
Total restricted assets	<u>\$ 282,789</u>

**NEWARK CITY SCHOOL DISTRICT
LICKING COUNTY, OHIO**

NOTES TO THE BASIC FINANCIAL STATEMENTS
FOR THE FISCAL YEAR ENDED JUNE 30, 2008

NOTE 19 - CONTRACTUAL COMMITMENTS

As of June 30, 2008, the District has commitments with the following companies for the construction project.

	Contract Amount	Amount Paid as of June 30, 2008	Amount Remaining on Contract
Gutridge Plumbing, Inc.	\$ 6,883,047	\$ 6,473,227	\$ 409,820
Claypool Electric, Inc.	2,726,000	2,380,620	345,380
RW Setterlin Building Co.	14,718,700	14,695,931	22,769
Hilscher-Clarke Electric Co.	4,144,311	4,095,732	48,579
Clagget & Sons, Inc.	4,241,335	4,232,223	9,112
Robertson Construction	10,676,940	8,355,798	2,321,142
Houston Plumbing	2,747,000	2,729,395	17,605
Accurate Electric Construction	1,165,000	-	1,165,000
Certified Mechanical	82,295	-	82,295
Crawford Mechanical Services	292,600	-	292,600
H&A Mechanical, Inc.	1,027,000	-	1,027,000
Total	\$ 48,704,228	\$ 42,962,926	\$ 5,741,302

These contractual commitments relate to the OSFC project undertaken by the District. In addition to the amounts paid above, the District has recorded contracts payable and retainage payable in the amounts of \$735,124 and \$581,600, respectively, for costs incurred prior to fiscal year end on the OSFC project. Costs incurred by fiscal year end (including contracts and retainage payable) have been recorded as construction-in-progress in the District's capital assets (See Note 8).

NOTE 20 - NEWARK DIGITAL ACADEMY

The Newark Digital Academy (NDA) is a nonprofit corporation established pursuant to Ohio Revised Code Chapters 1702 and 3314. NDA is an approved tax-exempt organization under Section 501(c)(3) of the Internal Revenue Code. Management is not aware of any course of action or series of events that have occurred that might adversely affect NDA's tax exempt status. NDA's objective is to deliver a comprehensive educational program of high quality, tied to state and national standards, which can be delivered to students in the K-12 population entirely through distance learning technologies. The students may include, but will not be limited to, home schoolers, children with special physical and mental needs, students removed from the regular classroom for discipline concerns, students who need an alternative to the traditional classroom for various reasons, including religious reasons, transient students, and students with the Newark City School District, (sponsor of the NDA), that desire a specific course not currently offered but is available through online instruction.

NDA was created on February 11, 2003 by entering into a five year contract with the Newark City School District (the Sponsor) through fiscal year 2008. The Sponsor is responsible for evaluating the performance of the NDA and has the authority to deny renewal of the contract at its expiration. The Sponsor provided and maintained space at its technology center at no cost for NDA during fiscal year 2008. NDA paid purchased services to Tri-Rivers Educational Computer Association (TRECA) for providing the planning, design, implementation, instructional, administrative and technical consulting services during the fiscal year.

**NEWARK CITY SCHOOL DISTRICT
LICKING COUNTY, OHIO**

NOTES TO THE BASIC FINANCIAL STATEMENTS
FOR THE FISCAL YEAR ENDED JUNE 30, 2008

NOTE 20 - NEWARK DIGITAL ACADEMY - (Continued)

NDA operates under the direction of a five-member Board of Directors. The Board of Directors is responsible for carrying out provisions of the contract which, include, but are not limited to, State-mandated provisions regarding student population, curriculum, academic goals, performance standards, admission standards, and qualifications of teachers.

A. Summary of Significant Accounting Policies

The financial statements of NDA have been prepared in conformity with generally accepted accounting principles (GAAP) as applied to governmental units. The Governmental Accounting Standards Board (GASB) is the accepted standard-setting body for establishing governmental accounting and financial reporting principles. NDA also applies Financial Accounting Standards Board (FASB) statements and interpretations issued on or before November 30, 1989, provided they do not conflict with or contradict GASB pronouncements. NDA has elected not to apply FASB pronouncements and interpretations issued after November 30, 1989. Following are the more significant of the NDA's accounting policies.

Basis of Presentation - The NDA's basic financial statements consist of a statement of net assets; a statement of revenues, expenses, and changes in net assets; and a statement of cash flows.

NDA uses a single enterprise presentation for its financial records. Enterprise reporting focuses on the determination of operating income, changes in net assets, financial position, and cash flows.

Measurement Focus - The enterprise activity is accounted for using a flow of economic resources measurement focus. All assets and liabilities associated with the operation of NDA are included on the statement of net assets. The statement of revenues, expenses, and changes in net assets presents increases (e.g. revenues) and decreases (e.g. expenses) in total net assets. The statement of cash flows reflects how NDA's finances meet its cash flow needs.

Basis of Accounting - Basis of accounting determines when transactions are recorded in the financial records and reported on the financial statements. NDA's financial statements are prepared using the accrual basis of accounting. Revenue resulting from exchange transactions, in which each party gives and receives essentially equal value, is recorded on the accrual basis when the exchange takes place. Revenue resulting from nonexchange transactions, in which NDA receives value without directly giving equal value in return, such as grants and entitlements, are recognized in the period in which all eligibility requirements have been satisfied. Eligibility requirements include timing requirements, which specify the period when the resources are required to be used or the period when use is first permitted, matching requirements, in which NDA must provide local resources to be used for a specified purpose, and expenditure requirements, in which the resources are provided to NDA on a reimbursement basis. Expenses are recognized at the time they are incurred.

Budgetary Process - Unlike other public schools located in the State of Ohio, community schools are not required to follow the budgetary provisions set forth in Ohio Revised Code Chapter 5705, unless specifically provided by the NDA's contract with its Sponsor. The contract between NDA and its Sponsor prescribes an annual budget requirement as part of preparing a five year forecast, which is updated on an annual basis.

Cash and Cash Equivalents - Cash received by NDA is reflected as "cash and cash equivalents" on the statement of net assets. NDA had no investments during the fiscal year ended June 30, 2008.

Capital Assets - All capital assets are capitalized at cost and updated for additions and reductions during the year. Donated fixed assets are recorded at their fair market values as of the date received.

**NEWARK CITY SCHOOL DISTRICT
LICKING COUNTY, OHIO**

NOTES TO THE BASIC FINANCIAL STATEMENTS
FOR THE FISCAL YEAR ENDED JUNE 30, 2008

NOTE 20 - NEWARK DIGITAL ACADEMY - (Continued)

The NDA maintains a capitalization threshold of one thousand dollars. The NDA does not possess any infrastructure.

All reported capital assets are depreciated. Depreciation is computed using the straight-line method. Furniture is depreciated over twenty years, and computers are depreciated over six years.

Prepaid Items - Payments made to vendors for services that will benefit periods beyond June 30, 2008 are recorded as prepaid items using the consumption method. A current asset for the prepaid amount is recorded at the time of purchase and an expenditure/expense is reported in the year which services are consumed.

Net Assets - Net assets represent the difference between assets and liabilities. Net assets invested in capital assets, net of related debt consists of capital assets, net of accumulated depreciation, reduced by the outstanding balances of any borrowings used for the acquisition, construction, or improvement of those assets. Net assets are reported as restricted when there are limitations imposed on their use either through the enabling legislation adopted by the NDA or through external restrictions imposed by creditors, grantors or laws, or regulations of other governments.

The NDA applies restricted resources first when an expense is incurred for purposes for which both restricted and unrestricted net assets are available.

Restricted Assets - There are certain resources set aside due to restricted State and federal grant funding. The NDA had none at June 30, 2008.

Operating Revenues and Expenses - Operating revenues are those revenues that are generated directly from the primary activity of the NDA. Operating expenses are necessary costs incurred to provide goods or services that are the primary activity of the NDA. All revenues and expenditures not meeting this definition are reported as non-operating.

Estimates - The preparation of financial statements in conformity with generally accepted accounting principles requires management to make estimates and assumptions that affect the amounts reported on the financial statements and accompanying notes. Actual results may differ from those estimates.

Change in Accounting Policies - For fiscal year 2008, NDA has implemented GASB Statement No. 45, "Accounting and Financial Reporting for Postemployment Benefits Other than Pensions", GASB Statement No. 48, "Sales and Pledges of Receivables and Future Revenues and Intra-Entity Transfers of Assets and Future Revenues", and GASB Statement No. 50, "Pension Disclosures".

GASB Statement No. 45 establishes uniform standards of financial reporting for other postemployment benefits and increases the usefulness and improves the faithfulness of representations in the financial reports. The implementation of GASB Statement No. 45 did not have an effect on the financial statements of NDA; however, certain disclosures related to postemployment benefits have been modified to conform to the new reporting requirements.

GASB Statement No. 48 establishes criteria to ascertain whether certain transactions should be regarded as sales or as collateralized borrowings, as well as disclosure requirements for future revenues that are pledged and sold. The implementation of GASB Statement No. 48 did not have an effect on the financial statements of NDA.

**NEWARK CITY SCHOOL DISTRICT
LICKING COUNTY, OHIO**

NOTES TO THE BASIC FINANCIAL STATEMENTS
FOR THE FISCAL YEAR ENDED JUNE 30, 2008

NOTE 20 - NEWARK DIGITAL ACADEMY - (Continued)

GASB Statement No. 50 establishes standards that more closely align the financial reporting requirements for pensions with those of other postemployment benefits. The implementation of GASB Statement No. 50 did not have an effect on the financial statements of NDA.

B. Deposits and Investments

At June 30, 2008, the carrying amount of NDA's deposits was \$178,629. Based upon the criteria described in GASB Statement No. 40, "Deposits and Investment Risk Disclosure", as of June 30, 2008, \$158,485 of the NDA's bank balance of \$258,485 was exposed to custodial risk, while \$100,000 was covered by the Federal Depository Insurance Corporation. There are no significant statutory restrictions regarding the deposit and investment of funds by the nonprofit corporation.

C. Capital Assets

Capital asset activity for the fiscal year ended June 30, 2008, was as follows:

	<u>Balance at</u> <u>06/30/07</u>	<u>Additions</u>	<u>Reductions</u>	<u>Balance at</u> <u>06/30/08</u>
Capital Assets:				
Furniture and equipment	\$ 122,032	\$ 8,368	\$ -	\$ 130,400
Less accumulated depreciation				
Furniture and equipment	<u>(48,361)</u>	<u>(19,855)</u>	<u>-</u>	<u>(68,216)</u>
Capital Assets, Total	<u>\$ 73,671</u>	<u>\$ (11,487)</u>	<u>\$ -</u>	<u>\$ 62,184</u>

D. Contingencies

Grants - The NDA received financial assistance from federal and State agencies in the form of grants. The expenditure of funds received under these programs generally requires compliance with terms and conditions specified in the grant agreements and is subject to audit by the grantor agencies.

Any disallowed claims resulting from such audits could become a liability of the general fund or other applicable funds. However, in the opinion of management, any such disallowed claims will not have a material adverse effect on the overall financial position of the NDA at June 30, 2008.

Litigation - A lawsuit entitled *Beverly Blount-Hill, et al. v. State of Ohio, et al.*, Case #: 3:04CV197 was filed in the U.S. District Court, Southern District of Ohio, Western Division in October 2004. The suit alleges that the funding provisions of the Ohio Community Schools Act, O.R.C. Section 3314, violate both the Ohio and Federal constitutions. If the funding scheme is determined to be unconstitutional, it could have financial ramifications for all community/charter schools. The case is currently pending, and the effect of this suit, if any, on the NDA cannot presently be determined.

There are currently no other matters in litigation with the NDA as defendant.

**NEWARK CITY SCHOOL DISTRICT
LICKING COUNTY, OHIO**

NOTES TO THE BASIC FINANCIAL STATEMENTS
FOR THE FISCAL YEAR ENDED JUNE 30, 2008

NOTE 20 - NEWARK DIGITAL ACADEMY - (Continued)

State Foundation Funding - The Ohio Department of Education conducts reviews of enrollment data and full-time equivalency (FTE) calculations made by the schools. These reviews are conducted to ensure the schools are reporting accurate student enrollment data to the State, upon which State Foundation Funding is calculated. The NDA has an immaterial liability in the amount of \$6,443 due in fiscal year 2009, as a result of the reviews.

NOTE 21 - PAR EXCELLENCE ACADEMY

The Par Excellence Academy (the "Par Ex") is a discretely presented component unit of the Newark City School District (the "District"). The District is the Sponsor of the Par Ex. The Par Ex issues a publicly available, stand-alone financial report that includes financial statements and supplementary information. That report may be obtained by writing to Treasurer of the Par Ex at 85 East Main Street, Newark, Ohio 43055.

A. Summary of Significant Accounting Policies

The basic financial statements (BFS) of the Par Ex have been prepared in conformity with accounting principles generally accepted in the United States of America (GAAP) as applied to governmental units. The Governmental Accounting Standards Board (GASB) is the accepted standard-setting body for establishing governmental accounting and financial reporting principles. The Par Ex also applies Financial Accounting Standards Board (FASB) Statements and Interpretations issued prior to November 30, 1989, provided those pronouncements do not conflict with or contradict GASB pronouncements. The Par Ex has the option to also apply FASB Statements and Interpretations issued after November 30, 1989, subject to this same limitation. The Par Ex has elected not to apply these FASB Interpretations. The Par Ex's significant accounting policies are described below.

Basis of Presentation - The Par Ex uses enterprise accounting to report on its financial activities. Enterprise accounting focuses on the determination of operating income, changes in net assets, financial position and cash flows. Enterprise accounting may be used to account for any activity for which a fee is charged to external users for goods and services.

Operating revenues are those revenues that are generated directly from the primary activity of the Par Ex. Operating expenses are necessary costs incurred to provide the service that is the primary activity of the Par Ex. All revenues and expenses not meeting this definition are reported as non-operating.

Measurement Focus and Basis of Accounting - Enterprise accounting uses a flow of economic resources measurement focus. With this measurement focus, all assets and all liabilities are included on the statement of net assets. Operating statements present increases (i.e., revenues) and decreases (i.e., expenses) in net total assets. Basis of accounting refers to when revenues and expenses are recognized in the accounts and reported in the financial statements. Basis of accounting relates to the timing of the measurements made. The accrual basis of accounting is utilized for reporting purposes. Revenues are recognized when they are earned, and expenses are recognized when they are incurred.

Budgetary Process - Unlike other public schools located in the State of Ohio, community schools are not required to follow budgetary provisions set forth in Ohio Revised Code Section 5705, except House Bill 364, which took effect April 8, 2003, added Ohio Revised Code Section 3314.03 (11) (d), which states that community schools must comply with Ohio Revised Code Section 5705.391. This requires each community school to submit to the Ohio Department of Education (ODE) a five year forecast no later than October 31 of each year.

**NEWARK CITY SCHOOL DISTRICT
LICKING COUNTY, OHIO**

NOTES TO THE BASIC FINANCIAL STATEMENTS
FOR THE FISCAL YEAR ENDED JUNE 30, 2008

NOTE 21 - PAR EXCELLENCE ACADEMY - (Continued)

Cash - All monies received by the Par Ex are deposited in a demand deposit account.

Net Assets - Net assets represent the difference between assets and liabilities. Net assets are reported as restricted when there are limitations imposed on their use through external restrictions imposed by creditors, grantors or laws or regulations of other governments.

The Par Ex applies restricted resources first when an expense is incurred for purposes for which both restricted and unrestricted net assets are available. The Par Ex has no net assets restricted by enabling legislation.

Intergovernmental Revenue - The Par Ex currently participates in the State Foundation Program through the Ohio Department of Education. Revenue from this program is recognized as operating revenue in the accounting period in which all eligibility requirements have been met. Amounts awarded under State Foundation Program for the 2008 school year excluding federal and State grants totaled \$491,958.

Grants and entitlements are recognized as non-operating revenues in the accounting period in which all eligibility requirements have been met. Eligibility includes timing requirements, which specify the year when the resources are required to be used or the fiscal year when use is first permitted; matching requirements, in which the Par Ex must provide local resources to be used for a specified purpose; and expenditure requirements, in which the resources are provided to the Par Ex on a reimbursement basis. State and federal grants revenue for the fiscal year 2008 received was \$226,874.

Estimates - The preparation of financial statements in conformity with GAAP requires management to make estimates and assumptions that affect the amounts reported in the financial statements and accompanying notes. Actual results may differ from those estimates.

Compensated Absences Policy- Sick leave benefits are accrued as a liability as the benefits are earned if the employees' rights to receive compensation are attributable to services already rendered and it is probable that the Par Ex will compensate the employees for the benefits through paid time off. The Par Ex records a liability for accumulated unused sick leave time based on the vesting method for eligible and future eligible employees based on State laws.

Capital Assets and Depreciation - All capital assets are capitalized at cost and updated for additions and reductions during the year. Donated capital assets are recorded at their fair market value on the date donated. The Par Ex maintains a capitalization threshold of \$50. The Par Ex does not have any infrastructure. Improvements are capitalized. The costs of normal maintenance and repairs that do not add to the value of the asset or materially extend an asset's life are not capitalized.

All capital assets are depreciated. Improvements are depreciated over the remaining useful lives of the related capital assets. Depreciation is computed using the straight-line method. Equipment is depreciated over five years.

Change in Accounting Policies - For fiscal year 2008, the Par Ex has implemented GASB Statement No. 45, "Accounting and Financial Reporting for Postemployment Benefits Other than Pensions", GASB Statement No. 48, "Sales and Pledges of Receivables and Future Revenues and Intra-Entity Transfers of Assets and Future Revenues", and GASB Statement No. 50, "Pension Disclosures".

**NEWARK CITY SCHOOL DISTRICT
LICKING COUNTY, OHIO**

NOTES TO THE BASIC FINANCIAL STATEMENTS
FOR THE FISCAL YEAR ENDED JUNE 30, 2008

NOTE 21 - PAR EXCELLENCE ACADEMY - (Continued)

GASB Statement No. 45 establishes uniform standards of financial reporting for other postemployment benefits and increases the usefulness and improves the faithfulness of representations in the financial reports. The implementation of GASB Statement No. 45 did not have an effect on the financial statements of the Par Ex; however, certain disclosures related to postemployment benefits have been modified to conform to the new reporting requirements.

GASB Statement No. 48 establishes criteria to ascertain whether certain transactions should be regarded as sales or as collateralized borrowings, as well as disclosure requirements for future revenues that are pledged and sold. The implementation of GASB Statement No. 48 did not have an effect on the financial statements of the Par Ex.

GASB Statement No. 50 establishes standards that more closely align the financial reporting requirements for pensions with those of other postemployment benefits. The implementation of GASB Statement No. 50 did not have an effect on the financial statements of the Par Ex.

B. Deposits

At June 30, 2008, the carrying amount of the Par Ex's deposits was \$52,390. Based on the criteria described in GASB Statement No. 40, "Deposits and Investment Risk Disclosures", as of June 30, 2008, the Par Ex's bank balance of \$71,181 was covered by the FDIC. There are no significant statutory restrictions regarding the deposit and investment of funds by the nonprofit corporation.

C. Receivables

At June 30, 2008, receivables consisted of operating grants which are considered collectible within one year and presented on the statement of net assets as "intergovernmental receivable" in the amount of \$23,818.

D. Capital Assets

Capital asset activity for the fiscal year ended June 30, 2008, was as follows:

	Balance at <u>June 30, 2007</u>	<u>Additions</u>	<u>Disposals</u>	Balance at <u>June 30, 2008</u>
Furniture and equipment	\$ 64,818	\$ 43,079	\$ -	\$ 107,897
Less: accumulated depreciation	<u>(7,511)</u>	<u>(17,030)</u>	<u>-</u>	<u>(24,541)</u>
Capital assets, net	<u>\$ 57,307</u>	<u>\$ 26,049</u>	<u>\$ -</u>	<u>\$ 83,356</u>

**NEWARK CITY SCHOOL DISTRICT
LICKING COUNTY, OHIO**

NOTES TO THE BASIC FINANCIAL STATEMENTS
FOR THE FISCAL YEAR ENDED JUNE 30, 2008

NOTE 21 - PAR EXCELLENCE ACADEMY - (Continued)

E. Long-Term Obligations

The Par Ex's long-term obligations during fiscal year 2008 were as follows:

	<u>Balance at</u> <u>June 30, 2007</u>	<u>Additions</u>	<u>Reductions</u>	<u>Balance at</u> <u>June 30, 2008</u>	<u>Due Within</u> <u>One Year</u>
Loans payable	\$ 41,325	\$ -	\$ (19,724)	\$ 21,601	\$ 21,601
Compensated absences	<u>1,128</u>	<u>855</u>	<u>(1,128)</u>	<u>855</u>	<u>-</u>
Total long-term liabilities	<u>\$ 42,453</u>	<u>\$ 855</u>	<u>\$ (20,852)</u>	<u>\$ 22,456</u>	<u>\$ 21,601</u>

The Par Ex obtained a bank loan through a line-of-credit during the year in order to maintain operations. The Par Ex has a balance of \$21,601 outstanding at year-end and is expected to be repaid over the next year.

Compensated absences will be paid from the fund from which the employee's salaries are paid.

F. Operating Lease-Classrooms

The Par Ex entered into an agreement with the Newark City School District on August 9, 2005, for premises located at 96 Maholm Street, Newark, Ohio 43055 to use for classrooms. The lease began on August 9, 2005 and ends on July 1, 2008. No lease payments were required to be made during fiscal year 2008.

G. Compensated Absences

Employees accumulate sick leave at a rate of 5 days per year. Unused sick leave may accumulate. A liability for eligible employees is recorded on the statement of net assets.

H. Contingencies

Grants - The Par Ex received financial assistance from a State agency in the form of grants. The expenditure of funds received under these programs generally requires compliance with terms and conditions specified in the grant agreements and are subject to audit by the grantor agencies. Any disallowed claims resulting from such audits could become a liability. However, in the opinion of management, any such disallowed claims will not have a material adverse effect on the overall financial position of the Par Ex at June 30, 2008.

State Foundation Funding - The Ohio Department of Education (ODE) conducts reviews of enrollment data and full-time equivalency (FTE) calculations made by the schools. These reviews are conducted to ensure the schools are reporting accurate student enrollment data to the State, upon which State foundation funding is calculated. Par Ex was reviewed during fiscal year 2007, which resulted in a reduction of the amount disbursed by ODE through foundation settlements. Par Ex anticipates no adjustments to State funding for fiscal year 2009, as a result of the reviews which have yet to be completed.

**NEWARK CITY SCHOOL DISTRICT
LICKING COUNTY, OHIO**

**NOTES TO THE BASIC FINANCIAL STATEMENTS
FOR THE FISCAL YEAR ENDED JUNE 30, 2008**

NOTE 21 - PAR EXCELLENCE ACADEMY - (Continued)

Litigation - A lawsuit entitled *Beverly Blount-Hill, et al. v. State of Ohio, et al.*, Case #: 3:04CV197 was filed in the U.S. District Court, Southern District of Ohio, Western Division in October 2004. The suit alleges that the funding provisions of the Ohio Community Schools Act, O.R.C. Section 3314, violate both the Ohio and Federal constitutions. If the funding scheme is determined to be unconstitutional, it could have financial ramifications for all community/charter schools. The case is currently pending, and the effect of this suit, if any, on the Par Ex cannot presently be determined.

Par Ex is not involved in any other litigation that, in the opinion of management, would have a material effect on the financial statements.

I. Related Party Transaction

Certain members of the Par Ex's Board are also board members of the Par Excellence Learning Center, a private school. The Par Ex has an outstanding balance of \$7,325 in the form of a line-of-credit reported as "Loans Payable" which is maintained at Park National Bank, which employs an Par Ex Board member who was also a board member of the Par Excellence Learning Center during fiscal year 2008.

COMBINING STATEMENTS
AND INDIVIDUAL FUND SCHEDULES

SUPPLEMENTAL INFORMATION

**NEWARK CITY SCHOOL DISTRICT
LICKING COUNTY, OHIO**

MAJOR FUNDS

General Fund

The general fund is used to account for resources traditionally associated with a school district which are not required legally or by sound financial management to be accounted for in another fund. These activities include, but are not limited to, general instruction, pupil services, operation and maintenance of facilities, student transportation, and administration.

Since there is only one general fund and the legal level of budgetary control is not greater than that presented in the basic financial statements, no additional financial statements are presented here.

Debt Service Fund

A fund used to account for the accumulation of resources and payment of general obligation bond principal and interest and certain long-term obligations from governmental resources when the government is obligated in some manner for payment. It is also used to account for the accumulation of resources and payment of general obligation bonds and library bonds payable, as required by Ohio Law.

Building Fund

This fund is used to account for monies received and expended in connection with the renovation and construction of District buildings.

**NEWARK CITY SCHOOL DISTRICT
LICKING COUNTY, OHIO**

SCHEDULE OF REVENUES, EXPENDITURES AND CHANGES IN
FUND BALANCE - BUDGET AND ACTUAL (NON-GAAP BUDGETARY BASIS)
FOR THE FISCAL YEAR ENDED JUNE 30, 2008

	<u>Budgeted Amounts</u>		<u>Actual</u>	<u>Variance with Final Budget- Positive (Negative)</u>
	<u>Original</u>	<u>Final</u>		
Debt Service				
Total Revenues and Other Sources	\$ 5,010,000	\$ 5,010,000	\$ 5,021,579	\$ 11,579
Total Expenditures and Other Uses	<u>4,971,349</u>	<u>4,974,349</u>	<u>4,973,792</u>	<u>557</u>
Net Change in Fund Balances	38,651	35,651	47,787	12,136
Fund balance at beginning of year	<u>3,257,652</u>	<u>3,257,652</u>	<u>3,257,652</u>	<u>-</u>
Fund balance at end of year	<u>\$ 3,296,303</u>	<u>\$ 3,293,303</u>	<u>\$ 3,305,439</u>	<u>\$ 12,136</u>
Building Fund				
Total Revenues and Other Sources	\$ 1,750,000	\$ 1,750,000	\$ 1,494,196	\$ (255,804)
Total Expenditures and Other Uses	<u>34,010,950</u>	<u>34,010,950</u>	<u>30,499,706</u>	<u>3,511,244</u>
Net Change in Fund Balances	(32,260,950)	(32,260,950)	(29,005,510)	3,255,440
Fund balance at beginning of year	13,277,857	13,277,857	13,277,857	-
Prior Year Encumbrances Appropriated	<u>19,010,950</u>	<u>19,010,950</u>	<u>19,010,950</u>	<u>-</u>
Fund balance at end of year	<u>\$ 27,857</u>	<u>\$ 27,857</u>	<u>\$ 3,283,297</u>	<u>\$ 3,255,440</u>

**NEWARK CITY SCHOOL DISTRICT
LICKING COUNTY, OHIO**

COMBINING BALANCE SHEET
NONMAJOR GOVERNMENTAL FUNDS
JUNE 30, 2008

	Nonmajor Special Revenue Funds	Nonmajor Capital Projects Fund	Total Nonmajor Governmental Funds
Assets:			
Equity in pooled cash and cash equivalents.	\$ 1,853,806	\$ 1,599,403	\$ 3,453,209
Investments.	-	3,309,251	3,309,251
Receivables:			
Property taxes	-	1,480,496	1,480,496
Accounts.	128	-	128
Intergovernmental	1,128,763	-	1,128,763
Prepayments.	2,198	-	2,198
Materials and supplies inventory	31,232	-	31,232
Total assets.	\$ 3,016,127	\$ 6,389,150	\$ 9,405,277
Liabilities:			
Accounts payable.	\$ 37,487	\$ 14,180	\$ 51,667
Contracts payable.	7,642	-	7,642
Accrued wages and benefits	883,330	-	883,330
Compensated absences payable	5,512	-	5,512
Pension obligation payable.	287,272	-	287,272
Intergovernmental payable	56,229	530	56,759
Interfund loan payable	74,691	-	74,691
Deferred revenue.	755,615	63,530	819,145
Unearned revenue	-	1,333,854	1,333,854
Total liabilities.	2,107,778	1,412,094	3,519,872
Fund balances:			
Reserved for encumbrances	265,200	105,853	371,053
Reserved for materials and supplies inventory	31,232	-	31,232
Reserved for property tax unavailable for appropriation	-	74,440	74,440
Reserved for prepayments	2,198	-	2,198
Unreserved, reported in:			
Special revenue funds	609,719	-	609,719
Capital projects funds	-	4,796,763	4,796,763
Total fund balances	908,349	4,977,056	5,885,405
Total liabilities and fund balances	\$ 3,016,127	\$ 6,389,150	\$ 9,405,277

**NEWARK CITY SCHOOL DISTRICT
LICKING COUNTY, OHIO**

COMBINING STATEMENT OF REVENUES, EXPENDITURES AND CHANGES IN FUND BALANCES
NONMAJOR GOVERNMENTAL FUNDS
FOR THE FISCAL YEAR ENDED JUNE 30, 2008

	Nonmajor Special Revenue Funds	Nonmajor Capital Projects Fund	Total Nonmajor Governmental Funds
Revenues:			
From local sources:			
Taxes	\$ -	\$ 1,456,715	\$ 1,456,715
Charges for services	1,135,897	-	1,135,897
Earnings on investments	38,020	14,090	52,110
Extracurricular	216,583	-	216,583
Other local revenues	134,206	90	134,296
Intergovernmental - intermediate.	12,000	-	12,000
Intergovernmental - State	2,987,959	252,781	3,240,740
Intergovernmental - Federal	6,698,334	-	6,698,334
Total revenues	11,222,999	1,723,676	12,946,675
Expenditures:			
Current:			
Instruction:			
Regular	2,377,257	128,410	2,505,667
Special	2,143,330	-	2,143,330
Other	279,774	-	279,774
Support services:			
Pupil	323,403	-	323,403
Instructional staff.	2,134,291	8,967	2,143,258
Administration	240,228	-	240,228
Fiscal.	24,282	30,239	54,521
Business	-	2,919	2,919
Operations and maintenance	11,243	201,965	213,208
Pupil transportation	31,013	24,332	55,345
Central	78,327	214,780	293,107
Operation of non-instructional services:			
Food service operation	2,739,353	-	2,739,353
Other non-instructional services	77,049	-	77,049
Extracurricular activities.	225,061	3,729	228,790
Intergovernmental pass through	523,960	-	523,960
Facilities acquisition and construction.	-	458,840	458,840
Debt service:			
Principal retirement	-	648,183	648,183
Interest and fiscal charges	-	42,061	42,061
Total expenditures	11,208,571	1,764,425	12,972,996
Excess (deficiency) of revenues over (under) expenditures	14,428	(40,749)	(26,321)
Other financing sources:			
Transfers in.	60,000	3,295,161	3,355,161
Sale of capital assets.	-	390,000	390,000
Total other financing sources	60,000	3,685,161	3,745,161
Net change in fund balances.	74,428	3,644,412	3,718,840
Fund balances at beginning of year	840,483	1,332,644	2,173,127
Decrease in reserve for inventory	(6,562)	-	(6,562)
Fund balances at end of year	\$ 908,349	\$ 4,977,056	\$ 5,885,405

THIS PAGE IS INTENTIONALLY LEFT BLANK

**NEWARK CITY SCHOOL District
LICKING COUNTY, OHIO**

COMBINING STATEMENTS - NONMAJOR FUNDS

Nonmajor Special Revenue Funds

The special revenue funds are used to account for the proceeds of specific revenue sources (other than amounts relating to expendable trusts or major capital projects) that are legally restricted to expenditure for specified purposes. The title of each special revenue fund is descriptive of the activities accounted for therein. The nonmajor special revenue funds are:

Public School Support

To account for specific local revenue sources (other than taxes) generated by individual school buildings (i.e. sales of pictures, profits from vending machines, etc.). Expenditures include field trips, materials, equipment and other items to supplement co-curricular and extra-curricular programs.

Miscellaneous Grants

To account for a number of small local grants that are restricted for specific expenditures.

District Managed Student Activity

To account for those student activity programs which have student participation in the activity, but do not have student management of the programs. This fund includes athletic programs as well as band, cheerleaders, drama clubs, and other similar types of activities.

Auxiliary Services

To account for State funds which provide services and materials to students attending non-public schools within the boundaries of the District as provided by State law.

Management Information Systems

To account for State funds provided to assist the District in implementing a staff, student, and financial reporting system as mandated by the Omnibus Education Reform Act of 1989.

Entry Year Programs

To account for State funds which provide entry-year programs pursuant to Ohio Revised Code Section 3317.024(T)

Data Communications

To account for revenues received from the State to be used to install and provide support costs for data communication links to connect any school to the local A-site.

SchoolNet Professional Development

To account for revenues received to provide professional development programs related to technology

Ohio Reads Grant

To account for improvements in reading outcomes, especially on the fourth grade reading proficiency test and for volunteer coordinators in public school buildings, for background checks for volunteers, to evaluate the Ohio Reads Program, and for operating expenses associated with administering the program.

**NEWARK CITY SCHOOL District
LICKING COUNTY, OHIO**

COMBINING STATEMENTS - NONMAJOR FUNDS

Nonmajor Special Revenue Funds (Continued)

High Schools That Work ("HSTW")

To account for vocational education enhancements that expand the number of students enrolled in tech prep programs, enable students to develop career plan, and replace or update equipment essential for the instruction of students in job skills taught as part of a covational program or programs approved for such instruction by the State Board of Education

Alternative Schools

To account for alternative educational programs for existing and new at-risk and delinquent youth. Programs shall be focused on youth in one or more of the following categories: those who have been expelled or suspended, those who have dropped out of school or who are at risk of dropping out of school, those who are habitually truant or disruptive, or those on probation or on parole from a Department of Youth Services' facility.

Poverty Aid/DPIA

To account for monies appropriated for poverty based assistance as well as part of the State foundation system. Programs included are academic intervention, all-day kindergarten, class-size reduction, Limited English Proficient students, professional development, dropout prvention, and community outreach

Miscellaneous State Grants

To account for monies received from State agencies which are not classified elsewhere.

Title VI-B

To account for Federal funds for the provision of full educational opportunities to handicapped children at the preschool, elementary and secondary levels; assist in the training of teachers, supervisors and other specialists in providing educational services to the handicapped.

Title I

To account for Federal funds for services provided to meet special educational needs of educationally deprived children

Title VI

To account for Federal funds to proved programs for at-risk students; instructional materials to improve the quality of instruction; programs of professional development; programs to enhance personal excellence of students and student achievement.

Drug Free Schools Program

To account for Federal funds for the establishment, operation and improvement of drug abuse prevention programs, early intervention, rehabilitation referral and education in schools.

EHA Preschool Grant

To account for Federal funds used for the improvement and expansion of services for handicapped children ages three through five years.

**NEWARK CITY SCHOOL District
LICKING COUNTY, OHIO**

COMBINING STATEMENTS - NONMAJOR FUNDS

Nonmajor Special Revenue Funds (Continued)

Reducing Class Size

To account for a Federal grant aimed at reducing class sizes through out the District.

Miscellaneous Federal Grants

To account for Federal revenues received through State agencies from the Federal government or directly from the Federal government which are not classified elsewhere.

Food Service

To account for all revenues and expenditures related to the provision of food services, including breakfast and lunch, for the District students and staff.

School Activity Trusts

To account for trust agreements in which the principal and income are used to support District programs

Staff Trusts

To account for revenues and expenditures related to vending and donations from employees to support District programs

NEWARK CITY SCHOOL DISTRICT
LICKING COUNTY, OHIO
 COMBINING BALANCE SHEET
 NONMAJOR SPECIAL REVENUE FUNDS
 JUNE 30, 2008

	<u>Public School Support</u>	<u>Miscellaneous Grants</u>	<u>District Managed Student Activity</u>	<u>Auxiliary Services</u>
Assets:				
Equity in pooled cash and cash equivalents.	\$ 94,426	\$ 77,716	\$ 166,402	\$ 118,211
Receivables:				
Accounts.	-	-	-	-
Intergovernmental	-	-	-	-
Prepayments.	-	-	-	-
Materials and supplies inventory	-	-	-	-
Total assets.	<u>\$ 94,426</u>	<u>\$ 77,716</u>	<u>\$ 166,402</u>	<u>\$ 118,211</u>
Liabilities:				
Accounts payable.	\$ 40	\$ 1,885	\$ 8,181	\$ 1,609
Contracts payable.	-	-	-	7,642
Accrued wages and benefits	-	-	-	24,858
Compensated absences payable	-	-	-	-
Pension obligation payable.	-	-	-	4,725
Intergovernmental payable	-	-	116	1,199
Interfund loan payable	-	-	-	-
Deferred revenue.	-	-	-	-
Total liabilities.	<u>40</u>	<u>1,885</u>	<u>8,297</u>	<u>40,033</u>
Fund balances:				
Reserved for encumbrances	9,399	4,270	22,366	1,926
Reserved for materials and supplies inventory	-	-	-	-
Reserved for prepayments	-	-	-	-
Unreserved-undesignated (deficit)	84,987	71,561	135,739	76,252
Total fund balances (deficits)	<u>94,386</u>	<u>75,831</u>	<u>158,105</u>	<u>78,178</u>
Total liabilities and fund balances.	<u>\$ 94,426</u>	<u>\$ 77,716</u>	<u>\$ 166,402</u>	<u>\$ 118,211</u>

<u>Management Information Systems</u>	<u>Entry Year Programs</u>	<u>SchoolNet Professional Development</u>	<u>HSTW</u>	<u>Poverty Aid/ DPIA</u>
\$ 1,483	\$ -	\$ 475	\$ -	\$ 279,192
-	-	-	-	-
-	-	-	2,986	-
54	-	-	-	-
-	-	-	-	-
<u>\$ 1,537</u>	<u>\$ -</u>	<u>\$ 475</u>	<u>\$ 2,986</u>	<u>\$ 279,192</u>
\$ -	\$ -	\$ -	\$ -	\$ -
-	-	-	-	-
101	-	-	-	268,418
-	-	-	-	-
2,658	-	-	-	45,296
195	107	2	-	13,455
-	-	-	2,986	-
-	-	-	-	-
<u>2,954</u>	<u>107</u>	<u>2</u>	<u>2,986</u>	<u>327,169</u>
-	-	-	-	-
-	-	-	-	-
54	-	-	-	-
<u>(1,471)</u>	<u>(107)</u>	<u>473</u>	<u>-</u>	<u>(47,977)</u>
<u>(1,417)</u>	<u>(107)</u>	<u>473</u>	<u>-</u>	<u>(47,977)</u>
<u>\$ 1,537</u>	<u>\$ -</u>	<u>\$ 475</u>	<u>\$ 2,986</u>	<u>\$ 279,192</u>

- Continued

**NEWARK CITY SCHOOL DISTRICT
LICKING COUNTY, OHIO**

COMBINING BALANCE SHEET
NONMAJOR SPECIAL REVENUE FUNDS (CONTINUED)
JUNE 30, 2008

	<u>Miscellaneous State Grants</u>	<u>Title VI-B</u>	<u>Title I</u>	<u>Title VI</u>
Assets:				
Equity in pooled cash and cash equivalents.	\$ 18,981	\$ 75,656	\$ 87,322	\$ -
Receivables:				
Accounts.	-	-	-	-
Intergovernmental	-	210,845	333,592	16,776
Prepayments.	-	-	-	-
Materials and supplies inventory	-	-	-	-
Total assets.	<u>\$ 18,981</u>	<u>\$ 286,501</u>	<u>\$ 420,914</u>	<u>\$ 16,776</u>
Liabilities:				
Accounts payable.	\$ 1,339	\$ 82	\$ 9,990	\$ -
Contracts payable.	-	-	-	-
Accrued wages and benefits	3,543	166,115	191,876	-
Compensated absences payable	-	-	2,286	-
Pension obligation payable.	1,867	67,867	27,565	-
Intergovernmental payable	189	20,031	9,688	-
Interfund loan payable	-	-	-	-
Deferred revenue.	-	210,845	333,592	16,776
Total liabilities.	<u>6,938</u>	<u>464,940</u>	<u>574,997</u>	<u>16,776</u>
Fund balances:				
Reserved for encumbrances	1,288	35,717	72,552	-
Reserved for materials and supplies inventory	-	-	-	-
Reserved for prepayments	-	-	-	-
Unreserved-undesignated (deficit)	10,755	(214,156)	(226,635)	-
Total fund balances (deficits)	<u>12,043</u>	<u>(178,439)</u>	<u>(154,083)</u>	<u>-</u>
Total liabilities and fund balances.	<u>\$ 18,981</u>	<u>\$ 286,501</u>	<u>\$ 420,914</u>	<u>\$ 16,776</u>

<u>Drug Free Schools Program</u>	<u>EHA Preschool Grant</u>	<u>Reducing Class Size</u>	<u>Miscellaneous Federal Grants</u>	<u>Food Service</u>
\$ 7,802	\$ 950	\$ 13,163	\$ 71,902	\$ 739,128
-	-	-	-	128
27,723	-	129,792	138,896	268,153
-	-	-	-	2,144
-	-	-	-	31,232
<u>\$ 35,525</u>	<u>\$ 950</u>	<u>\$ 142,955</u>	<u>\$ 210,798</u>	<u>\$ 1,040,785</u>
\$ 1,136	\$ -	\$ 7,258	\$ -	\$ 5,967
-	-	-	-	-
2,090	-	73,463	9,064	143,802
-	-	-	-	3,226
370	1,014	12,780	1,412	121,718
101	150	3,357	599	7,040
16,709	-	5,183	49,813	-
18,816	-	46,299	129,287	-
<u>39,222</u>	<u>1,164</u>	<u>148,340</u>	<u>190,175</u>	<u>281,753</u>
6,666	-	5,905	71,902	32,024
-	-	-	-	31,232
-	-	-	-	2,144
<u>(10,363)</u>	<u>(214)</u>	<u>(11,290)</u>	<u>(51,279)</u>	<u>693,632</u>
<u>(3,697)</u>	<u>(214)</u>	<u>(5,385)</u>	<u>20,623</u>	<u>759,032</u>
<u>\$ 35,525</u>	<u>\$ 950</u>	<u>\$ 142,955</u>	<u>\$ 210,798</u>	<u>\$ 1,040,785</u>

- Continued

**NEWARK CITY SCHOOL DISTRICT
LICKING COUNTY, OHIO**

COMBINING BALANCE SHEET
NONMAJOR SPECIAL REVENUE FUNDS (CONTINUED)
JUNE 30, 2008

	<u>School Activity Trusts</u>	<u>Staff Trusts</u>	<u>Total Nonmajor Special Revenue Funds</u>
Assets:			
Equity in pooled cash and cash equivalents.	\$ 87,185	\$ 13,812	\$ 1,853,806
Receivables:			
Accounts.	-	-	128
Intergovernmental	-	-	1,128,763
Prepayments.	-	-	2,198
Materials and supplies inventory	-	-	31,232
	<hr/>	<hr/>	<hr/>
Total assets.	<u>\$ 87,185</u>	<u>\$ 13,812</u>	<u>\$ 3,016,127</u>
Liabilities:			
Accounts payable.	\$ -	\$ -	\$ 37,487
Contracts payable.	-	-	7,642
Accrued wages and benefits	-	-	883,330
Compensated absences payable	-	-	5,512
Pension obligation payable.	-	-	287,272
Intergovernmental payable	-	-	56,229
Interfund loan payable	-	-	74,691
Deferred revenue.	-	-	755,615
	<hr/>	<hr/>	<hr/>
Total liabilities.	<u>-</u>	<u>-</u>	<u>2,107,778</u>
Fund balances:			
Reserved for encumbrances	10	1,175	265,200
Reserved for materials and supplies inventory	-	-	31,232
Reserved for prepayments	-	-	2,198
Unreserved-undesignated (deficit)	87,175	12,637	609,719
	<hr/>	<hr/>	<hr/>
Total fund balances (deficits)	<u>87,185</u>	<u>13,812</u>	<u>908,349</u>
	<hr/>	<hr/>	<hr/>
Total liabilities and fund balances.	<u>\$ 87,185</u>	<u>\$ 13,812</u>	<u>\$ 3,016,127</u>

THIS PAGE IS INTENTIONALLY LEFT BLANK

**NEWARK CITY SCHOOL DISTRICT
LICKING COUNTY, OHIO**

COMBINING STATEMENT OF REVENUES, EXPENDITURES AND CHANGES IN FUND BALANCES
NONMAJOR SPECIAL REVENUE FUNDS
FOR THE FISCAL YEAR ENDED JUNE 30, 2008

	Public School Support	Miscellaneous Grants	District Managed Student Activity	Auxiliary Services
Revenues:				
From local sources:				
Charges for services	\$ -	\$ -	\$ -	\$ -
Earnings on investments	-	-	-	4,785
Extracurricular	26,874	-	189,401	-
Other local revenues	30,524	10,000	49,981	-
Intergovernmental - intermediate	-	12,000	-	-
Intergovernmental - State	-	-	-	577,064
Intergovernmental - Federal	-	-	-	-
Total revenues	57,398	22,000	239,382	581,849
Expenditures:				
Current:				
Instruction:				
Regular	-	7,604	-	-
Special	-	-	-	-
Other	-	-	-	-
Support services:				
Pupil	-	-	-	-
Instructional staff	-	10,955	-	-
Administration	-	-	-	-
Fiscal	-	-	-	-
Operations and maintenance	-	-	-	-
Pupil transportation	-	-	-	-
Central	-	-	-	-
Operation of non-instructional services:				
Food service operation	-	-	-	-
Other non-instructional services	47,489	-	6,814	-
Extracurricular activities	-	-	225,061	-
Intergovernmental pass through	-	-	-	523,960
Total expenditures	47,489	18,559	231,875	523,960
Excess of revenues over (under) expenditures	9,909	3,441	7,507	57,889
Other financing sources:				
Transfers in	-	-	-	-
Total other financing sources	-	-	-	-
Net change in fund balances	9,909	3,441	7,507	57,889
Fund balances (deficits)				
at beginning of year	84,477	72,390	150,598	20,289
Decrease in reserve for inventory	-	-	-	-
Fund balances (deficits) at end of year . . .	\$ 94,386	\$ 75,831	\$ 158,105	\$ 78,178

<u>Management Information Systems</u>	<u>Entry Year Programs</u>	<u>Data Communications</u>	<u>SchoolNet Professional Development</u>	<u>Ohio Reads Grant</u>
\$ -	\$ -	\$ -	\$ -	\$ -
-	-	-	-	-
-	-	-	-	-
-	-	-	-	-
-	-	-	-	-
22,609	13,300	36,000	2,970	-
-	-	-	-	-
<u>22,609</u>	<u>13,300</u>	<u>36,000</u>	<u>2,970</u>	<u>-</u>
-	-	-	-	687
-	-	-	-	-
-	-	-	-	-
-	-	-	-	-
-	13,309	-	3,570	4,914
6,819	-	-	-	-
18,323	-	-	-	-
-	-	-	-	-
-	-	-	-	-
32,072	-	36,000	5,255	-
-	-	-	-	-
-	-	-	-	-
-	-	-	-	-
-	-	-	-	-
<u>57,214</u>	<u>13,309</u>	<u>36,000</u>	<u>8,825</u>	<u>5,601</u>
<u>(34,605)</u>	<u>(9)</u>	<u>-</u>	<u>(5,855)</u>	<u>(5,601)</u>
<u>60,000</u>	<u>-</u>	<u>-</u>	<u>-</u>	<u>-</u>
<u>60,000</u>	<u>-</u>	<u>-</u>	<u>-</u>	<u>-</u>
25,395	(9)	-	(5,855)	(5,601)
(26,812)	(98)	-	6,328	5,601
-	-	-	-	-
<u>\$ (1,417)</u>	<u>\$ (107)</u>	<u>\$ -</u>	<u>\$ 473</u>	<u>\$ -</u>

- Continued

**NEWARK CITY SCHOOL DISTRICT
LICKING COUNTY, OHIO**

COMBINING STATEMENT OF REVENUES, EXPENDITURES AND CHANGES IN FUND BALANCES
NONMAJOR SPECIAL REVENUE FUNDS (CONTINUED)
FOR THE FISCAL YEAR ENDED JUNE 30, 2008

	<u>HSTW</u>	<u>Alternative Schools</u>	<u>Poverty Aid/ DPIA</u>	<u>Miscellaneous State Grants</u>
Revenues:				
From local sources:				
Charges for services	\$ -	\$ -	\$ -	\$ -
Earnings on investments	-	-	-	-
Extracurricular	-	-	-	-
Other local revenues	-	-	-	-
Intergovernmental - intermediate	-	-	-	-
Intergovernmental - State	6,098	76,014	2,062,035	141,880
Intergovernmental - Federal	-	-	-	-
Total revenues.	<u>6,098</u>	<u>76,014</u>	<u>2,062,035</u>	<u>141,880</u>
Expenditures:				
Current:				
Instruction:				
Regular.	561	4,636	1,921,547	15,859
Special	-	-	-	-
Other	-	-	279,774	-
Support services:				
Pupil	-	64,293	-	68,007
Instructional staff.	5,714	1,023	-	51,583
Administration	-	-	-	-
Fiscal.	-	-	-	-
Operations and maintenance	-	-	-	-
Pupil transportation	-	-	-	-
Central	-	5,000	-	-
Operation of non-instructional services:				
Food service operation	-	-	-	-
Other non-instructional services	-	-	-	-
Extracurricular activities	-	-	-	-
Intergovernmental pass through.	-	-	-	-
Total expenditures	<u>6,275</u>	<u>74,952</u>	<u>2,201,321</u>	<u>135,449</u>
Excess of revenues over (under) expenditures	<u>(177)</u>	<u>1,062</u>	<u>(139,286)</u>	<u>6,431</u>
Other financing sources:				
Transfers in.	-	-	-	-
Total other financing sources	-	-	-	-
Net change in fund balances	(177)	1,062	(139,286)	6,431
Fund balances (deficits)				
at beginning of year	177	(1,062)	91,309	5,612
Decrease in reserve for inventory	-	-	-	-
Fund balances (deficits) at end of year . . .	<u>\$ -</u>	<u>\$ -</u>	<u>\$ (47,977)</u>	<u>\$ 12,043</u>

<u>Title VI-B</u>	<u>Title I</u>	<u>Title VI</u>	<u>Drug Free Schools Program</u>	<u>EHA Preschool Grant</u>
\$ -	\$ -	\$ -	\$ -	\$ -
-	-	-	-	-
-	-	-	-	-
-	-	-	-	-
-	-	-	-	-
-	-	-	-	-
1,767,389	2,368,455	7,673	35,523	43,733
<u>1,767,389</u>	<u>2,368,455</u>	<u>7,673</u>	<u>35,523</u>	<u>43,733</u>
-	-	7,939	1,643	-
668,913	1,474,417	-	-	-
-	-	-	-	-
42,500	-	-	25,144	-
974,529	838,880	-	4,499	35,486
90,930	101,877	-	-	-
-	5,959	-	-	-
-	-	-	10,867	-
-	29,508	-	1,464	-
-	-	-	-	-
-	-	-	-	-
12,413	-	1,150	-	-
-	-	-	-	-
-	-	-	-	-
<u>1,789,285</u>	<u>2,450,641</u>	<u>9,089</u>	<u>43,617</u>	<u>35,486</u>
<u>(21,896)</u>	<u>(82,186)</u>	<u>(1,416)</u>	<u>(8,094)</u>	<u>8,247</u>
-	-	-	-	-
-	-	-	-	-
<u>(21,896)</u>	<u>(82,186)</u>	<u>(1,416)</u>	<u>(8,094)</u>	<u>8,247</u>
(156,543)	(71,897)	1,416	4,397	(8,461)
-	-	-	-	-
<u>\$ (178,439)</u>	<u>\$ (154,083)</u>	<u>\$ -</u>	<u>\$ (3,697)</u>	<u>\$ (214)</u>

- Continued

**NEWARK CITY SCHOOL DISTRICT
LICKING COUNTY, OHIO**

COMBINING STATEMENT OF REVENUES, EXPENDITURES AND CHANGES IN FUND BALANCES
NONMAJOR SPECIAL REVENUE FUNDS (CONTINUED)
FOR THE FISCAL YEAR ENDED JUNE 30, 2008

	<u>Reducing Class Size</u>	<u>Miscellaneous Federal Grants</u>	<u>Food Service</u>	<u>School Activity Trusts</u>
Revenues:				
From local sources:				
Charges for services	\$ -	\$ -	\$ 1,135,897	\$ -
Earnings on investments	-	-	33,235	-
Extracurricular	-	-	-	-
Other local revenues	-	-	-	38,003
Intergovernmental - intermediate	-	-	-	-
Intergovernmental - State	-	-	49,989	-
Intergovernmental - Federal	563,740	196,928	1,714,893	-
Total revenues.	<u>563,740</u>	<u>196,928</u>	<u>2,934,014</u>	<u>38,003</u>
Expenditures:				
Current:				
Instruction:				
Regular.	356,621	32,571	-	27,589
Special	-	-	-	-
Other	-	-	-	-
Support services:				
Pupil	-	123,459	-	-
Instructional staff.	150,809	16,652	-	22,368
Administration	40,602	-	-	-
Fiscal.	-	-	-	-
Operations and maintenance	-	-	376	-
Pupil transportation	-	41	-	-
Central	-	-	-	-
Operation of non-instructional services:				
Food service operation	-	-	2,739,353	-
Other non-instructional services	-	935	-	-
Extracurricular activities	-	-	-	-
Intergovernmental pass through.	-	-	-	-
Total expenditures	<u>548,032</u>	<u>173,658</u>	<u>2,739,729</u>	<u>49,957</u>
Excess of revenues over (under) expenditures	<u>15,708</u>	<u>23,270</u>	<u>194,285</u>	<u>(11,954)</u>
Other financing sources:				
Transfers in.	-	-	-	-
Total other financing sources	-	-	-	-
Net change in fund balances	15,708	23,270	194,285	(11,954)
Fund balances (deficits)				
at beginning of year	(21,093)	(2,647)	571,309	99,139
Decrease in reserve for inventory	-	-	(6,562)	-
Fund balances (deficits) at end of year . . .	<u>\$ (5,385)</u>	<u>\$ 20,623</u>	<u>\$ 759,032</u>	<u>\$ 87,185</u>

<u>Staff Trusts</u>	<u>Total Nonmajor Special Revenue Funds</u>
\$ -	\$ 1,135,897
-	38,020
308	216,583
5,698	134,206
-	12,000
-	2,987,959
-	6,698,334
6,006	11,222,999
-	2,377,257
-	2,143,330
-	279,774
-	323,403
-	2,134,291
-	240,228
-	24,282
-	11,243
-	31,013
-	78,327
-	2,739,353
8,248	77,049
-	225,061
-	523,960
8,248	11,208,571
(2,242)	14,428
-	60,000
-	60,000
(2,242)	74,428
16,054	840,483
-	(6,562)
\$ 13,812	\$ 908,349

**NEWARK CITY SCHOOL DISTRICT
LICKING COUNTY, OHIO**

SCHEDULE OF REVENUES, EXPENDITURES AND CHANGES IN
FUND BALANCE - BUDGET AND ACTUAL (NON-GAAP BUDGETARY BASIS)
FOR THE FISCAL YEAR ENDED JUNE 30, 2008

	<u>Budgeted Amounts</u>		<u>Actual</u>	<u>Variance with Final Budget- Positive (Negative)</u>
	<u>Original</u>	<u>Final</u>		
Public School Support				
Total Revenues and Other Sources	\$ 80,000	\$ 70,000	\$ 73,016	\$ 3,016
Total Expenditures and Other Uses	<u>77,559</u>	<u>83,550</u>	<u>72,687</u>	<u>10,863</u>
Net Change in Fund Balances	2,441	(13,550)	329	13,879
Fund balance at beginning of year	74,407	74,407	74,407	-
Prior year encumbrances appropriated.	<u>10,284</u>	<u>10,284</u>	<u>10,284</u>	<u>-</u>
Fund balance at end of year	<u>\$ 87,132</u>	<u>\$ 71,141</u>	<u>\$ 85,020</u>	<u>\$ 13,879</u>
Miscellaneous Grants				
Total Revenues and Other Sources	\$ 15,000	\$ 22,000	\$ 22,000	\$ -
Total Expenditures and Other Uses	<u>36,186</u>	<u>54,708</u>	<u>22,829</u>	<u>31,879</u>
Net Change in Fund Balances	(21,186)	(32,708)	(829)	31,879
Fund balance at beginning of year	72,390	72,390	72,390	-
Prior year encumbrances appropriated.	<u>-</u>	<u>-</u>	<u>-</u>	<u>-</u>
Fund balance at end of year	<u>\$ 51,204</u>	<u>\$ 39,682</u>	<u>\$ 71,561</u>	<u>\$ 31,879</u>
District Managed Student Activity				
Total Revenues and Other Sources	\$ 350,000	\$ 258,000	\$ 260,424	\$ 2,424
Total Expenditures and Other Uses	<u>335,176</u>	<u>349,846</u>	<u>294,835</u>	<u>55,011</u>
Net Change in Fund Balances	14,824	(91,846)	(34,411)	57,435
Fund balance at beginning of year	125,011	125,011	125,011	-
Prior year encumbrances appropriated.	<u>45,560</u>	<u>45,560</u>	<u>45,560</u>	<u>-</u>
Fund balance at end of year	<u>\$ 185,395</u>	<u>\$ 78,725</u>	<u>\$ 136,160</u>	<u>\$ 57,435</u>

**NEWARK CITY SCHOOL DISTRICT
LICKING COUNTY, OHIO**

SCHEDULE OF REVENUES, EXPENDITURES AND CHANGES IN
FUND BALANCE - BUDGET AND ACTUAL (NON-GAAP BUDGETARY BASIS)
FOR THE FISCAL YEAR ENDED JUNE 30, 2008

	<u>Budgeted Amounts</u>		<u>Actual</u>	<u>Variance with Final Budget- Positive (Negative)</u>
	<u>Original</u>	<u>Final</u>		
Auxiliary Services				
Total Revenues and Other Sources.	\$ 650,000	\$ 580,500	\$ 581,849	\$ 1,349
Total Expenditures and Other Uses.	<u>652,818</u>	<u>635,818</u>	<u>530,144</u>	<u>105,674</u>
Net Change in Fund Balances	(2,818)	(55,318)	51,705	107,023
Fund balance at beginning of year	35,414	35,414	35,414	-
Prior year encumbrances appropriated.	<u>19,915</u>	<u>19,915</u>	<u>19,915</u>	<u>-</u>
Fund balance at end of year	<u>\$ 52,511</u>	<u>\$ 11</u>	<u>\$ 107,034</u>	<u>\$ 107,023</u>
Management Information Systems				
Total Revenues and Other Sources.	\$ 85,000	\$ 82,871	\$ 82,871	\$ -
Total Expenditures.	<u>81,694</u>	<u>82,871</u>	<u>81,650</u>	<u>1,221</u>
Net Change in Fund Balances	3,306	-	1,221	1,221
Fund balance at beginning of year	<u>262</u>	<u>262</u>	<u>262</u>	<u>-</u>
Fund balance at end of year	<u>\$ 3,568</u>	<u>\$ 262</u>	<u>\$ 1,483</u>	<u>\$ 1,221</u>
Entry Year Programs				
Total Revenues and Other Sources.	\$ 15,000	\$ 13,300	\$ 13,300	\$ -
Total Expenditures and Other Uses.	<u>10,500</u>	<u>13,300</u>	<u>13,300</u>	<u>-</u>
Net Change in Fund Balances	4,500	-	-	-
Fund balance at beginning of year	<u>-</u>	<u>-</u>	<u>-</u>	<u>-</u>
Fund balance at end of year	<u>\$ 4,500</u>	<u>\$ -</u>	<u>\$ -</u>	<u>\$ -</u>

**NEWARK CITY SCHOOL DISTRICT
LICKING COUNTY, OHIO**

SCHEDULE OF REVENUES, EXPENDITURES AND CHANGES IN
FUND BALANCE - BUDGET AND ACTUAL (NON-GAAP BUDGETARY BASIS)
FOR THE FISCAL YEAR ENDED JUNE 30, 2008

	<u>Budgeted Amounts</u>		<u>Actual</u>	<u>Variance with Final Budget- Positive (Negative)</u>
	<u>Original</u>	<u>Final</u>		
Data Communications Fund				
Total Revenues and Other Sources.	\$ 42,000	\$ 36,000	\$ 36,000	\$ -
Total Expenditures.	<u>36,000</u>	<u>36,000</u>	<u>36,000</u>	<u>-</u>
Net Change in Fund Balances	6,000	-	-	-
Fund balance at beginning of year	<u>-</u>	<u>-</u>	<u>-</u>	<u>-</u>
Fund balance at end of year	<u>\$ 6,000</u>	<u>\$ -</u>	<u>\$ -</u>	<u>\$ -</u>
SchoolNet Professional Development				
Total Revenues and Other Sources.	\$ 13,500	\$ 2,970	\$ 2,970	\$ -
Total Expenditures.	<u>9,646</u>	<u>9,316</u>	<u>8,841</u>	<u>475</u>
Net Change in Fund Balances	3,854	(6,346)	(5,871)	475
Fund balance at beginning of year	92	92	92	-
Prior year encumbrances appropriated	<u>6,254</u>	<u>6,254</u>	<u>6,254</u>	<u>-</u>
Fund deficit at end of year.	<u>\$ 10,200</u>	<u>\$ -</u>	<u>\$ 475</u>	<u>\$ 475</u>
Ohio Reads Grant				
Total Revenues and Other Sources.	\$ 5,710	\$ -	\$ -	\$ -
Total Expenditures and Other Uses.	<u>11,868</u>	<u>6,159</u>	<u>6,159</u>	<u>-</u>
Net Change in Fund Balances	(6,158)	(6,159)	(6,159)	-
Fund deficit at beginning of year.	9	9	9	-
Prior year encumbrances appropriated	<u>6,150</u>	<u>6,150</u>	<u>6,150</u>	<u>-</u>
Fund deficit at end of year.	<u>\$ 1</u>	<u>\$ -</u>	<u>\$ -</u>	<u>\$ -</u>

**NEWARK CITY SCHOOL DISTRICT
LICKING COUNTY, OHIO**

SCHEDULE OF REVENUES, EXPENDITURES AND CHANGES IN
FUND BALANCE - BUDGET AND ACTUAL (NON-GAAP BUDGETARY BASIS)
FOR THE FISCAL YEAR ENDED JUNE 30, 2008

	<u>Budgeted Amounts</u>		<u>Actual</u>	<u>Variance with Final Budget- Positive (Negative)</u>
	<u>Original</u>	<u>Final</u>		
High Schools That Work				
Total Revenues and Other Sources.	\$ 6,305	\$ 6,100	\$ 6,098	\$ (2)
Total Expenditures.	<u>7,221</u>	<u>7,014</u>	<u>7,014</u>	<u>-</u>
Net Change in Fund Balances	(916)	(914)	(916)	(2)
Fund balance at beginning of year	26	26	26	-
Prior year encumbrances appropriated.	<u>890</u>	<u>890</u>	<u>890</u>	<u>-</u>
Fund deficit at end of year	<u>\$ -</u>	<u>\$ 2</u>	<u>\$ -</u>	<u>\$ (2)</u>
Alternative Schools				
Total Revenues and Other Sources.	\$ 80,665	\$ 76,320	\$ 76,014	\$ (306)
Total Expenditures and Other Uses.	<u>86,266</u>	<u>81,921</u>	<u>81,615</u>	<u>306</u>
Net Change in Fund Balances	(5,601)	(5,601)	(5,601)	-
Fund deficit at beginning of year.	5,288	5,288	5,288	-
Prior year encumbrances appropriated.	<u>313</u>	<u>313</u>	<u>313</u>	<u>-</u>
Fund balance at end of year	<u>\$ -</u>	<u>\$ -</u>	<u>\$ -</u>	<u>\$ -</u>
Poverty Aid/DPIA				
Total Revenues and Other Sources.	\$ 2,194,544	\$ 2,079,065	\$ 2,062,035	\$ (17,030)
Total Expenditures.	<u>2,350,695</u>	<u>2,235,218</u>	<u>1,938,996</u>	<u>296,222</u>
Net Change in Fund Balances	(156,151)	(156,153)	123,039	279,192
Fund balance at beginning of year	<u>156,153</u>	<u>156,153</u>	<u>156,153</u>	<u>-</u>
Fund balance at end of year	<u>\$ 2</u>	<u>\$ -</u>	<u>\$ 279,192</u>	<u>\$ 279,192</u>

**NEWARK CITY SCHOOL DISTRICT
LICKING COUNTY, OHIO**

SCHEDULE OF REVENUES, EXPENDITURES AND CHANGES IN
FUND BALANCE - BUDGET AND ACTUAL (NON-GAAP BUDGETARY BASIS)
FOR THE FISCAL YEAR ENDED JUNE 30, 2008

	<u>Budgeted Amounts</u>		<u>Actual</u>	<u>Variance with Final Budget- Positive (Negative)</u>
	<u>Original</u>	<u>Final</u>		
Miscellaneous State Grants				
Total Revenues and Other Sources	\$ 150,000	\$ 148,859	\$ 141,880	\$ (6,979)
Total Expenditures and Other Uses	<u>178,986</u>	<u>179,611</u>	<u>154,939</u>	<u>24,672</u>
Net Change in Fund Balances	(28,986)	(30,752)	(13,059)	17,693
Fund balance at beginning of year	26,149	26,149	26,149	-
Prior year encumbrances appropriated.	<u>4,603</u>	<u>4,603</u>	<u>4,603</u>	<u>-</u>
Fund balance at end of year	<u>\$ 1,766</u>	<u>\$ -</u>	<u>\$ 17,693</u>	<u>\$ 17,693</u>
Title VI-B				
Total Revenues and Other Sources	\$ 1,978,234	\$ 1,978,234	\$ 1,767,389	\$ (210,845)
Total Expenditures and Other Uses	<u>2,055,081</u>	<u>2,055,081</u>	<u>1,804,379</u>	<u>250,702</u>
Net Change in Fund Balances	(76,847)	(76,847)	(36,990)	39,857
Fund deficit at beginning of year.	12,441	12,441	12,441	-
Prior year encumbrances appropriated.	<u>64,406</u>	<u>64,406</u>	<u>64,406</u>	<u>-</u>
Fund balance at end of year	<u>\$ -</u>	<u>\$ -</u>	<u>\$ 39,857</u>	<u>\$ 39,857</u>
Title I				
Total Revenues and Other Sources	\$ 2,759,028	\$ 2,689,028	\$ 2,368,455	\$ (320,573)
Total Expenditures and Other Uses	<u>3,010,046</u>	<u>2,943,065</u>	<u>2,626,297</u>	<u>316,768</u>
Net Change in Fund Balances	(251,018)	(254,037)	(257,842)	(3,805)
Fund balance at beginning of year	156,186	156,186	156,186	-
Prior year encumbrances appropriated.	<u>106,436</u>	<u>106,436</u>	<u>106,436</u>	<u>-</u>
Fund balance at end of year	<u>\$ 11,604</u>	<u>\$ 8,585</u>	<u>\$ 4,780</u>	<u>\$ (3,805)</u>

**NEWARK CITY SCHOOL DISTRICT
LICKING COUNTY, OHIO**

SCHEDULE OF REVENUES, EXPENDITURES AND CHANGES IN
FUND BALANCE - BUDGET AND ACTUAL (NON-GAAP BUDGETARY BASIS)
FOR THE FISCAL YEAR ENDED JUNE 30, 2008

	<u>Budgeted Amounts</u>		<u>Actual</u>	<u>Variance with Final Budget- Positive (Negative)</u>
	<u>Original</u>	<u>Final</u>		
Title VI				
Total Revenues and Other Sources.	\$ 19,530	\$ 19,530	\$ 9,485	\$ (10,045)
Total Expenditures.	<u>19,135</u>	<u>25,865</u>	<u>17,424</u>	<u>8,441</u>
Net Change in Fund Balances	395	(6,335)	(7,939)	(1,604)
Fund deficit at beginning of year.	-	-	-	-
Prior year encumbrances appropriated. . .	<u>7,939</u>	<u>7,939</u>	<u>7,939</u>	<u>-</u>
Fund balance at end of year	<u>\$ 8,334</u>	<u>\$ 1,604</u>	<u>\$ -</u>	<u>\$ (1,604)</u>
Drug Free Schools Program				
Total Revenues and Other Sources.	\$ 49,584	\$ 49,584	\$ 49,581	\$ (3)
Total Expenditures.	<u>55,460</u>	<u>55,460</u>	<u>55,457</u>	<u>3</u>
Net Change in Fund Balances	(5,876)	(5,876)	(5,876)	-
Fund deficit at beginning of year.	4,432	4,432	4,432	-
Prior year encumbrances appropriated. . .	<u>1,444</u>	<u>1,444</u>	<u>1,444</u>	<u>-</u>
Fund balance at end of year	<u>\$ -</u>	<u>\$ -</u>	<u>\$ -</u>	<u>\$ -</u>
EHA Preschool Grant				
Total Revenues and Other Sources.	\$ 42,783	\$ 43,251	\$ 43,733	\$ 482
Total Expenditures and Other Uses.	<u>42,808</u>	<u>44,258</u>	<u>43,790</u>	<u>468</u>
Net Change in Fund Balances	(25)	(1,007)	(57)	950
Fund balance at beginning of year	-	-	-	-
Prior year encumbrances appropriated. . .	<u>1,007</u>	<u>1,007</u>	<u>1,007</u>	<u>-</u>
Fund balance at end of year	<u>\$ 982</u>	<u>\$ -</u>	<u>\$ 950</u>	<u>\$ 950</u>

**NEWARK CITY SCHOOL DISTRICT
LICKING COUNTY, OHIO**

SCHEDULE OF REVENUES, EXPENDITURES AND CHANGES IN
FUND BALANCE - BUDGET AND ACTUAL (NON-GAAP BUDGETARY BASIS)
FOR THE FISCAL YEAR ENDED JUNE 30, 2008

	<u>Budgeted Amounts</u>		<u>Actual</u>	<u>Variance with Final Budget- Positive (Negative)</u>
	<u>Original</u>	<u>Final</u>		
Reducing Class Size				
Total Revenues and Other Sources	\$ 605,453	\$ 607,895	\$ 485,430	\$ (122,465)
Total Expenditures and Other Uses	<u>634,309</u>	<u>638,895</u>	<u>517,702</u>	<u>121,193</u>
Net Change in Fund Balances	(28,856)	(31,000)	(32,272)	(1,272)
Fund balance at beginning of year	-	-	-	-
Prior year encumbrances appropriated.	<u>32,272</u>	<u>32,272</u>	<u>32,272</u>	<u>-</u>
Fund balance at end of year	<u>\$ 3,416</u>	<u>\$ 1,272</u>	<u>\$ -</u>	<u>\$ (1,272)</u>
Miscellaneous Federal Grants				
Total Revenues and Other Sources	\$ 340,457	\$ 324,930	\$ 237,768	\$ (87,162)
Total Expenditures and Other Uses	<u>324,821</u>	<u>324,522</u>	<u>244,363</u>	<u>80,159</u>
Net Change in Fund Balances	15,636	408	(6,595)	(7,003)
Fund deficit at beginning of year	-	-	-	-
Prior year encumbrances appropriated.	<u>6,595</u>	<u>6,595</u>	<u>6,595</u>	<u>-</u>
Fund balance at end of year	<u>\$ 22,231</u>	<u>\$ 7,003</u>	<u>\$ -</u>	<u>\$ (7,003)</u>
Food Service				
Total Revenues and Other Sources	\$ 2,575,000	\$ 2,575,000	\$ 2,538,480	\$ (36,520)
Total Expenditures	<u>2,719,348</u>	<u>2,719,348</u>	<u>2,621,435</u>	<u>97,913</u>
Net Change in Fund Balances	(144,348)	(144,348)	(82,955)	61,393
Fund balance at beginning of year	716,654	716,654	716,654	-
Prior year encumbrances appropriated.	<u>67,438</u>	<u>67,438</u>	<u>67,438</u>	<u>-</u>
Fund balance at end of year	<u>\$ 639,744</u>	<u>\$ 639,744</u>	<u>\$ 701,137</u>	<u>\$ 61,393</u>

**NEWARK CITY SCHOOL DISTRICT
LICKING COUNTY, OHIO**

SCHEDULE OF REVENUES, EXPENDITURES AND CHANGES IN
FUND BALANCE - BUDGET AND ACTUAL (NON-GAAP BUDGETARY BASIS)
FOR THE FISCAL YEAR ENDED JUNE 30, 2008

	<u>Budgeted Amounts</u>		<u>Actual</u>	<u>Variance with Final Budget- Positive (Negative)</u>
	<u>Original</u>	<u>Final</u>		
School Activity Trusts				
Total Revenues and Other Sources.	\$ 32,683	\$ 32,937	\$ 38,003	\$ 5,066
Total Expenditures.	<u>88,464</u>	<u>91,745</u>	<u>49,967</u>	<u>41,778</u>
Net Change in Fund Balances	(55,781)	(58,808)	(11,964)	46,844
Fund balance at beginning of year	<u>99,139</u>	<u>99,139</u>	<u>99,139</u>	<u>-</u>
Fund balance at end of year	<u>\$ 43,358</u>	<u>\$ 40,331</u>	<u>\$ 87,175</u>	<u>\$ 46,844</u>
Staff Trusts				
Total Revenues and Other Sources.	\$ 5,619	\$ 5,661	\$ 11,617	\$ 5,956
Total Expenditures and Other Uses.	<u>18,291</u>	<u>18,775</u>	<u>15,090</u>	<u>3,685</u>
Net Change in Fund Balances	(12,672)	(13,114)	(3,473)	9,641
Fund balance at beginning of year	15,294	15,294	15,294	-
Prior year encumbrances appropriated.	<u>816</u>	<u>816</u>	<u>816</u>	<u>-</u>
Fund balance at end of year	<u>\$ 3,438</u>	<u>\$ 2,996</u>	<u>\$ 12,637</u>	<u>\$ 9,641</u>

**NEWARK CITY SCHOOL DISTRICT
LICKING COUNTY, OHIO**

COMBINING STATEMENTS - NONMAJOR FUNDS

Nonmajor Capital Projects Fund

Capital project funds are established to account for financial resources to be used for the acquisition or construction of major capital facilities (other than those financed by proprietary funds and trust funds). The only nonmajor capital projects fund is:

Permanent Improvement

To account for the acquisition, construction, or improvement of capital facilities other than those financed by proprietary and trust funds.

Classroom Facilities

To account for the acquisition, construction, or improvement of District facilities related to the Ohio School Facilities Commission project.

SchoolNet

To account for monies received that are used to help the school district obtain computers and related educational technology equipment and or the necessary infrastructure for educational technology.

NEWARK CITY SCHOOL DISTRICT
LICKING COUNTY, OHIO
 COMBINING BALANCE SHEET
 NONMAJOR CAPITAL PROJECTS FUNDS
 JUNE 30, 2008

	<u>Permanent Improvement</u>	<u>Classroom Facilities</u>	<u>Total Nonmajor Capital Projects Funds</u>
Assets:			
Equity in pooled cash and cash equivalents.	\$ 1,599,403	\$ -	\$ 1,599,403
Investments.	-	3,309,251	3,309,251
Receivables:			
Property taxes	<u>1,480,496</u>	<u>-</u>	<u>1,480,496</u>
Total assets.	<u>\$ 3,079,899</u>	<u>\$ 3,309,251</u>	<u>\$ 6,389,150</u>
Liabilities:			
Accounts payable.	\$ 14,180	\$ -	\$ 14,180
Intergovernmental payable	530	-	530
Unearned revenue	1,333,854	-	1,333,854
Deferred revenue.	<u>63,530</u>	<u>-</u>	<u>63,530</u>
Total liabilities.	<u>1,412,094</u>	<u>-</u>	<u>1,412,094</u>
Fund balances:			
Reserved for encumbrances	105,853	-	105,853
Reserved for property tax unavailable for appropriation	74,440	-	74,440
Unreserved-undesignated	<u>1,487,512</u>	<u>3,309,251</u>	<u>4,796,763</u>
Total fund balances	<u>1,667,805</u>	<u>3,309,251</u>	<u>4,977,056</u>
Total liabilities and fund balances	<u>\$ 3,079,899</u>	<u>\$ 3,309,251</u>	<u>\$ 6,389,150</u>

**NEWARK CITY SCHOOL DISTRICT
LICKING COUNTY, OHIO**

COMBINING STATEMENT OF REVENUES, EXPENDITURES AND CHANGES IN FUND BALANCES
NONMAJOR CAPITAL PROJECTS FUNDS
FOR THE FISCAL YEAR ENDED JUNE 30, 2008

	<u>Permanent Improvement</u>	<u>Classroom Facilities</u>	<u>SchoolNet</u>	<u>Total Nonmajor Capital Projects Funds</u>
Revenues:				
From local sources:				
Taxes	\$ 1,456,715	\$ -	\$ -	\$ 1,456,715
Earnings on investments	-	14,090	-	14,090
Other local revenues	90	-	-	90
Intergovernmental - State	252,781	-	-	252,781
Total revenues	<u>1,709,586</u>	<u>14,090</u>	<u>-</u>	<u>1,723,676</u>
Expenditures:				
Current:				
Instruction:				
Regular	85,934	-	42,476	128,410
Support services:				
Instructional staff	8,967	-	-	8,967
Fiscal	30,239	-	-	30,239
Business	2,919	-	-	2,919
Operations and maintenance	201,965	-	-	201,965
Pupil transportation	24,332	-	-	24,332
Central	214,780	-	-	214,780
Extracurricular activities	3,729	-	-	3,729
Facilities acquisition and construction	458,840	-	-	458,840
Debt service:				
Principal retirement	648,183	-	-	648,183
Interest and fiscal charges	42,061	-	-	42,061
Total expenditures	<u>1,721,949</u>	<u>-</u>	<u>42,476</u>	<u>1,764,425</u>
Excess of revenues over (under) expenditures	<u>(12,363)</u>	<u>14,090</u>	<u>(42,476)</u>	<u>(40,749)</u>
Other financing sources:				
Transfers in	-	3,295,161	-	3,295,161
Transfers out	-	-	-	-
Sale of capital assets	390,000	-	-	390,000
Total other financing sources	<u>390,000</u>	<u>3,295,161</u>	<u>-</u>	<u>3,685,161</u>
Net change in fund balances	377,637	3,309,251	(42,476)	3,644,412
Fund balances at beginning of year	<u>1,290,168</u>	<u>-</u>	<u>42,476</u>	<u>1,332,644</u>
Fund balances at end of year	<u>\$ 1,667,805</u>	<u>\$ 3,309,251</u>	<u>\$ -</u>	<u>\$ 4,977,056</u>

**NEWARK CITY SCHOOL DISTRICT
LICKING COUNTY, OHIO**

SCHEDULE OF REVENUES, EXPENDITURES AND CHANGES IN
FUND BALANCE - BUDGET AND ACTUAL (NON-GAAP BUDGETARY BASIS)
FOR THE FISCAL YEAR ENDED JUNE 30, 2008

	<u>Budgeted Amounts</u>		<u>Actual</u>	<u>Variance with Final Budget- Positive (Negative)</u>
	<u>Original</u>	<u>Final</u>		
Permanent Improvement Fund				
Total Revenues and Other Sources	\$ 1,914,200	\$ 1,914,200	\$ 2,117,869	\$ 203,669
Total Expenditures and Other Uses	<u>2,019,010</u>	<u>2,019,010</u>	<u>1,870,170</u>	<u>148,840</u>
Net Change in Fund Balances	(104,810)	(104,810)	247,699	352,509
Fund balance at beginning of year	951,397	951,397	951,397	-
Prior year encumbrances appropriated.	<u>280,274</u>	<u>280,274</u>	<u>280,274</u>	<u>-</u>
Fund balance at end of year	<u>\$ 1,126,861</u>	<u>\$ 1,126,861</u>	<u>\$ 1,479,370</u>	<u>\$ 352,509</u>
Classroom Facilities				
Total Revenues and Other Sources	\$ -	\$ 3,303,417	\$ 3,309,251	\$ 5,834
Total Expenditures and Other Uses	<u>-</u>	<u>3,300,000</u>	<u>-</u>	<u>3,300,000</u>
Net Change in Fund Balances	-	3,417	3,309,251	3,305,834
Fund balance at beginning of year	-	-	-	-
Prior year encumbrances appropriated.	<u>-</u>	<u>-</u>	<u>-</u>	<u>-</u>
Fund balance at end of year	<u>\$ -</u>	<u>\$ 3,417</u>	<u>\$ 3,309,251</u>	<u>\$ 3,305,834</u>
SchoolNet				
Total Revenues and Other Sources	\$ 42,500	\$ -	\$ -	\$ -
Total Expenditures and Other Uses	<u>42,476</u>	<u>42,476</u>	<u>42,476</u>	<u>-</u>
Net Change in Fund Balances	24	(42,476)	(42,476)	-
Fund balance at beginning of year	9,976	9,976	9,976	-
Prior year encumbrances appropriated.	<u>32,500</u>	<u>32,500</u>	<u>32,500</u>	<u>-</u>
Fund balance at end of year	<u>\$ 42,500</u>	<u>\$ -</u>	<u>\$ -</u>	<u>\$ -</u>

**NEWARK CITY SCHOOL DISTRICT
LICKING COUNTY, OHIO**

Internal Service Fund

A fund category used to account for the financing of goods or services provided by one department or agency of the District to other departments or agencies on a cost-reimbursement basis. Charges are intended only to recoup the total cost of such services.

Employee Benefits Self-Insurance

This fund is provided to account for monies received from other funds as payment for providing dental benefits. The Self-Insured Dental fund may make payments for services provided to employees, for reimbursement to employees who have paid providers, to third party administrators for claims payment or administration, for stop-loss coverage, or for any other reinsurance or other similar purposes.

**NEWARK CITY SCHOOL DISTRICT
LICKING COUNTY, OHIO**

SCHEDULE OF REVENUES, EXPENSES AND CHANGES IN
FUND EQUITY - BUDGET AND ACTUAL (NON-GAAP BUDGETARY BASIS)
FOR THE FISCAL YEAR ENDED JUNE 30, 2008

	<u>Budgeted Amounts</u>		<u>Actual</u>	<u>Variance with Final Budget- Positive (Negative)</u>
	<u>Original</u>	<u>Final</u>		
Employee Benefits Self-Insurance				
Total Operating and Non-operating Revenues . . .	\$ 550,000	\$ 550,000	\$ 503,850	\$ (46,150)
Total Operating and Non-operating Expenses . . .	<u>575,642</u>	<u>600,642</u>	<u>545,080</u>	<u>55,562</u>
Net change in fund equity	(25,642)	(50,642)	(41,230)	9,412
Fund equity at beginning of year.	203,681	203,681	203,681	-
Prior year encumbrances appropriated. . . .	<u>642</u>	<u>642</u>	<u>642</u>	<u>-</u>
Fund equity at end of year	<u>\$ 178,681</u>	<u>\$ 153,681</u>	<u>\$ 163,093</u>	<u>\$ 9,412</u>

**NEWARK CITY SCHOOL DISTRICT
LICKING COUNTY, OHIO**

COMBINING STATEMENTS - FIDUCIARY FUNDS

FIDUCIARY FUNDS

Fiduciary fund reporting focuses on net assets and changes in net assets. The fiduciary fund category is split into four classifications: pension trust funds, investment trust funds, private-purpose trust funds and agency funds. Trust funds are used to account for assets held by the School District under a trust agreement for individuals, private organizations, or other governments and are therefore not available to support the School District's own programs. Agency funds are purely custodial (assets equal liabilities) and thus do not involve the measurement of results of operations.

PRIVATE-PURPOSE TRUST FUNDS

Special Trusts Fund

To account for monies to be set aside for college scholarships for students enrolled in the School District. The income from such a fund may be expended, but the principal must remain intact.

Endowment Fund

To account for monies endowed for college scholarships for students enrolled in the School District. The income from such a fund may be expended, but the principal must remain intact.

AGENCY FUND

Student Managed Activities Fund

To account for those student activity programs which have student participation in the activity and have students involved in the management of the program.

**NEWARK CITY SCHOOL DISTRICT
LICKING COUNTY, OHIO**

COMBINING STATEMENT OF FIDUCIARY NET ASSETS
PRIVATE-PURPOSE TRUST FUNDS
JUNE 30, 2008

	<u>Special Trusts</u>	<u>Endowment</u>	<u>Total</u>
Assets:			
Equity in pooled cash and cash equivalents	\$ 44,033	\$ 9,968	\$ 54,001
Total assets.	<u>44,033</u>	<u>9,968</u>	<u>54,001</u>
Net Assets:			
Held in trust for scholarships	<u>44,033</u>	<u>9,968</u>	<u>54,001</u>
Total net assets	<u><u>\$ 44,033</u></u>	<u><u>\$ 9,968</u></u>	<u><u>\$ 54,001</u></u>

**NEWARK CITY SCHOOL DISTRICT
LICKING COUNTY, OHIO**

COMBINING STATEMENT OF CHANGES IN FIDUCIARY NET ASSETS
PRIVATE-PURPOSE TRUST FUNDS
FOR THE FISCAL YEAR ENDED JUNE 30, 2008

	Special Trusts	Endowment	Total
Additions:			
Interest	\$ 1,705	\$ -	\$ 1,705
Gifts and contributions.	1,000	404	1,404
Total additions.	2,705	404	3,109
Deductions:			
Scholarships awarded	3,563	450	4,013
Change in net assets	(858)	(46)	(904)
Net assets at beginning of year	44,891	10,014	54,905
Net assets at end of year	\$ 44,033	\$ 9,968	\$ 54,001

**NEWARK CITY SCHOOL DISTRICT
LICKING COUNTY, OHIO**

SCHEDULE OF REVENUES, EXPENSES AND CHANGES IN
FUND EQUITY - BUDGET AND ACTUAL (NON-GAAP BUDGETARY BASIS)
FOR THE FISCAL YEAR ENDED JUNE 30, 2008

	<u>Budgeted Amounts</u>		<u>Actual</u>	<u>Variance with Final Budget- Positive (Negative)</u>
	<u>Original</u>	<u>Final</u>		
Special Trusts				
Total Operating and Non-operating Revenues . . .	\$ 6,698	\$ 6,752	\$ 2,705	\$ (4,047)
Total Operating and Non-operating Expenses . . .	<u>4,007</u>	<u>4,320</u>	<u>3,563</u>	<u>757</u>
Net change in fund equity	2,691	2,432	(858)	(3,290)
Fund equity at beginning of year.	44,891	44,891	44,891	-
Prior year encumbrances appropriated. . . .	<u>-</u>	<u>-</u>	<u>-</u>	<u>-</u>
Fund equity at end of year	<u>\$ 47,582</u>	<u>\$ 47,323</u>	<u>\$ 44,033</u>	<u>\$ (3,290)</u>
Endowment				
Total Operating and Non-operating Revenues . . .	\$ 550	\$ 550	\$ 404	\$ (146)
Total Operating and Non-operating Expenses . . .	<u>500</u>	<u>500</u>	<u>450</u>	<u>50</u>
Net change in fund equity	50	50	(46)	(96)
Fund equity at beginning of year.	<u>10,014</u>	<u>10,014</u>	<u>10,014</u>	<u>-</u>
Fund equity at end of year	<u>\$ 10,064</u>	<u>\$ 10,064</u>	<u>\$ 9,968</u>	<u>\$ (96)</u>

**NEWARK CITY SCHOOL DISTRICT
LICKING COUNTY, OHIO**

STATEMENT OF CHANGES IN ASSETS AND LIABILITIES
AGENCY FUND
FOR THE FISCAL YEAR ENDED JUNE 30, 2008

	<u>Beginning Balance July 1, 2007</u>	<u>Additions</u>	<u>Deletions</u>	<u>Ending Balance June 30, 2008</u>
Student Managed Activities				
Assets:				
Equity in pooled cash and cash equivalents. . . .	\$ 40,669	\$ 49,471	\$ 43,603	\$ 46,537
Liabilities:				
Accounts payable	-	436	-	436
Due to students	40,669	49,035	43,603	46,101
Total liabilities.	<u>\$ 40,669</u>	<u>\$ 49,471</u>	<u>\$ 43,603</u>	<u>\$ 46,537</u>

STATISTICAL SECTION

THIS PAGE IS INTENTIONALLY LEFT BLANK

**NEWARK CITY SCHOOL DISTRICT
LICKING COUNTY, OHIO**

STATISTICAL SECTION

This part of the Newark City School District's comprehensive annual financial report presents detailed information as a context for understanding what the information in the financial statements, note disclosures, and required supplementary information says about the District's overall financial health.

<u>Contents</u>	<u>Page</u>
Financial Trends These schedules contain trend information to help the reader understand how the District's financial performance and well-being have changed over time.	118-131
Revenue Capacity These schedules contain information to help the reader assess the District's most significant local revenue source, the property tax.	132-137
Debt Capacity These schedules present information to help the reader assess the affordability of the District's current levels of outstanding debt and the District's ability to issue additional debt in the future.	138-141
Demographic and Economic Information These schedules offer demographic and economic indicators to help the reader understand the environment within which the District's financial activities take place.	142-143
Operating Information These schedules contain service and infrastructure data to help the reader understand how the information in the District's financial report relates to the services the District provides and the activities it performs.	144-152

Sources: Sources are noted on the individual schedules. The District implemented GASB Statement 34 in 2002; schedules presenting government-wide information include information beginning in that year.

**NEWARK CITY SCHOOL DISTRICT
LICKING COUNTY, OHIO**

NET ASSETS BY COMPONENT
LAST SEVEN FISCAL YEARS
(ACCRUAL BASIS OF ACCOUNTING)

	<u>2008</u>	<u>2007</u>	<u>2006</u>	<u>2005</u>
Governmental activities				
Invested in capital assets, net of related debt	\$ 17,859,087	\$ 16,214,383	\$ 13,103,344	\$ 9,955,146
Restricted	7,388,040	5,704,916	5,406,107	5,060,101
Unrestricted (deficit)	(658,639)	(3,782,517)	(3,376,375)	1,362,383
Total governmental activities net assets	<u>\$ 24,588,488</u>	<u>\$ 18,136,782</u>	<u>\$ 15,133,076</u>	<u>\$ 16,377,630</u>

Source: School District financial records.

<u>2004</u>	<u>2003</u>	<u>2002</u>
\$ 9,152,844	\$ 11,505,731	\$ 11,951,793
3,180,387	2,974,422	2,948,775
5,327,808	7,070,189	7,932,608
<u>\$ 17,661,039</u>	<u>\$ 21,550,342</u>	<u>\$ 22,833,176</u>

**NEWARK CITY SCHOOL DISTRICT
LICKING COUNTY, OHIO**

CHANGES IN NET ASSETS
LAST SEVEN FISCAL YEARS
(ACCRUAL BASIS OF ACCOUNTING)

	<u>2008</u>	<u>2007</u>	<u>2006</u>	<u>2005</u>
Expenses				
Governmental activities:				
Instruction:				
Regular	\$ 26,612,336	\$ 28,134,111	\$ 28,553,388	\$ 28,662,755
Special	7,386,301	7,449,750	7,431,992	6,847,032
Vocational	491,686	1,041,165	1,087,737	1,089,735
Other instructional	415,522	293,270	194,920	13,059
Support services:				
Pupil	3,165,276	3,100,714	2,901,350	2,847,301
Instructional staff	4,581,834	5,179,283	4,734,810	3,898,544
Board of education	314,946	241,624	345,371	341,420
Administration	3,621,145	4,087,770	3,910,074	3,945,441
Fiscal	1,162,601	1,131,945	1,105,748	1,008,723
Business	601,678	564,398	582,607	523,402
Operations and maintenance	4,782,208	4,989,885	5,174,107	5,171,450
Pupil transportation	2,066,216	2,783,937	2,565,336	2,345,807
Central	1,254,625	829,579	944,617	881,931
Operation of non-instructional services:				
Food service operations	2,794,947	2,561,467	2,604,010	2,353,651
Other non-instructional services	81,174	150,136	232,141	149,780
Extracurricular activities	925,354	1,029,804	1,071,732	900,135
Intergovernmental pass-through	539,949	639,407	629,679	567,254
Interest and fiscal charges	3,134,092	3,192,382	3,071,064	1,142,139
Total governmental activities expenses	<u>63,931,890</u>	<u>67,400,627</u>	<u>67,140,683</u>	<u>62,689,559</u>

- (Continued)

<u>2004</u>	<u>2003</u>	<u>2002</u>
\$ 26,376,443	\$ 24,508,474	\$ 23,411,738
6,345,783	5,795,463	5,757,682
1,182,704	1,037,110	856,973
16,306	9,625	103,762
2,968,230	2,703,972	2,594,162
3,946,139	3,486,646	3,470,282
237,432	237,865	291,754
4,191,719	3,988,909	3,806,315
1,032,761	1,006,549	999,495
527,942	535,545	539,054
4,960,836	4,744,279	4,037,085
2,167,866	2,068,391	1,870,559
780,036	914,265	879,653
2,382,382	2,270,663	2,161,102
321,243	83,422	83,732
899,861	860,452	851,835
571,244	694,466	694,298
337,037	383,297	425,593
<u>59,245,964</u>	<u>55,329,393</u>	<u>52,835,074</u>

**NEWARK CITY SCHOOL DISTRICT
LICKING COUNTY, OHIO**

CHANGES IN NET ASSETS
LAST SEVEN FISCAL YEARS - (Continued)
(ACCRUAL BASIS OF ACCOUNTING)

	<u>2008</u>	<u>2007</u>	<u>2006</u>	<u>2005</u>
Program Revenues				
Governmental activities:				
Charges for services:				
Instruction:				
Regular	\$ 571,523	\$ 669,166	\$ 504,724	\$ 435,994
Special	68,485	-	-	-
Other	-	-	-	-
Support services:				
Instructional staff	-	-	-	-
Fiscal	24,387	23,322	23,031	22,764
Operations and maintenance	4,993	4,374	6,103	-
Pupil transportation	121,473	45,245	31,583	36,234
Operation of non-instructional services:				
Food service operations	1,135,897	1,123,246	1,167,613	1,115,521
Other non-instructional services	46,957	1,689	1,853	40,739
Extracurricular activities	411,048	232,088	243,028	224,315
Operating grants and contributions:				
Instruction:				
Regular	2,324,772	2,751,747	1,189,563	924,400
Special	4,390,760	2,400,089	2,483,275	2,571,207
Vocational	72,809	150,137	-	-
Other instructional	262,072	132,894	-	-
Support services:				
Pupil	419,746	155,554	86,205	85,377
Instructional staff	2,058,960	1,909,091	1,953,205	1,239,356
Administration	227,470	256,806	317,262	285,052
Fiscal	17,947	16,558	16,952	16,946
Operations and maintenance	10,684	169,128	1,126	53,875
Pupil transportation	234,751	147,193	7,711	13,926
Central	51,306	-	266,704	258,820
Operation of non-instructional services:				
Food service operations	1,798,117	1,479,396	1,303,190	1,389,461
Other non-instructional services	27,165	106,986	99,392	128,339
Extracurricular activities	28,785	143,078	33,298	44,861
Intergovernmental pass-through	581,849	580,011	571,711	604,068
Capital grants and contributions:				
Instruction:				
Regular	-	-	-	-
Vocational	-	-	-	-
Support services:				
Pupil transportation	18,364	48,266	-	-
Central	-	-	-	-
Operation of non-instructional services:				
Other non-instructional services	-	-	-	-
Extracurricular activities	107,200	-	-	-
Total governmental program revenues	<u>15,017,520</u>	<u>12,546,064</u>	<u>10,307,529</u>	<u>9,491,255</u>
Net (Expense)/Revenue				
Governmental activities	<u>(48,914,370)</u>	<u>(54,854,563)</u>	<u>(56,833,154)</u>	<u>(53,198,304)</u>

- (Continued)

<u>2004</u>	<u>2003</u>	<u>2002</u>
\$ 509,081	\$ 600,865	\$ 354,595
-	-	55,533
-	-	14,814
-	-	29,006
25,413	-	-
-	-	-
56,190	26,144	-
1,111,397	1,143,462	1,140,197
13,809	59,533	19,481
186,547	252,401	215,105
918,509	695,927	1,414,333
2,124,975	1,999,072	1,386,837
4,949	275,412	32,011
-	-	94,583
161,869	611,351	100,168
989,676	1,044,045	692,945
279,937	106,734	243,264
17,568	10,670	24,739
47,566	-	-
3,683	-	3,650
124,201	151,810	110,676
1,189,780	1,045,963	986,069
726,918	14,027	54,333
68,353	-	142,398
-	621,248	688,602
134,475	27,368	156,123
-	405	7,796
-	-	75,144
-	-	8,700
-	-	52,877
-	-	-
<u>8,694,896</u>	<u>8,686,437</u>	<u>8,103,979</u>
<u>(50,551,068)</u>	<u>(46,642,956)</u>	<u>(44,731,095)</u>

**NEWARK CITY SCHOOL DISTRICT
LICKING COUNTY, OHIO**

CHANGES IN NET ASSETS
LAST SEVEN FISCAL YEARS - (Continued)
(ACCRUAL BASIS OF ACCOUNTING)

General Revenues and Other Changes in Net Assets	<u>2008</u>	<u>2007</u>	<u>2006</u>	<u>2005</u>
Governmental activities:				
Property taxes levied for:				
General purposes	\$ 15,244,558	\$ 16,151,573	\$ 13,703,475	\$ 13,508,764
Debt service	4,432,573	4,520,108	4,139,536	3,109,628
Capital outlay	1,463,426	1,513,579	1,393,660	1,402,882
School district income taxes	8,297,755	7,874,278	6,865,451	6,954,810
Grants and entitlements not restricted to specific programs	23,464,963	24,336,251	26,074,935	25,913,567
Investment earnings	1,911,762	3,351,578	3,197,642	983,403
Miscellaneous	551,039	110,902	60,890	41,841
Special Item:				
Gain on sale of building	-	-	153,011	-
Total governmental activities	<u>55,366,076</u>	<u>57,858,269</u>	<u>55,588,600</u>	<u>51,914,895</u>
 Total primary government	 <u>55,366,076</u>	 <u>57,858,269</u>	 <u>55,588,600</u>	 <u>51,914,895</u>
 Change in Net Assets				
Governmental activities	<u>\$ 6,451,706</u>	<u>\$ 3,003,706</u>	<u>\$ (1,244,554)</u>	<u>\$ (1,283,409)</u>

Source: School District financial records.

<u>2004</u>	<u>2003</u>	<u>2002</u>
\$ 14,311,729	\$ 14,055,686	\$ 12,893,048
502,213	504,191	529,776
1,493,491	1,499,180	1,439,871
6,675,694	6,417,041	6,665,355
25,130,747	22,430,681	22,642,337
274,759	396,083	826,007
124,922	57,260	174,698
-	-	-
<u>48,513,555</u>	<u>45,360,122</u>	<u>45,171,092</u>
<u>48,513,555</u>	<u>45,360,122</u>	<u>45,171,092</u>
<u>\$ (2,037,513)</u>	<u>\$ (1,282,834)</u>	<u>\$ 439,997</u>

**NEWARK CITY SCHOOL DISTRICT
LICKING COUNTY, OHIO**

FUND BALANCES, GOVERNMENTAL FUNDS
LAST TEN FISCAL YEARS
(MODIFIED ACCRUAL BASIS OF ACCOUNTING)

	<u>2008</u>	<u>2007</u>	<u>2006</u>	<u>2005</u>	<u>2004</u>
General Fund:					
Reserved	\$ 2,379,915	\$ 1,629,693	\$ 1,384,162	\$ 2,253,879	\$ 3,056,114
Unreserved	<u>3,532,692</u>	<u>1,511,007</u>	<u>2,840,394</u>	<u>6,171,645</u>	<u>9,724,153</u>
Total general fund	<u>\$ 5,912,607</u>	<u>\$ 3,140,700</u>	<u>\$ 4,224,556</u>	<u>\$ 8,425,524</u>	<u>\$ 12,780,267</u>
All Other Governmental Funds:					
Reserved	\$ 13,924,060	\$ 21,989,659	\$ 40,587,089	\$ 8,113,911	\$ 1,438,404
Unreserved, reported in:					
Special revenue funds	609,719	511,036	322,777	1,112,823	442,626
Capital projects funds	7,636,692	13,732,555	25,765,669	45,356,433	757,890
Debt service funds	<u>-</u>	<u>-</u>	<u>-</u>	<u>-</u>	<u>-</u>
Total all other governmental funds	<u>\$ 22,170,471</u>	<u>\$ 36,233,250</u>	<u>\$ 66,675,535</u>	<u>\$ 54,583,167</u>	<u>\$ 2,638,920</u>

Source: School District financial records.

<u>2003</u>	<u>2002</u>	<u>2001</u>	<u>2000</u>	<u>1999</u>
\$ 2,869,336	\$ 1,921,386	\$ 5,597,296	\$ 3,606,902	\$ 1,105,913
<u>11,848,025</u>	<u>13,709,331</u>	<u>10,781,632</u>	<u>7,675,712</u>	<u>4,526,838</u>
<u>\$ 14,717,361</u>	<u>\$ 15,630,717</u>	<u>\$ 16,378,928</u>	<u>\$ 11,282,614</u>	<u>\$ 5,632,751</u>
\$ 1,038,802	\$ 1,487,588	\$ 1,645,844	\$ 1,706,553	\$ 1,494,447
549,320	1,026,623	791,047	534,897	229,155
892,703	866,111	352,858	(22,339)	(268,513)
-	-	-	-	469,842
<u>\$ 2,480,825</u>	<u>\$ 3,380,322</u>	<u>\$ 2,789,749</u>	<u>\$ 2,219,111</u>	<u>\$ 1,924,931</u>

**NEWARK CITY SCHOOL DISTRICT
LICKING COUNTY, OHIO**

**CHANGES IN FUND BALANCES, GOVERNMENTAL FUNDS
LAST TEN FISCAL YEARS
(MODIFIED ACCRUAL BASIS OF ACCOUNTING)**

	<u>2008</u>	<u>2007</u>	<u>2006</u>	<u>2005</u>
Revenues				
From local sources:				
Taxes	\$ 29,329,331	\$ 29,572,014	\$ 29,257,119	\$ 24,950,728
Tuition	436,338	531,753	433,518	314,139
Transportation fees	121,473	45,245	31,583	36,234
Charges for services	1,135,897	1,123,246	1,167,738	1,119,220
Earnings on investments	2,189,194	3,863,883	2,517,486	889,366
Extracurricular	439,352	233,777	244,881	265,338
Classroom materials and fees	175,530	111,387	107,197	123,699
Other local revenues	776,815	453,003	252,129	252,571
Intergovernmental - intermediate	12,000	10,500	16,300	31,630
Intergovernmental - State	29,006,860	28,566,396	25,250,479	27,316,257
Intergovernmental - Federal	6,705,536	6,275,892	5,960,152	6,741,015
Total revenues	<u>70,328,326</u>	<u>70,787,096</u>	<u>65,238,582</u>	<u>62,040,197</u>
Expenditures				
Current:				
Instruction:				
Regular	26,105,825	27,575,208	27,975,004	28,065,173
Special	7,333,687	7,349,527	7,430,230	6,921,107
Vocational	474,685	1,034,465	1,072,877	1,060,164
Other	409,965	292,914	186,415	13,059
Current:				
Pupil	3,142,179	3,078,446	2,855,961	2,832,431
Instructional staff	4,588,276	5,031,555	4,602,871	3,799,201
Board of education	314,946	241,624	345,371	341,420
Administration	3,533,891	4,042,831	3,841,841	3,785,983
Fiscal	1,163,325	1,124,932	1,091,412	1,013,159
Business	533,895	497,248	578,033	518,418
Operations and maintenance	5,185,527	4,963,868	5,155,432	4,753,538
Pupil transportation	1,822,635	2,925,542	2,732,911	2,416,712
Central	1,230,284	933,351	919,891	856,895
Operation of non-instructional services:				
Food service operations	2,739,353	2,535,527	2,613,723	2,265,445
Other non-instructional services	77,305	130,017	52,847	211,071
Extracurricular activities	878,700	1,001,714	1,044,681	873,950
Intergovernmental pass-through	523,960	626,176	629,679	567,254
Facilities acquisitions and construction	16,409,668	35,123,552	9,977,873	2,401,055
Capital outlay	-	-	408,409	-
Debt service:				
Principal retirement	2,443,183	1,634,327	1,689,314	256,368
Interest and fiscal charges	3,139,360	3,195,079	2,915,044	1,061,833
Bond issue costs	-	-	367,892	-
Total expenditures	<u>82,050,649</u>	<u>103,337,903</u>	<u>78,487,711</u>	<u>64,014,236</u>
Excess of revenues over (under) expenditures	(11,722,323)	(32,550,807)	(13,249,129)	(1,974,039)

- (Continued)

	<u>2004</u>	<u>2003</u>	<u>2002</u>	<u>2001</u>	<u>2000</u>	<u>1999</u>
\$	23,079,582	\$ 22,360,732	\$ 21,955,345	\$ 24,228,094	\$ 23,747,527	\$ 26,035,641
	377,784	365,798	266,839	260,298	438,598	205,311
	-	-	-	-	-	-
	1,108,670	1,142,365	1,138,057	-	-	-
	255,264	441,642	910,298	1,520,669	1,126,142	503,798
	201,028	190,769	207,826	190,378	219,988	212,225
	-	-	-	-	-	-
	517,556	560,545	502,133	448,289	314,298	229,101
	11,658	48,068	150,100	103,445	-	-
	26,617,391	24,104,580	24,827,063	26,803,962	25,298,675	25,681,774
	4,860,884	3,690,727	4,284,498	-	-	-
	<u>57,029,817</u>	<u>52,905,226</u>	<u>54,242,159</u>	<u>53,555,135</u>	<u>51,145,228</u>	<u>52,867,850</u>
	25,961,258	23,448,873	22,504,640	21,720,645	20,632,924	21,888,841
	6,311,759	5,758,438	5,739,944	4,433,452	4,419,359	4,479,888
	1,176,775	985,991	823,787	681,858	738,881	814,731
	16,306	9,625	103,762	77,775	16,931	18,324
	2,933,163	2,707,721	2,548,054	2,200,299	2,043,932	2,076,218
	3,639,499	3,398,310	3,350,064	2,598,403	2,399,199	2,631,328
	237,432	237,865	291,754	356,526	259,788	148,382
	4,260,278	3,894,744	3,774,296	3,298,578	2,996,761	3,015,703
	1,024,811	985,215	1,015,716	973,054	871,172	957,622
	523,986	528,695	531,334	755,938	715,093	734,962
	4,811,768	4,328,616	3,964,949	4,321,346	3,858,886	3,928,499
	2,098,721	2,098,983	1,819,169	1,965,737	1,581,473	1,461,624
	782,421	897,046	833,307	987,512	541,948	503,586
	2,223,606	2,008,198	2,114,495	-	-	-
	107,094	103,301	155,676	640,510	722,556	621,231
	877,989	826,851	821,866	690,814	728,513	738,505
	570,992	694,466	694,298	15,000	-	-
	467,077	1,077,052	709,610	-	-	-
	-	155,787	-	1,903,264	1,404,394	1,262,643
	423,986	380,716	449,117	543,032	485,000	460,000
	339,375	387,156	430,457	450,746	494,920	549,725
	-	-	-	-	-	-
	<u>58,788,296</u>	<u>54,913,649</u>	<u>52,676,295</u>	<u>48,614,489</u>	<u>44,911,730</u>	<u>46,291,812</u>
	(1,758,479)	(2,008,423)	1,565,864	4,940,646	6,233,498	6,576,038

**NEWARK CITY SCHOOL DISTRICT
LICKING COUNTY, OHIO**

CHANGES IN FUND BALANCES, GOVERNMENTAL FUNDS
LAST TEN FISCAL YEARS (Continued)
(MODIFIED ACCRUAL BASIS OF ACCOUNTING)

	<u>2008</u>	<u>2007</u>	<u>2006</u>	<u>2005</u>
Other Financing Sources (Uses)				
Transfers in	3,355,161	50,000	45,000	61,429
Transfers (out)	(3,355,161)	(50,000)	(45,000)	(61,429)
Sale of capital assets	398,000	17,820	17,545	10,700
Insurance proceeds	40,013	-	-	-
Capital lease transaction	-	-	408,409	-
Premium on bond issuance	-	-	657,621	461,824
Payment to refunded bond escrow	-	-	(5,615,280)	-
Issuance of notes/bonds	-	990,000	25,414,998	50,000,000
Total other financing sources (uses)	438,013	1,007,820	20,883,293	50,472,524
Special Item:				
Sale of building	-	-	250,000	-
Net change in fund balances	<u>\$ (11,284,310)</u>	<u>\$ (31,542,987)</u>	<u>\$ 7,884,164</u>	<u>\$ 48,498,485</u>
Debt service as a percentage of noncapital expenditures	8.50%	7.08%	7.30%	2.14%

Source: School District financial records.

<u>2004</u>	<u>2003</u>	<u>2002</u>	<u>2001</u>	<u>2000</u>	<u>1999</u>
40,000	71,613	-	-	698,008	67,648
(40,000)	(71,613)	-	(2,556)	(980,675)	(130,825)
-	4,233	16,312	13,748	1,100	5,883
-	-	-	-	-	-
-	155,787	-	685,679	-	-
-	-	-	-	-	-
-	-	-	-	-	-
-	-	-	-	-	-
-	160,020	16,312	696,871	(281,567)	(57,294)
-	-	-	-	-	-
<u>\$ (1,758,479)</u>	<u>\$ (1,848,403)</u>	<u>\$ 1,582,176</u>	<u>\$ 5,637,517</u>	<u>\$ 5,951,931</u>	<u>\$ 6,518,744</u>
1.31%	1.43%	1.69%	2.13%	2.25%	2.24%

**NEWARK CITY SCHOOL DISTRICT
LICKING COUNTY, OHIO**

**ASSESSED VALUATION AND ESTIMATED ACTUAL VALUE OF TAXABLE PROPERTY
LAST TEN YEARS**

Collection Year	Real Property (a)		Tangible Personal Property (b)		Public Utility (c)	
	Assessed Value	Estimated Actual Value	Assessed Value	Estimated Actual Value	Assessed Value	Estimated Actual Value
2008	\$ 757,658,990	\$ 2,164,739,971	\$ 17,277,260	\$ 69,109,040	\$ 23,901,120	\$ 68,288,914
2007	748,482,390	2,138,521,114	32,795,180	131,180,720	28,457,510	81,307,171
2006	739,828,180	2,113,794,800	60,520,190	242,080,760	28,310,940	80,888,400
2005	663,274,280	1,895,069,371	58,251,640	233,006,560	28,615,340	81,758,114
2004	652,575,730	1,864,502,086	66,104,880	264,419,520	27,644,720	78,984,914
2003	642,775,000	1,836,500,000	62,139,910	248,559,640	27,832,080	79,520,229
2002	582,130,530	1,663,230,086	65,222,500	260,890,000	26,908,730	76,882,086
2001	573,100,360	1,637,429,600	63,241,970	252,967,880	37,396,510	106,847,171
2000	568,452,510	1,624,150,029	56,445,250	225,781,000	35,724,640	102,070,400
1999	487,419,510	1,392,627,171	59,310,510	237,242,040	39,243,900	112,125,429

Source: Licking County Auditor's Office

- (a) The assessed value of real property is fixed at 35% of true value and is determined pursuant to the State Tax Commissioner.
- (b) The rate at which tangible personal property used in business is assessed for purposes ad valorem property taxation decreased one percent each year from 35% in 1983 until it reached 25% in 1993.
- (c) Assumes public utilities are assessed at true value which is 35%.

		Total		
Total Direct Tax Rate	Assessed Value	Estimated Actual Value	%	
\$ 39.42	\$ 798,837,370	\$ 2,302,137,925	34.70%	
36.42	809,735,080	2,351,009,005	34.44%	
36.35	828,659,310	2,436,763,960	34.01%	
37.02	750,141,260	2,209,834,045	33.95%	
31.13	746,325,330	2,207,906,520	33.80%	
31.14	732,746,990	2,164,579,869	33.85%	
31.21	674,261,760	2,001,002,172	33.70%	
31.22	673,738,840	1,997,244,651	33.73%	
31.25	660,622,400	1,952,001,429	33.84%	
49.00	585,973,920	1,741,994,640	33.64%	

**NEWARK CITY SCHOOL DISTRICT
LICKING COUNTY, OHIO**

DIRECT AND OVERLAPPING PROPERTY TAX RATES
(RATE PER \$1,000 OF ASSESSED VALUE)
LAST TEN YEARS

Tax Year/ Collection Year	Overlapping Rates		Direct Rates					Licking County Joint Vocational School
	County	City	Voted			Unvoted	Total	
			General	Bond	Permanent Improvement			
2007/2008	\$ 7.40	\$ 3.70	23.40	6.02	2.90	4.10	36.42	3.00
2006/2007	7.40	3.70	23.40	6.02	2.90	4.10	36.42	3.00
2005/2006	7.40	3.70	23.40	5.95	2.90	4.10	36.35	3.00
2004/2005	7.20	3.70	23.40	6.62	2.90	4.10	37.02	3.00
2003/2004	7.20	3.70	23.40	0.73	2.90	4.10	31.13	2.80
2002/2003	7.20	3.70	23.40	0.74	2.90	4.10	31.14	3.00
2001/2002	7.20	3.70	23.40	0.81	2.90	4.10	31.21	2.00
2000/2001	7.20	3.70	23.40	0.82	2.90	4.10	31.22	2.00
1999/2000	7.20	3.70	23.40	0.85	2.90	4.10	31.25	2.00
1998/1999	7.20	3.70	41.00	1.00	2.90	4.10	49.00	2.00

Source: Licking County Auditor's Office

**NEWARK CITY SCHOOL DISTRICT
LICKING COUNTY, OHIO**

**PRINCIPAL PROPERTY TAX PAYERS
TAX YEARS 2007 AND 1999**

December 31, 2007			
Taxpayer	Taxable Assessed Value	Rank	Percentage of Total City Taxable Assessed Value
Ohio Power	\$ 20,195,170	1	2.49%
Wal-Mart Real Estate	3,795,190	2	0.47%
Owens Corning Fiberglas	2,712,960	3	0.34%
Gannett Midwest Publishing	2,706,690	4	0.33%
State Farm Mutual Auto Insurance	2,257,300	5	0.28%
Meijer Stores Limited Partnership	2,154,220	6	0.27%
Sharonbrooke Inn Limited	2,108,890	7	0.26%
HD Development	1,951,710	8	0.24%
BV Network LLD	1,928,010	9	0.24%
Kohl's Department Store	1,818,810	10	0.22%
Total	\$ 41,628,950		\$ 798,837,370

December 31, 1999			
Taxpayer	Taxable Assessed Value	Rank	Percentage of Total City Taxable Assessed Value
Owen Corning, Inc.	\$ 24,537,640	1	3.35%
Ohio Power Company	18,091,290	2	2.47%
Alltel Ohio, Inc.	8,021,310	3	1.09%
Holophane Lighting, Inc.	5,949,880	4	0.81%
National Gas & Oil Company	5,768,050	5	0.79%
State Farm Mutual Auto Insurance	5,191,910	6	0.71%
Columbia Gas	3,146,470	7	0.43%
Thrifty Ohio, Inc.	3,136,640	8	0.43%
Southgate Company LLP	252,230	9	0.03%
Health Care Prop. Investors Inc.	2,266,430	10	0.31%
Total	\$ 76,361,850		660,622,400

Source: Licking County Auditor's Office

Note: Tax assessed values are not available prior to December 1999.

**NEWARK CITY SCHOOL DISTRICT
LICKING COUNTY, OHIO**

**PROPERTY TAX LEVIES AND COLLECTIONS
LAST TEN FISCAL YEARS**

Tax Year/ Collection Year	Current Levy	Delinquent Levy	Total Levy	Current Collection	Percent of Current Levy Collected
2007/2008	(1)	(1)	(1)	(1)	(1)
2006/2007	23,478,761	1,369,068	24,847,829	22,627,569	96.37%
2005/2006	23,531,790	1,181,979	24,713,769	22,594,745	96.02%
2004/2005	17,841,154	1,159,133	19,000,287	17,363,135	97.32%
2003/2004	17,991,082	1,148,299	19,139,381	17,153,105	95.34%
2002/2003	17,082,951	1,181,308	18,264,259	16,492,781	96.55%
2001/2002	16,803,018	1,490,888	18,293,906	16,203,429	96.43%
2000/2001	16,481,808	918,277	17,400,085	15,589,000	94.58%
1999/2000	21,743,348	1,186,231	22,929,579	21,262,674	97.79%
1998/1999	20,680,453	1,787,841	22,468,294	20,363,419	98.47%

Note: "Delinquent Levy" indicates the portion collected that was delinquent.

Source: Licking County Auditor's Office

Delinquent Collection	Total Collection	Total Collection As a Percent of Total Levy
(1)	(1)	(1)
740,785	23,368,354	94.05%
640,753	23,235,498	94.02%
575,124	17,938,259	94.41%
618,793	17,771,898	92.86%
567,595	17,060,376	93.41%
910,882	17,114,311	93.55%
460,105	16,049,105	92.24%
682,721	21,945,395	95.71%
1,387,111	21,750,530	96.81%

**NEWARK CITY SCHOOL DISTRICT
LICKING COUNTY, OHIO**

**RATIOS OF OUTSTANDING DEBT BY TYPE
LAST TEN FISCAL YEARS**

Fiscal Year	Governmental Activities			(a) Total Primary Government	(b) Per Capita	(b) Per ADM
	General Obligation Bonds	Bond Anticipation Notes	Capital Leases			
2008	\$ 71,617,734	\$ -	\$ 119,760	\$ 71,737,494	1,550	11,091
2007	73,349,998	-	151,502	73,501,500	1,588	10,944
2006	74,713,333	-	387,270	75,100,603	1,623	11,116
2005	56,231,826	-	141,349	56,373,175	1,218	8,208
2004	6,289,928	-	339,615	6,629,543	143	950
2003	6,524,928	610,000	528,601	7,663,529	166	1,099
2002	6,749,928	1,195,000	528,530	8,473,458	183	1,213
2001	7,074,928	1,755,000	652,647	9,482,575	205	1,313
2000	7,584,928	2,290,000	-	9,874,928	213	1,335
1999	8,069,928	2,800,000	-	10,869,928	245	1,462

Source: School District's Records

(a) See notes to the financial statements regarding the District's outstanding debt information.

(b) See schedule " Demographic and Economic Statistic, Last Ten Years" for personal income, population and enrollment information.

**NEWARK CITY SCHOOL DISTRICT
LICKING COUNTY, OHIO**

**RATIOS OF GENERAL BONDED DEBT OUTSTANDING
LAST TEN FISCAL YEARS**

Fiscal Year	General Obligation Bonds	Total	Percentage of Actual Taxable Value of Property	Per Capita
2008	\$ 71,617,734	\$ 71,617,734	3.11%	1,548
2007	73,349,998	73,349,998	3.12%	1,585
2006	74,713,333	74,713,333	3.07%	1,614
2005	56,231,826	56,231,826	2.54%	1,215
2004	6,289,928	6,289,928	0.28%	136
2003	6,524,928	6,524,928	0.30%	141
2002	6,749,928	6,749,928	0.34%	146
2001	7,074,928	7,074,928	0.35%	153
2000	7,584,928	7,584,928	0.39%	164
1999	8,069,928	8,069,928	0.46%	182

Note: Details regarding the District's outstanding debt can be found in the notes to the financial statements.

**NEWARK CITY SCHOOL DISTRICT
LICKING COUNTY, OHIO**

**DIRECT AND OVERLAPPING GOVERNMENTAL ACTIVITIES DEBT
AS OF JUNE 30, 2008**

<u>Governmental Unit</u>	<u>Net General Tax Supported Debt</u>	<u>Estimated Percentage Applicable</u>	<u>Estimated Share of Overlapping Debt</u>
Newark City School District (1)	\$ 71,554,998	100.00%	\$ 71,554,998
Overlapping debt:			
City of Newark	16,784,991	92.73%	15,564,722
Licking County	16,452,549	21.96%	3,612,980
Licking County Joint Vocational School	<u>29,715,000</u>	21.33%	<u>6,338,210</u>
 Total direct and overlapping debt	 <u>\$ 134,507,538</u>		 <u>\$ 97,070,909</u>

Source: Ohio Municipal Advisory Council

(1) Includes general obligations bonds outstanding and bond anticipation notes outstanding at fiscal year end.

**NEWARK CITY SCHOOL DISTRICT
LICKING COUNTY, OHIO**

LEGAL DEBT MARGIN INFORMATION
LAST TEN FISCAL YEARS

Fiscal Year	Voted Debt Limit	Total Debt Applicable to Limit	Debt Service Available Balance	Net Debt Applicable to Limit	Voted Legal Debt Margin	Total Net Debt Applicable to Limit as a Percentage of Debt Limit
2008	\$ 70,318,435	\$ 71,554,998	\$ 3,556,523	\$ 67,998,475	\$ 2,319,960	96.70%
2007	69,401,367	73,349,998	3,545,229	69,804,769	(403,402) (a)	N/A
2006	74,579,338	74,713,333	3,121,764	71,591,569	2,987,769	95.99%
2005	67,512,713	56,231,826	2,820,860	53,410,966	14,101,747	79.11%
2004	67,169,280	6,289,928	285,205	6,004,723	61,164,557	8.94%
2003	65,947,229	6,524,928	422,566	6,102,362	59,844,867	9.25%
2002	60,683,558	6,749,928	438,890	6,311,038	54,372,520	10.40%
2001	60,636,496	7,074,928	589,515	6,485,413	54,151,083	10.70%
2000	59,456,016	7,584,928	540,111	7,044,817	52,411,199	11.85%
1999	52,737,653	8,069,928	469,842	7,600,086	45,137,567	14.41%

Source: Licking County Auditor and District financial records

Note: Ohio Bond Law sets a limit of 9% for voted debt and 1/10 of 1% for unvoted debt. House Bill 530 became effective on March 30, 2006, which excluded tangible personal property used in business, telephone or telegraph property, interexchange telecommunications company property, and personal property owned or leased by a railroad company and used in railroad operations.

(a): On September 9, 2004, the District was determined to be a "special needs" district, meaning the District was permitted to exceed the voted debt limitation.

Voted Debt Margins are determined without reference to applicable monies in the District's debt service fund.

**NEWARK CITY SCHOOL DISTRICT
LICKING COUNTY, OHIO**

**DEMOGRAPHIC AND ECONOMIC STATISTICS
LAST TEN FISCAL YEARS**

<u>Year</u>	<u>Population (1)</u>	<u>Per Capita Personal Income (2)</u>	<u>Personal Income</u>	<u>Median Age</u>	<u>School Enrollment (3)</u>	<u>Unemployment Rates</u>		
						<u>Licking County</u>	<u>Ohio</u>	<u>United States</u>
2008	46,279	\$ 17,819	\$ 824,645,501	35.9	6,468	6.1%	6.6%	5.5%
2007	46,279	17,819	824,645,501	35.9	6,716	5.5%	5.5%	4.7%
2006	46,279	17,819	824,645,501	35.9	6,756	3.4%	5.1%	4.4%
2005	46,279	17,819	824,645,501	35.9	6,868	5.8%	5.9%	5.0%
2004	46,279	17,819	824,645,501	35.9	6,978	5.9%	6.2%	5.1%
2003	46,279	17,819	824,645,501	35.9	6,973	6.0%	6.2%	5.7%
2002	46,279	17,819	824,645,501	35.9	6,985	5.1%	5.7%	6.0%
2001	46,279	17,819	824,645,501	35.9	7,222	3.9%	4.4%	5.8%
2000	46,279	17,819	824,645,501	35.9	7,395	3.7%	4.0%	4.0%
1999	44,389	11,680	518,463,520	33.0	7,433	3.7%	4.3%	4.1%

(1 & 2) U. S. Census Bureau information for the City of Newark
(3) District records

**NEWARK CITY SCHOOL DISTRICT
LICKING COUNTY, OHIO**

PRINCIPAL EMPLOYERS
CURRENT YEAR AND NINE YEARS AGO

Employer	December 31, 2007		
	Employees	Rank	Percentage of Total City Employment
State Farm Insurance Company	1,410	1	7.30%
Newark City Schools	1,367	2	7.07%
Licking County Government	1,284	3	6.65%
Licking County Memorial Hospital	1,282	4	6.63%
Anomatic Corp.	1,147	5	5.94%
Owens Corning, Inc.	975	6	5.05%
OSU-N/COTC	671	7	3.47%
Longaberger, Inc.	480	8	2.48%
Park National Bank Corporation	586	9	3.03%
Newark City Government	486	10	2.52%
Total	9,688		50.14%
Total Employment within the City	19,322		

Employer	December 31, 1998		
	Employees	Rank	Percentage of Total City Employment
Owens Corning Fiberglas	1,870	1	9.30%
Newark Board of Education	1,283	2	6.38%
State Farm Insurance	1,257	3	6.25%
Licking Memorial Hospital	1,194	4	5.94%
Licking County	1,182	5	5.88%
Kelley Services	959	6	4.77%
Anomatic Corporation	959	7	4.77%
Central Ohio Technical College/OSU-Newark Branch	903	8	4.49%
Holophane	705	9	3.50%
Meijer, Inc.	702	10	3.49%
Total	11,014		54.75%
Total Employment within the City	20,116		

Source: City of Newark Income Tax Department

**NEWARK CITY SCHOOL DISTRICT
LICKING COUNTY, OHIO**

**STAFFING STATISTICS
FULL TIME EQUIVALENTS (FTE) BY TYPE AND FUNCTION
LAST SIX FISCAL YEARS**

<u>Type</u>	<u>2008</u>	<u>2007</u>	<u>2006</u>	<u>2005</u>	<u>2004</u>	<u>2003</u>
Office - administrative	31.0	33.1	32.0	33.0	39.0	38.0
Professional - educational	429.9	484.2	480.2	506.4	520.4	499.0
Professional - other	25.1	24.7	22.2	23.8	20.8	20.8
Technical	29.9	40.4	38.8	35.8	22.9	22.3
Office - clerical	59.1	61.9	63.3	69.7	77.5	77.2
Craft & trade	10.0	11.0	11.0	12.0	12.0	12.0
Operative	21.6	33.5	35.1	33.8	30.8	32.8
Service worker/laborer	114.2	118.4	118.6	113.8	114.6	112.3
Total	720.8	807.2	801.2	828.3	838.0	814.4
<u>Function</u>	<u>2008</u>	<u>2007</u>	<u>2006</u>	<u>2005</u>	<u>2004</u>	<u>2003</u>
Instruction:						
Regular	310.2	334.3	333.9	369.7	357.9	356.5
Special	89.1	104.6	98.5	103.1	118.5	96.8
Vocational	5.6	13.0	13.0	15.0	15.0	16.0
Other	2.5	1.0	1.0	0.0	0.0	0.0
Support Services:						
Pupil	42.9	44.7	42.3	44.3	45.4	41.3
Instructional staff	77.6	88.9	88.4	78.3	75.7	76.9
Administration	44.9	52.8	52.8	54.8	56.9	57.8
Fiscal	8.0	8.1	8.0	8.1	9.0	9.0
Business	5.5	6.4	6.5	6.5	6.6	6.5
Operations and maintenance	59.0	59.4	59.8	60.7	61.2	63.1
Pupil transportation	28.4	46.4	46.4	41.1	38.6	40.1
Central	2.2	3.0	3.0	2.0	4.0	5.0
Other non-instructional services:						
Food service operations	39.5	37.4	40.0	37.3	37.6	37.5
Other non-instructional	3.4	5.2	5.5	4.7	8.9	5.2
Extracurricular activities	2.0	2.0	2.1	2.7	2.7	2.7
Total Governmental Activities	720.8	807.2	801.2	828.3	838.0	814.4

Source: School District records

**NEWARK CITY SCHOOL DISTRICT
LICKING COUNTY, OHIO**

**OPERATING INDICATORS BY FUNCTION
LAST TEN FISCAL YEARS**

Function	2008	2007	2006	2005	2004	2003	2002	2001	2000	1999
Instruction:										
Regular and Special										
Enrollment (students)	6,538	6,716	6,756	6,868	6,978	6,973	6,985	7,222	7,395	7,433
Graduates	284	364	343	342	379	358	389	423	376	423
Support services:										
Board of education										
Regular meetings per year	11	12	11	11	12	12	11	12	11	11
Special meetings per year	12	8	12	12	12	9	19	14	6	18
Administration										
Student attendance rate	94.20%	94.60%	94.50%	94.30%	94.30%	94.10%	93.60%	93.00%	93.40%	92.80%
Fiscal										
Nonpayroll checks issued	3,273	3,835	4,433	4,724	4,903	5,059	5,563	6,323	6,673	6,992
Operations and maintenance										
Square footage maintained	844,332	796,774	796,774	844,297	844,297	844,297	844,297	844,297	844,297	844,297
Pupil transportation										
Avg. students transported daily	1,387	3,256	3,207	3,661	3,553	3,864	3,545	3,837	3,968	3,772
Food service operations										
Meals served to students	781,780	750,181	718,825	687,158	648,920	620,651	592,566	579,042	626,088	619,940

Source: District records

**NEWARK CITY SCHOOL DISTRICT
LICKING COUNTY, OHIO**

**CAPITAL ASSET STATISTICS
LAST SEVEN FISCAL YEARS**

	<u>2008</u>	<u>2007</u>	<u>2006</u>	<u>2005</u>	<u>2004</u>	<u>2003 (1)</u>	<u>2002</u>
Land	\$ 1,712,273	\$ 1,706,908	\$ 1,706,908	\$ 1,713,468	\$ 774,622	\$ 774,622	\$ 801,394
Land improvements	101,368	133,028	134,111	176,670	176,968	158,795	140,394
Buildings and improvements	4,793,956	4,632,149	5,348,085	5,798,231	5,691,531	6,305,152	6,858,984
Furniture, fixtures and equipment	1,397,594	1,584,682	1,589,540	1,203,641	1,591,234	1,753,042	3,464,335
Vehicles	1,546,279	1,758,447	1,601,981	1,327,627	1,246,020	1,184,183	1,215,216
Construction in progress	<u>60,286,787</u>	<u>44,520,724</u>	<u>9,494,295</u>	<u>382,680</u>	<u>12,084</u>	<u>6,748</u>	<u>-</u>
Total Governmental Activities Capital Assets, net	<u>\$69,838,257</u>	<u>\$ 54,335,938</u>	<u>\$ 19,874,920</u>	<u>\$ 10,602,317</u>	<u>\$ 9,492,459</u>	<u>\$ 10,182,542</u>	<u>\$ 12,480,323</u>

Source: School District financial records.

Note: Amounts above are presented net of accumulated depreciation.

(1) The 2003 Capital Asset balances were restated in the 2004 report due to changes made to the capital asset policy and corrections of errors and omissions in the prior years. The restated balance is presented.

THIS PAGE IS INTENTIONALLY LEFT BLANK

**NEWARK CITY SCHOOL DISTRICT
LICKING COUNTY, OHIO**

**SCHOOL BUILDING INFORMATION
LAST TEN FISCAL YEARS**

	2008	2007	2006	2005	2004
Ben Franklin Elementary (1954)					
Square feet	38,632	38,632	38,632	38,632	38,632
Capacity (students)	309	309	309	309	309
Enrollment	332	297	296	265	272
Cherry Valley Elementary (2008)					
Square feet	61,073	30,160	30,160	30,160	30,160
Capacity (students)	500	241	241	241	241
Enrollment	463	346	370	293	287
Conrad Elementary (1905)					
Square feet	(3)	28,875	28,875	28,875	28,875
Capacity (students)	(3)	231	231	231	231
Enrollment	(3)	226	229	214	198
Hazelwood Elementary (1910)					
Square feet	(1)	(1)	(1)	23,036	23,036
Capacity (students)	(1)	(1)	(1)	184	184
Enrollment	(1)	(1)	(1)	223	233
Hillview Elementary (2008)					
Square feet	61,073	(8)	(8)	(8)	(8)
Capacity (students)	500	(8)	(8)	(8)	(8)
Enrollment	456	(8)	(8)	(8)	(8)
John Clem Elementary (1958)					
Square feet	28,152	28,152	28,152	28,152	28,152
Capacity (students)	225	225	225	225	225
Enrollment	413	359	341	352	336
Kettering Elementary (1958)					
Square feet	(3)	17,021	17,021	17,021	17,021
Capacity (students)	(3)	136	136	136	136
Enrollment	(3)	288	282	279	277
Maholm Elementary (1954)					
Square feet	(2)	(2)	(2)	24,487	24,487
Capacity (students)	(2)	(2)	(2)	195	195
Enrollment	(2)	(2)	(2)	159	174
McGuffey Elementary (1958)					
Square feet	32,562	32,562	32,562	32,562	32,562
Capacity (students)	260	260	260	260	260
Enrollment	378	328	367	290	300
Miller Elementary (1969)					
Square feet	33,197	33,197	33,197	33,197	33,197
Capacity (students)	265	265	265	265	265
Enrollment	368	394	396	377	391

- (Continued)

2003	2002	2001	2000	1999
38,632	38,632	38,632	38,632	38,632
309	309	309	309	309
274	255	273	278	304
30,160	30,160	30,160	30,160	30,160
241	241	241	241	241
286	302	321	309	343
28,875	28,875	28,875	28,875	28,875
231	231	231	231	231
204	226	229	213	258
23,036	23,036	23,036	23,036	23,036
184	184	184	184	184
231	230	222	222	200
(8)	(8)	(8)	(8)	(8)
(8)	(8)	(8)	(8)	(8)
(8)	(8)	(8)	(8)	(8)
28,152	28,152	28,152	28,152	28,152
225	225	225	225	225
336	318	348	366	372
17,021	17,021	17,021	17,021	17,021
136	136	136	136	136
261	280	285	279	308
24,487	24,487	24,487	24,487	24,487
195	195	195	195	195
176	163	156	162	162
32,562	32,562	32,562	32,562	32,562
260	260	260	260	260
299	288	309	317	313
33,197	33,197	33,197	33,197	33,197
265	265	265	265	265
397	378	389	408	432

**NEWARK CITY SCHOOL DISTRICT
LICKING COUNTY, OHIO**

**SCHOOL BUILDING INFORMATION
LAST TEN FISCAL YEARS - (Continued)**

	2008	2007	2006	2005	2004
North Elementary (1928)					
Square feet	(7)	36,784	36,784	36,784	36,784
Capacity (students)	(7)	294	294	294	294
Enrollment	(7)	407	394	391	401
West Main Intermediate (1925)					
Square feet	(3)	54,330	54,330	54,330	54,330
Capacity (students)	(3)	434	434	434	434
Enrollment	(3)	422	423	424	387
Central Intermediate (1940)					
Square feet	(3)	43,961	43,961	43,961	43,961
Capacity (students)	(3)	352	352	352	352
Enrollment	(3)	312	317	372	382
(6) Heritage Middle School (1929)					
Square feet	56,959	56,959	56,959	56,959	56,959
Capacity (students)	455	455	455	455	455
Enrollment	417	370	362	230	264
Roosevelt Middle School (1929)					
Square feet	(3)	58,453	58,453	58,453	58,453
Capacity (students)	(3)	387	387	387	387
Enrollment	(3)	317	341	349	326
(7) Wilson Middle School (1929)					
Square feet	58,453	55,525	55,525	55,525	55,525
Capacity (students)	387	367	367	367	367
Enrollment	463	427	375	395	390
High School (1961)					
Square feet	241,763	241,763	241,763	241,763	241,763
Capacity (students)	1,447	1,447	1,447	1,447	1,447
Enrollment	1,630	1,732	1,712	1,731	1,826
Administrative Service Center					
Square feet	19,000	19,000	19,000	19,000	19,000
Transportation and warehouse					
Square feet	21,400	21,400	21,400	21,400	21,400

Source: District records

Note: Year of original construction is in parentheses

- (1) Hazelwood - closed end of 04-05 school year and sold November 2005
- (2) Maholm - closed end of 04-05 school year and is leased to a sponsored community school during 05-06 school year
- (3) Conrad, West Main, Central Intermediate, Roosevelt and Kettering closed at the end of the 2006-2007 year
Central was sold in July 2008. Conrad was sold in October 2008.
Kettering was demolished to make room for the new Heritage building.
- (4) Cherry Valley moved into a new building in January 2008. The old Cherry Valley building (1916) was demolished
- (5) North was renamed Legend and moved into a new building in January 2008.
- (6) Lincoln was renamed Heritage beginning of 2007-2008 school year.
- (7) Due to renovations during the 2007-2008 school year Wilson was housed in the former Roosevelt building.
- (8) Hillview was opened in 2008.

2003	2002	2001	2000	1999
36,784	36,784	36,784	36,784	36,784
294	294	294	294	294
379	378	367	345	388
54,330	54,330	54,330	54,330	54,330
434	434	434	434	434
406	411	426	440	415
43,961	43,961	43,961	43,961	43,961
352	352	352	352	352
370	358	366	362	378
56,959	56,959	56,959	56,959	56,959
455	455	455	455	455
257	260	294	289	298
58,453	58,453	58,453	58,453	58,453
387	387	387	387	387
357	368	353	387	393
55,525	55,525	55,525	55,525	55,525
367	367	367	367	367
410	431	411	407	440
241,763	241,763	241,763	241,763	241,763
1,447	1,447	1,447	1,447	1,447
1,815	1,827	1,959	2,043	2,151
19,000	19,000	19,000	19,000	19,000
21,400	21,400	21,400	21,400	21,400

**NEWARK CITY SCHOOL DISTRICT
LICKING COUNTY, OHIO**

OPERATING STATISTICS
LAST TEN FISCAL YEARS

Fiscal Year	Governmental Funds		Governmental Activities (2)		Enrollment	Percent Change
	Expenditures (1)	Cost per pupil	Expenses (1)	Cost per pupil		
2007	\$ 76,468,106	\$ 11,696	\$ 63,931,890	\$ 9,779	6,538	-2.65%
2006	98,508,497	14,668	67,400,627	10,036	6,716	-0.59%
2005	73,515,461	10,882	67,140,683	9,938	6,756	-1.63%
2004	62,696,035	9,129	62,689,559	9,128	6,868	-1.58%
2003	58,024,935	8,315	59,245,964	8,490	6,978	0.07%
2002	54,145,777	7,765	55,329,393	7,935	6,973	-0.17%
2001	51,796,721	7,415	52,835,074	7,564	6,985	-3.28%
2000	47,620,711	6,594	n/a	n/a	7,222	-2.34%
1999	43,931,810	5,941	n/a	n/a	7,395	-0.51%
1998	45,282,087	6,092	n/a	n/a	7,433	-2.12%

Source: District records

(1) Debt Service totals have been excluded.

(2) The District implemented GASB 34 in fiscal year 2002.

Teaching Staff	Pupil/Teacher Ratio	Student Attendance Percentage
511	12.79	94.20%
428	15.69	94.60%
443	15.25	94.50%
493	13.93	94.30%
417	16.73	94.30%
429	16.25	94.10%
439	15.91	93.60%
434	16.64	93.00%
399	18.53	93.40%
427	17.41	92.80%

THIS PAGE IS INTENTIONALLY LEFT BLANK



Mary Taylor, CPA
Auditor of State

NEWARK CITY SCHOOL DISTRICT

LICKING COUNTY

CLERK'S CERTIFICATION

This is a true and correct copy of the report which is required to be filed in the Office of the Auditor of State pursuant to Section 117.26, Revised Code, and which is filed in Columbus, Ohio.

Susan Babbitt

CLERK OF THE BUREAU

**CERTIFIED
JANUARY 20, 2009**