

# **Comprehensive Annual Financial Report**

For the Year Ended June 30, 2009



**HOPE** **ACADEMIES**

There is HOPE  
for every child

**Hope Academy Northcoast Campus**

**Cleveland, Ohio**





Mary Taylor, CPA  
Auditor of State

Board of Directors  
Hope Academy Northcoast Campus  
2421 West 11th Street  
Cleveland, Ohio 44105

We have reviewed the *Independent Auditor's Report* of the Hope Academy Northcoast Campus, Cuyahoga County, prepared by Rea & Associates, Inc., for the audit period July 1, 2008 through June 30, 2009. Based upon this review, we have accepted these reports in lieu of the audit required by Section 117.11, Revised Code. The Auditor of State did not audit the accompanying financial statements and, accordingly, we are unable to express, and do not express an opinion on them.

Our review was made in reference to the applicable sections of legislative criteria, as reflected by the Ohio Constitution, and the Revised Code, policies, procedures and guidelines of the Auditor of State, regulations and grant requirements. The Hope Academy Northcoast Campus is responsible for compliance with these laws and regulations.

*Mary Taylor*

Mary Taylor, CPA  
Auditor of State

February 17, 2010

**This Page is Intentionally Left Blank.**

**Hope Academy Northcoast Campus  
Cleveland, Ohio**

**Comprehensive Annual Financial Report  
For the Year Ended June 30, 2009**

Prepared by Brian G. Adams MBA, CMA, CFM, CrFA

HOPE ACADEMY NORTHCOAST CAMPUS  
CUYAHOGA COUNTY

COMPREHENSIVE ANNUAL FINANCIAL REPORT  
FOR THE YEAR ENDED JUNE 30, 2009

TABLE OF CONTENTS

<b>Title</b>	<b>Page</b>
<b>INTRODUCTORY SECTION</b>	
Letter of Transmittal.....	i
Board of Directors.....	iv
Organizational Chart.....	v
Government Finance Officers Association Certificate.....	vi
<b>FINANCIAL SECTION</b>	
Independent Auditor's Report .....	1
Management's Discussion and Analysis.....	3
Basic Financial Statements:	
Statement of Net Assets .....	7
Statement of Revenues, Expenses, and Changes in Net Assets.....	8
Statement of Cash Flows .....	9
Notes to the Basic Financial Statements .....	11
<b>STATISTICAL TABLES</b>	
Operating Expenses by Category - Last Seven Fiscal Years .....	24
Operating and Non-Operating Revenues - Last Seven Fiscal Years.....	25
Full Time Equivalent (FTE) Enrollment - Last Seven Fiscal Years .....	26
Grant Revenues by Source - Last Seven Fiscal Years .....	27
Net Assets - Last Seven Fiscal Years .....	28
State Basic Aid - Per Pupil Funding Amount - Last Seven Fiscal Years.....	29
Student Population by Resident District - 2009 Fiscal Year .....	30
Miscellaneous Statistics.....	31

# Introductory Section

**This page intentionally left blank.**





4310 E 71<sup>st</sup> St  
Cleveland, OH 44105

(216) 429-0232 (P)  
(216) 429-0249 (F)

[www.hope-academies.com](http://www.hope-academies.com)

---

December 18<sup>th</sup>, 2009

Hope Academy Northcoast Campus Community  
Members of the Board of Directors

We are pleased to present the Comprehensive Annual Financial Report (CAFR) of the Hope Academy Northcoast Campus (the School) for the fiscal year ended June 30, 2009. The CAFR is designed to assist and guide the reader in understanding its contents. The report consists of three major sections:

Introductory Section The Introductory Section includes the Transmittal Letter, a list of our Board members, an organizational chart, and GFOA Certificate of Achievement.

Financial Section The Financial Section consists of the Independent Auditor's Report, Management's Discussion and Analysis, and the Basic Financial Statements as well as the Notes to the Basic Financial Statements that provide an overview of the School's financial position and operating results.

Statistical Section The Statistical Section includes selected financial and demographic information about the School on a multi-year basis.

The School's management is responsible for the reliability of the data presented and the completeness of the presentation, including all disclosures. To the best of our knowledge, the enclosed data is accurate in all material respects and is reported in a manner designed to present fairly the financial position and results of operations of the School. All disclosures necessary to enable the reader to gain an understanding of the School's financial activities have been included.

Further, the School has established a comprehensive framework of internal controls that is designed to compile sufficient reliable information for the preparation of its financial statements in accordance with generally accepted accounting principles (GAAP). Because the cost of internal controls should not outweigh their benefits, the School's comprehensive framework of internal controls has been designed to provide reasonable rather than absolute assurance that the financial statements will be free from material misstatements.

Ohio law requires independent audits be performed on all financial operations of the School either by the Auditor of State or an independent public accounting firm in accordance with generally accepted accounting principles (GAAP) and generally accepted auditing standards (GAAS). The Rea & Associates Office rendered an opinion on the School's financial statements as of June 30, 2009 and the Independent Auditor's Report on the Basic Financial Statements is included in the Financial Section herein.

As required by GASB Statement No. 34, "Basic Financial Statements and Management's Discussion and Analysis for State and Local Governments", management is also responsible for preparing a discussion and analysis of the School. This Letter of Transmittal is designed to complement the Management's Discussion and Analysis and should be read in conjunction with it. This discussion follows the Independent Auditor's Report and provides an assessment of the School's finances for fiscal year 2009 and the outlook for the future.

### Profile of the Government

Ohio charter schools began operating after the passage of a 1997 State law. Charter schools, commonly referred to as “community schools” in Ohio, are public, non-profit, non-sectarian schools established to operate independently of any School District. These schools also are exempt from many of the education laws of the State allowing them to bring innovation and efficiency to the traditional education model. More importantly, the passage of this law made the concept of school choice a reality in Ohio. As required by law, each of these community schools must have a sponsor. Effective July 1, 2005, the School entered into a contract with a sponsor, St. Aloysius Orphanage. St. Aloysius Orphanage provides oversight and advisory services to 38 community schools throughout the State serving nearly 10,200 children.

Hope Academy Northcoast Campus is an elementary school offering grades K-8. The School, which first opened its doors in August of 2002 is located in Cleveland, Ohio and is run by a five member Board of Directors. The School has contracted with HA Northcoast, LLC, a subsidiary of White Hat Management, LLC to operate the School on a day-to-day basis. White Hat Management (the Company) is a national leader in professional education management that serves nearly 18,000 students across multiple states. The Company has managed the School since its inception.

### Economic Issues

Since the enactment of community school legislation, the School has been funded solely on the per pupil funding set forth by State of Ohio (see Statistical Section for historical funding levels). Historically, the School has seen an increase in the base level per pupil funding amount. However, this amount is still less than the amount that traditional school districts in the State receive per pupil, primarily because community schools are not authorized by statute to levy taxes in the communities that they operate in. By comparison, the Cleveland Municipal School District receives over \$13,000 in average per pupil funding from all sources whereas the School (which is also located in the City of Cleveland) receives only \$9,385 from all sources. These disparities in funding are in part, the reason why contracting with a professional educational management firm like White Hat Management was an attractive option. By managing multiple schools, the Company is able to gain operational efficiencies that are more difficult to achieve in a stand-alone school. In November 2005, the School renewed its management agreement with White Hat and its affiliates. (See Note 8 for a full description of services provided by the Company.)

As discussed later, the School was funded on 285 full-time equivalent students for fiscal year 2009. As of the date of this letter, it is expected that the School will maintain that enrollment with the possibility of a slight decline consistent with declines seen in other Hope Academies throughout the State. Obviously, any decline in enrollment would have a direct corresponding impact to current year revenues.

As a result of legislative changes, management companies that operate schools in the State of Ohio are required to provide more disclosure on how monies paid by the School to the company are spent. Auditor of State Bulletin No. 2004-009 provided the guidelines of how management companies are expected to comply with this provision and Note 9 to the basic financial statements under the Financial Section includes the required information for fiscal year ended June 30, 2009.

Awards and Acknowledgements


The Government Finance Officer's Association of the United States and Canada (GFOA) awarded a Certificate of Achievement for Excellence in Financial Reporting to the Hope Academy Northcoast Campus for its CAFR for the year ended June 30, 2008. This was the fourth year that the School has received the award. The School was also acknowledged by the Ohio Department of Education as being one of the first community schools in the State to ever receive such an award. The Certificate of Achievement is a prestigious national award, recognizing conformance with the highest standards for preparation of state and local government financial reports.

In order to be awarded a Certificate of Achievement, a government unit must publish an easily readable and effectively organized CAFR, whose contents conform to program standards. The CAFR must satisfy both generally accepted accounting principles and applicable legal requirements. A Certificate of Achievement is valid for a period of one year only. We believe our current report, which is included herein, will conform to the high standards required by the Certificate of Achievement program.

The Comprehensive Annual Financial Report was prepared by the fiscal management team for the School. Their commitment to this process has helped to make this report possible. We would also like to thank Mr. King and other members of the Board of Directors and Finance Committee for their support in this endeavor. It is truly appreciated.

Finally, we would like to thank our School community for entrusting us with the education of your children. You are the reason we are here. We are committed to bettering our students, their parents, and the communities we serve by providing the very best alternative in public education.

Sincerely,



Brian G. Adams MBA, CMA, CFM, CrFA  
Fiscal Officer/Internal Auditor  
Hope Academy Northcoast Campus



Clifford King  
President, Board of Directors  
Hope Academy Northcoast Campus

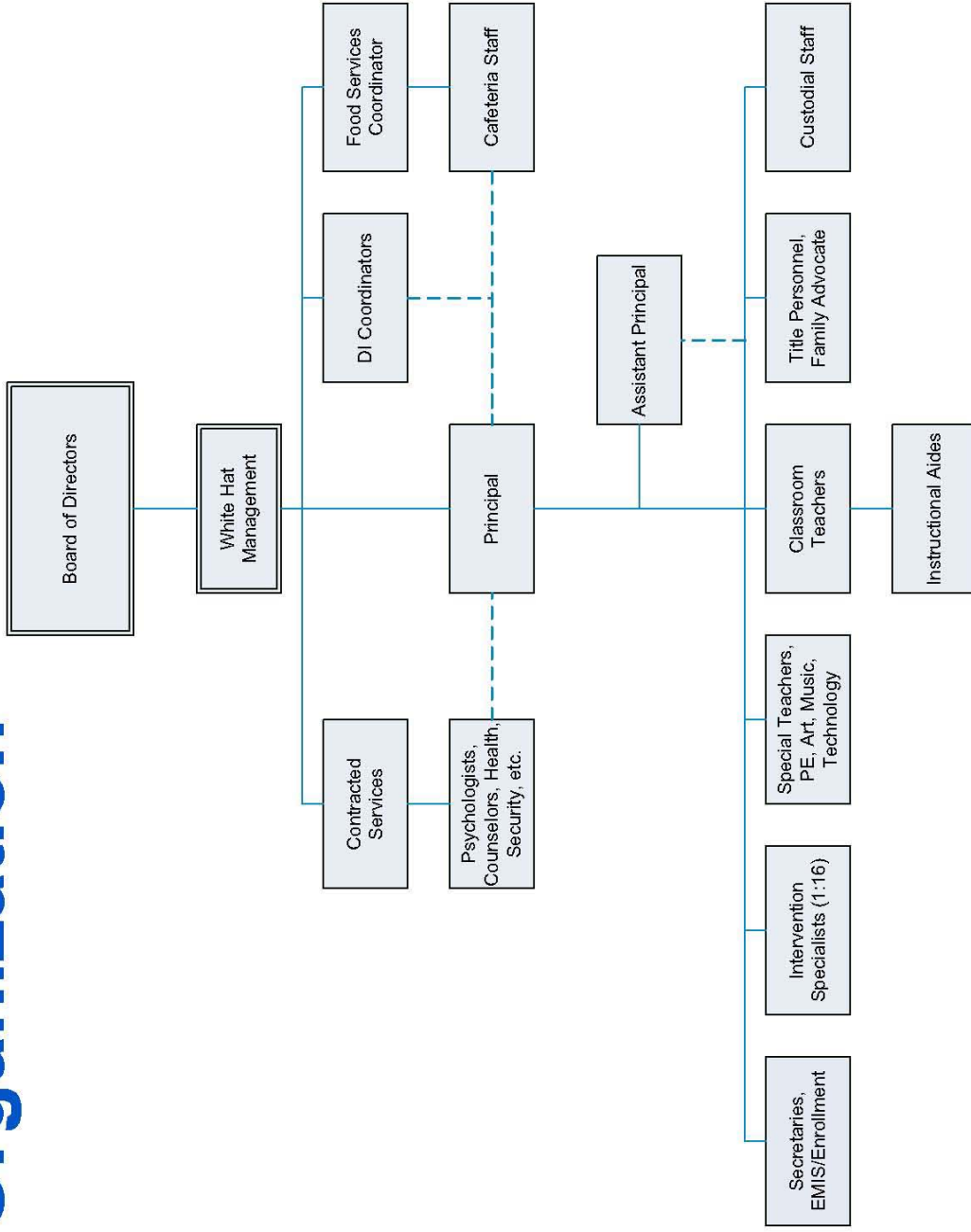
Hope Academy Northcoast Campus  
Board of Directors  
June 30, 2009

---

Clifford King.  
Prince Meredith  
Brenda Dixon  
Dorothy Curtis  
Elaine Vance Hill

Board President  
Board Member  
Board Member  
Board Member  
Board Member

# Organization



*There is HOPE for every child*

# Certificate of Achievement for Excellence in Financial Reporting

Presented to

Hope Academy Northcoast  
Campus, Ohio

For its Comprehensive Annual  
Financial Report  
for the Fiscal Year Ended  
June 30, 2008

A Certificate of Achievement for Excellence in Financial Reporting is presented by the Government Finance Officers Association of the United States and Canada to government units and public employee retirement systems whose comprehensive annual financial reports (CAFRs) achieve the highest standards in government accounting and financial reporting.



A stylized, handwritten signature in black ink, appearing to be "J.R. Emer".

President

A handwritten signature in black ink, appearing to be "Jeffrey R. Emer".

Executive Director

# Financial Section

**This page intentionally left blank.**





# Rea & Associates, Inc.

ACCOUNTANTS AND BUSINESS CONSULTANTS

*Focused on Your Future.*

December 18, 2009

To the Board of Directors  
Hope Academy Northcoast Campus  
6916 Krakow Ave.  
Cleveland, Oh 44105

## **INDEPENDENT AUDITOR'S REPORT**

We have audited the accompanying financial statements of the Hope Academy Northcoast Campus (the School), as of and for the year ended June 30, 2009, which collectively comprise the School's basic financial statements as listed in the table of contents. These financial statements are the responsibility of the School's management. Our responsibility is to express an opinion on these financial statements based on our audit.

We conducted our audit in accordance with auditing standards generally accepted in the United States of America and the standards applicable to financial audits contained in *Government Auditing Standards*, issued by the Comptroller General of the United States. Those standards require that we plan and perform the audit to obtain reasonable assurance about whether the financial statements are free of material misstatement. An audit includes examining, on a test basis, evidence supporting the amounts and disclosures in the financial statements. An audit also includes assessing the accounting principles used and significant estimates made by management, as well as evaluating the overall financial statement presentation. We believe that our audit provides a reasonable basis for our opinion.

In our opinion, the financial statements referred to above present fairly, in all material respects, the respective financial position of Hope Academy Northcoast Campus, as of June 30, 2009, and the respective changes in financial position and cash flows for the year then ended in conformity with accounting principles generally accepted in the United States of America.

In accordance with *Government Auditing Standards*, we have also issued our report dated December 18, 2009 on our consideration of the School's internal control over financial reporting and our tests of its compliance with certain provisions of laws, regulations, contracts and grant agreements and other matters. The purpose of that report is to describe the scope of our testing of internal control over financial reporting and compliance and the results of that testing, and not to provide an opinion on the internal control over financial reporting or on compliance. That report is an integral part of an audit performed in accordance with *Government Auditing Standards* and should be considered in assessing the results of our audit.

The Management's Discussion and Analysis on pages 3 through 6 are not a required part of the basic financial statements but is supplementary information required by the Governmental Accounting Standards Board. We have applied certain limited procedures, which consisted principally of inquiries of management regarding the methods of measurement and presentation of the required supplementary information. However, we did not audit the information and express no opinion on it.

We conducted our audit to opine on the financial statements that collectively comprise the School's basic financial statements. The introductory and statistical sections provide additional information and are not a required part of the basic financial statements. We did not subject the introductory and statistical sections to the auditing procedures applied in the audit of the basic financial statements and, accordingly, we express no opinion on them.

*Rea & Associates, Inc.*

**HOPE ACADEMY NORTHCOAST COUNTY CAMPUS  
CUYAHOGA COUNTY**

**MANAGEMENT'S DISCUSSION AND ANALYSIS  
FOR THE YEAR ENDED JUNE 30, 2009  
(Unaudited)**

The discussion and analysis of the Hope Academy Northcoast Campus' (the School) financial performance provides an overall review of the School's financial activities for the fiscal year ended June 30, 2009. The intent of this discussion and analysis is to look at the School's financial performance as a whole; readers should also review the transmittal letter, the basic financial statements and the notes to the basic financial statements to enhance their understanding of the School's financial performance.

The Management's Discussion and Analysis (MD&A) is an element of the reporting model adopted by the Governmental Accounting Standards Board (GASB) in their Statement No. 34 Basic Financial Statements and Management's Discussion and Analysis for State and Local Governments issued June 1999. Certain comparative information between the current year and the prior year is required to be presented in the MD&A.

**Financial Highlights**

- In total, net assets decreased \$40,516, which represents a 12.2 percent decrease from 2008. This decrease is due to the depreciation of capital assets.
- Total assets decreased \$56,901, which represents an 12.0 percent decrease from 2008. This was primarily due to depreciation of capital assets.
- Liabilities decreased \$16,386, which represents an 11.6 percent decrease from 2008. The decrease in liabilities is a direct primarily due to a decrease in state funding payable.

**Using this Financial Report**

This report consists of three parts, the MD&A, the basic financial statements, and notes to those statements. The basic financial statements include a Statement of Net Assets, a Statement of Revenues, Expenses and Changes in Net Assets, and a Statement of Cash Flows.

The School uses enterprise presentation for all of its activities.

**Statement of Net Assets**

The Statement of Net Assets answers the question of how the School did financially during 2009. This statement includes all assets and liabilities, both financial and capital, and short-term and long-term using the accrual basis of accounting and economic resources focus, which is similar to the accounting used by most private-sector companies. This basis of accounting takes into account all revenues and expenses during the year, regardless of when the cash is received or paid.

**HOPE ACADEMY NORTHCOAST COUNTY CAMPUS  
CUYAHOGA COUNTY**

**MANAGEMENT'S DISCUSSION AND ANALYSIS  
FOR THE YEAR ENDED JUNE 30, 2009  
(Unaudited)**

Table 1 provides a summary of the School's net assets for fiscal years 2009 and 2008.

(Table 1)  
**Statement of Net Assets**

	<b>2009</b>	<b>Restated 2008</b>
<b>Assets</b>		
Current Assets	\$235,077	\$257,507
Non-Current Assets	180,947	215,419
Total Assets	416,025	472,926
<b>Liabilities</b>		
Current Liabilities	125,476	141,862
<b>Net Assets</b>		
Investment in Capital Assets	180,947	215,419
Unrestricted	109,601	115,645
Total Net Assets	\$290,548	\$331,064

Total assets decreased \$56,901, which represents a 12.0 percent decrease from 2008. This was primarily due to depreciation of capital assets. Liabilities decreased \$16,386 from 2008, which represents an 11.6 percent decrease from 2008. This decrease is due to the decrease in payables.

**Statement of Revenues, Expenses and Changes in Net Assets**

Table 2 shows the changes in net assets for fiscal years 2009 and 2008, as well as a listing of revenues and expenses. This change in net assets is important because it tells the reader that, for the School as a whole, the financial position of the School has improved or diminished. The cause of this may be the result of many factors, some financial, some not. Non-financial factors include the current laws in Ohio restricting revenue growth, facility conditions, required educational programs and other factors.

**HOPE ACADEMY NORTHCOAST COUNTY CAMPUS  
CUYAHOGA COUNTY**

**MANAGEMENT'S DISCUSSION AND ANALYSIS  
FOR THE YEAR ENDED JUNE 30, 2009  
(Unaudited)**

(Table 2)  
**Change in Net Assets**

	<b>2009</b>	<b>Restated 2008</b>
<b>OPERATING REVENUES</b>		
State Aid	\$ 2,124,442	\$ 1,773,870
<b>NON-OPERATING REVENUE</b>		
Grants	547,141	438,486
Interest Income	2,993	8,004
Miscellaneous	110	5
Total Revenues	2,674,686	2,220,365
<b>OPERATING EXPENSES</b>		
Purchased Services: Management Fees	1,981,037	1,656,021
Purchased Services: Grant Programs	540,661	424,426
Sponsorship Fees	37,871	17,739
Legal	18,948	18,648
Auditing and Accounting	25,689	19,594
Insurance	1,614	1,390
Board of Education	7,051	304
Depreciation	40,952	40,951
Professional Services	58,427	49,635
Miscellaneous	2,952	1,490
Total Expenses	2,715,202	2,230,198
Change in Net Assets	\$ (40,516)	\$ (9,833)

The primary reason for the increase in overall revenues from 2008 was the increase in enrollment for fiscal year 2009 (285) compared to fiscal year 2008 (244). The School's most significant expenses, "Purchased Services – Management Fees" increased as well because of the management agreement in place between the School and WHLS. As stated previously, the agreement provides that specific percentages of the revenues received by the School will be paid to WHLS to fund operations. (See Notes to the Basic Financial Statements, Note 8)

**Budgeting Highlights**

Unlike other public schools located in the State of Ohio, community schools are not required to follow budgetary provisions set forth in Ohio Rev. Code Chapter 5705, unless specifically provided in the community school's contract with its Sponsor. The contract between the School and its Sponsor does prescribe a budgetary process. The School has developed a one year spending plan and a five-year projection that is reviewed periodically by the Board of Directors. The five-year projections are also submitted to the Sponsor and the Ohio Department of Education.

**HOPE ACADEMY NORTHCOAST COUNTY CAMPUS  
CUYAHOGA COUNTY**

**MANAGEMENT'S DISCUSSION AND ANALYSIS  
FOR THE YEAR ENDED JUNE 30, 2009  
(Unaudited)**

**Capital Assets**

At the end of fiscal year 2009 the School had \$180,947, invested in capital assets, which represented a decrease of \$34,472 from 2008 as shown below:

(Table 3)

**Capital Assets (Net of Depreciation)**

	<u>2009</u>	<u>2008</u>
Equipment	\$ 16,905	\$ 18,243
Computers and Software	201	2,618
Leasehold Improvements	163,841	194,558
Totals	<u>\$ 180,947</u>	<u>\$ 215,419</u>

For more information on capital assets, see Note 6 in the Notes to the Basic Financial Statements.

**Current Financial Issues**

The Hope Academy Northcoast Campus received revenue for 285 students in 2009 (an increase from 2008 of 41) and continues to enroll students on a daily basis. State law governing community schools allows for the School to have open enrollment across traditional school district boundaries. The School receives its support almost entirely from State Aid. Per pupil revenue from State Aid for the School averaged \$7,454 in fiscal year 2009. The School receives additional revenues from grant subsidies.

On July 1, 2005, the School contracted with the Saint Aloysius Orphanage as its new sponsor. State law allows sponsors to assess the schools up to 3 percent of State revenues as an oversight fee, a cost that was not incurred through the sponsorship by ODE. Saint Aloysius Orphanage charged two percent of State Aid to be paid by the School for fiscal year 2009.

**Contacting the School's Financial Management**

This financial report is designed to provide our readers with a general overview of the School's finances and to show the School's accountability for the money it receives. If you have questions about this report or need additional information, contact Brian G. Adams, Fiscal Officer for the Hope Academy Northcoast Campus, 7215 Sawmill Rd, Suite 050, Dublin, OH 43016 or e-mail at [badams@ocscltd.com](mailto:badams@ocscltd.com).

HOPE ACADEMY NORTHCOAST CAMPUS  
CUYAHOGA COUNTY

STATEMENT OF NET ASSETS  
JUNE 30, 2009

**ASSETS**

Current Assets

Cash and Cash Equivalents	\$122,371
Grants Receivable	96,324
Continuing Fees Receivable	16,283
Receivable From Schools	<u>99</u>

Total Current Assets 235,077

Noncurrent Assets

Depreciable Capital Assets, net 180,947

**Total Assets** 416,024

**LIABILITIES**

Current Liabilities

Accounts payable	16,452
Grants Funding Payable	105,199
Sponsor Fees Receivable	3,683
Payable to Schools	<u>142</u>

**Total Liabilities** 125,476

**NET ASSETS**

Investment in Capital Assets	180,947
Unrestricted	<u>109,601</u>

**Total Net Assets** \$290,548

See accompanying notes to the basic financial statements

**HOPE ACADEMY NORTHCOAST CAMPUS  
CUYAHOGA COUNTY**

**STATEMENT OF REVENUES,  
EXPENSES AND CHANGES IN NET ASSETS  
FOR THE FISCAL YEAR ENDED JUNE 30, 2009**

**OPERATING REVENUES**

State Aid \$2,124,442

**OPERATING EXPENSES**

Purchased Services: Management Fees 1,981,037  
Purchased Services: Grant Programs 540,661  
Sponsorship Fees 37,871  
Legal 18,948  
Auditing and Accounting 25,689  
Insurance 1,614  
Board of Education 7,051  
Depreciation 40,952  
Professional Services 58,427  
Miscellaneous 2,952

**Total Operating Expenses** 2,715,202

**Operating Loss** (590,760)

**NON-OPERATING REVENUE**

Grants 547,141  
Interest Income 2,993  
Miscellaneous 110

**Total Non-Operating Revenue** 550,244

**Net Loss** (40,516)

**Net Assets Beginning of Year** 317,003

**Prior Period Adjustment(see Note 16)** 14,061

**Restated Beginning Net Assets** 331,064

**Net Assets End of Year** \$ 290,548

See accompanying notes to the basic financial statements



**HOPE ACADEMY NORTHCOAST CAMPUS  
CUYAHOGA COUNTY**

**STATEMENT OF CASH FLOWS  
FOR THE FISCAL YEAR ENDED JUNE 30, 2009**

**INCREASE (DECREASE) IN CASH AND CASH EQUIVALENTS**

**CASH FLOWS FROM OPERATING ACTIVITIES**

Cash Received from State of Ohio	\$2,129,911
Cash Payments to Suppliers for Goods and Services	(2,706,243)
Net Cash Used For Operating Activities	<u>(576,332)</u>

**CASH FLOWS FROM NONCAPITAL FINANCING ACTIVITIES**

Cash Received from Grants	573,055
Miscellaneous Cash Receipts	<u>110</u>
Net Cash Provided by Noncapital Financing Activities	<u>573,165</u>

**CASH FLOWS FROM CAPITAL FINANCING ACTIVITIES**

Cash Payments for Capital Assets	(6,480)
----------------------------------	---------

**CASH FLOWS FROM INVESTING ACTIVITIES**

Cash Received from Interest on Investments	<u>2,993</u>
Net Increase in Cash and Cash Equivalents	(6,654)

Cash and Cash Equivalents Beginning of Year	<u>129,025</u>
---	----------------

Cash and Cash Equivalents End of Year	<u>\$ 122,371</u>
---------------------------------------	-------------------

**RECONCILIATION OF OPERATING LOSS TO NET**

**CASH USED FOR OPERATING ACTIVITIES**

Operating Loss	\$ (590,760)
----------------	--------------

**ADJUSTMENTS:**

Depreciation	40,952
Increase(decrease) in Assets:	
State Funding Receivable	5,469
Continuing Fees Receivable	(15,953)
Sponsor Fees Receivable	176
Receivable from Schools	71
Prepaid Rent	99
(Increase)decrease in Liabilities:	
Accounts Payable	7,036
Grants Payable	(26,915)
Sponsor Fee Payable	3,683
Payable to School	<u>(190)</u>
Total Adjustments	<u>14,428</u>
Net Cash Used For Operating Activities	<u>\$ (576,332)</u>

See accompanying notes to the basic financial statements

**This page intentionally left blank.**

**HOPE ACADEMY NORTHCOAST CAMPUS  
CUYAHOGA COUNTY**

**NOTES TO THE BASIC FINANCIAL STATEMENTS  
FOR THE YEAR ENDED JUNE 30, 2009**

**1. DESCRIPTION OF THE SCHOOL AND REPORTING ENTITY**

Hope Academy Northcoast Campus (the School) is a state nonprofit corporation established pursuant to Ohio Rev. Code Chapters 3314 and 1702 to maintain and provide a school exclusively for any educational, literary, scientific and related teaching service. The School, which is part of the State's education program, is independent of any school district. The School may sue and be sued, acquire facilities as needed, and contract for any services necessary for the operation of the School.

The School contracts with HA Northcoast, LLC, a Nevada limited liability company, for most of its functions. WHLS of Ohio, LLC, a Nevada limited liability company ("WHLS") d/b/a White Hat Management Company, is the sole member of HA Northcoast, LLC and is the entity with which the School's board interacts regarding day-to-day operations (see note 8 for details).

The School was originally approved for operation under contract with the Ohio State Board of Education for a period of five years from May 16, 2000 through June 30, 2005. Effective July 1, 2005, House Bill 364 required schools sponsored by the Ohio Department of Education to have new sponsorship in place by June 30, 2005. The School signed a contract with a sponsor, Saint Aloysius Orphanage (Sponsor), to operate for a period from July 1, 2005 through June 30, 2010.

The School operates under a self-appointing, five-member Board of Directors (the Board). The School's Code of Regulations specify that vacancies that arise on the Board will be filled by the appointment of a successor director by a majority vote of the then existing directors. The Board is responsible for carrying out the provisions of the contract with the Sponsor, which include, but are not limited to, state-mandated provisions regarding student population, curriculum, academic goals, performance standards, admission standards, and qualifications of teachers. The facility is staffed with teaching personnel employed by WHLS, who provide services to 285 students.

**2. SUMMARY OF SIGNIFICANT ACCOUNTING POLICIES**

The basic financial statements of the School have been prepared in conformity with generally accepted accounting principles as applied to governmental nonprofit organizations. The Governmental Accounting Standards Board (GASB) is the accepted standard-setting body for establishing governmental accounting and financial reporting principles. The School also applies Financial Accounting Standards Board (FASB) statements and interpretations issued on or before November 30, 1989, provided they do not conflict with GASB pronouncements. The School does not apply FASB statements and interpretations issued after November 30, 1989. The more significant of the School's accounting policies are described below.

**A. Basis of Presentation**

The School's basic financial statements consist of a Statement of Net Assets, a Statement of Revenues, Expenses and Changes in Net Assets, and a Statement of Cash Flows. Enterprise fund reporting focuses on the determination of the change in net assets, financial position and cash flows.

**HOPE ACADEMY NORTHCOAST CAMPUS  
CUYAHOGA COUNTY**

**NOTES TO THE BASIC FINANCIAL STATEMENTS  
FOR THE YEAR ENDED JUNE 30, 2009  
(Continued)**

**2. SUMMARY OF SIGNIFICANT ACCOUNTING POLICIES (Continued)**

**A. Basis of Presentation (Continued)**

Auditor of State of Ohio Bulletin No. 2000-005 requires the presentation of all financial activity to be reported within one enterprise fund for year-end reporting purposes. Enterprise accounting is used to account for operations that are financed and operated in a manner similar to private business enterprises where the intent is that the costs (expenses) of providing goods or services to the general public on a continuing basis be financed or recovered primarily through user charges.

**B. Measurement Focus and Basis of Accounting**

The accounting and financial reporting treatment applied to a fund is determined by its measurement focus. Enterprise accounting uses a flow of economic resources measurement focus. With this measurement focus, all assets and all liabilities are included on the Statement of Net Assets. Operating statements present increases (i.e., revenues) and decreases (i.e., expenses) in total net assets. The accrual basis of accounting is utilized for reporting purposes. Revenues are recognized when they are earned, and expenses are recognized when they are incurred.

**C. Budgetary Process**

Unlike traditional public schools located in the State of Ohio, community schools are not required to follow budgetary provisions set forth in Ohio Rev. Code Section 5705, unless specifically provided in the School's contract with its Sponsor. The contract between the School and its Sponsor requires a detailed school budget for each year of the contract. In addition, the Board adopted an operating budget at the beginning of fiscal year 2008. However, the budget does not have to follow the provisions of Ohio Rev. Code Section 5705, except for section 5705.391 as it relates to five-year forecasts.

**D. Cash and Cash Equivalents**

All cash received by the School is maintained in a demand deposit account, certificates of deposit, a money market account, and STAROhio. For purposes of the Statement of Cash Flows and for presentation on the Statement of Net Assets, investments with an original maturity of three months or less at the time they are purchased are considered to be cash equivalents. During fiscal year 2009, investments were limited to the State Treasurer's Investment Pool (STAROhio). STAROhio is an investment pool managed by the State Treasurer's Office, which allows governments within the State to pool their funds for investment purposes. STAROhio is not registered with the SEC as an investment company, but does operate in a manner consistent with Rule 2a7 of the Investment Company Act of 1940. Investments in STAROhio are valued at STAROhio's share price, which is the price the investment could be sold for on June 30, 2009.

**E. Intergovernmental Revenues**

The School currently participates in the State Foundation Program, the State Disadvantaged Pupil Impact Aid (DPIA) Program, and the State Special Education Program, which are reflected under "State Aid" on the Statement of Revenues, Expenses and Changes in Net Assets. Revenues received from these programs are recognized as operating revenues in the accounting period in which all eligibility requirements have been met.

**HOPE ACADEMY NORTHCOAST CAMPUS  
CUYAHOGA COUNTY**

**NOTES TO THE BASIC FINANCIAL STATEMENTS  
FOR THE YEAR ENDED JUNE 30, 2009  
(Continued)**

**2. SUMMARY OF SIGNIFICANT ACCOUNTING POLICIES (Continued)**

**E. Intergovernmental Revenues (Continued)**

Non-exchange transactions, in which the School receives value without directly giving equal value in return, include grants, entitlements, and contributions. Grants, entitlements, and contributions are recognized as non-operating revenues in the accounting period in which all eligibility requirements have been met.

Eligibility requirements include timing requirements, which specify the year when the resources are required to be used or the fiscal year when use is first permitted; matching requirements, in which the School must provide local resources to be used for a specified purpose; and expenditure requirements, in which the resources are provided to the School on a reimbursement basis. Amounts awarded under the above programs for the 2009 school year totaled \$2,671,583.

**F. Capital Assets and Depreciation**

For purposes of recording capital assets, the Board has a capitalization threshold of \$5,000.

The capital assets are recorded on the accompanying Statement of Net Assets at cost, net of accumulated depreciation of \$179,037. Depreciation is computed by the straight-line method over five years for "Equipment," three years for "Computers and Software," and five to twenty years for "Leasehold Improvements".

Aside from those mentioned above, the School has no other capital assets, as the School operates under a management agreement with WHLS. (See Note 6)

**G. Use of Estimates**

In preparing the financial statements, management is sometimes required to make estimates and assumptions that affect the reported amounts of assets and liabilities, the disclosure of contingent assets and liabilities at the date of the financial statements, and the reported amounts of revenues and expenses during the reporting period. Actual results could differ from those estimates.

**H. Net Assets**

Net assets represent the difference between assets and liabilities. Net assets consist of capital assets, net of accumulated depreciation, and unrestricted net assets.

**I. Operating Revenues and Expenses**

Operating revenues are those revenues that are generated directly from the School's primary activities. For the School, these revenues are primarily State Aid payments. Operating expenses are necessary costs incurred to provide the goods and services that are the primary activities of the School. Revenues and expenses not meeting this definition are reported as non-operating.

**HOPE ACADEMY NORTHCOAST CAMPUS  
CUYAHOGA COUNTY**

**NOTES TO THE BASIC FINANCIAL STATEMENTS  
FOR THE YEAR ENDED JUNE 30, 2009  
(Continued)**

**3. DEPOSITS AND INVESTMENTS**

**A. Deposits with Financial Institutions**

At June 30, 2009, the carrying amount of all School deposits was \$76,413, and its bank balance was \$76,518. Based on the criteria described in GASB Statement No. 40, "Deposits and Investment Risk Disclosures", as of June 30, 2009, the School's bank balance of \$76,518 was covered by the Federal Deposit Insurance Corporation.

Custodial credit risk is the risk that, in the event of bank failure, the School's deposits may not be returned. All deposits are collateralized with eligible securities in amounts equal to at least 105 percent of the carrying value of the deposits. Such collateral, as permitted by the Ohio Revised Code, is held in single financial institution collateral pools at Federal Reserve Banks, or at member banks of the federal reserve system, in the name of the respective depository bank and pledged as a pool of collateral against all of the public deposits it holds or as specific collateral held at the Federal Reserve Bank in the name of the School.

**B. Investments**

As of June 30, 2009, the School had the following investments and maturities:

<u>Investment Type</u>	<u>Balance at Fair Value</u>	<u>Investment Maturities</u>		
		<u>6 months or less</u>	<u>7 to 12 months</u>	<u>Greater than 12 months</u>
STAROhio	\$45,958	\$45,958	\$ -	\$ -

Interest Rate Risk: As a means of limiting its exposure to fair value losses arising from rising interest rates and according to state law, the School's investment policy limits investment portfolio maturities to five years or less.

Credit Risk: Standard & Poor's has assigned STAROhio an AAAM money market rating.

Concentration of Credit Risk: The School places no limit on the amount that may be invested in any one issuer. The following table includes the percentage of each investment type held by the School at June 30, 2009:

<u>Investment Type</u>	<u>Fair Value</u>	<u>Percent to Total</u>
STAROhio	\$45,958	100.00

**HOPE ACADEMY NORTHCOAST CAMPUS  
CUYAHOGA COUNTY**

**NOTES TO THE BASIC FINANCIAL STATEMENTS  
FOR THE YEAR ENDED JUNE 30, 2009  
(Continued)**

**4. CONTINUING FEES RECEIVABLE**

A "Continuing Fees Receivable" from WHLS has been recorded by the School in the amount of \$16,283. This represents the net effect of WHLS's share of the 96 percent of State Funding Receivable and for overpayments made by the School for fiscal year 2009.

**5. GRANTS FUNDING RECEIVABLE/PAYABLE**

The School has recorded "Grants Funding Receivable" in the amount of \$96,324 to account for the remainder of State and Federal awards allocated to the School, but not received as of June 30, 2009.

Additionally, under the terms of the management agreement (See Note 8), the School has recorded "Grants Funding Payable" to WHLS in the amount of \$105,199 for 100 percent of any State and Federal monies uncollected or unpaid to WHLS as of June 30, 2009.

**6. CAPITAL ASSETS AND DEPRECIATION**

For the year ended June 30, 2009, the School's capital assets consisted of the following:

	Balance			Balance
	<u>06/30/08</u>	<u>Additions</u>	<u>Deletions</u>	<u>06/30/09</u>
<b>Capital Assets Being Depreciated</b>				
Equipment	\$ 39,091	\$ 6,480	\$ -	\$ 45,571
Computers and Software	7,250	-	-	7,250
Leasehold Improvements	<u>307,163</u>	<u>-</u>	<u>-</u>	<u>307,163</u>
<b>Total Assets Being Depreciated</b>	<u>353,504</u>	<u>6,480</u>	<u>-</u>	<u>359,984</u>
<b>Less: Accumulated Depreciation</b>				
Equipment	(20,848)	(7,818)	-	(28,666)
Computers and Software	(4,632)	(2,417)	-	(7,049)
Leasehold Improvements	<u>(112,605)</u>	<u>(30,717)</u>	<u>-</u>	<u>(143,322)</u>
<b>Total Accumulated Depreciation</b>	<u>(138,085)</u>	<u>(40,952)</u>	<u>-</u>	<u>(179,037)</u>
<b>TOTAL CAPITAL ASSETS BEING DEPRECIATED, NET</b>	<u>\$215,419</u>	<u>\$(34,472)</u>	<u>\$ -</u>	<u>\$180,947</u>

**7. RISK MANAGEMENT**

**Property and Liability** - The School is exposed to various risks of loss related to torts; theft or damage to, and destruction of assets; errors and omissions; injuries to employees; and natural disasters. As part of its management agreement with WHLS, WHLS has contracted with an insurance company for property and general liability insurance pursuant to the Management Agreement (See Note 8). There was no significant reduction in insurance coverage from the prior year and claims have not exceeded insurance coverage over the past three years.

**Director and Officer** - Coverage has been purchased by the School with a \$1,000,000 aggregate limit and a \$2,500 deductible.

**8. AGREEMENT WITH WHLS**

Effective November 1, 2005, the School entered into a multi-year Management Agreement (Agreement) with WHLS (through its subsidiary HA Northcoast, LLC), which is an educational consulting and management company. The Agreement's term ran through June 30, 2008, was

**HOPE ACADEMY NORTHCOAST CAMPUS  
CUYAHOGA COUNTY**

**NOTES TO THE BASIC FINANCIAL STATEMENTS  
FOR THE YEAR ENDED JUNE 30, 2009  
(Continued)**

**8. AGREEMENT WITH WHLS (Continued)**

renewed for one year term ending June 30, 2009, and will renew for additional one year terms ending on June 30, 2010 unless terminated for cause by either party. Substantially all functions of the School have been contracted to WHLS. WHLS is responsible and accountable to the School's Board of Directors for the administration and day-to-day operations. As part of the terms of this agreement, the "Continuing Fee" percentage of the School is 96 percent. "Continuing Fees" are defined in the Agreement as, "...the revenue per student received by the School from the State of Ohio Department of Education pursuant to Title 33 and other provisions of the Ohio Revised Code...". With regard to grant funding, the agreement reads as follows: "Federal Title Programs, lunch programs revenue, and other such federal, state and local government grant funding designated to compensate the school for the education of its students shall be fully paid to the Company." The continuing fee is paid to WHLS based on the previous month's qualified gross revenues". As such, WHLS receives 96 percent of "State Aid" (see note 2 E) and 100 percent of all other federal, state, and local grants. The School retains 4 percent of the "State Aid" as well as miscellaneous revenues generated from interest on deposits and donations.

The continuing fee is paid to WHLS based on the previous month's qualified gross revenues. The School had purchased service expenses for the year ended June 30, 2009, to WHLS of \$2,521,698, receivables of \$16,283, and payables to WHLS at June 30, 2009 aggregating \$105,199. WHLS is responsible for all costs incurred in providing the educational program at the School, which include but are not limited to, salaries and benefits of all personnel, curriculum materials, textbooks, library books, computers and other equipment, software, supplies, building payments, maintenance, capital, and insurance.

**9. MANAGEMENT COMPANY EXPENSES**

For the year ended June 30, 2009, White Hat Ventures, LLC and its affiliates incurred the following expenses on- behalf of the School.

	<b>2009</b>
<b>Expenses</b>	
<b>Direct Expenses:</b>	
Salaries & wages	\$ 1,161,732
Employees' benefits	359,322
Professional & technical services	221,576
Property services	203,461
Travel	8,235
Communications	9,351
Utilities	56,001
Books, periodicals, & films	31,018
Food & Related Supplies	103,901
Other supplies	52,866
Depreciation	80,347
Interest	-
Other direct costs	82,107
<b>Indirect Expenses:</b>	
Overhead	290,433
<b>Total Expenses</b>	<b>\$ 2,660,350</b>



**HOPE ACADEMY NORTHCOAST CAMPUS  
CUYAHOGA COUNTY**

**NOTES TO THE BASIC FINANCIAL STATEMENTS  
FOR THE YEAR ENDED JUNE 30, 2009  
(Continued)**

**9. MANAGEMENT COMPANY EXPENSES (Continued)**

Overhead charges are assigned to the School based on a percentage of revenue. These charges represent the indirect cost of services provided in the operation of the School. Such services include, but are not limited to facilities management, equipment, operational support services, management and management consulting, board relations, human resources management, training and orientation, financial reporting and compliance, purchasing and procurement, education services, technology support and marketing and communications.

**10. DEFINED BENEFIT PENSION PLANS**

The School has contracted with WHLS to provide employee services and to pay those employees. However, these contract services do not relieve the School of the obligation for remitting pension contributions. The retirement systems consider the School as the Employer-of-Record and the School ultimately responsible for remitting retirement contributions to each of the systems noted below: (See Note 8)

**A. School Employees Retirement System**

**Plan Description** – WHLS contributes to the School Employees Retirement System (SERS), a cost-sharing multiple employer pension plans. SERS provides retirement and disability benefits, annual cost-of-living adjustments, and death benefits to plan members and beneficiaries. Authority to establish and amend benefits is provided by Chapter 3309 of the Ohio Revised Code. SERS issues a publicly available, stand-alone financial report that includes financial statements and required supplementary information. That report may be obtained by contacting School Employees Retirement System, 300 East Broad Street, Suite 100, Columbus, Ohio 43215-3746, or by calling toll free 1-800-878-5853. It is also posted at the SERS' website at [www.ohsers.org](http://www.ohsers.org) under Employer/ Audit Resources.

**Funding Policy** - Plan members are required to contribute 10 percent of their annual covered salary and the WHLS is required to contribute 14 percent of annual covered payroll. The contribution requirements of plan members and employers are established and may be amended by the SERS' Retirement Board up to a statutory maximum amount by the SERS' Retirement Board. The Retirement Board acting with the advice of the actuary, allocates the employer contribution rate among four of the funds (Pension Trust Fund, Death Benefit Fund, Medicare B and Health Care Fund.) of the System. For the fiscal year ending June 30, 2009, the allocation to pension and death benefits is 9.09 percent. The remaining 4.91 percent of the 14 percent employer contribution rate is allocated to the Health Care and Medicare B Funds. WHLS contributions to SERS for the year ended June 30, 2009, 2008 and 2007 were \$34,991, \$24,999, and \$30,200, respectively, which equaled the required contributions each year.

**B. State Teachers Retirement System**

**Plan Description** – WHLS, on behalf of the School, contributes to the State Teachers Retirement System of Ohio (STRS Ohio), which is a cost-sharing, multiple-employer public employee retirement system. STRS Ohio provides retirement and disability benefits to members and death and survivor benefits to beneficiaries. STRS Ohio issues a stand-alone financial report, which may be obtained by writing to STRS Ohio, 275 East Broad Street, Columbus, Ohio 43215-3771, by calling (888) 227-7877, or by visiting the STRS Ohio website at [www.strsoh.org](http://www.strsoh.org).

**HOPE ACADEMY NORTHCOAST CAMPUS  
CUYAHOGA COUNTY**

**NOTES TO THE BASIC FINANCIAL STATEMENTS  
FOR THE YEAR ENDED JUNE 30, 2009  
(Continued)**

**10. DEFINED BENEFIT PENSION PLANS (Continued)**

**B. State Teachers Retirement System (Continued)**

New members have a choice of three retirement plans, a Defined Benefit (DB) Plan, a Defined Contribution (DC) Plan, and a Combined Plan. The DB plan offers an annual retirement allowance based on final average salary times a percentage that varies based on years of service, or an allowance based on member's lifetime contributions and earned interest matched by STRS Ohio funds divided by an actuarially determined annuity factor. The DC Plan allows members to place all their member contributions and employer contributions equal to 10.5 percent of earned compensation into an investment account. Investment decisions are made by the member. A member is eligible to receive a retirement benefit at age 50 and termination of employment. The member may elect to receive a lifetime monthly annuity or a lump sum withdrawal. The Combined Plan offers features of both the DB Plan and the DC Plan.

In the Combined Plan, member contributions are invested by the member, and employer contributions are used to fund the defined benefit payment at a reduced level from the regular DB Plan. The DB portion of the Combined Plan payment is payable to a member on or after age 60; the DC portion of the account may be taken as a lump sum or converted to a lifetime monthly annuity at age 50. Benefits are established by Chapter 3307 of the Ohio Revised Code.

A DB or Combined Plan member with five or more years credited service who becomes disabled may qualify for a disability benefit. Eligible spouses and dependents of these active members who die before retirement may qualify for survivor benefits. Members in the DC Plan who become disabled are entitled only to their account balance. If a member dies before retirement benefits begin, the member's designated beneficiary is entitled to receive the member's account balance.

**Funding Policy** - For the fiscal year ended June 30, 2009, plan members were required to contribute 10 percent of their annual covered salaries. The School was required to contribute 14 percent; 13 percent was the portion used to fund pension obligations. For fiscal year 2008, the portion used to fund pension obligations was also 13 percent. Contribution rates are established by the State Teachers Retirement Board, upon recommendations of its consulting actuary, not to exceed statutory maximum rates of 10 percent for members and 14 percent for employers. Chapter 3307 of the Ohio Revised Code provides statutory authority for member and employer contributions.

The School's required contribution for pension obligations to STRS for the fiscal years ended June 30, 2009, 2008 and 2007 were \$97,140, \$95,392, and \$91,033 respectively, of which 100% has been contributed. Contributions to the DB and combined plans for fiscal year 2009 were \$93,777 made the school and \$75,333 made by the plan members. The above is the latest information available.

**C. Social Security System**

Effective July 1, 1991, all employees not otherwise covered by the School Employees Retirement System or the State Teachers Retirement System of Ohio have an option to choose Social Security or the School Retirement System. As of June 30, 2009, there were no members that elected Social Security. The contribution rate is 6.2 percent of wages.

**HOPE ACADEMY NORTHCOAST CAMPUS  
CUYAHOGA COUNTY**

**NOTES TO THE BASIC FINANCIAL STATEMENTS  
FOR THE YEAR ENDED JUNE 30, 2009  
(Continued)**

**11. POSTEMPLOYMENT BENEFITS**

**A. School Employee Retirement Systems**

In addition to a cost-sharing multiple-employer defined pension plan the School Employees Retirement System of Ohio (SERS) administers two post employment benefit plans.

**Medicare Part B**

Medicare B plan reimburse Medicare B premiums paid by eligible retirees and beneficiaries as set forth in Ohio Revised Code (ORC) 3309.69. Qualified benefits recipients who pay Medicare Part B premiums may apply for and receive a monthly reimbursement from SERS. The reimbursement amount is limited by statute to the lesser of the January 1, 1999 Medicare Part premium or the current premium. The Medicare Part B premium for calendar year 2009 was \$96.40; SERS' reimbursement for retirees was \$45.50.

The Retirement Board, acting with the advice of the actuary, allocates a portion of the current employer contribution rate to the Medicare B Fund, For fiscal 2009, the actuarial required allocation is .75 percent. WHLS contributions for the years ended June 30, 2009, 2008 and 2007 were \$2,887, \$1,801, and \$1,895, respectively, of which 100% has been contributed.

**Health Care Plan**

ORC 3309.375 and 3309.69 permit SERS to offer health care benefits to eligible retirees and beneficiaries. SERS' Retirement Board reserves the right to change or discontinue any health plan or program. SERS offers several types of health plans from various vendors, including HMO's, PPO's, Medicare Advantage, and traditional indemnity plans. A prescription drug program is also available to those who elect health coverage. SERS employs two third-party administrators and a pharmacy benefit manager to manage the self-insurance and prescription drug plans, respectively.

The ORC provides the statutory authority to fund SERS' postemployment benefits through employer contributions.

The Health Care Fund was established under, and is administered in accordance with the Internal Revenue Code 105(e). Each year after the allocation for statutorily required benefits, the Retirement Board allocates the remainder of the employer 14 percent contribution to the Health Care Fund. For the year ended June 30, 2009, the health care allocation is 4.16. An additional health care surcharge on employers is collected for employees earning less than the actuarially determined minimum compensation amount, pro-rated according to service credit earned. Statutes provides that no employer shall pay a health care surcharge greater than 2 percent of that employer's SERS-covered payroll; nor may SERS collect in aggregate more than 1.5 percent of the total statewide SERS-covered payroll for the health care surcharge. For the fiscal year June 30, 2009, the minimum compensation level was established at \$35,800. The surcharge added to the unallocated portion of the 14 percent employer contribution rate is the total amount assigned to the Health Care Fund. The Schools' contributions assigned to health care for the years ended June 30, 2009, 2008 and 2007 were \$22,800, \$15,891, and \$18,112, respectively, of which 100% has been contributed.

**HOPE ACADEMY NORTHCOAST CAMPUS  
CUYAHOGA COUNTY**

**NOTES TO THE BASIC FINANCIAL STATEMENTS  
FOR THE YEAR ENDED JUNE 30, 2009  
(Continued)**

**11. POSTEMPLOYMENT BENEFITS (Continued)**

**A. School Employee Retirement Systems (Continued)**

The SERS Retirement Board establishes the rules for the premiums paid by the retirees for health care coverage for themselves and their dependents or their surviving beneficiaries. Premiums vary depending on the plan selected, qualified years, Medicare eligibility, and retirement status

The financial reports of SERS' Health Care and Medicare B plans are included in its *Comprehensive Annual Financial Report*. The report can be obtained by contacting SERS, 300 East Broad Street, Suite 100, Columbus, Ohio 43215-3746 or by calling toll free (800) 878-5853. It is also posted on the SERS' website [www.ohsers.org](http://www.ohsers.org) under **Employers/Audit Resources**.

**B. State Teachers Retirement System**

**Plan Description** – WHLS, on behalf of the School contributes to the cost sharing multiple employer defined benefit Health Plan administered by the State Teachers Retirement System of Ohio (STRS Ohio) for eligible retirees who participated in the defined benefit or combined pension plans offered by STRS Ohio. Benefits include hospitalization, physicians' fees, prescription drugs and reimbursement of monthly Medicare Part B premiums. The Plan is included in the report of STRS Ohio which may be obtained by visiting [www.strsoh.org](http://www.strsoh.org) or by calling (888) 227-7877.

**Funding Policy** - Ohio law authorizes STRS Ohio to offer the Plan and gives the Retirement Board authority over how much, if any, of the health care costs will be absorbed by STRS Ohio. Active employee members do not contribute to the Plan. All benefit recipients pay a monthly premium. Under Ohio law, funding for post-employment health care may be deducted from employer contributions. For 2009, STRS Ohio allocated employer contributions equal to 1 percent of covered payroll to the Health Care Stabilization Fund. The School's contributions for health care for the fiscal years ended June 30, 2009, 2008, and 2007 were \$7,472, \$7,338, and \$7,003, respectively all of which has been contributed for all fiscal years.

The above is the latest information available.

**12. CONTINGENCES**

**A. Grants**

Amounts received from grantor agencies are subject to audit and adjustment by the grantor. Any disallowed costs may require refunding to the grantor. Amounts which may be disallowed, if any, are not presently determinable. However, in the opinion of the School, any such adjustments will not have a material adverse effect on the financial position of the School.

**B. Pending Litigation**

In October 2007, the School filed lawsuits against Integrated Consulting Management and Community Educational Partnerships for matters related to their contracts. Both organizations have in turn countersued the School. The effects of these lawsuits are presently not determinable.

**HOPE ACADEMY NORTHCOAST CAMPUS  
CUYAHOGA COUNTY**

**NOTES TO THE BASIC FINANCIAL STATEMENTS  
FOR THE YEAR ENDED JUNE 30, 2009  
(Continued)**

**12. CONTINGENCES (Continued)**

**C. Full Time Equivalency**

The Ohio Department of Education conducts reviews of enrollment data and full-time equivalency (FTE) calculations made by the schools. These reviews are conducted to ensure the schools are reporting accurate student enrollment data to the State, upon which state foundation funding is calculated. The adjustment was immaterial to the financial statements.

**13. FEDERAL TAX STATUS**

The School was approved under § 501(c)(3) of the Internal Revenue Code as a tax exempt organization.

**14. SPONSORSHIP FEES**

The School contracted with Saint Aloysius Orphanage (SAO) as its sponsor effective July 1, 2005. The School pays the Sponsor one percent of the State Aid. Total fees for fiscal year 2009 were \$37,871. The contract is for five years ending on June 30, 2010. The Sponsor provides oversight, monitoring, and technical assistance for the School. At June 30, 2009, "Sponsor Fees Payable" has been recorded by the School in the amount of \$3,683 for overpayments to the Sponsor in fiscal year 2009.

**15. RECEIVABLE/PAYABLE TO SCHOOLS**

The School shares costs for certain professional services other Hope Academies and Life Skills Centers. As of June 30, 2009, the School has \$99 due from other schools (receivable) and \$142 due to other schools (payable) for various payments made for these services.

**16. PRIOR PERIOD ADJUSTMENT**

For the year ending June 30, 2008, the Grants Payable reported in the Statement of Net Assets represented the federal assistance awarded to the School for the fiscal year (the grant period), not the unexpended, unencumbered grant award cash balance at June 30, 2008. Consequently, grant award encumbered at June 30, 2008 and expended in the available period, July – August 2008, was included in the Grant Payable reported at June 30, 2008.

The prior period adjustment effect is a \$14,061 increase of beginning Net Assets.

**This Page is Intentionally Left Blank.**

# Statistical Section

# STATISTICAL SECTION

This part of the **Hope Academy Northcoast's** comprehensive annual financial report presents detailed information as a context for understanding what the information in the financial statements and note disclosures says about the School's overall financial health.

## Contents

### ***Financial Trends***

This schedule contains trend information to help the reader understand how the School's overall expenses by class compared with the expenditure per pupil have changed over time.

- Operating Expenses by Category
- State Basic Aid – Per Pupil Funding

### ***Revenue Capacity***

This schedule contains information to help the reader assess the affordability of the School's most significant revenue sources the state aid and grants.

- Operating and Non-Operating Revenues

### ***Enrollment Trends***

This schedule contains information to help the reader understand the changes in enrollment over time.

- Full-Time Equivalent (FTE) Enrollment

### ***Revenue by Grants Sources***

This schedule contains information to help the reader understand the changes in revenues by grant source.

- Grant Revenues by Source

### ***Net Assets Trends***

This schedule offers information to help the reader understand the funds invested in capital assets versus the unrestricted funds remaining for future expenditures.

- Net Assets

### ***Demographic and Economic Information***

These schedules offer demographic and economic indicators to help the reader understand the environment within which the School's financial activities take place.

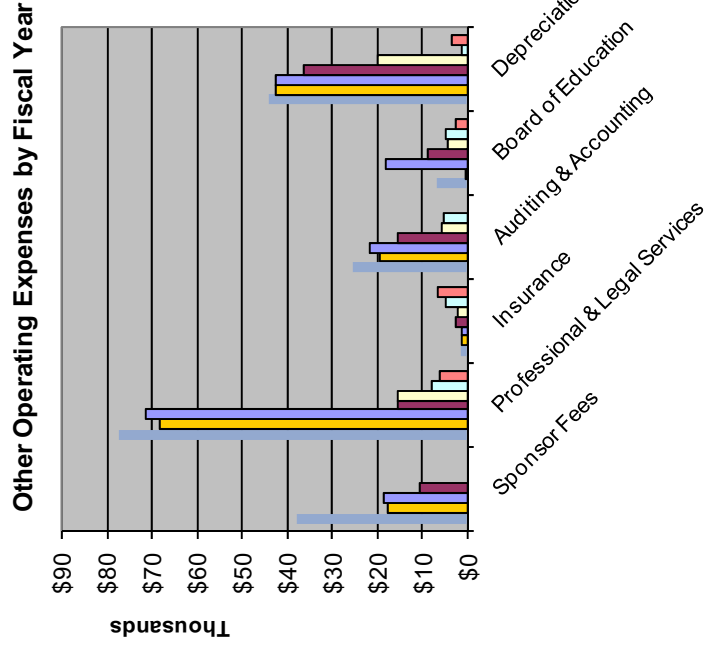
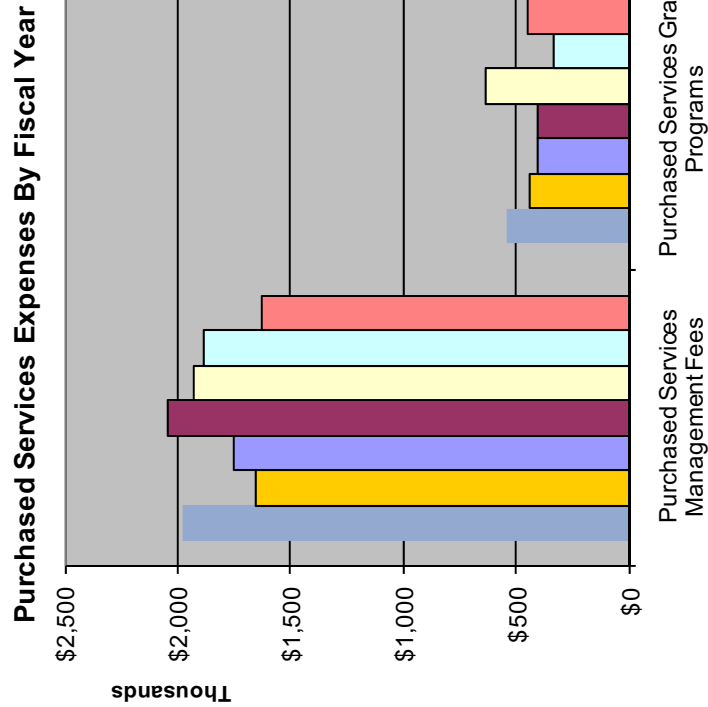
- Student Population by Resident District
- Miscellaneous Statistics

**Sources:** Unless otherwise noted, the information in these schedules is derived from the comprehensive annual financial reports for the relevant year. The School implemented GASB Statement 34 for the year ended June 30, 2004.



Hope Academy Northcoast Campus  
Operating Expenses by Category  
Last Seven Fiscal Years

Year	Purchased Services Management Fees	Purchased Services Grant Programs	Sponsor Fees	Professional & Legal Services	Insurance	Auditing & Accounting	Board of Education	Depreciation & Other	Total	Enrollment	Per Pupil Expenditure
2009	\$1,981,037	\$540,661	\$37,871	\$ 77,375	\$ 1,614	\$ 25,689	\$ 7,051	\$ 43,904	\$2,715,202	285	\$ 9,527
*2008	\$1,656,021	\$424,426	\$17,739	\$ 68,283	\$ 1,390	\$ 19,594	\$ 304	\$ 42,441	\$2,230,198	244	\$ 9,140
2007	\$1,755,978	\$402,878	\$18,795	\$ 71,313	\$ 1,390	\$ 21,555	\$ 18,354	\$ 42,576	\$2,332,839	264	\$ 8,837
2006	\$2,040,776	\$402,203	\$10,392	\$ 15,341	\$ 2,764	\$ 15,421	\$ 8,829	\$ 36,294	\$2,532,020	298	\$ 8,497
2005	\$1,932,090	\$634,432	\$ -	\$ 15,635	\$ 1,980	\$ 5,582	\$ 4,252	\$ 19,901	\$2,613,872	288	\$ 9,076
2004	\$1,887,343	\$330,027	\$ -	\$ 7,770	\$ 5,032	\$ 5,171	\$ 4,912	\$ 1,301	\$2,241,556	300	\$ 7,472
2003	\$1,631,010	\$451,934	\$ -	\$ 5,976	\$ 6,650	\$ -	\$ 2,515	\$ 3,427	\$2,101,512	286	\$ 7,348



Note 1: The School began enrolling students in FY 03.

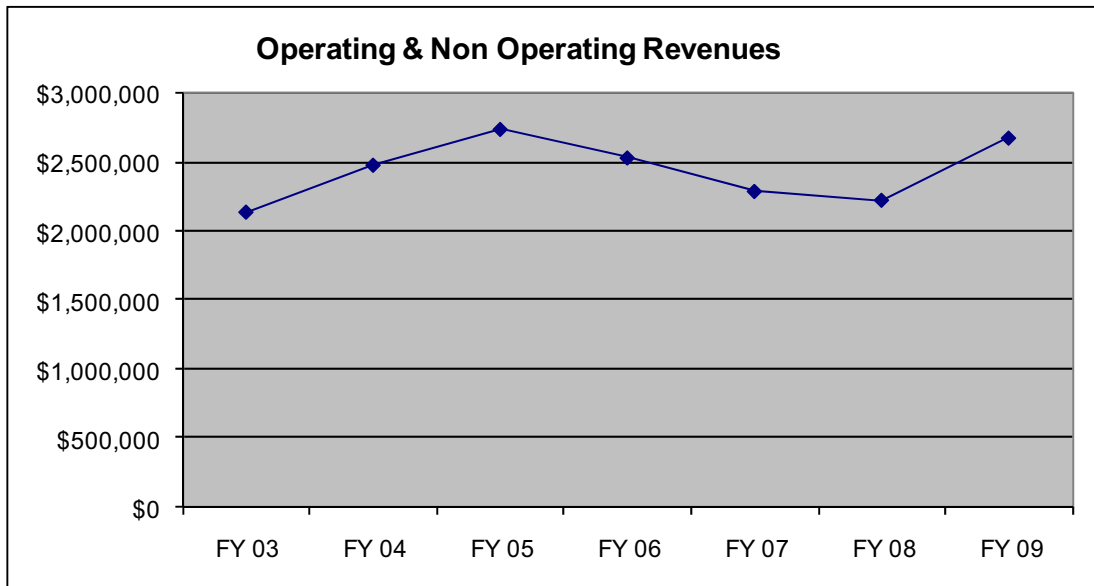
Note 2: The sponsor may contract with the school to receive 3% or less of the amount the State pays to a school annually, solely for the costs of its oversight and monitoring activities.

Note 3: Restatement in FY 08 due to prior period adjustment for grant expenditures.

Source: School Financial Records

Hope Academy Northcoast Campus  
Operating and Non-Operating Revenues  
Last Seven Fiscal Years

<u>Year</u>	<u>State Aid</u>	<u>Grants</u>	<u>Other</u>	<u>Total</u>
2009	\$2,124,442	\$547,141	\$ 3,103	<b>\$2,674,686</b>
2008	\$1,773,870	\$438,486	\$ 8,009	<b>\$2,220,365</b>
2007	\$1,864,186	\$410,128	\$10,289	<b>\$2,284,603</b>
2006	\$2,119,387	\$402,203	\$ 8,250	<b>\$2,529,840</b>
2005	\$1,991,845	\$743,024	\$ 3,496	<b>\$2,738,365</b>
2004	\$1,945,715	\$529,428	\$ 1,359	<b>\$2,476,502</b>
2003	\$1,681,451	\$451,935	\$ -	<b>\$2,133,386</b>



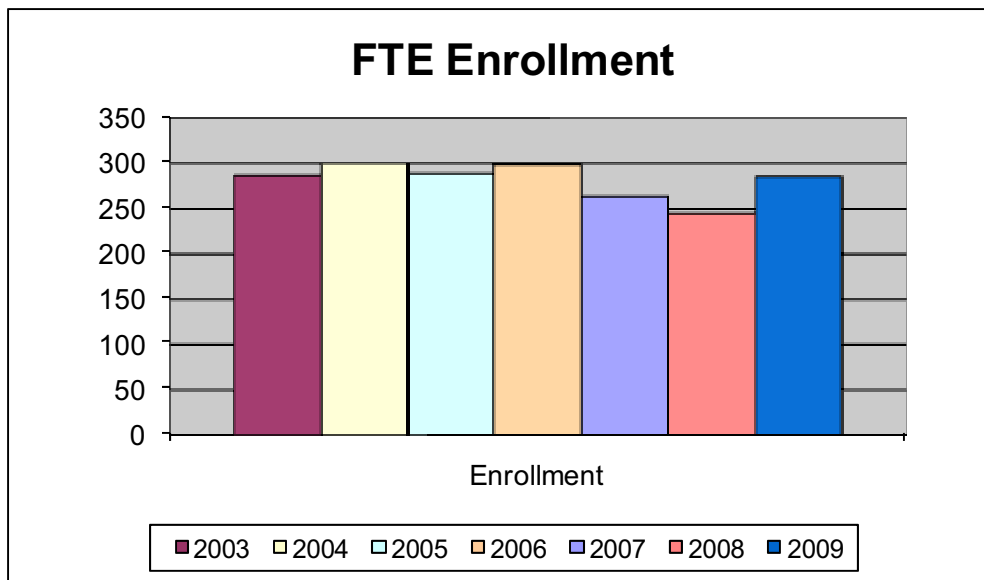
**Note: The School began enrolling students in FY 03.**

**Source: School Financial Records**

Hope Academy Northcoast Campus  
Full-Time Equivalent (FTE) Enrollment  
Last Seven Fiscal Years

---

<u>Year</u>	<u>Enrollment</u>
2009	285
2008	244
2007	264
2006	298
2005	288
2004	300
2003	286

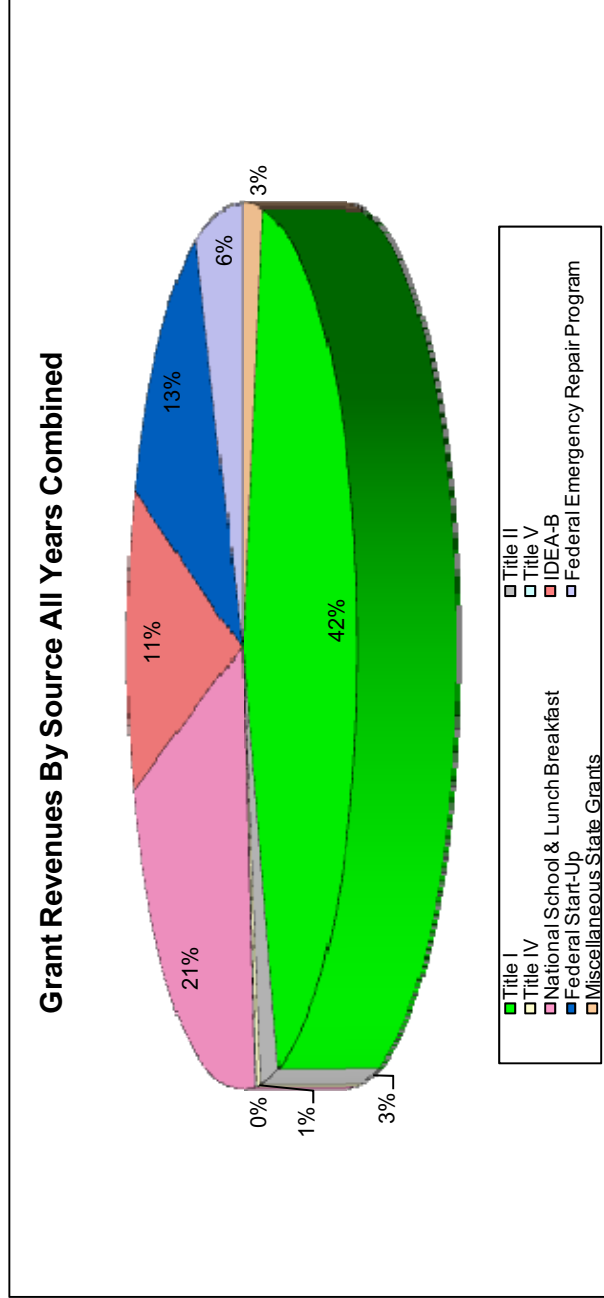


**Note: The School began enrolling students in FY 03**

**Source: School Financial records**

Hope Academy Northcoast Campus  
Grant Revenues by Source  
Last Seven Fiscal Years

Year	Title I	Title II	Title IV	Title V	National School & Lunch Breakfast	Title VI	Federal Start-Up	Federal Emergency Repair Program	Miscellaneous State Grants	Total
2009	\$ 299,602	\$ 13,362	\$ 2,656	\$ 229	\$ 153,206	\$ 67,696	\$ -	\$ -	\$ 10,390	\$ 547,141
2008	\$ 232,103	\$ 11,899	\$ 3,541	\$ 713	\$ 112,685	\$ 70,655	\$ -	\$ -	\$ 6,890	\$ 438,486
2007	\$ 211,859	\$ 11,016	\$ 3,394	\$ 476	\$ 109,136	\$ 66,347	\$ -	\$ -	\$ 7,900	\$ 410,128
2006	\$ 191,499	\$ 11,633	\$ 4,728	\$ 946	\$ 107,185	\$ 73,137	\$ -	\$ -	\$ 13,075	\$ 402,203
2005	\$ 217,633	\$ 15,032	\$ 4,048	\$ 1,249	\$ 99,202	\$ 68,031	\$ 300,000	\$ 28,425	\$ 9,404	\$ 743,024
2004	\$ 181,716	\$ 13,756	\$ 655	\$ 2,005	\$ 82,548	\$ 30,568	\$ -	\$ 199,400	\$ 18,780	\$ 529,428
2003	\$ 152,378	\$ 11,766	\$ 2,418	\$ 692	\$ 90,961	\$ 13,020	\$ 150,000	\$ -	\$ 30,700	\$ 451,935



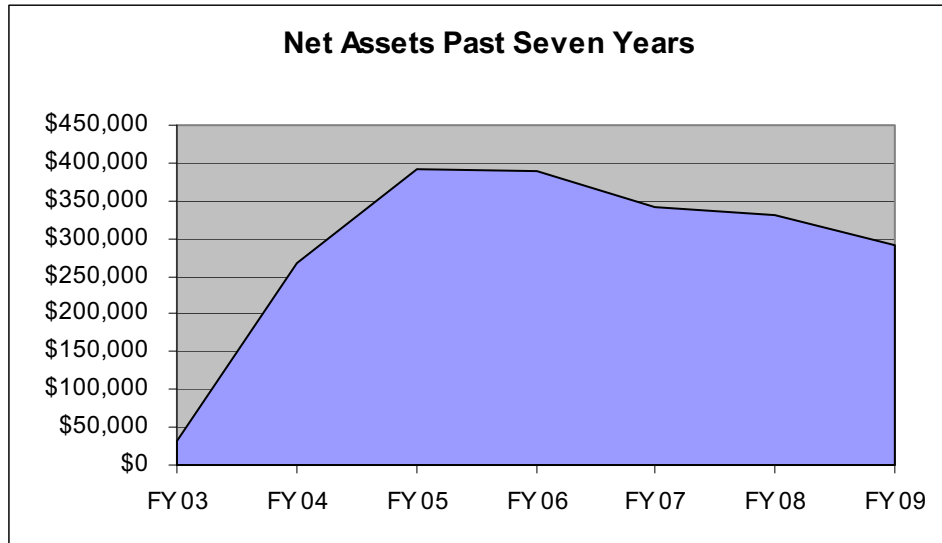
**Note: The School began enrolling students in FY 03.**

**Source: School Financial Records**

Hope Academy Northcoast Campus  
Net Assets  
Last Seven Fiscal Years

---

<u>Year</u>	<u>Invested in Capital Assets</u>	<u>Unrestricted</u>	<u>Total</u>	<u>Change in Net Assets</u>
2009	\$180,947	\$109,601	\$ 290,548	\$ (40,516)
2008	\$215,419	\$115,645 *	\$ 331,064	\$ (9,833)
2007	\$256,371	\$ 84,526	\$ 340,897	\$ (48,236)
2006	\$289,871	\$ 99,262	\$ 389,133	\$ (2,180)
2005	\$286,708	\$104,605	\$ 391,313	\$124,493
2004	\$112,460	\$154,360	\$ 266,820	\$234,946
2003	\$ -	\$ 31,874	\$ 31,874	\$ 31,874



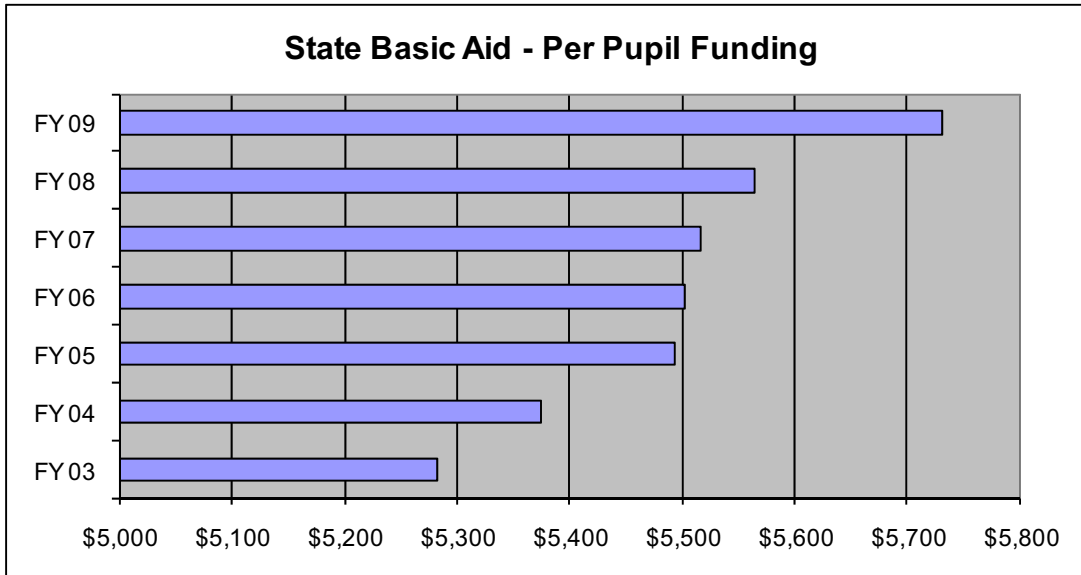
**Note:** The School began enrolling students in FY 03.

\* = A prior period adjustment of \$14,601 was recorded, see Note 16

**Source:** School Financial Records

Hope Academy Northcoast Campus  
 State Basic Aid – Per Pupil Funding Amount  
 Last Seven Fiscal Years

Year	Per Pupil Funding	Cost of Doing Business	Total Per Pupil
2009	\$ 5,732	-	\$ 5,732
2008	\$ 5,565	-	\$ 5,565
2007	\$ 5,403	1.0209	\$ 5,516
2006	\$ 5,283	1.0417	\$ 5,503
2005	\$ 5,169	1.0626	\$ 5,493
2004	\$ 5,058	1.0626	\$ 5,375
2003	\$ 4,949	1.0672	\$ 5,282



**Note 1:** In addition to the above, the School also receives other sources of State Aid including (but not limited to) Career Based Intervention Funding, Disadvantaged Pupil Impact Aid, Parity Aid, and Special Education funding. The revenues have collectively been identified on the Statement of Revenues, Expenses, and Changes in Net Assets as “State Aid.”

The Cost of Doing Business Factors are determined by the State of Ohio and vary by region.

**Note 2:** The School began enrolling students in FY 03.

**Note 3:** The Ohio Department of Education eliminated the cost of doing business factor in fiscal year 2008.

**Source:** Ohio Department of Education

Hope Academy Northcoast Campus  
Student Population by Resident District  
2009 Fiscal Year

---

<u>Resident District</u>	<u>%</u>
Cleveland	96.79%
Garfield Heights	3.00%
All Other Districts	0.21%

**Note 1:** The School has open enrollment and draws its population from a large surrounding area. The traditional school district that the student resides in is referred to as the Resident District.

**Note 2:** Districts representing less than 2 percent of the student population are combined under the heading "All Other Districts".

**Source:** Ohio Department of Education

Hope Academy Northcoast Campus  
Miscellaneous Statistics

**School Address:** 4310 East 71<sup>st</sup> Street  
Cleveland, Ohio 44105

**Square Footage:** 20,054 sq. ft.

**Date of Incorporation:** 1/17/2002

**Instructional Staff:** 19

**Total FY 09 Staff:** 39



**Note: All Staff are employees of WHLS of Ohio, LLC. See Note 8 in Notes to the Basic Financial Statements.**

**Instructional Staff/  
Student Ratio** 15:1

**Percent of Low  
Income Students:** 95.74%

**Source: School Records**



**Hope Academy Northcoast Campus  
Cuyahoga County**

\* \* \* \*

*Audit Report Letters*

***June 30, 2009***

**Hope Academy Northcoast Campus  
Cuyahoga County**

***Audit Report Letters***

***June 30, 2009***

Table of Contents

	Page
Independent Auditor's Report on Internal Control over Financial Reporting and on Compliance and Other Matters Based on an Audit of Financial Statements Performed in Accordance with Government Auditing Standards.....	1
Independent Auditor's Report on Compliance with Requirements Applicable to Each Major Program and Internal Control over Compliance in Accordance with OMB Circular A-133 .....	3
Schedule of Expenditures of Federal Awards .....	5
Schedule of Findings and Questioned Costs .....	7
Independent Accountant's Report on Applying Agreed-Upon Procedures .....	8



# Rea & Associates, Inc.

ACCOUNTANTS AND BUSINESS CONSULTANTS

*Focused on Your Future.*

December 18, 2009

To the Board of Directors  
Hope Academy Northcoast Campus  
6916 Krakow Ave.  
Cleveland, Oh 44105

**INDEPENDENT AUDITOR'S REPORT ON INTERNAL CONTROL OVER FINANCIAL REPORTING AND ON COMPLIANCE AND OTHER MATTERS BASED ON AN AUDIT OF FINANCIAL STATEMENTS PERFORMED IN ACCORDANCE WITH GOVERNMENT AUDITING STANDARDS**

We have audited the financial statements of Hope Academy Northcoast Campus as of and for the year ended June 30, 2009, which collectively comprise the School's basic financial statements and have issued our report thereon dated December 18, 2009. We conducted our audit in accordance with auditing standards generally accepted in the United States of America and the standards applicable to financial audits contained in *Government Auditing Standards*, issued by the Comptroller General of the United States.

Internal Control Over Financial Reporting

In planning and performing our audit, we considered Hope Academy Northcoast Campus' internal control over financial reporting in order to determine our auditing procedures for the purpose of expressing our opinion on the financial statements and not to provide an opinion on the internal control over financial reporting. Accordingly, we do not express an opinion on the effectiveness of the School's internal control over financial reporting.

A control deficiency exists when the design or operation of a control does not allow management or employees, in the normal course of performing their assigned functions, to prevent or detect misstatements on a timely basis. A significant deficiency is a control deficiency, or combination of control deficiencies, that adversely affects the entity's ability to initiate, authorize, record, process, or report financial data reliably in accordance with generally accepted accounting principles such that there is more than a remote likelihood that a misstatement of the entity's financial statements that is more than inconsequential will not be prevented or detected by the entity's internal control.

A material weakness is a significant deficiency, or combination of significant deficiencies, that results in more than a remote likelihood that a material misstatement of the financial statements will not be prevented or detected by the entity's internal control.

Our consideration of the internal control over financial reporting was for the limited purpose described in the first paragraph of this section and would not necessarily identify all deficiencies in internal control that might be significant deficiencies or material weaknesses. We did not identify any deficiencies in internal control over financial reporting that we consider to be material weaknesses, as defined above. However, we noted other matters involving the internal control over financial reporting, which we have reported to management of Hope Academy Northcoast Campus in a separate letter dated December 18, 2009.

Compliance and Other Matters

As part of obtaining reasonable assurance about whether Hope Academy Northcoast Campus' financial statements are free of material misstatement, we performed tests of its compliance with certain provisions of laws, regulations, contracts and grant agreements, noncompliance with which could have a direct and material effect on the determination of financial statement amounts. However, providing an opinion on compliance with those provisions was not an objective of our audit and, accordingly, we do not express such an opinion. The results of our tests disclosed no instances of noncompliance or other matters that are required to be reported under *Government Auditing Standards*.

This report is intended solely for the information and use of the Board of Directors, audit committee, management, the School's sponsor, federal awarding agencies, and pass-through entities, and is not intended to be and should not be used by anyone other than those specified parties.

*Hea & Associates, Inc.*



# Rea & Associates, Inc.

ACCOUNTANTS AND BUSINESS CONSULTANTS

*Focused on Your Future.*

December 18, 2009

To the Board of Directors  
Hope Academy Northcoast Campus  
Cuyahoga County  
4310 East 71<sup>st</sup> Street  
Cleveland, Ohio 44105

## **INDEPENDENT AUDITOR'S REPORT ON COMPLIANCE WITH REQUIREMENTS APPLICABLE TO EACH MAJOR PROGRAM AND INTERNAL CONTROL OVER COMPLIANCE IN ACCORDANCE WITH OMB CIRCULAR A-133**

### **Compliance**

We have audited the compliance of Hope Academy Northcoast Campus ("School") with the types of compliance requirements described in the U. S. Office of Management and Budget (OMB) Circular A-133, *Compliance Supplement* that are applicable to each of its major federal programs for the year ended June 30, 2009. The School's major federal programs are identified in the summary of auditor's results section of the accompanying *Schedule of Findings and Questioned Costs*. Compliance with the requirements of laws, regulations, contracts, and grants applicable to each of its major federal programs is the responsibility of the School's management. Our responsibility is to express an opinion on the School's compliance based on our audit.

We conducted our audit of compliance in accordance with auditing standards generally accepted in the United States of America; the standards applicable to financial audits contained in *Government Auditing Standards*, issued by the Comptroller General of the United States; and OMB Circular A-133, *Audits of States, Local Governments, and Non-Profit Organizations*. Those standards and OMB Circular A-133 require that we plan and perform the audit to obtain reasonable assurance about whether noncompliance with the types of compliance requirements referred to above that could have a direct and material effect on a major federal program occurred. An audit includes examining, on a test basis, evidence about the School's compliance with those requirements and performing such other procedures as we considered necessary in the circumstances. We believe that our audit provides a reasonable basis for our opinion. Our audit does not provide a legal determination on the School's compliance with those requirements.

In our opinion, Hope Academy Northcoast Campus complied, in all material respects, with the requirements referred to above that are applicable to each of its major federal programs for the year ended June 30, 2009.

Hope Academy Northcoast Campus  
Report on Compliance with Requirements Applicable to Each Major  
Program and Internal Control over Compliance in  
Accordance with OMB Circular A-133  
December 18, 2009

**Internal Control Over Compliance**

The management of Hope Academy Northcoast Campus is responsible for establishing and maintaining effective internal control over compliance with requirements of laws, regulations, contracts, and grants applicable to federal programs. In planning and performing our audit, we considered the School's internal control over compliance with requirements that could have a direct and material effect on a major federal program in order to determine our auditing procedures for the purpose of expressing our opinion on compliance but, not for the purpose of expressing an opinion on the effectiveness of internal control over compliance. Accordingly, we do not express an opinion on the effectiveness of Hope Academy Northcoast Campus' internal control over compliance.

A *control deficiency* in an entity's internal control over compliance exists when the design or operation of a control does not allow management or employees, in the normal course of performing their assigned functions, to prevent or detect noncompliance with a type of compliance requirement of a federal program on a timely basis. A *significant deficiency* is a control deficiency, or combination of control deficiencies, that adversely affects the entity's ability to administer a federal program such that there is more than a remote likelihood that noncompliance with a type of compliance requirement of a federal program that is more than inconsequential will not be prevented or detected by the entity's internal control.

A material weakness is a significant deficiency, or combination of significant deficiencies, that results in more than a remote likelihood that material noncompliance with a type of compliance requirement of a federal program will not be prevented or detected by any entity's internal control.

Our consideration of internal control over compliance was for the limited purpose described in the first paragraph of this section and would not necessarily identify all deficiencies in internal control that might be significant deficiencies or material weaknesses. We did not identify any deficiencies in internal control over compliance that we consider to be material weaknesses, as defined above, however, we noted certain immaterial instances of internal control over compliance that we have reported to management of Hope Academy Northcoast Campus in a separate letter dated December 18, 2009.

**Schedule of Expenditures of Federal Awards**

We have audited the basic financial statements of Hope Academy Northcoast Campus as of and for the year ended June 30, 2009, and have issued our report thereon dated December 18, 2009. Our audit was performed for the purpose of forming an opinion on the basic financial statements taken as a whole. The accompanying Schedule of Expenditures of Federal Awards is presented for purposes of additional analysis as required by OMB Circular A-133 and is not a required part of the basic financial statements. Such information has been subjected to the auditing procedures applied in the audit of the basic financial statements and, in our opinion, is fairly stated, in all material respects, in relation to the basic financial statements taken as a whole.

This report is intended solely for the information and use of the audit committee, management, the Board of Directors, the Community School's Sponsor, federal awarding agencies, and pass-through entities. It is not intended to be and should not be used by anyone other than these specified parties.

*Rea & Associates, Inc.*

**HOPE ACADEMY NORTHCOAST CAMPUS  
 CUYAHOGA COUNTY  
 SCHEDULE OF EXPENDITURES OF FEDERAL AWARDS  
 FOR THE YEAR ENDED JUNE 30, 2009**

Federal Grantor/ Pass-Through Grantor/ Program Title	CFDA #	Grant Year	Revenues	Expenses
<b>U. S. Department of Education</b>				
<i>Passed Through Ohio Department of Education:</i>				
Title I	84.010	2009	\$ 281,203	\$ 281,203
Special Education IDEA Part B	84.027	2009	67,696	67,696
Safe and Drug-Free Schools	84.186	2009	3,407	3,407
Innovative Education Program Strategies	84.298	2009	229	229
Technology Literacy Challenge Fund Grant	84.318	2009	2,126	2,126
Improving Teacher Quality	84.367	2009	11,236	11,236
School Improvement Grants	84.377	2009	20,979	20,979
<i>Total U.S. Department of Education</i>			<u>386,876</u>	<u>386,876</u>
<b>U. S. Department of Agriculture</b>				
<i>Passed Through the Ohio Department of Education:</i>				
<i>Child Nutrition Cluster:</i>				
National School Lunch Program - Federal Commodities	10.555	2009	3,026	3,026
School Breakfast Program	10.553	2009	44,886	44,886
National School Lunch Program	10.555	2009	95,943	95,943
<i>Total Child Nutrition Cluster</i>			<u>143,855</u>	<u>143,855</u>
<i>Total U.S. Department of Agriculture</i>			<u>143,855</u>	<u>143,855</u>
<b>TOTAL FEDERAL FINANCIAL ASSISTANCE</b>			<u>\$ 530,731</u>	<u>\$ 530,731</u>

The Accompanying Notes Are An Intergral Part Of This Schedule.

**HOPE ACADEMY NORTHCOAST CAMPUS  
 CUYAHOGA COUNTY  
 NOTES TO THE SCHEDULE OF EXPENDITURES OF FEDERAL AWARDS  
 FOR THE YEAR ENDED JUNE 30, 2009**

**NOTE A - SIGNIFICANT ACCOUNTING POLICIES**

The accompanying Schedule of Expenditures of Federal Awards summarizes activity of the School's federal awards programs. This schedule has been prepared using the full accrual basis of accounting.

**NOTE B - CHILD NUTRITION CLUSTER**

Cash receipts from the U.S. Department of Agriculture are commingled with State grants. It is assumed federal monies are expended first.

*National School Lunch Program (Food Distribution)*

Program regulations do not require the School District to maintain separate inventory records for purchased food and food received from the U.S. Department of Agriculture. This non-monetary assistance and related expenditures are reported in this schedule at the value of the commodities received as assessed by the U.S. Department of Agriculture (entitlement value).

**NOTE C - TRANSFERS**

The School generally must spend Federal assistance within 15 months of receipt. However, with Ohio Department of Education (ODE) approval, a School can transfer (carryover) unspent Federal assistance to the succeeding year, thus allowing the School a total of 27 months to spend the assistance. During fiscal year 2009, the ODE authorized the following transfers:

CFDA No. / Program Description	Grant Year	Transfer In	Transfer Out
84.010 Title I	2010	\$ 12,988	
84.010 Title I	2009		\$ 12,988
84.186 Safe and Drug-Free Schools	2010	288	
84.186 Safe and Drug-Free Schools	2009		288
84.318 Technology Literacy Challenge Fund Grant	2010	605	
84.318 Technology Literacy Challenge Fund Grant	2009		605
84.377 School Improvement Grants	2010	39,021	
84.377 School Improvement Grants	2009		39,021



**HOPE ACADEMY NORTHCOAST CAMPUS  
CUYAHOGA COUNTY**

**SCHEDULE OF FINDINGS AND QUESTIONED COSTS  
OMB CIRCULAR A-133 , SECTION .505  
FOR THE YEAR ENDED JUNE 30, 2009**

**1. SUMMARY OF AUDITOR'S RESULTS**

(d) (1) (i)	Type of Financial Statement Opinion	Unqualified
(d) (1) (ii)	Were there any material control weakness conditions reported at the financial statement level (GAGAS)?	No
(d) (1) (ii)	Were there any other significant deficiencies in internal control reported at the financial statement level (GAGAS)?	No
(d) (1) (iii)	Was there any reported material non-compliance at the financial statement level (GAGAS)?	No
(d) (1) (iv)	Were there any material internal control weakness conditions reported for major federal programs?	No
(d) (1) (iv)	Were there any other significant deficiencies in internal control reported for major federal programs?	No
(d) (1) (v)	Type of Major Programs' Compliance Opinion	Unqualified
(d) (1) (vi)	Are there any reportable findings under Section .510?	No
(d) (1) (vii)	Major Programs (list):	Title I, CFDA # 84.010
(d) (1) (viii)	Dollar Threshold: Type A/B Programs	Type A: > \$300,000 Type B: All others
(d) (1) (ix)	Low Risk Auditee?	No

**2. FINDINGS RELATED TO THE FINANCIAL STATEMENTS REQUIRED TO BE REPORTED IN ACCORDANCE WITH GAGAS**

None were noted.

**3. FINDINGS AND QUESTIONED COSTS FOR FEDERAL AWARDS**

None were noted.



**INDEPENDENT ACCOUNTANT'S REPORT  
ON APPLYING AGREED-UPON PROCEDURES**

Hope Academy Northcoast Campus  
6916 Krakow Avenue  
Cleveland, OH 44105

December 18, 2009

To the Board of Directors:

Ohio Rev. Code Section 117.53 states “the auditor of state shall identify whether the school district or community school has adopted an anti-harassment policy in accordance with Section 3313.666 of the Revised Code. This determination shall be recorded in the audit report. The auditor of state shall not prescribe the content or operation of any anti-harassment policy adopted by a school district or community school.”

Accordingly, we have performed the procedures enumerated below, which were agreed to by the Board, solely to assist the Board in evaluating whether Hope Academy Northcoast Campus (the School) has adopted an anti-harassment policy in accordance with Ohio Rev. Code Section 3313.666. Management is responsible for complying with this requirement. This agreed-upon procedures engagement was conducted in accordance with attestation standards established by the American Institute of Certified Public Accountants. The sufficiency of these procedures is solely the responsibility of the Board. Consequently, we make no representation regarding the sufficiency of the procedures described below either for the purpose for which this report has been requested or for any other purpose.

1. We noted the Board adopted an anti-harassment policy at its meeting on July 15, 2009.
2. We read the policy, noting it included the following requirements from Ohio Rev. Code Section 3313.666(B), unless otherwise specified:
  - (1) A statement prohibiting harassment, intimidation, or bullying of any student on school property or at school-sponsored events;
  - (2) A definition of harassment, intimidation, or bullying that shall include the definition in division (A) of Ohio Rev. Code Section 3313.666;

- (3) A procedure for reporting prohibited incidents;
- (4) A requirement that school personnel report prohibited incidents of which they are aware to the school principal or other administrator designated by the principal;
- (5) A requirement that parents or guardians of any student involved in a prohibited incident be notified and, to the extent permitted by section 3319.321 of the Revised Code and the "Family Educational Rights and Privacy Act of 1974," 88 Stat. 571, 20 U.S.C. 1232q, as amended, have access to any written reports pertaining to the prohibited incident;
- (6) A procedure for documenting any prohibited incident that is reported;
- (7) A procedure for responding to and investigating any reported incident;
- (8) A strategy for protecting a victim from additional harassment, intimidation, or bullying, and from retaliation following a report;
- (9) A disciplinary procedure for any student guilty of harassment, intimidation, or bullying, which shall not infringe on any student's rights under the first amendment to the Constitution of the United States;
- (10) A requirement that the school administration semiannually provide the president of the school board a written summary of all reported incidents and post the summary on its web site, if the school has a web site, to the extent permitted by section 3319.321 of the Revised Code and the "Family Educational Rights and Privacy Act of 1974," 88 Stat. 571, 20 U.S.C. 1232q, as amended, was not included in the policy.

We were not engaged to and did not conduct an examination, the objective of which would be the expression of an opinion on compliance with the anti-harassment policy. Accordingly, we do not express such an opinion. Had we performed additional procedures, other matters might have come to our attention that would have been reported to you.

This report is intended solely for the information and use of the Board of Directors and is not intended to be and should not be used by anyone other than these specified parties.

*Rea & Associates, Inc.*





**Mary Taylor, CPA**  
Auditor of State

**HOPE ACADEMY NORTHCOAST CAMPUS**

**CUYAHOGA COUNTY**

**CLERK'S CERTIFICATION**

**This is a true and correct copy of the report which is required to be filed in the Office of the Auditor of State pursuant to Section 117.26, Revised Code, and which is filed in Columbus, Ohio.**

*Susan Babbitt*

**CLERK OF THE BUREAU**

**CERTIFIED  
APRIL 1, 2010**