

***MIAMI VALLEY REGIONAL PLANNING COMMISSION  
MONTGOMERY COUNTY, OHIO***

***AUDIT REPORT***

***FOR THE YEAR ENDED JUNE 30, 2009***

***Charles E. Harris and Associates, Inc.***  
**Certified Public Accountants and Government Consultants**





# Mary Taylor, CPA

Auditor of State

Board of Directors  
Miami Valley Regional Planning Commission  
One South Main Street, Suite 260  
Dayton, Ohio 45402

We have reviewed the *Report of Independent Accountants* of the Miami Valley Regional Planning Commission, Montgomery County, prepared by Charles E. Harris & Associates, Inc., for the audit period July 1, 2008 through June 30, 2009. Based upon this review, we have accepted these reports in lieu of the audit required by Section 117.11, Revised Code. The Auditor of State did not audit the accompanying financial statements and, accordingly, we are unable to express, and do not express an opinion on them.

Our review was made in reference to the applicable sections of legislative criteria, as reflected by the Ohio Constitution, and the Revised Code, policies, procedures and guidelines of the Auditor of State, regulations and grant requirements. The Miami Valley Regional Planning Commission is responsible for compliance with these laws and regulations.

*Mary Taylor*

Mary Taylor, CPA  
Auditor of State

March 26, 2010

**This Page is Intentionally Left Blank.**

**MIAMI VALLEY REGIONAL PLANNING COMMISSION**

**AUDIT REPORT**

**For the Year Ended June 30, 2009**

**TABLE OF CONTENTS**

<b><u>TITLE</u></b>	<b><u>PAGE</u></b>
<b>Report of Independent Accountants</b>	<b>1</b>
<b>Management's Discussion and Analysis</b>	<b>3</b>
<b>Basic Financial Statements:</b>	
<b>Statement of Net Assets</b>	<b>8</b>
<b>Statement of Activities</b>	<b>9</b>
<b>Balance Sheet – Governmental Funds</b>	<b>10</b>
<b>Reconciliation of Total Governmental Fund Balances to     Net Assets of Governmental Activities</b>	<b>11</b>
<b>Statement of Revenues, Expenditures and Changes in     Fund Balances – Governmental Funds</b>	<b>12</b>
<b>Reconciliation of the Statement of Revenues, Expenditures and Changes in Fund Balances     of Governmental Funds to the Statement of Activities</b>	<b>13</b>
<b>Notes to the Basic Financial Statements</b>	<b>14</b>
<b>Required Supplementary Information:</b>	
<b>Schedule of Revenues, Expenditures and Changes in Fund     Balance – Budget and Actual – General Fund</b>	<b>24</b>
<b>Schedule of Revenues, Expenditures and Changes in Fund     Balance-Budget and Actual-Grant Fund</b>	<b>25</b>
<b>Supplementary Information:</b>	
<b>Schedule of General Capital Assets</b>	<b>26</b>
<b>Schedule of Fringe Benefit Cost Pool Charges, Rate Base, Final Rate Computation     and Current Year's Recovery Comparison</b>	<b>27</b>
<b>Schedule of Indirect Cost Pool Charges, Rate Base, Final Rate Computation and     Current Year's Recovery Comparison</b>	<b>28</b>
<b>Schedule of Revenues and Expenditures Federal Transit Administration and     Federal Highway Administration FY 2008 Planning Work Elements</b>	<b>29</b>
<b>Officers and Executive Committee</b>	<b>30</b>

**MIAMI VALLEY REGIONAL PLANNING COMMISSION**

**AUDIT REPORT**

**For the Year Ended June 30, 2009**

**TABLE OF CONTENTS-Continued**

<b><u>TITLE</u></b>	<b><u>PAGE</u></b>
Schedule of Expenditures of Federal Awards	31
Report on Internal Control Over Financial Reporting and on Compliance and Other Matters Based on an Audit of Financial Statements Required by <i>Government Auditing Standards</i>	32
Report on Compliance with Requirements Applicable to Each Major Program and Internal Control Over Compliance in Accordance with <i>OMB Circular A-133</i>	34
Schedule of Findings and Questioned Costs	36
Status of Prior Year's Citations and Recommendations	38

***Charles E. Harris & Associates, Inc.***  
*Certified Public Accountants*

Rockefeller Building  
614 W Superior Ave Ste 1242  
Cleveland, OH 44113-1306  
Office phone - (216) 575-1630  
Fax - (216) 436-2411

---

**REPORT OF INDEPENDENT ACCOUNTANTS**

Miami Valley Regional Planning Commission  
Montgomery County  
One South Main Street  
Dayton, Ohio 45402

To the Members of the Board of Directors:

We have audited the accompanying financial statements of the governmental activities and each major fund of the Miami Valley Regional Planning Commission, Montgomery County, Ohio (MVRPC), as of and for the year ended June 30, 2009, which collectively comprise the MVRPC's basic financial statements as listed in the table of contents. These financial statements are the responsibility of the Miami Regional Planning Commission's management. Our responsibility is to express an opinion on these financial statements based on our audit.


We conducted our audit in accordance with auditing standards generally accepted in the United States of America and the standards applicable to financial audits contained in the Comptroller General of the United States' *Government Auditing Standards*. Those standards require that we plan and perform the audit to obtain reasonable assurance about whether the financial statements are free of material misstatement. An audit includes examining, on a test basis, evidence supporting the amounts and disclosures in the financial statements. An audit also includes assessing the accounting principles used and significant estimates made by management, as well as evaluating the overall financial statement presentation. We believe that our audit provides a reasonable basis for our opinion.

In our opinion, the financial statements referred to above present fairly, in all material respects, the respective financial position of the governmental activities and each major fund of the Miami Regional Planning Commission, as of June 30, 2009, and the respective changes in financial position thereof for the year then ended in conformity with accounting principles generally accepted in the United States of America.

In accordance with *Government Auditing Standards*, we have also issued our report dated December 18, 2009 on our consideration of the Miami Valley Regional Planning Commission's internal control over financial reporting and our tests of its compliance with certain provisions of laws, regulations, contracts and grant agreements and other matters. The purpose of that report is to describe the scope of our testing of internal control over financial reporting and compliance and the results of that testing, and not to provide an opinion on the internal control over financial reporting or on compliance. That report is an integral part of an audit performed in accordance with *Government Auditing Standards* and should be considered in assessing the results of our audit.

Management's Discussion and Analysis and the budgetary comparison on pages 3 through 7 and 24 through 25, respectively, are not a required part of the basic financial statements but are supplementary information required by accounting principles generally accepted in the United States of America. We have applied certain limited procedures, which consisted principally of inquiries of management regarding the methods of measurement and presentation of the required supplementary information. However, we did not audit the information and express no opinion on it.

Our audit was conducted for the purpose of forming an opinion on the financial statements that collectively comprise the MVRPC's basic financial statements. The accompanying schedule of expenditures of federal awards included on page 31 is presented for purposes of additional analysis as required by U.S. Office of Management and Budget Circular A-133, *Audits of States, Local Governments, and Non-Profit Organizations*, and is not a required part of the basic financial statements of the MVRPC. Such information has been subjected to the auditing procedures applied in the audit of the basic financial statements and, in our opinion, is fairly stated, in all material respects, in relation to the basic financial statements taken as a whole. The accompanying schedules included on pages 26-29 have not been subjected to the auditing procedures applied in the audit of the basic financial statements and, accordingly, we express no opinion on them.

A handwritten signature in black ink that reads "Charles E. Harris" followed by a stylized flourish.

*Charles E. Harris & Associates, Inc.*  
December 18, 2009



## Miami Valley Regional Planning Commission

Management's Discussion and Analysis  
June 30, 2009  
(Unaudited)

The discussion and analysis of the Miami Valley Regional Planning Commission's (MVRPC) financial performance provides an overall review of the MVRPC's financial activities for the fiscal year ended June 30, 2009. The intent of this discussion and analysis is to look at the MVRPC's financial performance as a whole; readers should also review the financial statements and the notes to the basic financial statements to enhance their understanding of the MVRPC's financial performance.

### Financial Highlights

Key financial highlights for fiscal year 2009 are as follows:

#### *Overall:*

- Total net assets increased \$353,234, which represents a 15 percent increase from fiscal year 2008.
- Total assets of governmental activities increased by \$129,603, primarily due to a reduction in receivables and an increase in cash. Also, capital assets, net of depreciation decreased by \$35,739.
- General revenues accounted for \$481,707 or 15 percent of total revenue. Program revenues in the form of charges for services and operating grants were \$2.65 million.
- MVRPC's \$2.78 million in expenses were offset by program revenues of \$2.65 million, member dues of \$479,692 and revenue from a multi-year fringe benefit cost recovery plan for expenses incurred in a prior year.
- Revenues from a multi-year fringe benefit cost recovery plan for expenses incurred in a prior year are reflected in Grantor Agency revenues.

### **Using the Basic Financial Statements**

This annual report consists of a series of financial statements and notes to those statements. These statements are organized so the reader can understand the Miami Valley Regional Planning Commission as a financial whole, an entire operating entity. The statements then proceed to provide an increasingly detailed look at specific financial activities.

The Statement of Net Assets and Statement of Activities provide information about the activities of the whole MVRPC, presenting both an aggregated view of the MVRPC's finances and a longer-term view of those statements. Fund financial statements provide the next level of detail. For governmental funds, these statements tell how services were financed in the short-term as well as what remains for future spending. The fund financial statements also look at the MVRPC's most significant funds, the General Fund and Special Revenue Grant Fund.

### **Reporting the MVRPC as a Whole**

#### ***Statement of Net Assets and the Statement of Activities***

The Statement of Net Assets and the Statement of Activities answers the question. "How did we do financially during 2009?" These statements include all assets and liabilities using the accrual basis of accounting similar to the accounting used by most private-sector companies. This basis of accounting takes into account all of the current year's revenues and expenses regardless of when cash is received or paid.

## Miami Valley Regional Planning Commission

### Management's Discussion and Analysis June 30, 2009 (Unaudited)

These two statements report the MVRPC's net assets and changes in those assets. This change in net assets is important because it shows MVRPC's change in financial results for the year ended June 30, 2009.

In the Statement of Net Assets and the Statement of Activities, MVRPC reports governmental activities. All of MVRPC's activities are considered Governmental activities. They include, but are not limited to, transportation planning, environmental planning, community planning and support services. The MVRPC does not have any business-type activities.

Table 1 provides a summary of the MVRPC's net assets for 2009 and 2008:

TABLE 1  
NET ASSETS

	<u>2009</u>	<u>2008</u>	<u>Change</u>
<i>ASSETS</i>			
Current Assets	\$ 2,977,319	\$ 2,811,977	\$ 165,342
Capital Assets Being Depreciated (net)	<u>96,373</u>	<u>132,112</u>	<u>(35,739)</u>
Total Assets	<u>\$ 3,073,692</u>	<u>\$ 2,944,089</u>	<u>\$ 129,603</u>
 <i>LIABILITIES</i>			
Current Liabilities	\$ 300,588	\$ 380,350	\$ (79,762)
Long Term Liabilities	<u>133,459</u>	<u>277,328</u>	<u>(143,869)</u>
Total Liabilities	<u>\$ 434,047</u>	<u>\$ 656,678</u>	<u>\$ (222,631)</u>
 <i>NET ASSETS</i>			
Investment in Capital Assets, net of related debt	\$ 91,062	\$ 123,820	\$ (32,758)
Unrestricted	<u>2,548,583</u>	<u>2,162,591</u>	<u>385,992</u>
Total Net Assets	<u>\$ 2,639,645</u>	<u>\$ 2,286,411</u>	<u>\$ 353,234</u>

The amount by which the MVRPC's assets exceeded its liabilities is called net assets. As of June 30, 2009, the MVRPC's net assets were \$2.6 million. Total net assets increased by \$353 thousand. MVRPC's long term liabilities decreased by \$144 thousand, primarily due to the early retirement plan. These positive financial changes were expected as part of our plan to implement an early retirement incentive plan liability and expense in a prior year and then receive cost recovery revenue for that plan over a three year period ending in FY2009. Current liabilities decreased by \$80 thousand, primarily due to a reduction in deferred revenue and accounts payable as a result of several project completions.

Of the total net asset amount, approximately \$91 thousand was invested in net capital assets, net of debt related to those assets. The remaining balance of \$2.5 million was unrestricted and available for future use as directed by the MVRPC Board.

**Miami Valley Regional Planning Commission**

Management's Discussion and Analysis  
June 30, 2009  
(Unaudited)

Table 2 shows the changes in net assets for fiscal year 2009 compared to 2008.

TABLE 2  
CHANGE IN NET ASSETS

	<u>2009</u>	<u>2008</u>	<u>Change</u>
<b>Revenues</b>			
<u>Program Revenues:</u>			
Operating Grants	\$ 2,653,438	\$ 3,254,483	\$ (601,045)
<u>General Revenues:</u>			
Membership Dues	479,692	481,072	(1,380)
Miscellaneous	2,015	25,530	(23,515)
 Total Revenues	<hr/> \$ 3,135,145 <hr/>	<hr/> \$ 3,761,085 <hr/>	<hr/> \$ (625,940) <hr/>
 <b>Program Expenses</b>			
General Government	\$ (19,375)	\$ 92,185	\$ (111,560)
Transportation Planning	2,693,434	3,118,773	(425,339)
Environmental Planning	53,872	66,420	(12,548)
Regional Planning	53,980	2,178	51,802
 Total Expenses	<hr/> \$ 2,781,911 <hr/>	<hr/> \$ 3,279,556 <hr/>	<hr/> \$ (497,645) <hr/>
 Increase in Net Assets	<hr/> \$ 353,234 <hr/>	<hr/> \$ 481,529 <hr/>	<hr/> \$ (128,295) <hr/>

Operating grants revenue decreased by \$601 thousand from 2008, primarily due to completion of several projects. General government expenses were offset by higher fringe benefit cost allocation to programs as part of the early retirement cost recovery.

MVRPC is extremely dependent upon intergovernmental revenues (federal grants) provided by the federal government through the State of Ohio; approximately 85 percent of the MVRPC's total revenue was received from intergovernmental sources during fiscal year 2009. MVRPC has been able to maintain a stable financial position through careful management of expenses. However, MVRPC is vulnerable to changes in federal and state grant programs.

The Statement of Activities shows the cost of program services and the charges for services and grants offsetting those services.

## **Miami Valley Regional Planning Commission**

Management's Discussion and Analysis  
June 30, 2009  
(Unaudited)

### Reporting the MVRPC's Most Significant Funds

The MVRPC's activities are reported in governmental funds, which focus on how money flows into and out of those funds and the balances left at year-end available for spending in future periods. These funds are reported using an accounting method called modified accrual, which measures cash and all other financial assets that can readily be converted to cash within one year. The governmental fund statements provide a detailed short-term view of the MVRPC's general government operations and the basic services it provides. Governmental fund information helps you determine whether there are more or fewer financial resources that can be spent in the near future to finance MVRPC programs. The relationship (or differences) between activities (reported in the Statement of Net Assets and the Statement of Activities) and governmental funds is reconciled in the financial statements.

Fund financial reports provide detailed information about the General Fund. The MVRPC uses two funds to account for a multitude of financial transactions. Both of these funds are considered significant.

The Governmental fund (short term) General Fund had total revenue of \$0.6 million and other financing sources of \$1.4 million. Expenditures totaled \$1.8 million. Unreserved fund balance increased by \$245 thousand in 2009 to \$2.7 million.

The Grant Fund provides the detail of all federal grants received by MVRPC. The Grant Fund had total revenues of \$2.5 million. This was intergovernmental revenues from federal grants, primarily from the U. S. Department of Transportation. The use of these funds had local net matching requirements of \$178 thousand. This was provided by the General Fund as operating transfers-in.

### General Fund Budgeting Highlights

The MVRPC's budget is prepared on the modified accrual method. The most significant budgeted funds are the General Fund and the Grant Fund.

During the course of fiscal year 2009, the MVRPC amended its budget. The primary budget variance was unspent contract expenses and resulting revenue that will carryover to the next year. Governmental statements show early retirement incentive plan (ERIP) expenses over a 3 year period, while statement of activities show a prior year fully accrued accounting for the total ERIP expenses and liabilities.

## Miami Valley Regional Planning Commission

Management's Discussion and Analysis  
June 30, 2009  
(Unaudited)

### Capital Assets

At the end of fiscal year 2009, the MVRPC had \$96 thousand net invested in furniture, equipment, and leasehold improvements in governmental activities.

Table 3 shows fiscal year 2009 capital assets balances compared to 2008:

TABLE 3  
Capital Assets at June 30

	<u>2009</u>	<u>2008</u>
Furniture	\$ 69,153	\$ 69,153
Equipment	281,262	309,476
Leasehold Improvements	68,556	68,556
Less: Accumulated Depreciation	<u>(322,598)</u>	<u>(315,073)</u>
Net Capital Assets	<u>\$ 96,373</u>	<u>\$ 132,112</u>

Overall capital assets decreased approximately \$35 thousand from fiscal year 2008.

### For the Future

The Miami Valley Regional Planning Commission continues to rely primarily on federal grants to finance its planning activities. The majority of these federal grants are provided by the U.S. Department of Transportation through the State of Ohio. These grants are authorized by the U.S. Congress through the Transportation Equity Act for the Twenty-first Century.

On August 10, 2005 the President signed the Transportation Reauthorization Act entitled "Save, Accountable, Flexible and Efficient Transportation Equity Act: A Legacy for Users" (SAFETEA-LU). This Act which runs through September 30, 2009, provides increased funding for transportation systems.

The Act is the vehicle by which federal funds are provided to Metropolitan Planning Organizations (MPO). MVRPC is the MPO for this region. MVRPC's analysis of the Act project a small increase in funding for our basic transportation planning grant in subsequent years.

### Contacting the MVRPC's Financial Management

This financial report is designed to provide our members, citizens and taxpayers, with a general overview of the MVRPC's finances and to show the MVRPC's accountability for the money it receives. If you have questions about this report or need additional financial information contact the Director of Finance and Administration's Office at Miami Valley Regional Planning Commission, One South Main St. Suite 260, Dayton, Ohio 45402 or call (937) 223-6323.

# Miami Valley Regional Planning Commission

## Statement of Net Assets As of June 30, 2009

<b>ASSETS</b>	
Cash	\$ 2,695,357
Accounts Receivable	8,705
Grants Receivable	257,870
Prepaid Expenses	15,387
Capital Assets Being Depreciated (net)	96,373
Total Assets	<u>\$ 3,073,692</u>
<b>LIABILITIES</b>	
Accounts Payable	\$ 67,326
Accrued Personnel Costs	77,909
Deferred Revenues	155,353
Long Term Liabilities:	
Due within one year	22,759
Due in more than one year	110,700
Total Liabilities	<u>\$ 434,047</u>
<b>NET ASSETS</b>	
Investment in Capital Assets, net of related debt	\$ 91,062
Unrestricted	2,548,583
Total Net Assets	<u>\$ 2,639,645</u>

See Accompanying Notes to the Basic Financial Statements

**Miami Valley Regional Planning Commission**

**Statement of Activities  
For the Year Ended June 30, 2009**

<u>Governmental Activities</u>	<u>Expenses</u>	<u>Program Revenues Operating Grants</u>	<u>Net (Expenses) Revenues and Change in Net Assets Governmental Activities</u>
General Government	\$ (19,375)	\$ 30,476	\$ 49,851
Transportation Planning	2,693,434	2,515,510	(177,924)
Environmental Planning	53,872	53,472	(400)
Regional Planning	<u>53,980</u>	<u>53,980</u>	<u>-</u>
Total Governmental Activities	<u>\$ 2,781,911</u>	<u>\$ 2,653,438</u>	<u>(128,473)</u>
General Revenues:			
Membership Dues			479,692
Miscellaneous			<u>2,015</u>
Total General Revenues			481,707
Changes in Net Assets			353,234
Net Assets, July 1			<u>2,286,411</u>
Net Assets, June 30			<u>\$ 2,639,645</u>

See Accompanying Notes to the Basic Financial Statements

**Miami Valley Regional Planning Commission**

**Governmental Funds Balance Sheet  
As of June 30, 2009**

	<u>General Fund</u>	<u>Grant Fund</u>	<u>Total Governmental Funds</u>
<b>ASSETS</b>			
Cash	\$ 2,685,625	\$ 9,732	\$ 2,695,357
Accounts Receivable	8,705	-	8,705
Grants Receivable	-	257,870	257,870
Due From Special Revenue Fund	257,870	-	257,870
Prepaid Expenses	15,387	-	15,387
Total Assets	<u>\$ 2,967,587</u>	<u>\$ 267,602</u>	<u>\$ 3,235,189</u>
 <b>LIABILITIES</b>			
Accounts Payable	\$ 67,326	\$ -	\$ 67,326
Accrued Wages & Benefits	77,909	-	77,909
Due to General Fund	-	257,870	257,870
Unearned Revenues	145,621	9,732	155,353
Total Liabilities	<u>290,856</u>	<u>267,602</u>	<u>558,458</u>
 <b>FUND BALANCE</b>			
Unreserved - Designated For:			
Future Year's Operation - Members' Dues	\$ 239,846	\$ -	\$ 239,846
Unreserved/Undesignated	2,436,885	-	2,436,885
Total Fund Balance	<u>2,676,731</u>	<u>-</u>	<u>2,676,731</u>
Total Liabilities and Fund Balances	<u>\$ 2,967,587</u>	<u>\$ 267,602</u>	<u>\$ 3,235,189</u>

See Accompanying Notes to the Basic Financial Statements



## Miami Valley Regional Planning Commission

### RECONCILIATION OF TOTAL GOVERNMENTAL FUND BALANCES TO NET ASSETS OF GOVERNMENTAL ACTIVITIES

June 30, 2009

Total Governmental Fund Balances	\$ 2,676,731
----------------------------------	--------------

*Amounts reported for governmental activities in the  
statement of net assets are different because:*

Capital Assets used in governmental activities (net)	96,373
--	--------

*The following liabilities are not due and payable in  
the current period and therefore are not reported  
in the Governmental funds:*

Compensated absences	(128,148)
Capital lease	(5,311)
Net Assets of Governmental Activities	<u>\$ 2,639,645</u>

See Accompanying Notes to the Basic Financial Statements

**Miami Valley Regional Planning Commission**

**Governmental Funds Statement of Revenues, Expenditures and  
Changes in Fund Balances**

**For the Year Ended June 30, 2009**

	General Fund	Grant Fund	Total Governmental Funds
Revenues:			
Grantor Agency	\$ 109,724	\$ 2,369,767	\$ 2,479,491
Other	12,781	163,180	175,961
Membership Dues	479,692		479,692
Total Revenues	602,197	2,532,947	3,135,144
Expenditures:			
Personnel	1,315,083	1,382,364	2,697,447
Contractual	78,747	266,553	345,300
Other	311,346	282,426	593,772
Indirect Costs	33,518	779,528	813,046
Capital Outlays	24,929	-	24,929
Total Expenditures	1,763,623	2,710,871	4,474,494
Excess of Expenditures Over Revenues	(1,161,426)	(177,924)	(1,339,350)
Other Financing Sources (Uses):			
Transfers-In	-	177,924	177,924
Transfers-Out	(177,924)	-	(177,924)
Cost Allocation Plan Recoveries	1,584,454	-	1,584,454
Total Other Financing Sources	1,406,530	177,924	1,584,454
Change in Fund Balances	245,104	-	245,104
Fund Balance, July 1	2,431,627	-	2,431,627
Fund Balance, June 30	\$ 2,676,731	\$ -	\$ 2,676,731

See Accompanying Notes to the Basic Financial Statements

**Miami Valley Regional Planning Commission**

Reconciliation of the Statement of Revenues, Expenditures, and Changes in Fund  
Balance of Governmental Funds to the Statement of Activities

For the Year Ended June 30, 2009

Net Change in fund balances - total governmental funds \$ 245,104

*Amounts reported for governmental activities in the  
statement of activities are different because:*

Government funds report capital outlays as expenditures.  
However, in the statement of activities, the cost of  
those assets are allocated over their estimated useful  
lives as depreciation expense. This is the amount by  
which depreciation and disposal exceed capital outlays  
expense in the current period. (34,888)

Loss on the disposition of Capital Assets (852)

Some expenses reported in the statement of activities  
do not require the use of current financial resources and  
therefore are not reported as expenditures in  
governmental funds.

Compensated Absences	1,426
Capital lease payable	2,981
Long term portion of early retirement incentive program	139,463

Changes in net assets of total governmental activities \$ 353,234

See Accompanying Notes to the Basic Financial Statements

## Miami Valley Regional Planning Commission

Notes to the Basic Financial Statements  
June 30, 2009

### **NOTE 1 ORGANIZATION AND SIGNIFICANT ACCOUNTING POLICIES**

#### Organization

The Miami Valley Regional Planning Commission (MVRPC) was created in 1964 by authority granted under the Ohio Revised Code. MVRPC is a regional planning agency composed of representatives from political subdivisions, other governmental agencies, and non-governmental entities in Montgomery, Greene, Miami, Darke, Preble, and Warren Counties in Ohio. MVRPC monitors and performs planning activities affecting present and future transportation, environmental, social, economic, physical and governmental characteristics of the region.

By an agreement between MVRPC and the State of Ohio, the Transportation Coordinating Committee (TCC) of the Montgomery-Greene County Transportation and Development Planning Program was merged with MVRPC on July 1, 1982. By this same agreement, MVRPC was designated by the State as a Metropolitan Planning Organization, with responsibility for implementing a coordinated, continuing, comprehensive transportation planning process for Montgomery and Greene Counties. This agreement was modified on September 23, 1992 to include Miami County and on July 1, 2003 to include the cities of Franklin and Carlisle in Warren County.

On June 27, 1984, MVRPC adopted a strategic plan that prescribed the future direction the Commission would pursue, functionally and organizationally. On October 24, 1984, amendments to the Constitution and Bylaws were approved that allowed many of the strategic plan's recommendations to be implemented. The primary changes included a new mission statement, expansion of the Commission to include up to 25% non-governmental members, and the creation of a Board of Directors.

From September 2002 through February, 2004, MVRPC conducted a multi-phase Visioning and Strategic Planning Process with the goal of creating a more streamlined, efficient and responsive organization. On September 24, 2003, the new MVRPC Strategic Plan was adopted. Work then began on developing a structure more conducive to implementing the goals of the Strategic Plan. This effort resulted in the creation and adoption of a substantially revised Constitution and Bylaws on February 25, 2004, with implementation to begin on March 24, 2004. Key changes include:

#### Board of Directors

- The Commission and the Transportation Committee are merged into a newly created Board of Directors. County Engineers within the MPO Boundary now are Board members.
- All policy responsibility is vested with the merged body.
- The current weighted voting structure of the Transportation Committee is retained.
- Weighted voting can only be used by the Board of Directors.
- It cannot occur at the initial meeting when the request is made unless  $\frac{3}{4}$  of the members present approve.
- Otherwise, it will occur at the next scheduled meeting.
- Only governmental members located within the MPO Boundary (Greene, Miami and Montgomery counties) can vote on transportation issues.
- ODOT representatives and urban transit operators may be members of the Board and vote on transportation issues.
- Each county's assessment is calculated based on 25% of the total county population; all other governmental members continue to pay a per capita assessment.
- Bylaws can be amended by a majority vote and the process for amending bylaws can be changed by a  $\frac{2}{3}$  majority vote. (Neither can be subject to weighted voting.)

#### Executive Committee

- The previous Board of Directors is now called the Executive Committee.
- The Executive Committee is responsible for handling "routine and emergency" matters.
- Counties (the Commissioners) appoint 4 members, one from each member county.
- Cities and villages appoint 7 members, one of which is the largest city; one member is chosen from each of the MPO counties; and no more than 4 members may be chosen from any one county. These members are chosen annually by caucus of member cities and villages.

## Miami Valley Regional Planning Commission

Notes to the Basic Financial Statements  
June 30, 2009

### **NOTE 1 ORGANIZATION AND SIGNIFICANT ACCOUNTING POLICIES-(Continued)**

- Townships appoint 3 members from counties located within the MPO boundary. No more than one member from the same county may be chosen. These members are selected annually by caucus of member townships
- Non-governmental members appoint 3 members, also chosen annually by caucus.

### **NOTE 2 SUMMARY OF SIGNIFICANT ACCOUNTING POLICIES**

The financial statements of MVRPC have been prepared in conformity with generally accepted accounting principles (GAAP) as applied to governmental units. The Governmental Accounting Standards Board (GASB) is the accepted standard-setting body for establishing governmental accounting and financial reporting principles. MVRPC also applies Financial Accounting Standards Board (FASB) statements and interpretations issued on or before November 30, 1989, to its government-wide provided they do not conflict with or contradict GASB pronouncements. The more significant of MVRPC accounting policies are described below.

#### Basis of Presentation

MVRPC basic financial statements consist of government-wide statements, including a statement of net assets and a statement of activities, and fund financial statements, which provide a more detailed level of financial information.

#### Government-Wide Financial Statements

The statement of net assets and the statement of activities display information about MVRPC as a whole. These statements include the financial activities of the primary government. The statement of net assets presents the financial condition of the governmental activities of MVRPC at year-end. The government-wide statement of activities presents a comparison between direct expenses and program revenues for each program or function of MVRPC governmental activities. Direct expenses are those that are specifically associated with a service, program, or department and therefore clearly identifiable to a particular function. Program revenues include charges paid by the recipient of the goods or services offered by the program and grants and contributions that are restricted to meeting the operational or capital requirements of a particular program. Revenues that are not classified as program revenues are presented as general revenues of MVRPC, with certain limited exceptions. The comparison of direct expenses with program revenues identifies the extent to which each governmental function is self-financing or draws from the general revenues of MVRPC.

#### Fund Financial Statements

During the year, MVRPC segregated transactions related to certain organizational functions or activities in separate funds in order to aid financial management and to demonstrate legal compliance. Fund financial statements are designed to present financial information of MVRPC at this more detailed level. The focus of governmental fund financial statements is on major funds rather than reporting funds by type. Each major fund is presented in a separate column. Nonmajor funds are aggregated and presented in a single column.

#### Fund Accounting

MVRPC uses funds to maintain its financial records during the fiscal year. Fund accounting is designed to demonstrate legal compliance and to aid management by segregating transactions related to certain organizational functions or activities. A fund is defined as a fiscal and accounting entity with a self-balancing set of accounts. The various funds of MVRPC are grouped into the governmental category.

#### Governmental Funds

Governmental funds focus on the sources, uses, and balances of current financial resources. Expendable assets are assigned to the various governmental funds according to the purposes for which they may or must be used. Current liabilities are assigned to the fund from which they will be paid. The difference between governmental fund assets and liabilities is reported as fund balance. The General Fund and the Special Revenue Grant Fund are the only major funds of MVRPC:

## Miami Valley Regional Planning Commission

Notes to the Basic Financial Statements  
June 30, 2009

### **NOTE 2 SUMMARY OF SIGNIFICANT ACCOUNTING POLICIES-(Continued)**

General Fund – The General Fund is used to account for all financial resources, except those required to be accounted for in another fund. The general fund is available to MVRPC for any purpose provided it is expended or transferred according to the general laws of Ohio.

Special Revenue Grant Fund – The Grant Fund is used to account for grant and contract revenue that is legally restricted to expenditures for specified purposes.

MVRPC has no other funds within the Organization.

#### Measurement Focus

##### Government-Wide Financial Statements

The government-wide financial statements are prepared using the economic resources measurement focus. All assets and all liabilities associated with the operation of MVRPC are included on the Statement of Net Assets.

##### Fund Financial Statements

All governmental funds are accounted for using a flow of current financial resources measurement focus. With this measurement focus, only current assets and current liabilities generally are included on the balance sheet. The statement of revenues, expenditures and changes in fund balances reports on the sources (i.e., revenues and other financing sources) and uses (i.e., expenditures and other financing uses) of current financial resources. This approach differs from the manner in which the governmental activities of the government-wide financial statements are prepared. Governmental fund financial statements therefore include a reconciliation with brief explanations to better identify the relationship between the government-wide statements and the statements for governmental funds.

#### Basis of Accounting

Basis of accounting determines when transactions are recorded in the financial records and reported on the financial statements. Government-wide financial statements are prepared using the accrual basis of accounting. Governmental funds use the modified accrual basis of accounting. Differences in the accrual and modified accrual basis of accounting arise in the recognition of revenue, the recording of deferred revenue and in the presentation of expenses versus expenditures.

Revenue resulting from exchange transactions, in which each party gives and receives essentially equal value, is recorded on the accrual basis when the exchange takes place. On a modified accrual basis, revenue is recorded in the fiscal year in which the resources are measurable and become available. "Measurable" means the amount of the transaction can be determined, and "available" means collectible within the current fiscal year or soon enough thereafter to be used to pay liabilities of the current fiscal year. For MVRPC, available means expected to be received within ninety days of fiscal year end.

Nonexchange transactions, in which MVRPC receives value without directly giving equal value in return, include grants, entitlements, and donations. Revenue from grants, entitlements, and donations is recognized in the fiscal year in which all eligibility requirements have been satisfied. Eligibility requirements include timing requirements, which specify the year when the resources are required to be used or the fiscal year when use is first permitted; matching requirements, in which MVRPC must provide local resources to be used for a specified purpose; and expenditure requirements, in which the resources are provided to MVRPC on a reimbursement basis. On a modified accrual basis, revenue from non-exchange transactions must also be available before it can be recognized.

Under the modified accrual basis, the following revenue sources are considered to be both measurable and available at fiscal year end: grants, and investment earnings.

**Miami Valley Regional Planning Commission**

Notes to the Basic Financial Statements  
June 30, 2009

**NOTE 2 SUMMARY OF SIGNIFICANT ACCOUNTING POLICIES-(Continued)**

Deferred revenue arises when assets are recognized before revenue recognition criteria have been satisfied. Grants and entitlements received before the eligibility requirements are met are also recorded as deferred revenue. On governmental fund financial statements, receivables that will not be collected within the available period have also been reported as deferred revenue.

On the accrual basis of accounting, expenses are recognized at the time they are incurred.

Revenues

General fund revenues are determined by contractual agreements with member political subdivisions represented by MVRPC. Member jurisdictions of MVRPC pay an annual membership fee based on the latest official census or federal revenue sharing population estimates. The annual assessment was as follows:

Member Type

Within the MPO planning area	
- Counties - 25% of Total population	\$ 0.46/capita
- Municipalities and Townships	\$ 0.46/capita
Outside the MPO planning area	
- Counties – 25% of Total population	\$ 0.25/capita
- Municipalities and Townships	\$ 0.25/capita
Quasi and Non-governmental bodies	\$ 1,000/annual

The total revenue generated from member fees was \$479,692.

Grant Fund

Grant revenue is recognized when compliance with the various grant requirements is achieved. Generally this occurs at the time expenditures are made and the grant matching requirements are met. Grant revenues received before the revenue recognition criteria have been met are reported as deferred revenues, a liability account. When the revenue recognition criteria have been met, grant revenues not yet received are reported as grants receivable, if the amounts have been billed to grantor agencies, or as earned not billed, if amounts are unbilled.

Carry-over Grants and Contracts

Several grants continued after June 30, 2009. The amounts available for completing grant objectives for these grant programs are summarized below by funding type. MVRPC's required match for these carry over funds is approximately \$18,000.

<u>Type</u>	<u>Amount</u>
Federal Grants	\$ 972,000
Other Grants and Contracts	102,000

As discussed in note 4, fringe benefit expenditures are recovered by applying a provisional rate to all programs.

Indirect Costs

MVRPC uses an indirect cost rate to recover administrative expenditures. The 2009 indirect costs were billed at a provisional, of 56.64% of direct labor dollars, including fringe benefits.

Unreserved/Designated Fund Balance

The amount designated for Future Year's Operation represents 50% of the current membership dues. This amount is designated because membership period is based upon the calendar year and 100% of the dues revenue is recognized during the current fiscal year.

## Miami Valley Regional Planning Commission

Notes to the Basic Financial Statements  
June 30, 2009

### NOTE 2 SUMMARY OF SIGNIFICANT ACCOUNTING POLICIES-(Continued)

#### Budgets

Budgets for the general and special revenue fund are prepared annually on a modified accrual method by the staff and approved by the Commission. Budgets are reviewed on an ongoing basis and amendments are proposed as necessary. The amendments are approved by the Executive Committee.

#### Estimates

The preparation of financial statements in conformity with accounting principles generally accepted in the United States of America requires management to make estimates and assumptions that affect the reported amounts of assets and liabilities and disclosure of contingent assets and liabilities at the date of the financial statements and the reported amounts of revenues and expenses during the reporting period. Actual results could differ from those estimates.

### NOTE 3 LEASE COMMITMENTS

MVRPC entered into a noncancellable operating lease agreement for office space effective April 1, 2004 through December 31, 2014 and one office equipment lease. The future minimum lease commitments as of June 30, 2009 are as follows:

<u>Fiscal Year Ended</u>	<u>Office Space</u>	<u>Equipment</u>
2010	\$133,709	\$2,616
2011	133,709	1,962
2012	138,871	0
2013 – 2015	360,085	0

Total rental expense for the year ended June 30, 2009, was \$156,056.

### NOTE 4 COST ALLOCATION PLAN

A cost allocation plan is prepared annually by MVRPC. The plan, which includes fringe benefit and indirect costs, is used for the purpose of determining allocation rates and is prepared in accordance with the provisions of Office of Management and Budget (OMB) Circular A-87 and the U.S. Department of Health and Human Services' Circular OASC-10. The plan is submitted to the over-site grantor agency, the Federal Highway Administration through the Ohio Department of Transportation, for approval and authorization of negotiated allocation rates, which are used for billing purposes during the fiscal year. The Ohio Department of Transportation has agreed to let MVRPC adjust its provisional rates to the actual experienced rates prior to final billing. These adjusted provisional rates are subject to audit at the end of each fiscal year, when actual rates are determined and submitted to the over-site agency for approval. If the actual rates are less than the adjusted provisional rates, MVRPC must refund any over-billed amounts to the various grantor agencies. Conversely, MVRPC may recover under-billed amounts when unapplied funds remain from the various grantor agencies. Adjustments as a result of a change in the rates are recognized for financial reporting purposes when determined.

Following are summaries of the accounting treatment and rate experience for fringe benefit and indirect cost for 2009.

#### Fringe Benefits

Fringe benefit costs are recorded in the general fund and allocated to the special revenue funds in accordance with the approved cost allocation plan, based upon a provisional rate approved by the oversight grantor agency. The 2009 fringe benefit costs were allocated at a provisional rate of 70.95% of productive direct and indirect labor dollars. The actual fringe benefit cost rate was 66.909%. Per the agreement with ODOT, the provisional rate was adjusted to actual and the adjustment is reflected in the financial statements.



## Miami Valley Regional Planning Commission

Notes to the Basic Financial Statements  
June 30, 2009

### **NOTE 4 COST ALLOCATION PLAN-(Continued)**

#### Indirect Costs

Administrative costs are recorded in the general fund as indirect costs and allocated to the special revenue funds in accordance with the approved cost allocation plan, based upon a provisional rate approved by the over-site grantor agency. The 2009 indirect costs were allocated at a provisional rate of 56.64% of direct labor dollars, including fringe benefits. The actual indirect cost rate was 56.391%. Per the agreement with ODOT, the provisional rate was adjusted to actual and the adjustment is reflected in the financial statements.

### **NOTE 5 CONTINGENCIES**

The use of direct federal grant funds and state administered federal grant funds is subject to review and audit by the grantor agencies. Such audits could lead to request for reimbursement to the grantor agency for expenditures disallowed under the terms of the grant. Based upon prior experience, management believes that MVRPC will not incur significant losses, if any, on possible grant disallowance.

### **NOTE 6 INTERFUND ACTIVITY**

As of June 30, 2009 there was an Interfund Receivable of \$257,870 in the General Fund and an Interfund Payable of \$257,870 in the Grant Fund which represents amounts for grants receivable at June 30, 2009 from various Federal and State grants.

During the year ended June 30, 2009 the General Fund transferred \$177,924 to the Grant Fund to provide local matching funds associated with federal grant programs.

### **NOTE 7 CASH AND INVESTMENTS**

#### Pooled Cash

The Commission's cash balances are held in the Montgomery County Treasury. Cash is held in a demand deposit account that is insured or collateralized by Federal Depository Insurance and by collateral held by a qualified third party trustee.

### **NOTE 8 DEFINED BENEFIT PENSION PLANS**

All of the Commission's full-time employees participate in a cost sharing, multiple employer defined benefit pension plan.

#### **Public Employees Retirement System (OPERS)**

All employees of the Commission, participate in the Ohio Public Employees Retirement System (OPERS), a cost sharing, multiple employer defined benefit pension plan.

A. Ohio Public Employees Retirement System (OPERS) administers three separate pension plans as described below:

1. The Traditional Pension Plan - a cost sharing, multiple-employer defined benefit pension plan.
2. The Member-Directed Plan - a defined contribution plan in which the member invests both member and employer contributions (employer contributions vest over five years at 20% per year). Under the Member-Directed Plan, members accumulate retirement assets equal to the value of member and (vested) employer contributions plus any investment earnings.
3. The Combined Plan - a cost sharing, multiple-employer defined benefit pension plan. Under the Combined Plan, OPERS invests employer contributions to provide a formula retirement benefit similar in nature to the Traditional Pension Plan benefit. Member contributions, the investment of which is self-directed by the members, accumulate retirement assets in a manner similar to the Member-Directed Plan.

## Miami Valley Regional Planning Commission

Notes to the Basic Financial Statements  
June 30, 2009

### **NOTE 8 DEFINED BENEFIT PENSION PLANS-(Continued)**

B. OPERS provides retirement, disability, survivor and death benefits and annual cost-of living adjustments to members of the Traditional Pension and Combined Plans. Members of the Member-Directed Plan do not qualify for ancillary benefits.

C. Authority to establish and amend benefits is provided in Chapter 145 of the Ohio Revised Code.

D. OPERS issues a stand-alone financial report. Interested parties may obtain a copy by writing to OPERS, 277 East Town Street, Columbus, OH 43215-4642, or by calling 614-222-5601 or 800-222-7377.

E. The Ohio Revised Code provides statutory authority for member and employer contributions. For 2008-09, member and employer contribution rates were consistent across all three plans. While members in the state and local divisions may participate in all three plans, law enforcement and public safety divisions exist only within the Traditional Pension Plan.

The 2008-09 member contribution rates were 10.0% for members in state and local classifications. Public safety and law enforcement members contributed 10.1%. The 2008-09 employer contribution rate for state and local employers was 14.00% of covered payroll.

The Commission's required contributions for the periods ended June 30, 2009, 2008, and 2007 were \$202,780, \$197,777, and \$181,033, respectively. In 2003, the Commission implemented a Fringe Benefit Pickup plan for the entire employee contribution for certain classes of employees. The Commission's contributions in 2009 under this plan were \$13,206.

### **NOTE 9 OTHER POST-EMPLOYMENT BENEFITS**

#### A. Plan Description

Ohio Public Employees Retirement System (OPERS) administers three separate pension plans: The Traditional Pension Plan—a cost-sharing, multiple-employer defined benefit pension plan; the Member-Directed Plan—a defined contribution plan; and the Combined Plan—a cost sharing, multiple-employer defined benefit pension plan that has elements of both a defined benefit and defined contribution plan.

OPERS maintains a cost-sharing multiple employer defined benefit post-employment healthcare plan, which includes a medical plan, prescription drug program and Medicare Part B premium reimbursement, to qualifying members of both the Traditional Pension and the Combined Plans. Members of the Member-Directed Plan do not qualify for ancillary benefits, including post-employment health care coverage.

In order to qualify for post-employment health care coverage, age-and-service retirees under the Traditional Pension and Combined Plans must have 10 or more years of qualifying Ohio service credit. Health care coverage for disability benefit recipients and qualified survivor benefit recipients is available. The health care coverage provided by OPERS meets the definition of an Other Post Employment Benefit (OPEB) as described in GASB Statement 45.

The Ohio Revised Code permits, but does not mandate, OPERS to provide OPEB benefits to its eligible members and beneficiaries. Authority to establish and amend benefits is provided in Chapter 145 of the Ohio Revised Code.

OPERS issues a stand-alone financial report. Interested parties may obtain a copy by writing OPERS, 277 East Town Street, Columbus OH 43215-4642, or by calling 614-222-5601 or 800-222-7377.

A portion of each employer's contribution to OPERS is set aside for the funding of post-employment health care. The portion of employer contributions, for all employers, allocated to health care was 7.00% from July 1 through December 31, 2008.

## Miami Valley Regional Planning Commission

Notes to the Basic Financial Statements  
June 30, 2009

### **NOTE 9 OTHER POST-EMPLOYMENT BENEFITS-(Continued)**

B. Summary of Assumptions:

**Actuarial Review** — The assumptions and calculations below were based on OPERS' latest actuarial review performed as of December 31, 2007.

**Funding Method** — The individual entry age actuarial cost method of valuation is used in determining the present value of OPEB. The difference between assumed and actual experience (actuarial gains and losses) becomes part of unfunded actuarial accrued liability.

**Assets Valuation Method** — All investments are carried at market value. For actuarial valuation purposes, a smoothed market approach is used. Under this approach, assets are adjusted to reflect 25% of unrealized market appreciation or depreciation on investment assets annually, not to exceed a 12% corridor.

**Investment Return** — The investment assumption rate for 2007 was 6.50%.

**Active Employee Total Payroll** — An annual increase of 4.00%, compounded annually, is the base portion of the individual pay increase assumption. This assumes no change in the number of active employees. In addition, annual pay increases over and above the 4.00% base increase, were assumed to range from 0.50% to 6.30%.

**Health Care** — Health care costs were assumed to increase at the projected wage inflation rate plus an additional factor ranging from .50% to 4% for the next 7 years. In subsequent years, (8 and beyond) health care costs were assumed to increase at 4% (the projected wage inflation rate).

D. OPEB is advance-funded on an actuarially determined basis. The following disclosures are required:

1. The Traditional Pension and Combined Plans had 363,503 active contributing participants as of December 31, 2008. The number of active contributing participants for both plans used in the December 31, 2007, actuarial valuation was 364,076.

2. The rates stated above are the actuarially determined contribution requirements for OPERS. The portion of the Commission's employer contributions that were used to fund post-employment benefits can be approximated by multiplying actual employer contributions for the period July 1 through December 31, 2008, by 0.50 for local government employers, which is approximately \$50,774.

3. The amount of \$12.8 billion represents the actuarial funding value of OPERS' net assets available for OPEB at December 31, 2007.

4. Based on the actuarial cost method used, the Actuarial Valuation as of December 31, 2007, reported the actuarially accrued liability and the unfunded actuarially accrued liability for OPEB at \$29.8 billion and \$17.0 billion, respectively.

E. OPERS Board of Trustees Implements its Health Care Preservation Plan

The Health Care Preservation Plan (HCPP) adopted by the OPERS Board of Trustees on September 9, 2004, was effective January 1, 2007. Member and employer contribution rates increased as of January 1, 2006, January 1, 2007 and January 1, 2008, which allowed additional funds to be allocated to the health care plan.

F. Funding Policy

The Ohio Revised Code provides the statutory authority requiring public employers to fund post retirement health care through their contributions to OPERS. A portion of each employer's contribution to OPERS is set aside for the funding of post retirement health care benefits.

**Miami Valley Regional Planning Commission**

Notes to the Basic Financial Statements  
June 30, 2009

**NOTE 9 OTHER POST-EMPLOYMENT BENEFITS-(Continued)**

Employer contribution rates are expressed as a percentage of the covered payroll of active members. In 2008-09, state and local employers contributed at a rate of 14.00% of covered payroll. The Ohio Revised Code currently limits the employer contribution to a rate not to exceed 14.0% of covered payroll for state and local employer units. Active members do not make contributions to the OPEB Plan.

OPERS' Post Employment Health Care plan was established under, and is administrated in accordance with, Internal Revenue Code 401(h). Each year, the OPERS Retirement Board determines the portion of the employer contribution rate that will be set aside for funding of post employment health care benefits. For 2008, the employer contribution allocated to the health care plan was 7.0% of covered payroll. The OPERS Retirement Board is also authorized to establish rules for the payment of a portion of the health care benefits provided, by the retiree or their surviving beneficiaries. Payment amounts vary depending on the number of covered dependents and the coverage selected.

**NOTE 10 CAPITAL ASSETS**

	Balances at 6/30/0008	Additions	Deletions	Balances at 6/30/0009
<u>Capital Assets</u>				
Furniture and Fixtures	\$69,153	-	-	\$69,153
Equipment	309,476	\$24,929	\$(53,142)	281,262
Leasehold Improvements	68,556	-	-	68,556
Total Capital Assets	447,185	24,929	(53,142)	418,971
<u>Accumulated Depreciation</u>				
Furniture and Fixtures	41,710	36,226	-	77,936
Equipment	239,084	9,879	(52,291)	196,673
Leasehold Improvements	34,278	13,711	-	47,989
Total Accumulated Depreciation	315,073	59,816	(52,291)	322,598
Total Capital Assets, net	<u>\$132,112</u>	<u>\$(34,888)</u>	<u>\$(852)</u>	<u>\$96,373</u>

Depreciation was charged to the governmental functions as follows:

General Government    \$59,816

**NOTE 11 LONG TERM OBLIGATIONS**

The following is a summary of long-term obligations for the year ended June 30, 2009:

	<u>Outstanding 06/30/2008</u>	<u>Increases</u>	<u>Decreases</u>	<u>Outstanding 06/30/2009</u>	<u>Amount Due Within One Year</u>
<b>Compensated absences</b>	\$129,573	\$147,739	\$149,164	\$128,148	\$19,625
<b>Early retirement Incentive Plan</b>	139,463	-	139,463	-	-
<b>Capital Lease</b>	8,292	-	2,981	5,311	3,134
<b>Total Long Term Obligations</b>	<u>\$277,328</u>	<u>\$147,739</u>	<u>\$291,608</u>	<u>\$133,459</u>	<u>\$22,759</u>

Obligations will be paid from the fund from which the employees' salaries are paid.

**Miami Valley Regional Planning Commission**

Notes to the Basic Financial Statements  
June 30, 2009

**NOTE 12 PROPERTY AND INSURANCE**

The Commission is exposed to various risk of loss related to torts, theft of, damage to, and destruction of assets, errors and omissions, injuries to employees, and natural disasters. During fiscal year 2009, the Commission contracted with The Hartford Insurance Company and National Union Fire Insurance Company for the following insurance coverage:

Business personal property	\$ 836,800
Computer equipment	200,000
Comprehensive general liability	4,000,000
Valuable papers	200,000
Business auto coverage	2,000,000
Public officials & employee liability	1,000,000

Settled claims have not exceeded this commercial coverage in any of the past three years, and there has been no significant reduction in coverage from the past fiscal year.

**Miami Valley Regional Planning Commission**

**Governmental Funds Statement of Revenues, Expenditures and  
Changes in Fund Balances - Budget and Actual - General Fund**

**For the Year Ended June 30, 2009**

	Original Budget	Final Budget	Actual	Variance Positive (Negative)
Revenues:				
Grantor Agency	\$ 157,541	\$ 103,135	\$ 109,724	\$ 6,589
Other	56,400	46,400	12,781	(33,619)
Membership Dues	477,768	479,109	479,692	583
Total Revenues	<u>\$ 691,709</u>	<u>\$ 628,644</u>	<u>\$ 602,197</u>	<u>\$ (26,447)</u>
Expenditures:				
Personnel	\$ 1,423,954	\$ 1,400,239	\$ 1,315,083	\$ 85,156
Contractual	331,303	277,082	78,747	198,335
Other	462,175	442,852	311,346	131,506
Indirect Costs	77,274	77,313	33,518	43,795
Capital Outlays	42,700	36,000	24,929	11,071
Total Expenditures	<u>\$ 2,337,406</u>	<u>\$ 2,233,486</u>	<u>\$ 1,763,623</u>	<u>\$ 469,863</u>
Excess of Expenditures Over Revenues	<u>(1,645,697)</u>	<u>(1,604,842)</u>	<u>(1,161,426)</u>	<u>443,416</u>
Other Financing Sources (Uses):				
Transfers-Out	\$ 44,653	\$ 121,005	\$ (177,924)	\$ (298,929)
Cost Allocation Plan Recoveries	1,778,173	1,696,308	1,584,454	(111,854)
Total Other Financing Sources	<u>1,822,826</u>	<u>1,817,313</u>	<u>1,406,530</u>	<u>(\$ 410,783)</u>
Change in Fund Balances	\$ 177,129	\$ 212,471	\$ 245,104	\$ 32,633
Fund Balance, July 1	<u>2,431,627</u>	<u>2,431,627</u>	<u>2,431,627</u>	<u>-</u>
Fund Balance, June 30	<u><u>\$ 2,608,756</u></u>	<u><u>\$ 2,644,098</u></u>	<u><u>\$ 2,676,731</u></u>	<u><u>\$ 32,633</u></u>

**Miami Valley Regional Planning Commission**

**Governmental Funds Statement of Revenues, Expenditures and  
Changes in Fund Balances - Budget and Actual - Grant Fund**

**For the Year Ended June 30, 2009**

	Original Budget	Final Budget	Actual	Variance Positive (Negative)
Revenues:				
Grantor Agency	\$ 2,913,449	\$ 2,596,622	\$ 2,369,767	\$ (226,855)
Other	169,032	170,508	163,180	(7,328)
Total Revenues	<u>\$ 3,082,481</u>	<u>\$ 2,767,130</u>	<u>\$ 2,532,947</u>	<u>\$ (234,183)</u>
Expenditures:				
Personnel	\$ 1,537,875	\$ 1,479,586	\$ 1,382,364	\$ 97,222
Contractual	518,493	276,160	266,553	9,607
Other	326,655	309,086	282,426	26,660
Indirect Costs	831,933	774,333	779,528	(5,195)
Total Expenditures	<u>\$ 3,214,956</u>	<u>\$ 2,839,165</u>	<u>\$ 2,710,871</u>	<u>\$ 128,294</u>
Excess of Expenditures Over Revenues	<u>(132,475)</u>	<u>(72,035)</u>	<u>(177,924)</u>	<u>(105,889)</u>
Other Financing Sources (Uses):				
Transfers-In	-	\$ 72,035	\$ 177,924	\$ 105,889
Transfers-Out	<u>\$ 132,475</u>	-	-	-
Total Other Financing Sources	<u>\$ 132,475</u>	<u>\$ 72,035</u>	<u>\$ 177,924</u>	<u>\$ 105,889</u>
Change in Fund Balances	-	-	-	-
Fund Balance, July 1	-	-	-	-
Fund Balance, June 30	<u><u>\$ -</u></u>	<u><u>\$ -</u></u>	<u><u>\$ -</u></u>	<u><u>\$ -</u></u>

**Miami Valley Regional Planning Commission**

**Schedule of General Capital Assets**

**June 30, 2009**

Capital Assets	
Furniture and Fixtures	\$ 69,153
Equipment	281,262
Leasehold Improvements	<u>68,556</u>
Total Capital Assets	418,971
Less: Accumulated Depreciation	<u>(322,598)</u>
Total Capital Assets, net	<u><u>\$ 96,373</u></u>

Investment in Capital Assets	
General Fund	\$ 351,373
Special Revenue Funds	<u>67,598</u>
Total Investment in Capital Assets	418,971
Less: Accumulated Depreciation	<u>(322,598)</u>
Total Investment in Capital Assets, net	<u><u>\$ 96,373</u></u>



**Miami Valley Regional Planning Commission**

**Schedule of Fringe Benefit Cost Pool Charges, Rate Base, Final  
Rate Computation and Current Year's Recovery Comparison**

**For the Year Ended June 30, 2009**

**Fringe Benefit Cost Pool Charges:**

Public Employees Retirement System Contributions	\$ 202,780
Health Insurance Premiums	181,134
Life Insurance Premiums	1,856
Workers' Compensation Premiums	(3,356)
Unemployment Insurance	3,502
F.I.C.A. (Medicare) Expenses	19,313
Sick Leave Pay	40,999
Holiday Pay	56,197
Vacation, Personal and Other Leave	106,036
OPERS-ERIP	139,463
Employee parking	23,484
Total Fringe Benefit Cost Pool Charges	<u>\$ 771,408</u>

**Fringe Benefit Cost Rate Base:**

Salaries	<u>\$ 1,152,923</u>
----------	---------------------

**Final Fringe Benefit Cost Rate Computation:**

Total Fringe Benefit Cost Pool Charges	<u>\$ 771,408</u>
Divided By: Total Fringe Benefit Cost Rate Base	<u>1,152,923</u>
Equals - Final Fringe Benefit Cost Rate	<u>66.909%</u>

**Current Year's Cost Recovery Comparison:**

Fringe Benefit Costs Recovered @ provisional rate of 70.95%	\$ 817,999
Fringe Benefits Over Recovered using Provisional Rate	<u>(46,591)</u>
Fringe Benefit Costs Recovered @ final rate of 66.909%	771,408
Total Fringe Benefit Cost Pool Charges	<u>771,408</u>
Final Over (Under) Recovered Costs	<u>\$ -</u>

**Miami Valley Regional Planning Commission**

**Schedule of Indirect Cost Pool Charges, Rate Base, Final Rate  
Computation and Current Year's Recovery Comparison**

**For the Year Ended June 30, 2009**

**Indirect Cost Pool Charges:**

Salaries	\$ 289,096
Allocated Fringe Benefits (66.909%)	193,431
Contractual Services	79,564
Communication and Supplies	24,317
Rents and Rentals	144,844
Utilities	22,729
Travel	2,942
Maintenance and Repairs	8,847
Other Costs	216
Allowance for Depreciation	47,942
Total Indirect Costs	<u>\$ 813,928</u>

**Indirect Cost Rate Base:**

Direct Salaries	\$ 863,826
Allocated Fringe Benefits 66.909%	577,976
Total Indirect Cost Rate Base	<u>\$ 1,441,802</u>

**Final Indirect Cost Rate Computation:**

Total Indirect Cost Pool Charges	\$ 813,928
Divided By: Total Indirect Cost Rate Base	<u>1,441,802</u>
Equals - Final Indirect Cost Rate	<u>56.452%</u>

**Current Year's Cost Recovery Comparison:**

Indirect Cost Recovered @ Provisional Rates 70.95% / 56.64%	
Direct Salaries	\$ 863,826
Direct FB @ provisional rate 70.95%	612,885
Provision rate base	1,476,711
Recovery using Provision rate base	836,409
Over (Under) recovered @ provisional basis	<u>\$ 22,481</u>

Indirect Cost Recovered @ Provisional Rates 70.95%/ 56.64%	
Direct Salaries	\$ 863,826
Direct FB @ actual rate 66.909%	577,976
Provision rate base	1,441,802
Recovery using actual rate base @ 56.3909%	813,046
Over (Under) recovered @ actual basis	<u>\$ (882)</u>
(due to \$882 posting correction after final rates were determined)	

**Miami Valley Regional Planning Commission**  
**Schedule of Costs for Federal Highway Administration and Ohio Department of Transportation by Work Element**  
**Year Ended June 30, 2009**

Work Element	Project Description	Personnel	Fringe Benefits	Contractual	Other	Indirect costs	Total
601	Air Qlty/Access Control	\$ 972	\$ 650		\$ 66	\$ 915	\$ 2,603
	Air Qlty/Access Control FY09	17,127	11,459		549	16,120	45,255
	Fed & St. Legislation & Regs	2,887	1,932		8	2,717	7,544
	Safety Study FY 2007	2,420	1,619		406	2,278	6,723
	Safety Study FY08	4,840	3,239		438	4,556	13,073
	Safety Study FY09	11,950	7,995		(346)	11,247	30,846
	Transit & HS Trans FY09	20,570	13,763		(393)	19,361	53,301
	Transit & Human Services Trans	7,229	4,837		488	6,804	19,358
	Urban Freight & Rail	341	228			321	890
	601 Total		68,336	45,722	-	1,216	64,319
602	Assist. In MISEIJS-IMS Stu	24,504	16,396		1,108	23,064	65,072
	TIP Project Management	2,965	1,984			2,790	7,739
	TIP Project Management FY09	31,747	21,241		376	29,880	83,244
	TIP SFY 08-11 & Admendments	46,522	31,128		96	43,788	121,534
	602 Total		105,738	70,749	-	1,580	99,522
605	GIS Support	178,529	119,452		2,743	168,034	468,758
	Regional GIS	1,066	713		1,031	1,004	3,814
	Transportation Databases	6,543	4,378		441	6,159	17,521
	Transportation Databases FY09	62,785	42,008		5,921	59,094	169,808
	605 Total		248,923	166,551	-	10,136	234,291
610	Land Use - STP 2009	932	623			877	2,432
	Landuse - STP	42,231	28,256			39,748	110,235
	LRP Suppl & Land Use	30,149	20,173		1,546	28,377	80,245
	LRP Executive Summary	13,146	8,796		5,487	12,373	39,802
	LRP Supplemental Research	6,435	4,306		434	6,057	17,232
	LRP Update	4,986	3,336		336	4,693	13,351
	LRP Update FY09	71,062	47,547		1,455	66,884	186,948
	610 Total		168,941	113,037	-	9,258	159,009
625	Public Involve & MR FY09	19,099	12,779	\$ 12,197	15,114	17,976	77,165
	Public Involvement & Media Rel	5,913	3,956		485	5,565	15,919
	Public Service	5,893	3,943		252	5,546	15,634
	625 Total		30,905	20,678	12,197	15,851	29,087
665.11	Senior Trans Serv Mot Co 08	5,416	3,624	12,749	(3,026)		18,763
	Senior Trans Serv Mot Co 09	4,412	2,952	11,176	103		18,643
665.12	Senior Trans Serv GDRTA			2,640	3,454	9,250	15,344
665.14	Senior Trans Svc - GDAHA FY08			1,230			1,230
665 Total		9,828	6,576	27,795	531	9,250	53,980
667.1	Rideshare	35,041	23,446	14,700	104,100	32,981	210,268
	Rideshare - FY08	5,266	3,524	67	15,080	4,957	28,894
	Vanpool Admin.			38,283	2		38,285
	Vanpool Admin. - FY08	1,878	1,257		130	1,768	5,033
	WPAFB Project Support				4,202		4,202
667.2	Air Quality Awareness Program				2,083		2,083
	AQ Awareness Prog. - FY08	4,507	3,016		53,608	4,242	65,373
	AQ Awareness Prog. FY09	20,138	13,474	12,500	54,911	18,954	119,977
667.3	Enhanced AQ Forecasting			76,091	7,095		83,186
	Alternative Transportation	16,845	11,271		597	15,855	44,568
	Alternative Transportation	4,373	2,926	1,800	5,891	4,116	19,106
	Comp Regional Bikeway Plan	16,852	11,276	91,306	(769)	15,862	134,527
	Reg. Cooperative Effort FY09	33,154	22,183		329	31,205	86,871
	Regional Coop. Effort - FY08	8,318	5,565		10	7,829	21,722
	Walkable Comm. Handbook/web				156		156
667 Total		146,372	97,938	234,747	247,425	137,769	864,251
674.12	Public Transit Admin - FTA	15,854	10,608		23	14,922	41,407
695	Transportation Prog Admin FY09	31,855	21,314		708	29,982	83,859
697	Trans Annual Report	3,005	2,010	19,610	421	2,828	27,874
Grand Totals		\$ 829,757	\$ 555,183	\$ 294,349	\$ 287,149	\$ 780,979	\$ 2,747,417

Miami Valley Regional Planning Commission

Officers and Executive Committee  
as of June 30, 2009

**MVRPC Officers:**

<u>Name</u>	<u>Organization</u>	<u>Title</u>
Donald Patterson, Jr., Chair	<a href="#">Kettering</a>	Mayor
John Faulkner, First Vice-Chair	<a href="#">Xenia Twp.</a>	Trustee
Michael Beamish, Second Vice-Chair	<a href="#">Troy</a>	Mayor

**Executive Committee Members:**

<u>Name</u>	<u>Organization</u>	<u>Title</u>
Alan Anderson	<a href="#">Greene County</a>	Commissioner
Richard Church	<a href="#">Miamisburg</a>	Mayor
Dan Foley	<a href="#">Montgomery County</a>	Commissioner
Carol Graff	<a href="#">Beavercreek Twp.</a>	Trustee
Arthur Haddad	<a href="#">Troy Chamber of Commerce</a>	Chairman
Rap Hankins	<a href="#">Trotwood</a>	Council Member
Terry Haworth	<a href="#">Darke County</a>	Commissioner
Phyllis Howard	<a href="#">Beavercreek</a>	Council Member
Matt Joseph	<a href="#">Dayton</a>	Commissioner
Phil Parker	<a href="#">Dayton Area Chamber of Commerce</a>	President and CEO
Gerald Peters	<a href="#">Perry Twp.</a>	Trustee
David Reid	<a href="#">Greene County Transit Board</a>	Vice-Chairperson
Harold Robinson	<a href="#">West Carrollton</a>	Council Member
Robert Shook	<a href="#">Concord Twp.</a>	Trustee
William Vogt	<a href="#">Piqua</a>	City Commissioner
David Wesler	<a href="#">Preble County</a>	Commissioner
B. Ronald Widener	<a href="#">Miami County</a>	Commissioner
Karen Wintrow	<a href="#">Yellow Springs</a>	Council Member

**Miami Valley Regional Planning Commission  
Schedule of Expenditures of Federal Awards  
Year Ended June 30, 2009**

<u>Pass-Through Grantor/ Program Title</u>	<u>Grant Number or Description</u>	<u>Federal CFDA Number</u>	<u>Federal Expenditures</u>
<b><u>U. S. Environmental Protection Agency</u></b>			
<b>Pass-Through, Ohio Environmental Protection Agency</b>			
Water Quality Management Planning	604(b)	66.454	\$ 21,639
Total Environmental Protection Agency			\$ 21,639
<b><u>U. S. Department of Transportation</u></b>			
<b>Pass-Through, Ohio Department of Transportation</b>			
Highway Planning and Construction	Consolidated Planning FY 2007	20.205	\$ (180)
	Consolidated Planning FY 2008	20.205	74,854
	Consolidated Planning FY 2009	20.205	1,092,941
	Rideshare FY 2007	20.205	38,672
	Rideshare FY 2008	20.205	33,926
	Rideshare FY 2009	20.205	209,881
	Alternative Trans & Air Qlt Aware FY 2007	20.205	9,597
	Alternative Trans & Air Qlt Aware FY 2008	20.205	76,964
	Alternative Trans & Air Qlt Aware FY 2009	20.205	246,521
	Additional Air Qlty Enhancement	20.205	1,093
	Supplemental Planning	20.205	412,217
	Landuse Transp. Plans	20.205	110,235
Total Highway Planning and Construction			\$ 2,306,721
Public Transit Human Services Trans. Plan	Job Access and Reverse Commute	20.516	\$ 25,403
	New Freedom	20.521	16,004
Total Public Transit Human Services Trans. Plan			\$ 41,407
Total Department of Transportation			\$ 2,348,128
Total Expenditures of Federal Awards			\$ 2,369,767

Note: This Schedule of Expenditures of Federal Awards was prepared using the accrual basis method of accounting.

Rockefeller Building  
614 W Superior Ave Ste 1242  
Cleveland, OH 44113-1306  
Office phone - (216) 575-1630  
Fax - (216) 436-2411

***Charles E. Harris & Associates, Inc.***  
***Certified Public Accountants***

---

REPORT ON INTERNAL CONTROL OVER FINANCIAL REPORTING AND ON  
COMPLIANCE AND OTHER MATTERS BASED ON AN AUDIT OF FINANCIAL  
STATEMENTS REQUIRED BY *GOVERNMENT AUDITING STANDARDS*

Miami Valley Regional Planning Commission  
Montgomery County  
One South Main Street  
Dayton, Ohio 45402

To the Members of the Board of Directors:

We have audited the financial statements of the governmental activities and each major fund of the Miami Valley Regional Planning Commission, Montgomery County, Ohio (MVRPC) as of and for the year ended June 30, 2009, which collectively comprise the MVRPC's basic financial statements as listed in the table of contents, and have issued our report thereon dated December 18, 2009. We conducted our audit in accordance with auditing standards generally accepted in the United States of America and standards applicable to financial audits contained in *Government Auditing Standards*, issued by the Comptroller General of the United States.

Internal Controls Over Financial Reporting

In planning and performing our audit, we considered the MVRPC's internal control over financial reporting as a basis for designing our auditing procedures for the purpose of expressing our opinions on the financial statements, but not for the purpose of expressing an opinion on the effectiveness of the MVRPC's internal control over financial reporting. Accordingly, we do not express an opinion on the effectiveness of the MVRPC's internal control over financial reporting.

A control deficiency exists when the design or operation of a control does not allow management or employees, in the normal course of performing their assigned functions, to prevent or detect misstatements on a timely basis. A significant deficiency is a control deficiency, or combination of control deficiencies, that adversely affects the MVRPC's ability to initiate, authorize, record, process, or report financial data reliably in accordance with generally accepted accounting principles such that there is more than a remote likelihood that a misstatement of the MVRPC's financial statements that is more than inconsequential will not be prevented or detected by the MVRPC's internal control.


A material weakness is a significant deficiency, or combination of significant deficiencies, that results in more than a remote likelihood that a material misstatement of the financial statements will not be prevented or detected by the MVRPC's internal control.

Our consideration of internal control over financial reporting was for the limited purpose described in the first paragraph of this section and would not necessarily identify all deficiencies in internal control that might be significant deficiencies or material weaknesses. We did not identify any deficiencies in internal control over financial reporting that we consider to be material weaknesses, as defined above.

## Compliance and Other Matters

As part of obtaining reasonable assurance about whether the MVRPC's financial statements are free of material misstatement, we performed tests of its compliance with certain provisions of laws, regulations, contracts, grant agreements and other matters, noncompliance with which could have a direct and material effect on the determination of financial statement amounts. However, providing an opinion on compliance with those provisions was not an objective of our audit and, accordingly, we do not express such an opinion. The results of our tests disclosed no instances of noncompliance or other matters that are required to be reported under *Government Auditing Standards*.

This report is intended solely for the information and use of the audit committee, management, the Board of Directors, and federal awarding agencies and pass-through entities and is not intended to be and should not be used by anyone other than these specified parties.

A handwritten signature in black ink that reads "Charles E. Harris" followed by a stylized flourish.

***Charles E. Harris and Associates, Inc.***

December 18, 2009

REPORT ON COMPLIANCE WITH REQUIREMENTS APPLICABLE TO  
EACH MAJOR PROGRAM AND ON INTERNAL CONTROL OVER COMPLIANCE  
IN ACCORDANCE WITH OMB CIRCULAR A-133

Miami Valley Regional Planning Commission  
Montgomery County  
One South Main Street  
Dayton, Ohio 45402

To the Members of the Board of Directors:

Compliance

We have audited the compliance of the Miami Valley Regional Planning Commission (MVRPC) with the types of compliance requirements described in *U.S. Office of Management and Budget (OMB) Circular A-133 Compliance Supplement* that are applicable to its major federal program for the year ended June 30, 2009. The MVRPC's major federal program is identified in the summary of auditor's results section of the accompanying schedule of findings and questioned costs. Compliance with the requirements of laws, regulations, contracts and grants applicable to its major federal program is the responsibility of the MVRPC's management. Our responsibility is to express an opinion on the MVRPC's compliance based on our audit.

We conducted our audit of compliance in accordance with auditing standards generally accepted in the United States of America; the standards applicable to financial audits contained in *Government Auditing Standards*, issued by the Comptroller General of the United States; and *OMB Circular A-133, Audits of States, Local Governments, and Non-Profit Organizations*. Those standards and *OMB Circular A-133* require that we plan and perform the audit to obtain reasonable assurance about whether noncompliance with the types of compliance requirements referred to above that could have a direct and material effect on a major federal program occurred. An audit includes examining, on a test basis, evidence about the MVRPC's compliance with those requirements and performing such other procedures as we considered necessary in the circumstances. We believe that our audit provides a reasonable basis for our opinion. Our audit does not provide a legal determination on the MVRPC's compliance with those requirements.

In our opinion, the MVRPC complied, in all material respects, with the requirements referred to above that are applicable to its major federal program for the year ended June 30, 2009.

Internal Control Over Compliance

The management of the MVRPC is responsible for establishing and maintaining effective internal control over compliance with requirements of laws, regulations, contracts and grants applicable to federal programs. In planning and performing our audit, we considered the MVRPC's internal control over compliance with requirements that could have a direct and material effect on a major federal program in order to determine our auditing procedures for the purpose of expressing our opinion on compliance, but not for the purpose of expressing an opinion on the effectiveness of the MVRPC's internal control over compliance. Accordingly, we do not express an opinion on the effectiveness of the MVRPC's internal control over compliance.




A control deficiency in internal control over compliance exists when the design or operation of a control does not allow management or employees, when performing their assigned functions, to prevent or detect noncompliance with a federal program compliance requirement on a timely basis. A significant deficiency is a control deficiency, or a combination of control deficiencies, that adversely affects the MVRPC's ability to administer a federal program such that there is more than a remote likelihood that the MVRPC's internal control will not prevent or detect more-than-inconsequential noncompliance with a federal program compliance requirement.

A material weakness is a significant deficiency, or combination of significant deficiencies, that results in more than a remote likelihood that the MVRPC's internal control will not prevent or detect material noncompliance with a federal program's compliance requirements.

Our consideration of the internal control over compliance was for limited purpose described in the first paragraph of this section and would not necessarily identify all deficiencies in internal control that might be significant deficiencies or material weaknesses. We did not identify any deficiencies in internal control over compliance that we consider to be material weaknesses, as defined above.

This report is intended for the information and use of the audit committee, management, the Board of Directors, and federal awarding agencies and pass-through entities, and is not intended to be and should not be used by anyone other than these specified parties.

A handwritten signature in black ink that reads "Charles E. Harris" followed by a stylized flourish.

*Charles E. Harris & Associates, Inc.*  
December 18, 2009

**SCHEDULE OF FINDINGS AND QUESTIONED COSTS  
OMB CIRCULAR A-133 SECTION .505**

**MIAMI VALLEY REGIONAL PLANNING COMMISSION  
MONTGOMERY COUNTY**

June 30, 2009

**1. SUMMARY OF AUDITOR'S RESULTS**

(d)(1)(i)	<i>Type of Financial Statement Opinion</i>	Unqualified
(d)(1)(ii)	<i>Were there any material control weaknesses reported at the financial statement level (GAGAS)?</i>	No
(d)(1)(ii)	<i>Were there any other significant control deficiencies reported at the financial statement level (GAGAS)?</i>	No
(d)(1)(iii)	<i>Was there any reported material non-compliance at the financial statement level (GAGAS)?</i>	No
(d)(1)(iv)	<i>Were there any material internal control weaknesses reported for major federal programs?</i>	No
(d)(1)(iv)	<i>Were there any other significant control deficiencies reported for major federal programs?</i>	No
(d)(1)(v)	<i>Type of Major Programs' Compliance Opinion</i>	Unqualified
(d)(1)(vi)	<i>Are there any reportable findings under Section .510</i>	No
(d)(1)(vii)	<i>Major Programs:</i>	CFDA #20.205 Highway Planning and Construction
(d)(1)(viii)	<i>Dollar Threshold: Type A/B Programs</i>	\$300,000
(d)(1)(ix)	<i>Low Risk Auditee?</i>	Yes

**SCHEDULE OF FINDINGS AND QUESTIONED COSTS - (continued)**  
**OMB CIRCULAR A-133 SECTION .505**

**MIAMI VALLEY REGIONAL PLANNING COMMISSION**  
**MONTGOMERY COUNTY**  
**June 30, 2009**

**2. FINDINGS RELATED TO THE FINANCIAL STATEMENTS  
REQUIRED TO BE REPORTED IN ACCORDANCE WITH GAGAS**

None.

**3. FINDINGS AND QUESTIONED COSTS FOR FEDERAL AWARDS**

None.

SCHEDULE OF PRIOR AUDIT FINDINGS

The prior audit report, for the year ended June 30, 2008, reported no material citations or recommendations.



**Mary Taylor, CPA**  
Auditor of State

**MIAMI VALLEY REGIONAL PLANNING COMMISSION**

**MONTGOMERY COUNTY**

**CLERK'S CERTIFICATION**

This is a true and correct copy of the report which is required to be filed in the Office of the Auditor of State pursuant to Section 117.26, Revised Code, and which is filed in Columbus, Ohio.

*Susan Babbitt*

**CLERK OF THE BUREAU**

**CERTIFIED  
APRIL 8, 2010**