

**James A. Garfield  
Local School District**  
*Audited Financial Statements*

*June 30, 2011*





# Dave Yost • Auditor of State

Board of Education  
James A. Garfield Local School District  
10235 State Route 88  
Garrettsville, Ohio 44231

We have reviewed the *Independent Auditor's Report* of the James A. Garfield Local School District, Portage County, prepared by Rea & Associates, Inc., for the audit period July 1, 2010 through June 30, 2011. Based upon this review, we have accepted these reports in lieu of the audit required by Section 117.11, Revised Code. The Auditor of State did not audit the accompanying financial statements and, accordingly, we are unable to express, and do not express an opinion on them.

Our review was made in reference to the applicable sections of legislative criteria, as reflected by the Ohio Constitution, and the Revised Code, policies, procedures and guidelines of the Auditor of State, regulations and grant requirements. The James A. Garfield Local School District is responsible for compliance with these laws and regulations.

A handwritten signature in cursive script that reads "Dave Yost".

Dave Yost  
Auditor of State

December 19, 2011

**This page intentionally left blank.**

**JAMES A. GARFIELD LOCAL SCHOOL DISTRICT  
PORTAGE COUNTY, OHIO**

BASIC FINANCIAL STATEMENTS  
FOR THE FISCAL YEAR ENDED JUNE 30, 2011

TABLE OF CONTENTS

Independent Auditor’s Report .....	1 - 2
Management’s Discussion and Analysis .....	3 - 12
Basic Financial Statements:	
Government-Wide Financial Statements:	
Statement of Net Assets .....	13
Statement of Activities .....	14
Fund Financial Statements:	
Balance Sheet - Governmental Funds .....	15
Reconciliation of Total Governmental Fund Balances to Net Assets of Governmental Activities .....	16
Statement of Revenues, Expenditures and Changes in Fund Balances - Governmental Funds.....	17
Reconciliation of the Statement of Revenues, Expenditures and Changes in Fund Balances of Governmental Funds to the Statement of Activities .....	18
Statement of Revenues, Expenditures and Changes in Fund Balance - Budget and Actual (Non-GAAP Budgetary Basis) - General Fund .....	19
Statement of Fiduciary Assets and Liabilities - Fiduciary Funds .....	20
Notes to the Basic Financial Statements.....	21 - 48
Independent Auditor’s Report on Internal Control over Financial Reporting and on Compliance and Other Matters Based on an Audit of Financial Statements Performed in Accordance with Government Auditing Standards.....	49 - 50
Independent Auditor’s Report on Compliance with Requirements that Could Have a Direct and Material Effect on Each Major Program and Internal Control Over Compliance in Accordance with OMB Circular A-133.....	51 - 52
Schedule of Receipts and Expenditures of Federal Awards – Cash Basis.....	53
Notes to the Schedule of Receipts and Expenditures of Federal Awards – Cash Basis.....	54
Schedule of Findings and Questioned Costs.....	55
Independent Accountant’s Report on Applying Agreed-Upon Procedure.....	56

**This page intentionally left blank.**



# Rea & Associates, Inc.

ACCOUNTANTS AND BUSINESS CONSULTANTS

*Focused on Your Future.*

October 24, 2011

The Board of Education  
James A. Garfield Local School District  
10235 SR 88  
Garrettsville, Ohio 44231

## INDEPENDENT AUDITOR'S REPORT

We have audited the accompanying financial statements of the governmental activities, each major fund, and the aggregate remaining fund information of James A. Garfield Local School District, Portage County, Ohio (the District), as of and for the year ended June 30, 2011, which collectively comprise the District's basic financial statements as listed in the table of contents. These financial statements are the responsibility of the District's management. Our responsibility is to express opinions on these financial statements based on our audit.

We conducted our audit in accordance with auditing standards generally accepted in the United States of America and the standards applicable to financial audits contained in the Comptroller General of the United States' *Government Auditing Standards*. Those standards require that we plan and perform the audit to reasonably assure whether the financial statements are free of material misstatement. An audit includes examining, on a test basis, evidence supporting the amounts and disclosures in the financial statements. An audit also includes assessing the accounting principles used and significant estimates made by management, as well as evaluating the overall financial statement presentation. We believe our audit provides a reasonable basis for our opinions.

In our opinion, the financial statements referred to above present fairly, in all material respects, the respective financial position of the governmental activities, each major fund, and the aggregate remaining fund information of James A. Garfield Local School District, Portage County, Ohio, as of June 30, 2011, and the respective changes in financial position, and the budgetary comparison for the General Fund for the year then ended in conformity with accounting principles generally accepted in the United States of America.

In accordance with *Government Auditing Standards*, we have also issued our report dated October 24, 2011, on our consideration of the District's internal control over financial reporting and our tests of its compliance with certain provisions of laws, regulations, contracts and grant agreements and other matters. While we did not opine on the internal control over financial reporting or on compliance, that report describes the scope of our testing of internal control over financial reporting and compliance and the results of that testing. That report is an integral part of an audit performed in accordance with *Government Auditing Standards* and should be considered in assessing the results of our audit.

Management's Discussion and Analysis on pages 3 through 12 is not a required part of the basic financial statements but is supplementary information accounting principles generally accepted in the United States of America requires. We have applied certain limited procedures, consisting principally of inquiries of management regarding the methods of measuring and presenting the required supplementary information. However, we did not audit the information and express no opinion on it.

Our audit was conducted for the purpose of forming opinions on the financial statements that collectively comprise the District's basic financial statements. The accompanying schedule of expenditures of federal awards is presented for purposes of additional analysis as required by U.S. Office of Management and Budget Circular A-133, *Audits of States, Local Governments, and Non-Profit Organizations*, and is not a required part of the basic financial statements. Such information has been subjected to the auditing procedures applied in the audit of the basic financial statements and, in our opinion, is fairly stated, in all material respects, in relation to the basic financial statements taken as a whole.

*Hea & Associates, Inc.*



**JAMES A. GARFIELD LOCAL SCHOOL DISTRICT  
PORTAGE COUNTY, OHIO**

**MANAGEMENT'S DISCUSSION AND ANALYSIS  
FOR THE FISCAL YEAR ENDED JUNE 30, 2011**

The management's discussion and analysis of the James A. Garfield Local School District's (the "District") financial performance provides an overall review of the District's financial activities for the fiscal year ended June 30, 2011. The intent of this discussion and analysis is to look at the District's financial performance as a whole; readers should also review the basic financial statements and the notes to the basic financial statements to enhance their understanding of the District's financial performance.

**Financial Highlights**

Key financial highlights for 2011 are as follows:

- In total, net assets of governmental activities decreased \$36,650 which represents a 0.76% decrease from 2010.
- General revenues accounted for \$9,973,451 in revenue or 72.21% of all revenues. Program specific revenues in the form of charges for services and sales, grants and contributions accounted for \$3,838,378 or 27.79% of total revenues of \$13,811,829.
- The District had \$13,848,479 in expenses related to governmental activities; \$3,838,378 of these expenses was offset by program specific charges for services, grants or contributions. General revenues supporting governmental activities (primarily taxes and unrestricted grants and entitlements) of \$9,973,451 were not adequate to provide for these programs.
- The District's major governmental fund is the general fund. The general fund had \$11,174,714 in revenues and other financing sources and \$11,517,549 in expenditures. During fiscal year 2011, the general fund's fund balance decreased \$342,835 from a restated balance of \$2,513,200 to \$2,170,365.

**Using these Basic Financial Statements**

This annual report consists of a series of financial statements and notes to those statements. These statements are organized so the reader can understand the District as a financial whole, an entire operating entity. The statements then proceed to provide an increasingly detailed look at specific financial activities.

The statement of net assets and statement of activities provide information about the activities of the whole District, presenting both an aggregate view of the District's finances and a longer-term view of those finances. Fund financial statements provide the next level of detail. For governmental funds, these statements tell how services were financed in the short-term as well as what remains for future spending. The fund financial statements also look at the District's most significant funds with all other nonmajor funds presented in total in one column. In the case of the District, the general fund is by far the most significant fund, and the only governmental fund reported as a major fund.

**Reporting the District as a Whole**

*Statement of Net Assets and the Statement of Activities*

While this document contains the large number of funds used by the District to provide programs and activities, the view of the District as a whole looks at all financial transactions and asks the question, "How did we do financially during 2011?" The statement of net assets and the statement of activities answer this question. These statements include all assets, liabilities, revenues and expenses using the accrual basis of accounting similar to the accounting used by most private-sector companies. This basis of accounting will take into account all of the current year's revenues and expenses regardless of when cash is received or paid.

**JAMES A. GARFIELD LOCAL SCHOOL DISTRICT  
PORTAGE COUNTY, OHIO**

**MANAGEMENT'S DISCUSSION AND ANALYSIS  
FOR THE FISCAL YEAR ENDED JUNE 30, 2011**

These two statements report the District's net assets and changes in those assets. This change in net assets is important because it tells the reader that, for the District as a whole, the financial position of the District has improved or diminished. The causes of this change may be the result of many factors, some financial, some not. Non-financial factors include the District's property tax base, current property tax laws in Ohio restricting revenue growth, facility conditions, required educational programs and other factors.

In the statement of net assets and the statement of activities, the governmental activities include the District's programs and services, including instruction, support services, operation of non-instructional services, and extracurricular activities.

The District's statement of net assets and statement of activities can be found on pages 13-14 of this report.

**Reporting the District's Most Significant Funds**

***Fund Financial Statements***

The analysis of the District's major governmental funds begins on page 9. Fund financial reports provide detailed information about the District's major funds. The District uses many funds to account for a multitude of financial transactions. However, these fund financial statements focus on the District's most significant funds. The District's major governmental fund is the general fund.

***Governmental Funds***

Most of the District's activities are reported in governmental funds, which focus on how money flows into and out of those funds and the balances left at year-end available for spending in future periods. These funds are reported using an accounting method called modified accrual accounting, which measures cash and all other financial assets that can readily be converted to cash. The governmental fund financial statements provide a detailed short-term view of the District's general government operations and the basic services it provides. Governmental fund information helps you to determine whether there are more or fewer financial resources that can be spent in the near future to finance educational programs. The relationship (or differences) between governmental activities (reported in the statement of net assets and the statement of activities) and governmental funds is reconciled in the basic financial statements. The basic governmental fund financial statements can be found on pages 15-19 of this report.

***Reporting the District's Fiduciary Responsibilities***

The District acts in a trustee capacity as an agent for individuals or other entities. These activities are reported in agency funds. All of the District's fiduciary activities are reported in a separate statement of fiduciary net assets on page 20. These activities are excluded from the District's other financial statements because the assets cannot be utilized by the District to finance its operations.

***Notes to the Basic Financial Statements***

The notes provide additional information that is essential to a full understanding of the data provided in the government-wide and fund financial statements. These notes to the basic financial statements can be found on pages 21-48 of this report.

**JAMES A. GARFIELD LOCAL SCHOOL DISTRICT  
PORTAGE COUNTY, OHIO**

MANAGEMENT'S DISCUSSION AND ANALYSIS  
FOR THE FISCAL YEAR ENDED JUNE 30, 2011

**The District as a Whole**

Recall that the statement of net assets provides the perspective of the District as a whole. A comparative analysis has been provided.

The table below provides a summary of the District's net assets for 2011 and 2010.

	<b>Net Assets</b>	
	Governmental Activities <u>2011</u>	Governmental Activities <u>2010</u>
<b><u>Assets</u></b>		
Current and other assets	\$ 9,143,267	\$ 8,729,848
Capital assets, net	<u>7,311,787</u>	<u>7,462,241</u>
Total assets	<u>16,455,054</u>	<u>16,192,089</u>
<b><u>Liabilities</u></b>		
Current liabilities	5,820,120	5,340,615
Long-term liabilities	<u>5,870,131</u>	<u>6,050,021</u>
Total liabilities	<u>11,690,251</u>	<u>11,390,636</u>
<b><u>Net assets</u></b>		
Invested in capital assets, net of related debt	2,410,097	2,390,014
Restricted	801,417	491,553
Unrestricted	<u>1,553,289</u>	<u>1,919,886</u>
Total net assets	<u>\$ 4,764,803</u>	<u>\$ 4,801,453</u>

Over time, net assets can serve as a useful indicator of a government's financial position. At June 30, 2011, the District's assets exceeded liabilities by \$4,764,803. Of this total, \$801,417 is restricted in use.

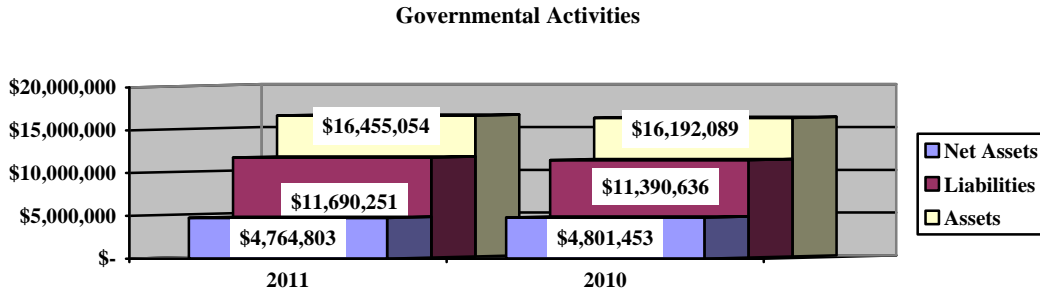
At year-end, capital assets represented 44.44% of total assets. Capital assets include land, land improvements, buildings and improvements, furniture, fixtures and equipment, and vehicles. Capital assets, net of related debt to acquire the assets at June 30, 2011, were \$2,410,097. These capital assets are used to provide services to the students and are not available for future spending. Although the District's investment in capital assets is reported net of related debt, it should be noted that the resources to repay the debt must be provided from other sources, since capital assets may not be used to liquidate these liabilities.

A portion of the District's net assets, \$801,417, represents resources that are subject to external restriction on how they may be used. The remaining balance of unrestricted net assets of \$1,553,289 may be used to meet the District's ongoing obligations to the students and creditors.

**JAMES A. GARFIELD LOCAL SCHOOL DISTRICT  
PORTAGE COUNTY, OHIO**

**MANAGEMENT'S DISCUSSION AND ANALYSIS  
FOR THE FISCAL YEAR ENDED JUNE 30, 2011**

The graph below presents the Districts assets, liabilities and net assets for 2011 and 2010.



The table below shows the change in net assets for fiscal year 2011 and 2010.

**Change in Net Assets**

	Governmental Activities 2011	Governmental Activities 2010
<b><u>Revenues</u></b>		
Program revenues:		
Charges for services and sales	\$ 1,632,644	\$ 1,688,848
Operating grants and contributions	2,205,734	1,456,048
General revenues:		
Property taxes	3,826,799	4,923,825
Grants and entitlements	6,105,215	6,680,014
Investment earnings	16,050	18,053
Miscellaneous	25,387	16,017
Total revenues	<u>\$ 13,811,829</u>	<u>\$ 14,782,805</u>

**JAMES A. GARFIELD LOCAL SCHOOL DISTRICT  
PORTAGE COUNTY, OHIO**

MANAGEMENT'S DISCUSSION AND ANALYSIS  
FOR THE FISCAL YEAR ENDED JUNE 30, 2011

**Change in Net Assets**

	Governmental Activities <u>2011</u>	Governmental Activities <u>2010</u>
<b><u>Expenses</u></b>		
Program expenses:		
Instruction:		
Regular	\$ 6,399,917	\$ 6,263,259
Special	1,273,235	1,216,456
Other	7,367	6,766
Support services:		
Pupil	587,186	606,108
Instructional staff	605,748	548,526
Board of education	34,113	34,118
Administration	1,088,090	1,083,065
Fiscal	318,682	289,498
Operations and maintenance	1,261,924	1,285,948
Pupil transportation	870,094	876,627
Central	32,502	145,758
Operations of non-instructional services:		
Other non-instructional services	7,807	6,633
Food service operations	591,404	561,638
Extracurricular activities	509,143	518,915
Interest and fiscal charges	<u>261,267</u>	<u>289,374</u>
Total expenses	<u>13,848,479</u>	<u>13,732,689</u>
Change in net assets	(36,650)	1,050,116
Net assets at beginning of year	<u>4,801,453</u>	<u>3,751,337</u>
Net assets at end of year	<u>\$ 4,764,803</u>	<u>\$ 4,801,453</u>

**Governmental Activities**

Net assets of the District's governmental activities decreased \$36,650. Total governmental expenses of \$13,848,479 were offset by program revenues of \$3,838,378 and general revenues of \$9,973,451. Program revenues supported 27.72% of the total governmental expenses.

The primary sources of revenue for governmental activities are derived from property taxes and grants and entitlements. These revenue sources represent 71.91% of total governmental revenue.

Tax revenue decreased \$1,097,029 from fiscal year 2010 due to less taxes being collected by the County Auditor and available as an advance at fiscal year-end 2011 versus 2010. The amount of taxes collected and available as an advance is recorded as tax revenue on a GAAP basis and can vary depending upon when tax bills are sent out by the County Auditor. Unrestricted grants and entitlement revenue decrease \$574,799 due to less funding from the State Foundation Program.

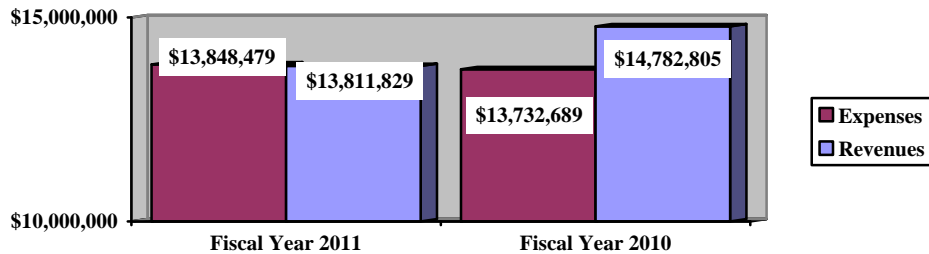
**JAMES A. GARFIELD LOCAL SCHOOL DISTRICT  
PORTAGE COUNTY, OHIO**

**MANAGEMENT'S DISCUSSION AND ANALYSIS  
FOR THE FISCAL YEAR ENDED JUNE 30, 2011**

The largest expense of the District is for instructional programs. Instruction expenses totaled \$7,680,519 or 55.46% of total governmental expenses for fiscal 2011.

The graph below presents the District's governmental activities revenue and expenses for fiscal year 2011 and 2010.

**Governmental Activities - Revenues and Expenses**



The statement of activities shows the cost of program services and the charges for services and grants offsetting those services. The following table shows, for governmental activities, the total cost of services and the net cost of services. That is, it identifies the cost of these services supported by tax revenue and unrestricted State grants and entitlements. The following is a comparison of 2011 and 2010.

**Governmental Activities**

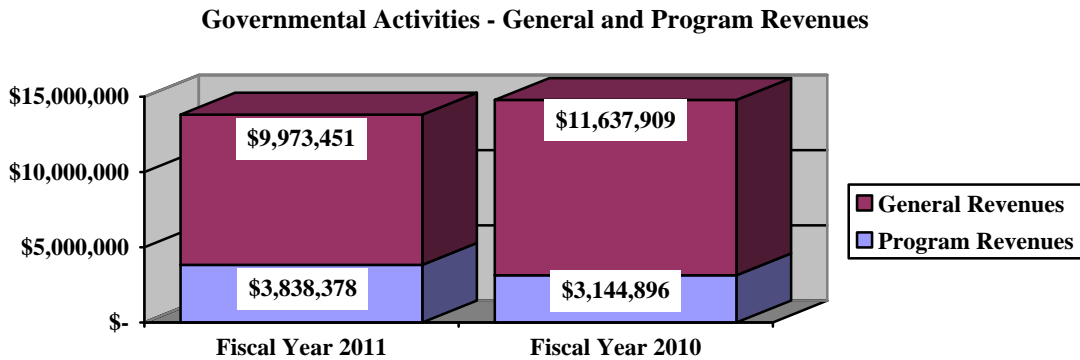
	Total Cost of Services 2011	Net Cost of Services 2011	Total Cost of Services 2010	Net Cost of Services 2010
<b>Program expenses</b>				
Instruction:				
Regular	\$ 6,399,917	\$ 4,371,386	\$ 6,263,259	\$ 4,699,349
Special	1,273,235	556,420	1,216,456	699,667
Other	7,367	7,367	6,766	2,711
Support services:				
Pupil	587,186	537,716	606,108	566,073
Instructional staff	605,748	483,209	548,526	448,913
Board of education	34,113	34,113	34,118	34,118
Administration	1,088,090	1,043,870	1,083,065	1,019,727
Fiscal	318,682	316,031	289,498	289,498
Operations and maintenance	1,261,924	1,174,734	1,285,948	1,272,610
Pupil transportation	870,094	841,008	876,627	844,441
Central	32,502	(5,378)	145,758	33,178
Operations of non-instructional services:				
Other non-instructional services	7,807	2,367	6,633	(6,943)
Food service operations	591,404	11,069	561,638	(7,643)
Extracurricular activities	509,143	374,922	518,915	402,720
Interest and fiscal charges	261,267	261,267	289,374	289,374
<b>Total expenses</b>	<u>\$ 13,848,479</u>	<u>\$ 10,010,101</u>	<u>\$ 13,732,689</u>	<u>\$ 10,587,793</u>

**JAMES A. GARFIELD LOCAL SCHOOL DISTRICT  
PORTAGE COUNTY, OHIO**

**MANAGEMENT'S DISCUSSION AND ANALYSIS  
FOR THE FISCAL YEAR ENDED JUNE 30, 2011**

The dependence upon tax and other general revenues for governmental activities is apparent, 64.26% of instruction activities are supported through taxes and other general revenues. For all governmental activities, general revenue support is 72.28% and 77.10% for fiscal years 2011 and 2010, respectively. The District's taxpayers and unrestricted grants from the State are by far the primary support for District's students.

The graph below presents the District's governmental activities revenue for fiscal year 2011 and 2010.



**The District's Funds**

The June 30, 2010 fund balance of the general fund and other governmental funds were restated for fund reclassifications required for the implementation of GASB Statement No. 54 (See note 3.B for detail). The District's governmental funds reported a combined fund balance of \$2,398,858, which is less than last year's restated balance of \$2,770,666. The schedule below indicates the fund balance and the total change in fund balance as of June 30, 2011 and 2010.

	Fund Balance <u>June 30, 2011</u>	Restated Fund Balance <u>June 30, 2010</u>	<u>Decrease</u>	Percentage <u>Change</u>
General	\$ 2,170,365	\$ 2,513,200	\$ (342,835)	(13.64) %
Other Governmental	<u>228,493</u>	<u>257,466</u>	<u>(28,973)</u>	(11.25) %
Total	<u>\$ 2,398,858</u>	<u>\$ 2,770,666</u>	<u>\$ (371,808)</u>	(13.42) %

**General Fund**

The District's general fund balance decreased \$342,835. The table that follows assists in illustrating the financial activities of the general fund.

**JAMES A. GARFIELD LOCAL SCHOOL DISTRICT  
PORTAGE COUNTY, OHIO**

**MANAGEMENT'S DISCUSSION AND ANALYSIS  
FOR THE FISCAL YEAR ENDED JUNE 30, 2011**

	2011	Restated 2010	Increase	Percentage
	<u>Amount</u>	<u>Amount</u>	<u>(Decrease)</u>	<u>Change</u>
<b><u>Revenues</u></b>				
Taxes	\$ 3,523,841	\$ 4,366,678	\$ (842,837)	(19.30) %
Tuition	1,128,902	1,082,536	46,366	4.28 %
Earnings on investments	17,544	18,402	(858)	(4.66) %
Intergovernmental	6,392,655	6,691,088	(298,433)	(4.46) %
Other revenues	<u>110,180</u>	<u>212,651</u>	<u>(102,471)</u>	(48.19) %
Total	<u>\$ 11,173,122</u>	<u>\$ 12,371,355</u>	<u>\$ (1,198,233)</u>	(9.69) %
<b><u>Expenditures</u></b>				
Instruction	\$ 6,577,084	\$ 6,389,097	\$ 187,987	2.94 %
Support services	4,490,730	4,619,049	(128,319)	(2.78) %
Extracurricular activities	415,811	405,728	10,083	2.49 %
Debt service	<u>33,924</u>	<u>33,924</u>	<u>-</u>	- %
Total	<u>\$ 11,517,549</u>	<u>\$ 11,447,798</u>	<u>\$ 69,751</u>	0.61 %

Tax revenue decreased \$842,837 or 19.30% from fiscal year 2010 due to less taxes being collected by the County Auditor and available as an advance at fiscal year-end 2011 versus 2010. The amount of taxes collected and available as an advance is recorded as tax revenue on a GAAP basis and can vary depending upon when tax bills are sent out by the County Auditor. Intergovernmental revenue decreased \$298,433 or 4.46% from fiscal year 2010 due to decreases in State Foundation funding. Other revenues also decreased due to lower rental income and less miscellaneous income. Expenditures increased very slightly from the prior fiscal year.

***General Fund Budgeting Highlights***

The District's budget is prepared according to Ohio law and is based on accounting for certain transactions on a basis of cash receipts, disbursements and encumbrances. The most significant budgeted fund is the general fund.

During the course of fiscal year 2011, the District amended its general fund budget a few times. For the general fund, original budgeted revenues and other financing sources were \$11,595,701 and final budgeted revenues and other financing sources were \$11,639,490. Actual revenues and other financing sources for fiscal 2011 were \$11,616,733. This represents a \$22,757 decrease below final budgeted revenues and other financing sources.

General fund original appropriations (appropriated expenditures including other financing uses) of \$12,013,561 were decreased to \$11,900,606 in the final appropriations. The actual budget basis expenditures and other financing uses for fiscal year 2011 totaled \$11,526,575, which was \$374,031 below the final budget appropriations.

**Capital Assets and Debt Administration**

***Capital Assets***

At the end of fiscal 2011, the District had \$7,311,787 invested in land, land improvements, buildings and improvements, furniture, fixtures and equipment, and vehicles. This entire amount is reported in governmental activities.



**JAMES A. GARFIELD LOCAL SCHOOL DISTRICT  
PORTAGE COUNTY, OHIO**

MANAGEMENT'S DISCUSSION AND ANALYSIS  
FOR THE FISCAL YEAR ENDED JUNE 30, 2011

**Capital Assets at June 30  
(Net of Depreciation)**

	<u>Governmental Activities</u>	
	<u>2011</u>	<u>2010</u>
Land	\$ 137,302	\$ 137,302
Land improvements	9,880	19,000
Building and improvements	6,577,587	6,696,048
Furniture, fixtures and equipment	188,856	224,877
Vehicles	<u>398,162</u>	<u>385,014</u>
Total	<u>\$ 7,311,787</u>	<u>\$ 7,462,241</u>

The overall decrease in capital assets of \$150,454 is due to depreciation expense of \$355,922 being greater than capital outlays of \$209,353 and disposals of \$3,885 (net of accumulated depreciation) in the current fiscal year.

See Note 8 to the basic financial statements for additional information on the District's capital assets.

***Debt Administration***

At June 30, 2011, the District had \$4,967,221 in general obligation bonds and \$8,373 in capital lease obligations outstanding. The general obligation bonds consist of current interest bonds and capital appreciation bonds. The capital appreciation bonds include accreted interest in the amount of \$159,465 and mature during fiscal year 2012. Of the total bond and lease obligations, \$275,594 is due within one year and \$4,700,000 is due in more than one year. The following table summarizes the bonds and leases outstanding.

**Outstanding Debt, at Year End**

	<u>Governmental Activities</u>	
	<u>2011</u>	<u>2010</u>
General obligation bonds	\$ 4,967,221	\$ 5,180,647
Capital lease obligations	<u>8,373</u>	<u>40,292</u>
Total	<u>\$ 4,975,594</u>	<u>\$ 5,220,939</u>

See Note 10 to the basic financial statements for additional information on the District's debt administration.

**JAMES A. GARFIELD LOCAL SCHOOL DISTRICT  
PORTAGE COUNTY, OHIO**

**MANAGEMENT'S DISCUSSION AND ANALYSIS  
FOR THE FISCAL YEAR ENDED JUNE 30, 2011**

**Current Financial Related Activities**

The Board of Education and administration closely monitor revenue and expenditures in accordance with the financial forecast. The District has communicated to its community the reliance upon their support for its operations, and that it will continue to work diligently to plan expenses, staying carefully within the District's five-year financial plan. The community renewed the emergency levy renewal, which generates \$925,000, in November 2008.

The current economic climate is a concern for the District. The State of Ohio strives to balance the budget, but experienced several budget reductions in the past biennium budget because of declining revenue due to high unemployment, low consumer spending and declining property values. In the current biennium budget, the State of Ohio has increased foundation funding, but eliminated the stimulus portion of the previous budget as well as escalated the phase out of tangible personal property reimbursement. These changes have resulted in a reduction in James A. Garfield's overall State funding by approximately 7% or \$423,000 in FY 2012 and an additional 3% or \$169,000 in FY 2013. With regard to local funding, the most recent property value assessment, the 2009 triennial update, has reduced residential property value by 5%.

In conclusion, the budgeting and internal controls utilized by the District are well regarded. The District is committed to living within its financial means, and working with the community it serves in order to garner adequate resources to support a quality educational program.

**Contacting the District's Financial Management**

This financial report is designed to provide our citizens, taxpayers, investors and creditors with a general overview of the District's finances and to show the District's accountability for the money it receives. If you have questions about this report or need additional financial information contact: Mrs. Tracy Knauer, Treasurer, James A. Garfield Local School District, 10235 State Route 88, Garrettsville, Ohio 44231.

**BASIC  
FINANCIAL STATEMENTS**

**THIS PAGE IS INTENTIONALLY LEFT BLANK**

**JAMES A. GARFIELD LOCAL SCHOOL DISTRICT  
PORTAGE COUNTY, OHIO**

STATEMENT OF NET ASSETS  
JUNE 30, 2011

	<b>Governmental Activities</b>
<b>Assets:</b>	
Equity in pooled cash and cash equivalents . . . . .	\$ 3,590,016
Receivables:	
Taxes . . . . .	4,836,560
Accounts . . . . .	8,386
Intergovernmental . . . . .	567,392
Accrued interest . . . . .	21
Prepayments . . . . .	22,666
Materials and supplies inventory . . . . .	36,847
Unamortized bond issuance costs . . . . .	81,379
Capital assets:	
Land . . . . .	137,302
Depreciable capital assets, net . . . . .	7,174,485
Capital assets, net . . . . .	7,311,787
 Total assets . . . . .	 16,455,054
 <b>Liabilities:</b>	
Accounts payable . . . . .	55,172
Accrued wages and benefits . . . . .	1,326,739
Compensated absences payable . . . . .	47,538
Pension obligation payable . . . . .	310,364
Intergovernmental payable . . . . .	70,842
Accrued interest payable . . . . .	15,667
Unearned revenue . . . . .	3,993,798
Long-term liabilities:	
Due within one year . . . . .	352,681
Due in more than one year . . . . .	5,517,450
Total liabilities . . . . .	11,690,251
 <b>Net assets:</b>	
Invested in capital assets, net of related debt . . . . .	2,410,097
Restricted for:	
Debt service . . . . .	273,582
Federally funded programs . . . . .	375,882
Public school support . . . . .	25,977
Student activities . . . . .	23,383
Other purposes . . . . .	102,593
Unrestricted . . . . .	1,553,289
Total net assets . . . . .	\$ 4,764,803

SEE ACCOMPANYING NOTES TO THE BASIC FINANCIAL STATEMENTS

**JAMES A. GARFIELD LOCAL SCHOOL DISTRICT  
PORTAGE COUNTY, OHIO**

STATEMENT OF ACTIVITIES  
FOR THE FISCAL YEAR ENDED JUNE 30, 2011

	Expenses	Program Revenues		Net (Expense)
		Charges for Services and Sales	Operating Grants and Contributions	Revenue and Changes in Net Assets
				Governmental Activities
<b>Governmental activities:</b>				
Instruction:				
Regular . . . . .	\$ 6,399,917	\$ 1,165,364	\$ 863,167	\$ (4,371,386)
Special . . . . .	1,273,235	2,674	714,141	(556,420)
Other . . . . .	7,367	-	-	(7,367)
Support services:				
Pupil. . . . .	587,186	-	49,470	(537,716)
Instructional staff . . . . .	605,748	-	122,539	(483,209)
Board of education . . . . .	34,113	-	-	(34,113)
Administration. . . . .	1,088,090	2,760	41,460	(1,043,870)
Fiscal. . . . .	318,682	-	2,651	(316,031)
Operations and maintenance . . . . .	1,261,924	1,773	85,417	(1,174,734)
Pupil transportation. . . . .	870,094	2,930	26,156	(841,008)
Central . . . . .	32,502	32,880	5,000	5,378
Operation of non-instructional services:				
Other non-instructional services . . . . .	7,807	-	5,440	(2,367)
Food service operations . . . . .	591,404	290,042	290,293	(11,069)
Extracurricular activities. . . . .	509,143	134,221	-	(374,922)
Interest and fiscal charges . . . . .	261,267	-	-	(261,267)
Totals . . . . .	<u>\$ 13,848,479</u>	<u>\$ 1,632,644</u>	<u>\$ 2,205,734</u>	<u>(10,010,101)</u>

**General revenues:**

Property taxes levied for:	
General purposes . . . . .	3,474,529
Debt service. . . . .	352,270
Grants and entitlements not restricted to specific programs . . . . .	
Investment earnings . . . . .	16,050
Miscellaneous . . . . .	25,387
Total general revenues . . . . .	<u>9,973,451</u>
Change in net assets . . . . .	(36,650)
<b>Net assets at beginning of year. . . . .</b>	<u>4,801,453</u>
<b>Net assets at end of year . . . . .</b>	<u>\$ 4,764,803</u>

SEE ACCOMPANYING NOTES TO THE BASIC FINANCIAL STATEMENTS

**JAMES A. GARFIELD LOCAL SCHOOL DISTRICT  
PORTAGE COUNTY, OHIO**

BALANCE SHEET  
GOVERNMENTAL FUNDS  
JUNE 30, 2011

	<b>General</b>	<b>Other Governmental Funds</b>	<b>Total Governmental Funds</b>
<b>Assets:</b>			
Equity in pooled cash and cash equivalents. . . . .	\$ 3,243,807	\$ 295,547	\$ 3,539,354
Receivables:			
Taxes. . . . .	4,392,891	443,669	4,836,560
Accounts . . . . .	1,077	7,309	8,386
Intergovernmental. . . . .	13,760	553,632	567,392
Accrued interest . . . . .	21	-	21
Prepayments. . . . .	22,380	286	22,666
Materials and supplies inventory. . . . .	27,491	9,356	36,847
Due from other funds . . . . .	66,644	-	66,644
Restricted assets:			
Equity in pooled cash and cash equivalents . . . . .	50,662	-	50,662
Total assets . . . . .	\$ 7,818,733	\$ 1,309,799	\$ 9,128,532
<b>Liabilities:</b>			
Accounts payable . . . . .	\$ 51,003	\$ 4,169	\$ 55,172
Accrued wages and benefits. . . . .	1,158,528	168,211	1,326,739
Compensated absences payable. . . . .	47,538	-	47,538
Pension obligation payable . . . . .	310,364	-	310,364
Intergovernmental payable . . . . .	69,492	1,350	70,842
Due to other funds . . . . .	-	66,644	66,644
Deferred revenue . . . . .	382,777	475,800	858,577
Unearned revenue. . . . .	3,628,666	365,132	3,993,798
Total liabilities. . . . .	5,648,368	1,081,306	6,729,674
<b>Fund balances:</b>			
Nonspendable:			
Materials and supplies inventory. . . . .	27,491	9,356	36,847
Prepays. . . . .	22,380	286	22,666
Restricted:			
Debt service . . . . .	-	250,873	250,873
Budget stabilization. . . . .	50,662	-	50,662
Extracurricular. . . . .	-	23,334	23,334
Other purposes. . . . .	482	21,075	21,557
Committed:			
Student instruction . . . . .	6,633	-	6,633
Student and staff support . . . . .	44,054	-	44,054
Assigned:			
Student instruction . . . . .	9,988	-	9,988
Student and staff support. . . . .	64,803	-	64,803
Uniform school supplies . . . . .	19,374	-	19,374
Underground storage tank . . . . .	11,000	-	11,000
Other purposes. . . . .	102,316	-	102,316
Unassigned (deficit) . . . . .	1,811,182	(76,431)	1,734,751
Total fund balances . . . . .	2,170,365	228,493	2,398,858
Total liabilities and fund balances . . . . .	\$ 7,818,733	\$ 1,309,799	\$ 9,128,532

SEE ACCOMPANYING NOTES TO THE BASIC FINANCIAL STATEMENTS

**JAMES A. GARFIELD LOCAL SCHOOL DISTRICT  
PORTAGE COUNTY, OHIO**

RECONCILIATION OF TOTAL GOVERNMENTAL FUND BALANCES TO  
NET ASSETS OF GOVERNMENTAL ACTIVITIES  
JUNE 30, 2011

<b>Total governmental fund balances</b>		\$	2,398,858
<i>Amounts reported for governmental activities on the statement of net assets are different because:</i>			
Capital assets used in governmental activities are not financial resources and therefore are not reported in the funds.			7,311,787
Other long-term assets are not available to pay for current-period expenditures and therefore are deferred in the funds.			
Taxes receivable	\$	421,132	
Intergovernmental receivable		437,445	
Total		858,577	858,577
Unamortized bond issue costs are not recognized in the funds.			81,379
Unamortized premiums on bond issuance are not recognized in the funds.			(201,625)
Unamortized deferred charges on refundings are not recognized in the funds.			116,064
On the statement of net assets, interest is accrued on outstanding bonds, whereas in governmental funds, interest expenditures are reported when due.			(15,667)
Long-term liabilities, including bonds payable, are not due and payable in the current period and therefore are not reported in the funds.			
General obligation bonds		(4,967,221)	
Capital lease obligations		(8,373)	
Compensated absences		(808,976)	
Total		(5,784,570)	(5,784,570)
<b>Net assets of governmental activities</b>		\$	4,764,803

SEE ACCOMPANYING NOTES TO THE BASIC FINANCIAL STATEMENTS



**JAMES A. GARFIELD LOCAL SCHOOL DISTRICT  
PORTAGE COUNTY, OHIO**

STATEMENT OF REVENUES, EXPENDITURES AND CHANGES IN FUND BALANCES  
GOVERNMENTAL FUNDS  
FOR THE FISCAL YEAR ENDED JUNE 30, 2011

	<b>General</b>	<b>Other Governmental Funds</b>	<b>Total Governmental Funds</b>
<b>Revenues:</b>			
From local sources:			
Taxes . . . . .	\$ 3,523,841	\$ 353,571	\$ 3,877,412
Tuition . . . . .	1,128,902	-	1,128,902
Transportation fees . . . . .	2,930	-	2,930
Earnings on investments . . . . .	17,544	10	17,554
Charges for services . . . . .	-	290,042	290,042
Extracurricular . . . . .	27,014	125,607	152,621
Classroom materials and fees . . . . .	16,062	-	16,062
Other local revenues . . . . .	64,174	13,430	77,604
Intergovernmental - state . . . . .	6,335,251	88,346	6,423,597
Intergovernmental - federal . . . . .	57,404	1,455,913	1,513,317
<b>Total revenues . . . . .</b>	<b>11,173,122</b>	<b>2,326,919</b>	<b>13,500,041</b>
<b>Expenditures:</b>			
Current:			
Instruction:			
Regular . . . . .	5,695,891	482,853	6,178,744
Special . . . . .	873,826	386,984	1,260,810
Other . . . . .	7,367	-	7,367
Support services:			
Pupil . . . . .	546,635	51,072	597,707
Instructional staff . . . . .	466,444	126,430	592,874
Board of education . . . . .	34,113	-	34,113
Administration . . . . .	999,700	42,415	1,042,115
Fiscal . . . . .	304,221	11,353	315,574
Operations and maintenance . . . . .	1,225,928	86,894	1,312,822
Pupil transportation . . . . .	886,187	592	886,779
Central . . . . .	27,502	5,000	32,502
Operation of non-instructional services:			
Operation of non-instructional . . . . .	-	7,807	7,807
Food service operations . . . . .	-	590,666	590,666
Extracurricular activities . . . . .	415,811	91,156	506,967
Debt service:			
Principal retirement . . . . .	31,919	132,240	164,159
Interest and fiscal charges . . . . .	2,005	340,760	342,765
<b>Total expenditures . . . . .</b>	<b>11,517,549</b>	<b>2,356,222</b>	<b>13,873,771</b>
Excess of expenditures over revenues . . . . .	(344,427)	(29,303)	(373,730)
<b>Other financing sources:</b>			
Sale of capital assets . . . . .	1,592	330	1,922
<b>Total other financing sources . . . . .</b>	<b>1,592</b>	<b>330</b>	<b>1,922</b>
Net change in fund balances . . . . .	(342,835)	(28,973)	(371,808)
<b>Fund balances at beginning of year (restated).</b>	2,513,200	257,466	2,770,666
<b>Fund balances at end of year . . . . .</b>	<b>\$ 2,170,365</b>	<b>\$ 228,493</b>	<b>\$ 2,398,858</b>

SEE ACCOMPANYING NOTES TO THE BASIC FINANCIAL STATEMENTS

**JAMES A. GARFIELD LOCAL SCHOOL DISTRICT  
PORTAGE COUNTY, OHIO**

RECONCILIATION OF THE STATEMENT OF REVENUES, EXPENDITURES  
AND CHANGES IN FUND BALANCES OF GOVERNMENTAL FUNDS  
TO THE STATEMENT OF ACTIVITIES  
FOR THE FISCAL YEAR ENDED JUNE 30, 2011

**Net change in fund balances - total governmental funds** \$ (371,808)

*Amounts reported for governmental activities in the statement of activities are different because:*

Governmental funds report capital outlays as expenditures.

However, in the statement of activities, the cost of those assets is allocated over their estimated useful lives as depreciation expense. This is the amount by which depreciation expense exceeds capital outlay in the current period.

Capital asset additions	\$	209,353	
Current year depreciation		(355,922)	
Total			(146,569)

The net effect of various miscellaneous transactions involving capital assets (i.e., sales, disposals, trade-ins, and donations) is to decrease net assets.

(3,885)

Revenues in the statement of activities that do not provide current financial resources are not reported as revenues in the funds.

Taxes		(50,613)	
Earnings on investments		(1,515)	
Intergovernmental		363,916	
Total			311,788

Repayment of bond and capital lease principal is an expenditure in the governmental funds, but the repayment reduces long-term liabilities on the statement of net assets. Payments during the year were:

Capital appreciation bonds principal		132,240	
Capital leases		31,919	
Total			164,159

In the statement of activities, interest is accrued on outstanding bonds, whereas in governmental funds, an interest expenditure is reported when due. The following items resulted in less interest being reported in the statement of activities:

Payment of capital appreciation bond accreted interest		152,760	
Accreted interest on capital appreciation bonds		(71,574)	
Amortization of bond issuance costs		(6,066)	
Amortization of bond premiums		15,028	
Amortization of deferred charges		(8,650)	
Total			81,498

Some expenses reported in the statement of activities, such as compensated absences, do not require the use of current financial resources and therefore are not reported as expenditures in governmental funds.

(71,833)

**Change in net assets of governmental activities** \$ (36,650)

SEE ACCOMPANYING NOTES TO THE BASIC FINANCIAL STATEMENTS

**JAMES A. GARFIELD LOCAL SCHOOL DISTRICT  
PORTAGE COUNTY, OHIO**

STATEMENT OF REVENUES, EXPENDITURES AND CHANGES IN  
FUND BALANCE - BUDGET AND ACTUAL (NON-GAAP BUDGETARY BASIS)  
GENERAL FUND  
FOR THE FISCAL YEAR ENDED JUNE 30, 2011

	<u>Budgeted Amounts</u>			<b>Variance with Final Budget Positive (Negative)</b>
	<u>Original</u>	<u>Final</u>	<u>Actual</u>	
<b>Revenues:</b>				
From local sources:				
Taxes . . . . .	\$ 3,158,106	\$ 3,170,032	\$ 3,170,032	\$ -
Tuition. . . . .	1,125,226	1,129,475	1,128,902	(573)
Transportation fees. . . . .	2,828	2,839	2,839	-
Earnings on investments . . . . .	17,932	18,000	17,544	(456)
Classroom materials and fees . . . . .	1,456	1,461	1,461	-
Other local revenues . . . . .	7,185	7,212	7,041	(171)
Intergovernmental - state . . . . .	6,184,176	6,207,530	6,189,523	(18,007)
Intergovernmental - federal . . . . .	57,579	57,796	55,614	(2,182)
Total revenues . . . . .	<u>10,554,488</u>	<u>10,594,345</u>	<u>10,572,956</u>	<u>(21,389)</u>
<b>Expenditures:</b>				
Current:				
Instruction:				
Regular . . . . .	5,729,917	5,676,042	5,625,581	50,461
Special. . . . .	933,149	924,375	846,352	78,023
Other. . . . .	8,588	8,507	7,360	1,147
Support services:				
Pupil. . . . .	582,331	576,856	566,182	10,674
Instructional staff . . . . .	561,810	556,528	533,949	22,579
Board of education . . . . .	37,105	36,756	34,922	1,834
Administration. . . . .	1,080,957	1,070,794	1,042,704	28,090
Fiscal . . . . .	281,859	279,209	276,647	2,562
Operations and maintenance. . . . .	1,337,974	1,325,394	1,248,476	76,918
Pupil transportation . . . . .	1,016,635	1,007,076	908,936	98,140
Extracurricular activities. . . . .	418,008	414,078	410,475	3,603
Total expenditures . . . . .	<u>11,988,333</u>	<u>11,875,615</u>	<u>11,501,584</u>	<u>374,031</u>
Excess of expenditures over revenues. . . . .	<u>(1,433,845)</u>	<u>(1,281,270)</u>	<u>(928,628)</u>	<u>352,642</u>
<b>Other financing sources (uses):</b>				
Refund of prior year's expenditures . . . . .	113,368	113,796	113,796	-
Refund of prior year's (receipts) . . . . .	(623)	(617)	(617)	-
Transfers in . . . . .	904,495	907,911	906,751	(1,160)
Transfers (out). . . . .	(24,605)	(24,374)	(24,374)	-
Advances in. . . . .	21,557	21,638	21,638	-
Sale of capital assets . . . . .	1,793	1,800	1,592	(208)
Total other financing sources (uses) . . . . .	<u>1,015,985</u>	<u>1,020,154</u>	<u>1,018,786</u>	<u>(1,368)</u>
Net change in fund balance . . . . .	(417,860)	(261,116)	90,158	351,274
<b>Fund balance at beginning</b>				
<b>of year (restated). . . . .</b>	2,854,205	2,854,205	2,854,205	-
<b>Prior year encumbrances appropriated . .</b>	129,628	129,628	129,628	-
<b>Fund balance at end of year . . . . .</b>	<u>\$ 2,565,973</u>	<u>\$ 2,722,717</u>	<u>\$ 3,073,991</u>	<u>\$ 351,274</u>

SEE ACCOMPANYING NOTES TO THE BASIC FINANCIAL STATEMENTS

**JAMES A. GARFIELD LOCAL SCHOOL DISTRICT  
PORTAGE COUNTY, OHIO**

STATEMENT OF FIDUCIARY ASSETS AND LIABILITIES  
FIDUCIARY FUNDS  
JUNE 30, 2011

	<b>Agency</b>
<b>Assets:</b>	
Equity in pooled cash and cash equivalents . . . . .	\$ 27,828
Total assets. . . . .	\$ 27,828
<b>Liabilities:</b>	
Accounts payable. . . . .	\$ 295
Due to students. . . . .	27,533
Total liabilities . . . . .	\$ 27,828

SEE ACCOMPANYING NOTES TO THE BASIC FINANCIAL STATEMENTS

**JAMES A. GARFIELD LOCAL SCHOOL DISTRICT  
PORTAGE COUNTY, OHIO**

**NOTES TO THE BASIC FINANCIAL STATEMENTS  
FOR THE FISCAL YEAR ENDED JUNE 30, 2011**

**NOTE 1 - DESCRIPTION OF THE SCHOOL DISTRICT**

The James A. Garfield Local School District (the "District") is a body politic and corporate established for the purpose of exercising the rights and privileges conveyed to it by the constitution and laws of the State of Ohio.

The District serves an area of approximately fifty-six square miles in Portage County including the Village of Garrettsville and portions of the surrounding townships of Freedom, Nelson, Hiram and Charlestown.

The District ranks as the 346<sup>th</sup> largest by enrollment among the 918 public and community school districts in the State. The District operates under a locally elected five-member Board form of government and provides educational services as mandated by State and/or federal agencies. The Board controls the District's four instructional/support facilities staffed by 60 non-certified and 106 certified full time teaching personnel, including 8 administrators, who provide services to 1,548 students and other community members.

**NOTE 2 - SUMMARY OF SIGNIFICANT ACCOUNTING POLICIES**

The basic financial statements of the District have been prepared in conformity with accounting principles generally accepted in the United States of America (GAAP) as applied to governmental units. The Governmental Accounting Standards Board (GASB) is the accepted standard-setting body for establishing governmental accounting and financial reporting principles. The District also applies Financial Accounting Standards Board (FASB) guidance issued on or before November 30, 1989, to its governmental activities provided it does not conflict with or contradict GASB pronouncements. The District's significant accounting policies are described below.

**A. Reporting Entity**

The reporting entity has been defined in accordance with GASB Statement No. 14, "The Financial Reporting Entity" as amended by GASB Statement No. 39, "Determining Whether Certain Organizations Are Component Units". The reporting entity is composed of the primary government and component units. The primary government consists of all funds, departments, boards and agencies that are not legally separate from the District. For the District, this includes general operations, food service and student related activities of the District.

Component units are legally separate organizations for which the District is financially accountable. The District is financially accountable for an organization if the District appoints a voting majority of the organization's Governing Board and (1) the District is able to significantly influence the programs or services performed or provided by the organization; or (2) the District is legally entitled to or can otherwise access the organization's resources; or (3) the District is legally obligated or has otherwise assumed the responsibility to finance the deficits of, or provide financial support to, the organization; or (4) the District is obligated for the debt of the organization. Component units may also include organizations that are fiscally dependent on the District in that the District approves the budget, the issuance of debt or the levying of taxes. Certain organizations are also included as component units if the nature and significance of the relationship between the primary government and the organization is such that exclusion by the primary government would render the primary governments financial statements incomplete or misleading. Based upon the application of these criteria, the District has no component units. The basic financial statements of the reporting entity include only those of the District (the primary government).

**JAMES A. GARFIELD LOCAL SCHOOL DISTRICT  
PORTAGE COUNTY, OHIO**

NOTES TO THE BASIC FINANCIAL STATEMENTS  
FOR THE FISCAL YEAR ENDED JUNE 30, 2011

**NOTE 2 - SUMMARY OF SIGNIFICANT ACCOUNTING POLICIES - (Continued)**

The following organizations are described due to their relationship to the District:

The District is associated with the Stark Portage Area Computer Consortium, Portage County Schools Consortium, and Maplewood Career Center, which are defined as jointly governed organizations. Jointly governed organizations are governed by representatives from each of the governments that create the organizations, but there is no ongoing financial interest or responsibility by the participating governments. Information regarding these organizations is presented below.

*JOINTLY GOVERNED ORGANIZATIONS*

Stark Portage Area Computer Consortium (SPARCC)

SPARCC is a data consortium of 35 school districts. SPARCC was formed for the purpose of applying modern technology (with the aid of computers and other electronic equipment) to the administrative and instructional functions among member districts. Each of the governments of these schools supports SPARCC based upon a per pupil charge, dependent upon the software package utilized. In the event of dissolution of the organization, all current members will share in net obligations or asset liquidations in a ratio proportionate to their last 12 months' financial contribution. SPARCC is governed by a Board of Directors consisting of superintendents of the member school districts. The degree of control exercised by any school district is limited to its representation on the Board. In accordance with GASB Statement No. 14, the District does not have any equity interest in SPARCC because a residual interest in the net resources of a joint venture upon dissolution is not equivalent to an equity interest.

Financial information can be obtained from the Treasurer for the Stark County Educational Service Center, who serves as fiscal agent, at 2100 38<sup>th</sup> Street NW, Canton, Ohio 44709-2300.

Portage County School Consortium (the "Consortium")

Portage County School Consortium is an insurance group-purchasing consortium made up of twenty school districts in Columbiana, Portage and Mahoning Counties. All member districts pay an insurance premium directly to the Consortium. The District paid \$1,541,961 in the form of health care premiums to the Consortium for the current fiscal year.

Maplewood Career Center

The Maplewood Career Center is a distinct political subdivision of the State of Ohio operated under the direction of a Board consisting of two representatives from each of the ten participating school districts' elected Boards, which possess its own budgeting and taxing authority. The jointly governed organization was formed for the purpose of providing vocational instruction to juniors and seniors in the participating districts. To obtain financial information, write to the Maplewood Career Center, Michelle Seckman, who serves as Treasurer, at 7075 State Route 88, Ravenna, Ohio 44266-9131.

*PUBLIC ENTITY RISK POOL*

Ohio School Boards Association Workers' Compensation Group Rating Plan

The District participates in a group rating plan for workers' compensation as established under Section 4123.29 of the Ohio Revised Code. The Ohio School Boards Association Workers' Compensation Group Rating Plan (the "Plan") was established through the Ohio School Boards Association (OSBA) as a group purchasing pool.

**JAMES A. GARFIELD LOCAL SCHOOL DISTRICT  
PORTAGE COUNTY, OHIO**

NOTES TO THE BASIC FINANCIAL STATEMENTS  
FOR THE FISCAL YEAR ENDED JUNE 30, 2011

**NOTE 2 - SUMMARY OF SIGNIFICANT ACCOUNTING POLICIES - (Continued)**

**B. Fund Accounting**

The District uses funds to maintain its financial records during the year. A fund is defined as a fiscal and accounting entity with a self balancing set of accounts. There are three categories of funds: governmental, proprietary and fiduciary. The District has no proprietary funds.

*GOVERNMENTAL FUNDS*

Governmental funds are those through which most governmental functions typically are financed. Governmental fund reporting focuses on the sources, uses and balances of current financial resources. Expendable assets are assigned to the various governmental funds according to the purposes for which they may or must be used. Current liabilities are assigned to the fund from which they will be paid. The difference between governmental fund assets and liabilities is reported as fund balance. The following is the District's major governmental fund:

*General fund* - The general fund is used to account for and report all financial resources not accounted for and reported in another fund. The general fund balance is available for any purpose provided it is expended or transferred according to the general laws of Ohio.

Other governmental funds of the District are used to account for (a) specific revenue sources that are restricted or committed to an expenditure for specified purposes other than debt service and (b) financial resources that are restricted, committed, or assigned to expenditure for principal and interest.

*FIDUCIARY FUNDS*

Fiduciary fund reporting focuses on net assets and changes in net assets. The fiduciary fund category is split into four classifications: pension trust funds, investment trust funds, private-purpose trust funds and agency funds. Trust funds are used to account for assets held by the District under a trust agreement for individuals, private organizations, or other governments and are therefore not available to support the District's own programs. The District has no trust funds. Agency funds are custodial in nature (assets equal liabilities) and do not involve measurement of results of operations. The District's agency fund accounts for student activities.

**C. Basis of Presentation and Measurement Focus**

*Government-wide Financial Statements* - The statement of net assets and the statement of activities display information about the District as a whole. These statements include the financial activities of the primary government, except for fiduciary funds.

The government-wide statement of activities presents a comparison between direct expenses and program revenues for each function or program of the governmental activities of the District. Direct expenses are those that are specifically associated with a service, program or department and therefore clearly identifiable to a particular function. Program revenues include amounts paid by the recipient of goods or services offered by the program and grants and contributions that are restricted to meeting the operational or capital requirements of a particular program. Revenues not classified as program revenues are presented as general revenues of the District.

**JAMES A. GARFIELD LOCAL SCHOOL DISTRICT  
PORTAGE COUNTY, OHIO**

NOTES TO THE BASIC FINANCIAL STATEMENTS  
FOR THE FISCAL YEAR ENDED JUNE 30, 2011

**NOTE 2 - SUMMARY OF SIGNIFICANT ACCOUNTING POLICIES - (Continued)**

The government-wide financial statements are prepared using the economic resources measurement focus. All assets and all liabilities associated with the operation of the District are included on the statement of net assets.

Fund Financial Statements - Fund financial statements report detailed information about the District. The focus of governmental fund financial statements is on major funds rather than reporting funds by type. Each major fund is presented in a separate column, and all nonmajor funds are aggregated into one column. Fiduciary funds are reported by fund type.

All governmental funds are accounted for using a flow of current financial resources measurement focus. With this measurement focus, only current assets and current liabilities generally are included on the balance sheet. The statement of revenues, expenditures and changes in fund balances reports on the sources (i.e., revenues and other financing sources) and uses (i.e., expenditures and other financing uses) of current financial resources. This approach differs from the manner in which the governmental activities of the government-wide financial statements are prepared. Governmental fund financial statements therefore include a reconciliation with brief explanations to better identify the relationship between the government-wide statements and the statements for governmental funds.

Agency funds do not report a measurement focus as they do not report operations.

**D. Basis of Accounting**

Basis of accounting determines when transactions are recorded in the financial records and reported on the financial statements. Government-wide financial statements are prepared using the accrual basis of accounting. Governmental funds use the modified accrual basis of accounting. Fiduciary funds also use the accrual basis of accounting.

Revenues - Exchange and Nonexchange Transactions - Revenue resulting from exchange transactions, in which each party gives and receives essentially equal value, is recorded on the accrual basis when the exchange takes place. On a modified accrual basis, revenue is recorded in the fiscal year in which the resources are measurable and become available. Measurable means the amount of the transaction can be determined, and available means that the resources will be collected within the current fiscal year or are expected to be collected soon enough thereafter to be used to pay liabilities of the current fiscal year. For the District, available means expected to be received within sixty days of fiscal year end.

Nonexchange transactions, in which the District receives value without directly giving equal value in return, include property taxes, grants, entitlements and donations. On an accrual basis, revenue from property taxes is recognized in the fiscal year for which the taxes are levied (See Note 6).

Revenue from grants, entitlements and donations is recognized in the fiscal year in which all eligibility requirements have been satisfied. Eligibility requirements include timing requirements, which specify the year when the resources are required to be used or the fiscal year when use is first permitted, matching requirements, in which the District must provide local resources to be used for a specified purpose, and expenditure requirements, in which the resources are provided to the District on a reimbursement basis. On a modified accrual basis, revenue from nonexchange transactions must also be available before it can be recognized.



**JAMES A. GARFIELD LOCAL SCHOOL DISTRICT  
PORTAGE COUNTY, OHIO**

NOTES TO THE BASIC FINANCIAL STATEMENTS  
FOR THE FISCAL YEAR ENDED JUNE 30, 2011

**NOTE 2 - SUMMARY OF SIGNIFICANT ACCOUNTING POLICIES - (Continued)**

Under the modified accrual basis, the following revenue sources are considered to be both measurable and available at fiscal year end: property taxes available as an advance, interest, tuition, grants, student fees and rentals.

*Unearned Revenue and Deferred Revenue* - Unearned revenue and deferred revenue arise when assets are recognized before revenue recognition criteria have been satisfied.

Property taxes for which there is an enforceable legal claim as of June 30, 2011, but which were levied to finance fiscal year 2012 operations, and other revenues received in advance of the fiscal year for which they are intended to finance, have been recorded as unearned revenue. Grants and entitlements received before the eligibility requirements are met and delinquent property taxes due at June 30, 2011 are recorded as deferred revenue in the governmental funds.

On governmental fund financial statements, receivables that will not be collected within the available period have been reported as deferred revenue.

*Expenses/Expenditures* - On the accrual basis of accounting, expenses are recognized at the time they are incurred. The entitlement value of donated commodities used during the year is reported in the fund financial statements as intergovernmental revenue and an expenditure of food service operations. In addition, this amount is reported in the statement of activities as an expense with a like amount reported within the "operating grants and contributions" program revenue account.

The measurement focus of governmental fund accounting is on decreases in net financial resources (expenditures) rather than expenses. Expenditures are generally recognized in the accounting period in which the related fund liability is incurred, if measurable. Allocations of cost, such as depreciation and amortization, are not recognized in governmental funds.

**E. Budgetary Data**

The budgetary process is prescribed by provisions of the Ohio Revised Code and entails the preparation of budgetary documents within an established timetable. The major documents prepared are the tax budget, the certificate of estimated resources, and the appropriation resolution, all of which are prepared on the budgetary basis of accounting. The certificate of estimated resources and the appropriations resolution are subject to amendment throughout the year with the legal restriction that appropriations cannot exceed estimated resources, as certified. All funds, other than agency funds, are legally required to be budgeted and appropriated. The primary level of budgetary control is at the fund level for all funds. Any budgetary modifications at this level may only be made by resolution of the Board of Education.

The amounts reported as the original budget revenue in the budgetary statements reflect the amounts in the certificate when the original appropriations were adopted. The amounts reported as the final budgeted revenue amounts in the budgetary statements reflect the amounts in the final amended certificate issued during fiscal year 2011. The amounts reported as the original budgeted expenditure amounts reflect the first appropriation for that fund that covered the entire fiscal year, including amounts automatically carried forward from prior years. The amounts reported as the final budgeted expenditure amounts represent the final appropriation amounts passed by the Board during the year.

**JAMES A. GARFIELD LOCAL SCHOOL DISTRICT  
PORTAGE COUNTY, OHIO**

**NOTES TO THE BASIC FINANCIAL STATEMENTS  
FOR THE FISCAL YEAR ENDED JUNE 30, 2011**

**NOTE 2 - SUMMARY OF SIGNIFICANT ACCOUNTING POLICIES - (Continued)**

At the close of each year, the unencumbered balance of each appropriation reverts to the respective fund from which it was appropriated and becomes subject to future appropriation. Encumbered appropriations are carried forward to the succeeding fiscal year and are not reappropriated.

**F. Cash and Investments**

To improve cash management, cash received by the District is pooled in a central bank account. Monies for all funds are maintained in this pool. Individual fund integrity is maintained through the District's records. Each fund's interest in the pool is presented as "equity in pooled cash and cash equivalents" on the basic financial statements.

During fiscal year 2011, investments were limited to nonnegotiable certificates of deposit and investments in the State Treasury Asset Reserve of Ohio (STAR Ohio). Except for nonparticipating investment contracts, investments are reported at fair value, which is based on quoted market prices.

The District has invested funds in STAR Ohio during fiscal year 2011. STAR Ohio is an investment pool managed by the State Treasurer's Office, which allows governments within the State to pool their funds for investment purposes. STAR Ohio is not registered with the SEC as an investment company, but does operate in a manner consistent with Rule 2a7 of the Investment Company Act of 1940. Investments in STAR Ohio are valued at STAR Ohio's shares price which is the price the investment could be sold for on June 30, 2011.

Under existing Ohio statutes all investment earnings are assigned to the general fund unless statutorily required to be credited to a specific fund. The Board of Education has, by resolution, specified the funds to receive an allocation of interest earnings. Interest revenue credited to the general fund during fiscal year 2011 amounted to \$17,544, which includes \$2,038 assigned from other District funds.

For presentation on the basic financial statements, investments of the cash management pool and investments with original maturities of three months or less at the time they are purchased by the District are considered to be cash equivalents. Investments with an initial maturity of more than three months are reported as investments.

An analysis of the District's investment account at year end is provided in Note 4.

**G. Inventory**

On government-wide and fund financial statements, purchased inventories are presented at the lower of cost or market and donated commodities at their entitlement value. Inventories are recorded on a first-in, first-out basis and are expensed when used. Inventories are accounted for using the consumption method.

Inventory consists of expendable supplies held for consumption, donated food and purchased food.

**JAMES A. GARFIELD LOCAL SCHOOL DISTRICT  
PORTAGE COUNTY, OHIO**

NOTES TO THE BASIC FINANCIAL STATEMENTS  
FOR THE FISCAL YEAR ENDED JUNE 30, 2011

**NOTE 2 - SUMMARY OF SIGNIFICANT ACCOUNTING POLICIES - (Continued)**

**H. Capital Assets**

General capital assets are those assets specifically related to governmental activities. These assets generally result from expenditures in the governmental funds. These assets are reported in the governmental activities column of the government-wide statement of net assets but are not reported in the fund financial statements.

All capital assets are capitalized at cost (or estimated historical cost) and updated for additions and retirements during the year. Donated capital assets are recorded at their fair market values as of the date received. The District maintains a capitalization threshold of \$2,000. The District does not possess any infrastructure. Improvements are capitalized; the costs of normal maintenance and repairs that do not add to the value of the asset or materially extend an asset's life are not capitalized. It is the policy of the District to not capitalize interest costs incurred as part of construction.

All reported capital assets, except land, are depreciated. Improvements are depreciated over the remaining useful lives of the related capital assets. Depreciation is computed using the straight-line method over the following useful lives:

Description	Governmental Activities <u>Estimated Lives</u>
Land improvements	5 years
Buildings	30 - 50 years
Furniture fixtures and equipment	5 - 20 years
Vehicles	5 - 20 years

**I. Interfund Balances**

Payables resulting from workers' compensation liabilities and certain pension liabilities in the nonmajor governmental funds and amounts to cover negative cash balances are recorded as "due to other funds" and a corresponding receivable recorded as "due from other funds" in the general fund. These amounts are eliminated in the governmental activities column on the statement of net assets.

**J. Compensated Absences**

The District reports compensated absences in accordance with the provisions of GASB No. 16, "Accounting for Compensated Absences". Vacation benefits are accrued as a liability as the benefits are earned if the employee's rights to receive compensation are attributable to services already rendered and it is probable that the District will compensate the employees for the benefits through paid time off or some other means. Sick leave benefits are accrued as a liability using the termination payment method. An accrual for earned sick leave is made to the extent it is probable that benefits will result in termination (severance) payments. The liability is an estimate based on the District's past experience of making termination (severance) payments.

The entire compensated absence liability is reported on the government-wide financial statements.

**JAMES A. GARFIELD LOCAL SCHOOL DISTRICT  
PORTAGE COUNTY, OHIO**

NOTES TO THE BASIC FINANCIAL STATEMENTS  
FOR THE FISCAL YEAR ENDED JUNE 30, 2011

**NOTE 2 - SUMMARY OF SIGNIFICANT ACCOUNTING POLICIES - (Continued)**

For governmental fund financial statements, compensated absences are recognized as liabilities and expenditures as payments come due each period upon the occurrence of employee resignations and retirements.

**K. Unamortized Issuance Costs/Bond Premium and Discount/Accounting Gain or Loss**

On government-wide financial statements, issuance costs are deferred and amortized over the term of the bonds using the straight line method, which approximates the effective interest method. Unamortized issuance costs are recorded as a separate line item on the statement of net assets.

Bond premiums are deferred and accreted over the term of the bonds. Bond premiums are presented as an addition to the face amount of the bonds.

For bond refunds resulting in the defeasance of the debt reported in the government-wide financial statements, the difference between the reacquisition price and the net carrying amount of the old debt is deferred and amortized as a component of interest expense. This accounting gain or loss is amortized over the remaining life of the old debt or the life of the new debt, whichever is shorter, and is presented as an addition to or reduction of the face amount of the new debt.

On the governmental fund financial statements, issuance costs and bond premiums are recognized in the current period. A reconciliation between the bonds face value and the amount reported on the statement of net assets is presented in Note 10.A.

**L. Fund Balance**

Fund balance is divided into five classifications based primarily on the extent to which the District is bound to observe constraints imposed upon the use of the resources in the governmental funds. The classifications are as follows:

*Nonspendable* - The nonspendable fund balance classification includes amounts that cannot be spent because they are not in spendable form or legally required to be maintained intact. The “not in spendable form” criterion includes items that are not expected to be converted to cash.

*Restricted* - Fund balance is reported as restricted when constraints are placed on the use of resources that are either externally imposed by creditors (such as through debt covenants), grantors, contributors, or laws or regulations of other governments, or imposed by law through constitutional provisions or enabling legislation.

*Committed* - The committed fund balance classification includes amounts that can be used only for the specific purposes imposed by a formal action (resolution) of the District Board of Education (the highest level of decision making authority). Those committed amounts cannot be used for any other purpose unless the District Board of Education removes or changes the specified use by taking the same type of action (resolution) it employed to previously commit those amounts. Committed fund balance also incorporates contractual obligations to the extent that existing resources in the fund have been specifically committed for use in satisfying those contractual requirements.

**JAMES A. GARFIELD LOCAL SCHOOL DISTRICT  
PORTAGE COUNTY, OHIO**

NOTES TO THE BASIC FINANCIAL STATEMENTS  
FOR THE FISCAL YEAR ENDED JUNE 30, 2011

**NOTE 2 - SUMMARY OF SIGNIFICANT ACCOUNTING POLICIES - (Continued)**

*Assigned* - Amounts in the assigned fund balance classification are intended to be used by the District for specific purposes but do not meet the criteria to be classified as restricted nor committed. In governmental funds other than the general fund, assigned fund balance represents the remaining amount that is not restricted or committed. In the general fund, assigned amounts represent intended uses established by policies of the District Board of Education, which includes giving the Treasurer the authority to constrain monies for intended purposes.

*Unassigned* - Unassigned fund balance is the residual classification for the general fund and includes all spendable amounts not contained in the other classifications. In other governmental funds, the unassigned classification is only used to report a deficit fund balance resulting from overspending for specific purposes for which amounts had been restricted, committed, or assigned.

The District applies restricted resources first when expenditures are incurred for purposes for which restricted and unrestricted (committed, assigned, and unassigned) fund balance is available. Similarly, within unrestricted fund balance, committed amounts are reduced first followed by assigned, and then unassigned amounts when expenditures are incurred for purposes for which amounts in any of the unrestricted fund balance classifications could be used.

**M. Net Assets**

Net assets represent the difference between assets and liabilities. Net assets invested in capital assets, net of related debt consist of capital assets, net of accumulated depreciation, reduced by the outstanding balances of any borrowings used for the acquisition, construction or improvement of those assets. Net assets are reported as restricted when there are limitations imposed on their use either through the enabling legislation or through external restrictions imposed by creditors, grantors or laws or regulations of other governments. Net assets restricted for other purposes represent amounts restricted for budget stabilization, special trust, uniform school supplies, and an underground storage tank.

The District applies restricted resources first when an expense is incurred for purposes for which both restricted and unrestricted net assets are available.

**N. Prepayments**

Certain payments to vendors reflect the costs applicable to future accounting periods and are recorded as prepaid items in both government-wide and fund financial statements. These items are reported as assets on the balance sheet using the consumption method. A current asset for the prepaid amounts is recorded at the time of the purchase and the expenditure/expense is reported in the year in which services are consumed. At fiscal year end, because prepayments are not available to finance future governmental fund expenditures, the fund balance is reserved by an amount equal to the carrying value of the asset on the fund financial statements.

**O. Estimates**

The preparation of the basic financial statements in conformity with GAAP requires management to make estimates and assumptions that affect the amounts reported in the basic financial statements and accompanying notes. Actual results may differ from those estimates.

**JAMES A. GARFIELD LOCAL SCHOOL DISTRICT  
PORTAGE COUNTY, OHIO**

NOTES TO THE BASIC FINANCIAL STATEMENTS  
FOR THE FISCAL YEAR ENDED JUNE 30, 2011

**NOTE 2 - SUMMARY OF SIGNIFICANT ACCOUNTING POLICIES - (Continued)**

**P. Restricted Assets**

Assets are reported as restricted assets when limitations on their use change the normal understanding of the availability of the asset. Such constraints are either imposed by creditors, contributors, grantors, or laws of other governments or imposed by enabling legislation. Restricted assets include the amount restricted for budget stabilization. See Note 17 for details.

**Q. Interfund Activity**

Exchange transactions between funds are reported as revenues in the seller funds and as expenditures/expenses in the purchaser funds. Flows of cash or goods from one fund to another without a requirement for repayment are reported as interfund transfers. Interfund transfers are reported as other financing sources/uses in governmental funds. Repayments from funds responsible for particular expenditures/expenses to the funds that initially paid for them are not presented on the basic financial statements.

**R. Extraordinary and Special Items**

Extraordinary items are transactions or events that are both unusual in nature and infrequent in occurrence. Special items are transactions or events that are within the control of the Board of Education and that are either unusual in nature or infrequent in occurrence. Neither type of transaction occurred during fiscal year 2011.

**NOTE 3 - ACCOUNTABILITY AND COMPLIANCE**

**A. Change in Accounting Principles**

For fiscal year 2011, the District has implemented GASB Statement No. 54, "Fund Balance Reporting and Governmental Fund Type Definitions", and GASB Statement No. 59, "Financial Instruments Omnibus".

GASB Statement No. 54 establishes fund balance classifications that comprise a hierarchy based primarily on the extent to which a government is bound to observe constraints imposed upon the use of the resources reported in governmental funds. GASB Statement No. 54 also clarifies the definitions of governmental fund types.

GASB Statement No. 59 updates and improves guidance for financial reporting and disclosure requirements of certain financial instruments and external investment pools. The implementation of GASB Statement No. 59 did not have an effect on the financial statements of the District.

**JAMES A. GARFIELD LOCAL SCHOOL DISTRICT  
PORTAGE COUNTY, OHIO**

NOTES TO THE BASIC FINANCIAL STATEMENTS  
FOR THE FISCAL YEAR ENDED JUNE 30, 2011

**NOTE 3 - ACCOUNTABILITY AND COMPLIANCE - (Continued)**

**B. Fund Reclassifications**

Fund reclassifications are required in order to report funds in accordance with GASB Statement No 54. These fund reclassifications had the following effect on the District's governmental fund balances as previously reported:

	General	Nonmajor Governmental	Total Governmental
Fund balance as previously reported	\$ 2,457,598	\$ 313,068	\$ 2,770,666
Fund reclassifications:			
Public school support fund	22,813	(22,813)	-
Uniform school supplies	21,789	(21,789)	-
Underground storage tank	11,000	(11,000)	-
Total fund reclassifications	55,602	(55,602)	-
Restated fund balance at July 1, 2010	\$ 2,513,200	\$ 257,466	\$ 2,770,666

The fund reclassifications did not have an effect on net assets as previously reported.

**C. Budgetary Prior Period Adjustment**

In prior years certain funds that are legally budgeted in separate special revenue funds were considered part of the general fund on a budgetary basis. The District has elected to report only the legally budgeted general fund in the budgetary statement; therefore, a restatement to the beginning budgetary balance is required. The restatement of the general fund's budgetary-basis fund balance at June 30, 2010 is as follows:

**Budgetary Basis**

	General Fund
Balance at June 30, 2010	\$ 2,862,900
Funds budgeted elsewhere	(8,695)
Restated balance at July 1, 2010	\$ 2,854,205

**JAMES A. GARFIELD LOCAL SCHOOL DISTRICT  
PORTAGE COUNTY, OHIO**

NOTES TO THE BASIC FINANCIAL STATEMENTS  
FOR THE FISCAL YEAR ENDED JUNE 30, 2011

**NOTE 3 - ACCOUNTABILITY AND COMPLIANCE - (Continued)**

**D. Deficit Fund Balances**

Fund balances at June 30, 2011 included the following individual fund deficits:

<u>Nonmajor governmental funds</u>	<u>Deficit</u>
Food service	\$ 34,474
Title VI-B	29,510
Title I	1,923
Improving teacher quality	931

The general fund is liable for any deficits in these funds and provides transfers when cash is required, not when accruals occur. The deficit fund balances resulted from adjustments for accrued liabilities.

**NOTE 4 - DEPOSITS AND INVESTMENTS**

State statutes classify monies held by the District into three categories.

Active deposits are public deposits necessary to meet current demands on the treasury. Such monies must be maintained either as cash in the District treasury, in commercial accounts payable or withdrawable on demand, including negotiable order of withdrawal (NOW) accounts, or in money market deposit accounts.

Inactive deposits are public deposits that the Board of Education has identified as not required for use within the current five year period of designation of depositories. Inactive deposits must either be evidenced by certificates of deposit maturing not later than the end of the current period of designation of depositories, or by savings or deposit accounts including, but not limited to, passbook accounts.

Interim deposits are deposits of interim monies. Interim monies are those monies which are not needed for immediate use, but which will be needed before the end of the current period of designation of depositories. Interim deposits must be evidenced by time certificates of deposit maturing not more than one year from the date of deposit or by savings or deposit accounts including passbook accounts.

Interim monies may be deposited or invested in the following securities:

1. United States Treasury Notes, Bills, Bonds, or any other obligation or security issued by the United States Treasury or any other obligation guaranteed as to principal and interest by the United States;
2. Bonds, notes, debentures, or any other obligations or securities issued by any federal government agency or instrumentality, including, but not limited to, the Federal National Mortgage Association, Federal Home Loan Bank, Federal Farm Credit Bank, Federal Home Loan Mortgage Corporation, Government National Mortgage Association, and Student Loan Marketing Association. All federal agency securities shall be direct issuances of federal government agencies or instrumentalities;
3. Written repurchase agreements in the securities listed above provided that the market value of the securities subject to the repurchase agreement must exceed the principal value of the agreement by at least two percent and be marked to market daily, and that the term of the agreement must not exceed thirty days;



**JAMES A. GARFIELD LOCAL SCHOOL DISTRICT  
PORTAGE COUNTY, OHIO**

**NOTES TO THE BASIC FINANCIAL STATEMENTS  
FOR THE FISCAL YEAR ENDED JUNE 30, 2011**

5. No-load money market mutual funds consisting exclusively of obligations described in items (1) and (2) above and repurchase agreements secured by such obligations, provided that investments in securities described in this division are made only through eligible institutions;
6. The State Treasurer's investment pool (STAR Ohio);
7. Certain banker's acceptance and commercial paper notes for a period not to exceed one hundred eighty days from the purchase date in an amount not to exceed twenty-five percent of the interim monies available for investment at any one time; and,
8. Under limited circumstances, corporate debt interests rated in either of the two highest classifications by at least two nationally recognized rating agencies.

Investments in stripped principal or interest obligations, reverse repurchase agreements and derivatives are prohibited. The issuance of taxable notes for the purpose of arbitrage, the use of leverage and short selling are also prohibited. An investment must mature within five years from the date of purchase unless matched to a specific obligation or debt of the District, and must be purchased with the expectation that it will be held to maturity. Investments may only be made through specified dealers and institutions. Payment for investments may be made only upon delivery of the securities representing the investments to the Treasurer or, if the securities are not represented by a certificate, upon receipt of confirmation of transfer from the custodian.

Protection of the District's deposits is provided by the Federal Deposit Insurance Corporation (FDIC), by eligible securities pledged by the financial institution as security for repayment, by surety company bonds deposited with the Treasurer by the financial institution or by a single collateral pool established by the financial institution to secure the repayment of all public monies deposited with the institution.

**A. Deposits with Financial Institutions**

At June 30, 2011, the carrying amount of all District deposits was \$1,231,976, which is exclusive of STAR Ohio reported as an investment below. Based on the criteria described in GASB Statement No. 40, "Deposits and Investment Risk Disclosures", as of June 30, 2011, \$748,361 of the District's bank balance of \$1,469,152 was exposed to custodial risk as discussed below, while \$720,791 was covered by the FDIC.

Custodial credit risk is the risk that, in the event of bank failure, the District's deposits may not be returned. All deposits are collateralized with eligible securities in amounts equal to at least 105% of the carrying value of the deposits. Such collateral, as permitted by the Ohio Revised Code, is held in single financial institution collateral pools at Federal Reserve Banks, or at member banks of the federal reserve system, in the name of the respective depository bank and pledged as a pool of collateral against all of the public deposits it holds or as specific collateral held at the Federal Reserve Bank in the name of the District. The District has no deposit policy for custodial credit risk beyond the requirements of State statute. Although the securities were held by the pledging institutions' trust department and all statutory requirements for the deposit of money had been followed, noncompliance with federal requirements could potentially subject the District to a successful claim by the FDIC.

**JAMES A. GARFIELD LOCAL SCHOOL DISTRICT  
PORTAGE COUNTY, OHIO**

NOTES TO THE BASIC FINANCIAL STATEMENTS  
FOR THE FISCAL YEAR ENDED JUNE 30, 2011

**NOTE 4 - DEPOSITS AND INVESTMENTS - (Continued)**

**B. Investments**

As of June 30, 2011, the District had the following investments and maturities:

<u>Investment type</u>	<u>Fair value</u>	<u>Investment Maturities</u> 6 months or less
STAR Ohio	\$ 2,385,868	\$ 2,385,868
	<u>\$ 2,385,868</u>	<u>\$ 2,385,868</u>

*Interest Rate Risk:* Interest rate risk arises as potential purchasers of debt securities will not agree to pay face value for those securities if interest rates subsequently increase. As a means of limiting its exposure to fair value losses arising from rising interest rates and according to State law, the District's investment policy limits investment portfolio maturities to five years or less.

*Credit Risk:* STAR Ohio carries a rating of AAAM by Standard & Poor's. Ohio law requires that STAR Ohio maintain the highest rating provided by at least one nationally recognized standard service rating.

*Concentration of Credit Risk:* The District places no limit on the amount that may be invested in any one issuer. The following table includes the percentage of each investment type held by the District at June 30, 2011:

<u>Investment type</u>	<u>Fair value</u>	<u>% of total</u>
STAR Ohio	\$ 2,385,868	100.00%
	<u>\$ 2,385,868</u>	<u>100.00%</u>

**C. Reconciliation of Cash and Investment to the Statement of Net Assets**

The following is a reconciliation of cash and investments as reported in the note above to cash and investments as reported on the statement of net assets as of June 30, 2011:

<u>Cash and investments per note</u>	
Carrying amount of deposits	\$ 1,231,976
Investments	<u>2,385,868</u>
Total	<u>\$ 3,617,844</u>
 <u>Cash and investments per statement of net assets</u>	
Governmental activities	\$ 3,590,016
Agency fund	<u>27,828</u>
Total	<u>\$ 3,617,844</u>

**JAMES A. GARFIELD LOCAL SCHOOL DISTRICT  
PORTAGE COUNTY, OHIO**

NOTES TO THE BASIC FINANCIAL STATEMENTS  
FOR THE FISCAL YEAR ENDED JUNE 30, 2011

**NOTE 5 - INTERFUND TRANSACTIONS**

Due to/from other funds at June 30, 2011 as reported on the fund financial statements, consist of the following:

<u>Due from other funds</u>	<u>Due to other funds</u>	<u>Amount</u>
General	Nonmajor governmental funds	\$ 66,644

The purpose of the due to/from other funds balance at June 30, 2011 is to show the liability of certain nonmajor governmental funds to the general fund for their portion of the workers' compensation and pension liabilities and to cover negative cash balances.

Due to/from other funds between governmental funds are eliminated on the government-wide financial statements; therefore, no internal balances at June 30, 2011 are reported on the statement of net assets.

**NOTE 6 - PROPERTY TAXES**

Property taxes are levied and assessed on a calendar year basis while the District fiscal year runs from July through June. First half tax collections are received by the District in the second half of the fiscal year. Second half tax distributions occur in the first half of the following fiscal year.

Property taxes include amounts levied against all real property, public utility property, and certain tangible personal (used in business) property located in the District. Real property tax revenues received in calendar year 2011 represent the collection of calendar year 2010 taxes. Real property taxes received in calendar year 2011 were levied after April 1, 2010, on the assessed values as of January 1, 2010, the lien date. Assessed values for real property taxes are established by State statute at 35 percent of appraised market value. Real property taxes are payable annually or semiannually. If paid annually, payment is due December 31; if paid semiannually, the first payment is due December 31, with the remainder payable by June 20. Under certain circumstances, State statute permits alternate payment dates to be established. Public utility property tax revenues received in calendar year 2011 represent the collection of calendar year 2010 taxes. Public utility real and tangible personal property taxes received in calendar year 2011 became a lien on December 31, 2009, were levied after April 1, 2010, and are collected with real property taxes. Public utility real property is assessed at 35 percent of true value; public utility tangible personal property is currently assessed at varying percentages of true value.

Tangible personal property tax revenues received in the District's fiscal year ended June 30, 2011 (other than public utility property) generally represent the collection of calendar year 2010 taxes levied against local and inter-exchange telephone companies. Tangible personal property taxes received from telephone companies in calendar year 2010 were levied after October 1, 2009 on the value as of December 31, 2009. Amounts paid by multi-county taxpayers were due September 20, 2010. Single county taxpayers could pay annually or semiannually. If paid semiannually, the first payment was due April 30, 2010, with the remainder payable by September 20, 2010.

**JAMES A. GARFIELD LOCAL SCHOOL DISTRICT  
PORTAGE COUNTY, OHIO**

NOTES TO THE BASIC FINANCIAL STATEMENTS  
FOR THE FISCAL YEAR ENDED JUNE 30, 2011

**NOTE 6 - PROPERTY TAXES - (Continued)**

The District receives property taxes from Portage County. The County Auditor periodically advances to the District its portion of the taxes collected. Second-half real property tax payments collected by the County by June 30, 2011, are available to finance fiscal year 2011 operations. The amount available as an advance at June 30, 2011 was \$381,469 in the general fund and \$40,161 in the bond retirement fund, a nonmajor governmental fund. This amount is recorded as revenue. The amount available for advance at June 30, 2010 was \$807,136 in the general fund and \$86,177 in the bond retirement fund, a nonmajor governmental fund. The amount of second-half real property taxes available for advance at fiscal year-end can vary based on the date the tax bills are sent.

Accrued property taxes receivable includes real property, public utility property and delinquent tangible personal property taxes which are measurable as of June 30, 2011 and for which there is an enforceable legal claim. Although total property tax collections for the next fiscal year are measurable, only the amount of real property taxes available as an advance at June 30 was levied to finance current fiscal year operations and is reported as revenue at fiscal year end. The portion of the receivable not levied to finance current fiscal year operations is offset by a credit to unearned revenue.

On the accrual basis of accounting, collectible delinquent property taxes have been recorded as a receivable and revenue, while on a modified accrual basis of accounting the revenue has been deferred.

The assessed values upon which the fiscal year 2011 taxes were collected are:

	2010 Second Half Collections		2011 First Half Collections	
	<u>Amount</u>	<u>Percent</u>	<u>Amount</u>	<u>Percent</u>
Agricultural/residential and other real estate	\$ 162,102,450	96.96	\$ 163,014,410	97.30
Public utility personal	4,828,790	2.89	4,529,380	2.70
Tangible personal property	<u>259,620</u>	<u>0.15</u>	<u>-</u>	<u>-</u>
Total	<u>\$ 167,190,860</u>	<u>100.00</u>	<u>\$ 167,543,790</u>	<u>100.00</u>
Tax rate per \$1,000 of assessed valuation	\$ 69.56		\$ 69.54	

**JAMES A. GARFIELD LOCAL SCHOOL DISTRICT  
PORTAGE COUNTY, OHIO**

NOTES TO THE BASIC FINANCIAL STATEMENTS  
FOR THE FISCAL YEAR ENDED JUNE 30, 2011

**NOTE 7 - RECEIVABLES**

Receivables at June 30, 2011 consisted of taxes, accounts (billings for user charged services and student fees), intergovernmental, and accrued interest. All receivables are considered collectible in full due to the ability to foreclose for the nonpayment of taxes, the stable condition of State programs and the current year guarantee of federal funds. A summary of the principal items of receivables reported on the statement of net assets follows:

**Governmental activities:**

Taxes	\$ 4,836,560
Accounts	8,386
Intergovernmental	567,392
Accrued interest	<u>21</u>
Total	<u>\$ 5,412,359</u>

Receivables have been disaggregated on the face of the basic financial statements. All receivables are expected to be collected within subsequent years.

**NOTE 8 - CAPITAL ASSETS**

Capital asset activity for the fiscal year ended June 30, 2011, was as follows:

	Balance <u>06/30/10</u>	<u>Additions</u>	<u>Deductions</u>	Balance <u>06/30/11</u>
<i>Capital assets, not being depreciated:</i>				
Land	\$ 137,302	\$ -	\$ -	\$ 137,302
Total capital assets, not being depreciated	<u>137,302</u>	<u>-</u>	<u>-</u>	<u>137,302</u>
<i>Capital assets, being depreciated:</i>				
Land improvements	286,374	-	-	286,374
Buildings and improvements	10,418,058	77,582	-	10,495,640
Furniture, fixtures and equipment	1,001,639	39,563	(18,599)	1,022,603
Vehicles	<u>1,034,410</u>	<u>92,208</u>	<u>(4,605)</u>	<u>1,122,013</u>
Total capital assets, being depreciated	<u>12,740,481</u>	<u>209,353</u>	<u>(23,204)</u>	<u>12,926,630</u>
<i>Less: accumulated depreciation</i>				
Land improvements	(267,374)	(9,120)	-	(276,494)
Buildings and improvements	(3,722,010)	(196,043)	-	(3,918,053)
Furniture, fixtures and equipment	(776,762)	(74,077)	17,092	(833,747)
Vehicles	<u>(649,396)</u>	<u>(76,682)</u>	<u>2,227</u>	<u>(723,851)</u>
Total accumulated depreciation	<u>(5,415,542)</u>	<u>(355,922)</u>	<u>19,319</u>	<u>(5,752,145)</u>
Total capital assets being depreciated, net	<u>7,324,939</u>	<u>(146,569)</u>	<u>(3,885)</u>	<u>7,174,485</u>
Governmental activities capital assets, net	<u>\$ 7,462,241</u>	<u>\$ (146,569)</u>	<u>\$ (3,885)</u>	<u>\$ 7,311,787</u>

**JAMES A. GARFIELD LOCAL SCHOOL DISTRICT  
PORTAGE COUNTY, OHIO**

NOTES TO THE BASIC FINANCIAL STATEMENTS  
FOR THE FISCAL YEAR ENDED JUNE 30, 2011

**NOTE 8 - CAPITAL ASSETS - (Continued)**

Depreciation expense was charged to governmental functions as follows:

<u>Instruction:</u>	
Regular	\$ 186,744
Special	5,637
<u>Support services:</u>	
Pupil	652
Instructional staff	7,408
Administration	33,366
Fiscal	775
Operations and maintenance	36,408
Pupil transportation	73,016
Extracurricular	4,343
Food service operations	<u>7,573</u>
Total depreciation expense	<u>\$ 355,922</u>

**NOTE 9 - CAPITALIZED LEASES - LESSEE DISCLOSURE**

In prior years, the District entered into capitalized leases for copier equipment. These lease agreements met the criteria of a capital lease as defined by generally accepted accounting principles, which defines a capital lease generally as one which transfers benefits and risks of ownership to the lessee. Capital lease payments have been reclassified and are reflected as debt service expenditures in the financial statements for the governmental funds. These expenditures are reported as function expenditures on the budgetary statements.

Capital assets consisting of office equipment have been capitalized in the amount of \$145,939. This amount represents the present value of the minimum lease payments at the time of acquisition. A corresponding liability is recorded in the government-wide financial statements. Accumulated depreciation as of June 30, 2011 was \$145,939, leaving no current book value. Principal payments in fiscal year 2011 totaled \$31,919 paid by the general fund.

The following is a schedule of the future long-term minimum lease payments required under the capital lease and the present value of the future minimum lease payments as of June 30, 2011

<u>Fiscal Year Ending June 30,</u>	<u>Amount</u>
2012	<u>\$ 8,481</u>
Total	8,481
Less: amount representing interest	<u>(108)</u>
Present value of minimum lease payments	<u>\$ 8,373</u>

**JAMES A. GARFIELD LOCAL SCHOOL DISTRICT  
PORTAGE COUNTY, OHIO**

NOTES TO THE BASIC FINANCIAL STATEMENTS  
FOR THE FISCAL YEAR ENDED JUNE 30, 2011

**NOTE 10 - LONG-TERM OBLIGATIONS**

- A. During the fiscal year 2011, the following changes occurred in governmental activities long-term obligations:

	Balance 06/30/10	Additions	Reductions	Balance 06/30/11	Amounts Due in One Year
General obligation bonds	\$ 5,180,647	\$ 71,574	\$ (285,000)	\$ 4,967,221	\$ 267,221
Capital lease obligation	40,292	-	(31,919)	8,373	8,373
Compensated absences	737,143	133,082	(61,249)	808,976	77,087
Total	\$ 5,958,082	\$ 204,656	\$ (378,168)	5,784,570	\$ 352,681
Less: Unamortized deferred charge on refunding				(116,064)	
Add: Unamortized premium on refunding				201,625	
Total on statement of net assets				\$ 5,870,131	

*Compensated absences:* Compensated absences will be paid from the fund from which the employees' salaries are paid which, for the District, is primarily the general fund.

*Capital lease obligation:* The capital lease obligation will be paid from the general fund. See Note 9 for details.

- B. On March 1, 2007, the District issued general obligation bonds (series 2007 refunding bonds) to advance refund the callable portion of the series 1999 current interest general obligation bonds (callable principal \$5,105,000). The issuance proceeds of \$5,258,550 were used to purchase securities which were placed in an irrevocable trust to provide resources for all future debt service payments on the refunded debt. This refunded debt is considered defeased (in-substance) and accordingly, has been removed from the statement of net assets. At June 30, 2011, \$4,860,000 of this debt was outstanding.

The refunding issue is comprised of both current interest bonds, par value \$4,865,000, and capital appreciation bonds, par value \$239,996. One capital appreciation bond matured on December 1, 2010 and the remaining will mature on December 1, 2011 at a redemption price equal to 100% of the principal, plus accrued interest to the redemption date. The accreted value at maturity for the remaining capital appreciation bond is \$285,000. Total accreted interest of \$159,465 has been included in the statement of activities.

**JAMES A. GARFIELD LOCAL SCHOOL DISTRICT  
PORTAGE COUNTY, OHIO**

NOTES TO THE BASIC FINANCIAL STATEMENTS  
FOR THE FISCAL YEAR ENDED JUNE 30, 2011

**NOTE 10 - LONG-TERM OBLIGATIONS - (Continued)**

The following is a schedule of activity for fiscal year 2011 on the 2007 series refunding bonds:

	Balance Outstanding <u>06/30/10</u>	<u>Additions</u>	<u>Reductions</u>	Balance Outstanding <u>06/30/11</u>	Amounts Due in <u>One Year</u>
Refunding bonds - series 2007:					
Current interest bonds	\$ 4,700,000	\$ -	\$ -	\$ 4,700,000	\$ -
Capital appreciation bonds	239,996	-	(132,240)	107,756	107,756
Accreted interest	<u>240,651</u>	<u>71,574</u>	<u>(152,760)</u>	<u>159,465</u>	<u>159,465</u>
Total refunding bonds - series 2007	<u>\$ 5,180,647</u>	<u>\$ 71,574</u>	<u>\$ (285,000)</u>	<u>\$ 4,967,221</u>	<u>\$ 267,221</u>

The reacquisition price exceeded the net carrying amount of the old debt by \$153,550. This amount is being netted against the new debt and amortized over the remaining life of the refunded debt, which is equal to the life of the new debt issued.

The following is a summary of the future debt service requirements to maturity for the 2007 series refunding bonds:

Fiscal Year <u>Ending June 30,</u>	Current Interest Bonds			Capital Appreciation Bonds		
	<u>Principal</u>	<u>Interest</u>	<u>Total</u>	<u>Principal</u>	<u>Interest</u>	<u>Total</u>
2012	\$ -	\$ 188,000	\$ 188,000	\$ 107,756	\$ 177,244	\$ 285,000
2013	285,000	182,300	467,300	-	-	-
2014	295,000	170,700	465,700	-	-	-
2015	310,000	158,600	468,600	-	-	-
2016	315,000	146,100	461,100	-	-	-
2017 - 2021	1,795,000	525,300	2,320,300	-	-	-
2022 - 2025	<u>1,700,000</u>	<u>139,400</u>	<u>1,839,400</u>	<u>-</u>	<u>-</u>	<u>-</u>
Total	<u>\$ 4,700,000</u>	<u>\$ 1,510,400</u>	<u>\$ 6,210,400</u>	<u>\$ 107,756</u>	<u>\$ 177,244</u>	<u>\$ 285,000</u>

**D. Legal Debt Margin**

The Ohio Revised Code provides that voted net general obligation debt of the District shall never exceed 9% of the total assessed valuation of the District. The code further provides that unvoted indebtedness shall not exceed 1/10 of 1% of the property valuation of the District. The code additionally states that unvoted indebtedness related to energy conservation debt shall not exceed 9/10 of 1% of the property valuation of the District. The assessed valuation used in determining the District's legal debt margin has been modified by House Bill 530 which became effective March 30, 2006. In accordance with House Bill 530, the assessed valuation used in the District's legal debt margin calculation excluded tangible personal property used in business, telephone or telegraph property, interexchange telecommunications company property, and personal property owned or leased by a railroad company and used in railroad operations. The effects of these debt limitations at June 30, 2011, are a voted debt margin of \$10,522,058 (including available funds of \$250,873) and an unvoted debt margin of \$167,544.



**JAMES A. GARFIELD LOCAL SCHOOL DISTRICT  
PORTAGE COUNTY, OHIO**

NOTES TO THE BASIC FINANCIAL STATEMENTS  
FOR THE FISCAL YEAR ENDED JUNE 30, 2011

**NOTE 11 - OTHER EMPLOYEE BENEFITS**

**A. Compensated Absences**

The criteria for determining vacation and sick leave benefits are derived from negotiated agreements and State laws. Classified employees earn ten to twenty days of vacation per year, depending upon length of service. Accumulated unused vacation time is paid to classified employees upon termination of employment. Teachers do not earn vacation time.

Each employee earns sick leave at the rate of one and one-fourth days per month. Upon retirement, payment is made for thirty percent of the total sick leave accumulation, up to a maximum accumulation of seventy-five days for both certificated and classified employees. An employee receiving such payment must meet the retirement provisions set by the State Teachers Retirement System of Ohio (STRS Ohio) and the School Employees Retirement System (SERS).

**B. Group Health and Dental Insurance**

Health, life, vision and dental and other group insurance is offered to employees as a fringe benefit. Employer and employee contributions to premium are determined by negotiated agreements with employee labor unions (currently, single and family coverage is 100% Board paid; the employee co-pay for family medical coverage is 20% of the difference between the family medical plan and single medical plan; the employee co-pay for single medical coverage is \$20 per month; prescription and dental coverage premiums are 100% Board paid; the employee co-pay for vision is \$1 per month for single and family coverage.).

**C. Early Retirement Incentive**

The District offers an early retirement incentive plan for certified and classified employees. This plan will be paid in addition to cash payments for unused sick leave. For an employee to be eligible for the plan, the employee must be eligible for retirement by July 1 of each year. The employee must have ten or more full years of continuous full-time service with the District since the most recent date of employment or reemployment and must be in an active state of employment at the time of retirement.

A certified or classified employee who elects not to retire by July 1 of the year in which the employee achieves thirty years of service credit will thereafter be ineligible for the retirement incentive bonus. A certified employee who achieves twenty-five years of service credit at age fifty-five or achieves ten years of service credit at age 60 and elects not to retire will thereafter be ineligible for the retirement incentive bonus. A classified employee who achieves twenty-five years of service credit at age fifty-five or achieves ten years of service credit at age 60 may apply for the retirement incentive bonus at the employees' option.

For certified employees, the amount of the retirement incentive is a one-time payment of \$15,000 to be made by January 31 of the year following retirement. Certified employees who become first-time eligible must notify the Board of their intent to retire by April 1 prior to the date of retirement in order to qualify for the retirement incentive. No certified employees took the retirement incentive during fiscal year 2011.

For classified employees, the amount of the retirement incentive bonus is a one-time payment equal to one third of the employee's previous year's pay to be made by January 31 of the year following retirement. No classified employees took the retirement incentive bonus during fiscal year 2011.

**JAMES A. GARFIELD LOCAL SCHOOL DISTRICT  
PORTAGE COUNTY, OHIO**

NOTES TO THE BASIC FINANCIAL STATEMENTS  
FOR THE FISCAL YEAR ENDED JUNE 30, 2011

**NOTE 12 - RISK MANAGEMENT**

**A. Comprehensive**

The District participates in the Portage County School Consortium (the "Consortium"), which is a cooperative entity among 20 educational-service providers formed in 1981 to facilitate effective risk management and to share the cost of providing various insurance coverages and employee benefits. The Health and Welfare Trust is organized under the provisions of Section 501(c) (9) of the Internal Revenue Code. Its purpose is to facilitate the management of risks associated with providing employee benefits coverage such as health insurance, disability insurance and life insurance. A third party administrator is retained by the consortium to facilitate the operation of the Health and Welfare Trust. The District pays all insurance premiums directly to the consortium. The insurance agreement with the Consortium also provides that the Consortium will reinsure through commercial companies for claims over \$200,000 per employee. Although the District does not participate in the day-to-day management of the Consortium, one of its administrators serves as a trustee of the Consortium's governing board, as provided in the Consortium's enabling authority. Although the District recognizes that it retains a contingent liability to provide insurance coverage should the assets of the Consortium become depleted, it is the opinion of management that the assets of the Consortium are sufficient to meet its claims.

The District is exposed to various risks of loss related to torts; theft of, damage to, and destruction of assets; errors and omissions; and natural disasters. During fiscal year 2011, the District contracted with the following carriers for various insurance coverages, as follows:

<u>Insurance Provider</u>	<u>Coverage</u>	<u>Deductible</u>
Ohio Casualty Insurance	General Liability	\$0
Ohio Casualty Insurance	Automobile	\$250/\$500
Ohio Casualty Insurance	Property Insurance	\$2,500

There has been no significant reduction in insurance coverages from coverages in the prior year. In addition, settled claims resulting from these risks have not exceeded commercial insurance coverages in any of the past three fiscal years.

**B. Workers' Compensation Group Rating Plan**

The District participates in the Ohio School Boards Association Workers' Compensation Group Rating Plan (the "Plan"), an insurance purchasing pool (See Note 2.A.). The intent of the Plan is to achieve the benefit of a reduced premium for the District by virtue of its grouping and representation with other participants in the Plan.

The workers' compensation experience of the participating districts is calculated as one experience and a common premium rate is applied to all school districts in the Plan. Each participant pays its workers' compensation premium to the state based on the rate for the Plan rather than its individual rate. Total savings are then calculated and each participant's individual performance is compared to the overall savings percentage of the Plan. A participant will then either receive money from or be required to contribute to the "equity pooling fund". This "equity pooling" arrangement insures that each participant shares equally in the overall performance of the Plan. Participation in the Plan is limited to districts that can meet the Plan's selection criteria. The firm of Comp Management Inc. provides administrative, cost control and actuarial services to the Plan.

**JAMES A. GARFIELD LOCAL SCHOOL DISTRICT  
PORTAGE COUNTY, OHIO**

NOTES TO THE BASIC FINANCIAL STATEMENTS  
FOR THE FISCAL YEAR ENDED JUNE 30, 2011

**NOTE 13 - PENSION PLANS**

**A. School Employees Retirement System**

Plan Description - The District contributes to the School Employees Retirement System (SERS), a cost-sharing, multiple-employer defined benefit pension plan. SERS provides retirement, disability, survivor benefits, annual cost-of-living adjustments, and death benefits to plan members and beneficiaries. Authority to establish and amend benefits is provided by Chapter 3309 of the Ohio Revised Code. SERS issues a publicly available, stand-alone financial report that includes financial statements and required supplementary information. That report may be obtained by writing to the School Employees Retirement System, 300 East Broad Street, Suite 100, Columbus, Ohio 43215-3746. It is also posted on the SERS' Ohio website, [www.ohsers.org](http://www.ohsers.org), under "*Media/Financial Reports*".

Funding Policy - Plan members are required to contribute 10 percent of their annual covered salary and the District is required to contribute at an actuarially determined rate. The current District rate is 14 percent of annual covered payroll. A portion of the District's contribution is used to fund pension obligations with the remainder being used to fund health care benefits. For fiscal year 2011, 11.77 percent and 0.04 percent of annual covered salary was the portion used to fund pension obligations and death benefits, respectively. The contribution requirements of plan members and employers are established and may be amended by the SERS' Retirement Board up to a statutory maximum amount of 10 percent for plan members and 14 percent for employers. Chapter 3309 of the Ohio Revised Code provides statutory authority for member and employer contributions. The District's required contributions for pension obligations and death benefits to SERS for the fiscal years ended June 30, 2011, 2010 and 2009 were \$204,447, \$220,323 and \$156,817, respectively; 51.76 percent has been contributed for fiscal year 2011 and 100 percent for fiscal years 2010 and 2009.

**B. State Teachers Retirement System of Ohio**

Plan Description - The District participates in the State Teachers Retirement System of Ohio (STRS Ohio), a cost-sharing, multiple-employer public employee retirement plan. STRS Ohio provides retirement and disability benefits to members and death and survivor benefits to beneficiaries. STRS Ohio issues a stand-alone financial report that may be obtained by writing to STRS Ohio, 275 E. Broad St., Columbus, OH 43215-3771, by calling (888) 227-7877, or by visiting the STRS Ohio website at [www.strsoh.org](http://www.strsoh.org), under "*Publications*".

New members have a choice of three retirement plans, a Defined Benefit (DB) Plan, a Defined Contribution (DC) Plan and a Combined Plan. The DB plan offers an annual retirement allowance based on final average salary times a percentage that varies based on years of service, or an allowance based on a member's lifetime contributions and earned interest matched by STRS Ohio funds divided by an actuarially determined annuity factor. The DC Plan allows members to place all their member contributions and employer contributions equal to 10.5 percent of earned compensation into an investment account. Investment decisions are made by the member. A member is eligible to receive a retirement benefit at age 50 and termination of employment. The member may elect to receive a lifetime monthly annuity or a lump sum withdrawal. The Combined Plan offers features of both the DC Plan and the DB Plan. In the Combined Plan, member contributions are invested by the member, and employer contributions are used to fund the defined benefit payment at a reduced level from the regular DB Plan. The DB portion of the Combined Plan payment is payable to a member on or after age 60; the DC portion of the account may be taken as a lump sum or converted to a lifetime monthly annuity at age 50. Benefits are established by Chapter 3307 of the Ohio Revised Code.

**JAMES A. GARFIELD LOCAL SCHOOL DISTRICT  
PORTAGE COUNTY, OHIO**

**NOTES TO THE BASIC FINANCIAL STATEMENTS  
FOR THE FISCAL YEAR ENDED JUNE 30, 2011**

**NOTE 13 - PENSION PLANS - (Continued)**

A DB or Combined Plan member with five or more years credited service who becomes disabled may qualify for a disability benefit. Eligible spouses and dependents of these active members who die before retirement may qualify for survivor benefits. Members in the DC Plan who become disabled are entitled only to their account balance. If a member of the DC Plan dies before retirement benefits begin, the member's designated beneficiary is entitled to receive the member's account balance.

Funding Policy - For fiscal year 2011, plan members were required to contribute 10 percent of their annual covered salaries. The District was required to contribute 14 percent; 13 percent was the portion used to fund pension obligations. Contribution rates are established by the State Teachers Retirement Board, upon recommendations of its consulting actuary, not to exceed statutory maximum rates of 10 percent for members and 14 percent for employers. Chapter 3307 of the Ohio Revised Code provides statutory authority for member and employer contributions.

The District's required contributions for pension obligations to STRS Ohio for the fiscal years ended June 30, 2011, 2010 and 2009 were \$779,171, \$754,827 and \$742,656, respectively; 83.70 percent has been contributed for fiscal year 2011 and 100 percent for fiscal years 2010 and 2009. Contributions to the DC and Combined Plans for fiscal year 2011 were \$30,417 made by the District and \$21,726 made by the plan members.

**C. Social Security System**

Effective July 1, 1991, all employees not otherwise covered by the SERS/STRS Ohio have an option to choose Social Security or the SERS/STRS Ohio. As of June 30, 2011, certain members of the Board of Education have elected Social Security. The District's liability is 6.2 percent of wages paid.

**NOTE 14 - POSTEMPLOYMENT BENEFITS**

**A. School Employees Retirement System**

Plan Description - The District participates in two cost-sharing, multiple employer postemployment benefit plans administered by the School Employees Retirement System (SERS) for non-certificated retirees and their beneficiaries, a Health Care Plan and a Medicare Part B Plan. The Health Care Plan includes hospitalization and physicians' fees through several types of plans including HMO's, PPO's, Medicare Advantage, and traditional indemnity plans. A prescription drug program is also available to those who elect health coverage. SERS employs two third-party administrators and a pharmacy benefit manager to manage the self-insurance and prescription drug plans, respectively. The Medicare Part B Plan reimburses Medicare Part B premiums paid by eligible retirees and beneficiaries as set forth in Section 3309.69 of the Ohio Revised Code. Qualified benefit recipients who pay Medicare Part B premiums may apply for and receive a monthly reimbursement from SERS. The reimbursement amount is limited by statute to the lesser of the January 1, 1999 Medicare Part B premium or the current premium. The Medicare Part B premium for calendar year 2011 was \$96.40 and SERS' reimbursement to retirees was \$45.50. Benefit provisions and the obligations to contribute are established by the System based on authority granted by State statute. The financial reports of both Plans are included in the SERS Comprehensive Annual Financial Report which is available by contacting SERS at 300 East Broad St., Suite 100, Columbus, Ohio 43215-3746. It is also posted on the SERS' Ohio website, [www.ohsers.org](http://www.ohsers.org), under "Media/Financial Reports".

**JAMES A. GARFIELD LOCAL SCHOOL DISTRICT  
PORTAGE COUNTY, OHIO**

**NOTES TO THE BASIC FINANCIAL STATEMENTS  
FOR THE FISCAL YEAR ENDED JUNE 30, 2011**

**NOTE 14 - POSTEMPLOYMENT BENEFITS - (Continued)**

Funding Policy - State statute permits SERS to fund the health care benefits through employer contributions. Each year, after the allocation for statutorily required benefits, the Retirement Board allocates the remainder of the employer contribution of 14 percent of covered payroll to the Health Care Fund. The Health Care Fund was established and is administered in accordance with Internal Revenue Code Section 105(e). For 2011, 1.43 percent of covered payroll was allocated to health care. An additional health care surcharge on employers is collected for employees earning less than an actuarially determined minimum compensation amount, pro-rated according to service credit earned. Statutes provide that no employer shall pay a health care surcharge greater than 2.0 percent of that employer's SERS-covered payroll; nor may SERS collect in aggregate more than 1.5 percent of the statewide SERS-covered payroll for the health care surcharge. For fiscal year 2011, the actuarially determined amount was \$35,800.

Active members do not contribute to the postemployment benefit plans. The Retirement Board establishes the rules for the premiums paid by the retirees for health care coverage for themselves and their dependents or for their surviving beneficiaries. Premiums vary depending on the plan selected, qualified years of service, Medicare eligibility and retirement status.

The District's contributions for health care (including surcharge) for the fiscal years ended June 30, 2011, 2010, and 2009 were \$59,137, \$42,143 and \$104,745, respectively; 51.76 percent has been contributed for fiscal year 2011 and 100 percent for fiscal years 2010 and 2009.

The Retirement Board, acting with advice of the actuary, allocates a portion of the employer contribution to the Medicare B Fund. For fiscal year 2011, this actuarially required allocation was 0.76 percent of covered payroll. The District's contributions for Medicare Part B for the fiscal years ended June 30, 2011, 2010, and 2009 were \$13,157, \$13,102 and \$12,939, respectively; 51.76 percent has been contributed for fiscal year 2011 and 100 percent for fiscal years 2010 and 2009.

**B. State Teachers Retirement System of Ohio**

Plan Description - The District contributes to the cost sharing, multiple employer defined benefit Health Plan (the "Plan") administered by the State Teachers Retirement System of Ohio (STRS Ohio) for eligible retirees who participated in the defined benefit or combined pension plans offered by STRS Ohio. Benefits include hospitalization, physicians' fees, prescription drugs and reimbursement of monthly Medicare Part B premiums. The Plan is included in the report of STRS Ohio which may be obtained by visiting [www.strsoh.org](http://www.strsoh.org), under "Publications" or by calling (888) 227-7877.

Funding Policy - Ohio law authorizes STRS Ohio to offer the Plan and gives the Retirement Board authority over how much, if any, of the health care costs will be absorbed by STRS Ohio. Active employee members do not contribute to the Plan. All benefit recipients pay a monthly premium. Under Ohio law, funding for post-employment health care may be deducted from employer contributions. For 2011, STRS Ohio allocated employer contributions equal to 1 percent of covered payroll to the Health Care Stabilization Fund. The District's contributions for health care for the fiscal years ended June 30, 2011, 2010 and 2009 were \$59,936, \$58,064 and \$57,127, respectively; 83.70 percent has been contributed for fiscal year 2011 and 100 percent for fiscal years 2010 and 2009.

**JAMES A. GARFIELD LOCAL SCHOOL DISTRICT  
PORTAGE COUNTY, OHIO**

NOTES TO THE BASIC FINANCIAL STATEMENTS  
FOR THE FISCAL YEAR ENDED JUNE 30, 2011

**NOTE 15 - BUDGETARY BASIS OF ACCOUNTING**

While reporting financial position, results of operations, and changes in fund balance on the basis of generally accepted accounting principles (GAAP), the budgetary basis as provided by law is based upon accounting for certain transactions on a basis of cash receipts and disbursements.

The statement of revenue, expenditures and changes in fund balance - budget and actual (non-GAAP budgetary basis) presented for the general fund is presented on the budgetary basis to provide a meaningful comparison of actual results with the budget. The major differences between the budget basis and the GAAP basis are that:

- (a) Revenues and other financing sources are recorded when received in cash (budget basis) as opposed to when susceptible to accrual (GAAP basis);
- (b) Expenditures and other financing uses are recorded when paid in cash (budget basis) as opposed to when the liability is incurred (GAAP basis);
- (c) In order to determine compliance with Ohio law, and to reserve that portion of the applicable appropriation, total outstanding encumbrances (budget basis) are recorded as the equivalent of an expenditure, as opposed to a reservation of fund balance for that portion of outstanding encumbrances not already recognized as an account payable (GAAP basis);
- (d) Advances-in and advances-out are operating transactions (budget basis) as opposed to balance sheet transactions (GAAP basis); and,
- (e) Some funds are included in the general fund (GAAP basis), but have separate legally adopted budgets (budget basis).

The adjustments necessary to convert the results of operations for the year on the budget basis to the GAAP basis for the general fund is as follows:

**Net Change in Fund Balance**

	<u>General fund</u>
Budget basis	\$ 90,158
Net adjustment for revenue accruals	(323,745)
Net adjustment for expenditure accruals	(63,718)
Net adjustment for other sources/uses	(134,817)
Funds budgeted elsewhere **	(55,174)
Adjustment for encumbrances	144,461
GAAP basis	\$ (342,835)

\*\* As part of Governmental Accounting Standards Board Statement No. 54, "Fund Balance Reporting", certain funds that are legally budgeted in separate funds are considered part of the general fund on a GAAP basis. This includes the emergency levy fund, uniform school supplies fund, public school support fund, District agency fund, and underground storage tank fund.

**JAMES A. GARFIELD LOCAL SCHOOL DISTRICT  
PORTAGE COUNTY, OHIO**

NOTES TO THE BASIC FINANCIAL STATEMENTS  
FOR THE FISCAL YEAR ENDED JUNE 30, 2011

**NOTE 16 - CONTINGENCIES**

**A. Grants**

The District receives significant financial assistance from numerous federal, State and local agencies in the form of grants. The disbursement of funds received under these programs generally requires compliance with terms and conditions specified in the grant agreements and are subject to audit by the grantor agencies. Any disallowed claims resulting from such audits could become a liability of the District. However, in the opinion of management, any such disallowed claims will not have a material effect on the financial position of the District.

**B. Litigation**

The District is a party to legal proceedings seeking damages or injunctive relief generally incidental to its operations and spending projects. The District management is of the opinion that disposition of the claim and legal proceedings will not have a material effect, if any, on the financial condition of the District.

**NOTE 17 - SET-ASIDES**

The District is required by State statute to annually set-aside in the general fund an amount based on a statutory formula for the purchase of textbooks and other instructional materials and an equal amount for the acquisition and construction of capital improvements. Amounts not spent by the end of the fiscal year or offset by similarly restricted resources received during the year must be held in cash at fiscal year-end. These amounts must be carried forward to be used for the same purposes in future years.

The following cash basis information describes the change in the fiscal year-end set-aside amounts for textbooks and capital improvements. Disclosure of this information is required by State statute.

	<u>Textbooks</u>	<u>Capital Improvements</u>
Set-aside balance June 30, 2010	\$ -	\$ -
Current year set-aside requirement	235,491	235,491
Contributions in excess of the current fiscal year set-aside requirement	-	-
Current year qualifying expenditures	(261,130)	(524,162)
Excess qualified expenditures from prior years	(234,855)	-
Current year offsets	-	-
Waiver granted by ODE	-	-
Prior year offset from bond proceeds	-	-
Total	<u>\$ (260,494)</u>	<u>\$ (288,671)</u>
Balance carried forward to fiscal year 2012	<u>\$ -</u>	<u>\$ -</u>
Set-aside balance June 30, 2011	<u>\$ -</u>	<u>\$ -</u>

**JAMES A. GARFIELD LOCAL SCHOOL DISTRICT  
PORTAGE COUNTY, OHIO**

NOTES TO THE BASIC FINANCIAL STATEMENTS  
FOR THE FISCAL YEAR ENDED JUNE 30, 2011

**NOTE 17 - SET-ASIDES - (Continued)**

The District had qualifying disbursements and offsets during the fiscal year that reduced the textbook set-aside amount to below zero. Effective July 1, 2011, the textbook set-aside is no longer required and has been removed from existing law. This negative balance is therefore not being presented as being carried forward to the future fiscal year. Although the District had qualifying disbursements and offsets during the fiscal year that reduced the set-aside amount to below zero for the capital improvements set-aside, this amount may not be used to reduce the set-aside requirement for future fiscal years. The negative balance is therefore not presented as being carried forward to future fiscal years.

In addition to the above statutory set-asides, the District also has \$50,662 in restricted for budget stabilization. Monies representing budget stabilization that were received prior to April 10, 2001, have been shown as a restricted asset and restricted fund balance in the general fund since allowable expenditures are restricted by State statute.

A schedule of the restricted assets at June 30, 2011 follows:

Amount restricted for budget stabilization	<u>\$ 50,662</u>
Total restricted cash	<u><u>\$ 50,662</u></u>

**NOTE 18 - OTHER COMMITMENTS**

The District utilizes encumbrance accounting as part of its budgetary controls. Encumbrances outstanding at year end may be reported as part of restricted, committed, or assigned classifications of fund balance. At year end, the District's commitments for encumbrances in the governmental funds were as follows:

<u>Fund Type</u>	<u>Year-End Encumbrances</u>
General fund	\$ 101,619
Other governmental	<u>21,674</u>
 Total	 <u><u>\$ 123,293</u></u>





# Rea & Associates, Inc.

ACCOUNTANTS AND BUSINESS CONSULTANTS

*Focused on Your Future.*

October 24, 2011

To the Board of Education  
James A. Garfield Local School District  
10235 SR 88  
Garrettsville, Ohio 44231

## **INDEPENDENT AUDITOR'S REPORT ON INTERNAL CONTROL OVER FINANCIAL REPORTING AND ON COMPLIANCE AND OTHER MATTERS BASED ON AN AUDIT OF FINANCIAL STATEMENTS PERFORMED IN ACCORDANCE WITH GOVERNMENT AUDITING STANDARDS**

We have audited the financial statements of James A. Garfield Local School District, Portage County, Ohio (the District) as of and for the year ended June 30, 2011, and have issued our report thereon dated October 24, 2011. We conducted our audit in accordance with auditing standards generally accepted in the United States of America and the standards applicable to financial audits contained in *Government Auditing Standards*, issued by the Comptroller General of the United States.

### **Internal Control Over Financial Reporting**

Management of the District is responsible for establishing and maintaining effective internal control over financial reporting. In planning and performing our audit, we considered the District's internal control over financial reporting as a basis for designing our auditing procedures for the purpose of expressing our opinion on the financial statements, but not for the purpose of expressing an opinion on the effectiveness of the District's internal control over financial reporting. Accordingly, we do not express an opinion on the effectiveness of the District's internal control over financial reporting.

A *deficiency in internal control* exists when the design or operation of a control does not allow management or employees, in the normal course of performing their assigned functions, to prevent, or detect and correct misstatements on a timely basis. A *material weakness* is a deficiency, or combination of deficiencies, in internal control, such that there is a reasonable possibility that a material misstatement of the entity's financial statements will not be prevented, or detected and corrected on a timely basis.

Our consideration of internal control over financial reporting was for the limited purpose described in the first paragraph of this section and was not designed to identify all deficiencies in internal control over financial reporting that might be deficiencies, significant deficiencies or material weaknesses. We did not identify any deficiencies in internal control over financial reporting that we consider to be material weaknesses, as defined above.

**Compliance and Other Matters**

As part of obtaining reasonable assurance about whether District's financial statements are free of material misstatement, we performed tests of its compliance with certain provisions of laws, regulations, contracts and grant agreements, noncompliance with which could have a direct and material effect on the determination of financial statement amounts. However, providing an opinion on compliance with those provisions was not an objective of our audit and, accordingly, we do not express such an opinion. The results of our tests disclosed no instances of noncompliance or other matters that are required to be reported under *Government Auditing Standards*.

This report is intended solely for the information and use of management, the Board of Education, federal awarding agencies, and pass-through entities and is not intended to be and should not be used by anyone other than those specified parties.

*Hea & Associates, Inc.*



## Rea & Associates, Inc.

ACCOUNTANTS AND BUSINESS CONSULTANTS

*Focused on Your Future.*

October 24, 2011

The Board of Education  
James A. Garfield Local School District  
10235 SR 88  
Garrettsville, Ohio 44231

**INDEPENDENT AUDITOR'S REPORT ON COMPLIANCE WITH  
REQUIREMENTS THAT COULD HAVE A DIRECT AND MATERIAL EFFECT  
ON EACH MAJOR PROGRAM AND INTERNAL CONTROL OVER  
COMPLIANCE IN ACCORDANCE WITH OMB CIRCULAR A-133**

### **Compliance**

We have audited the compliance of James A. Garfield Local School District, Portage County, Ohio (the District) with the types of compliance requirements described in the U. S. Office of Management and Budget (OMB) Circular A-133, *Compliance Supplement* that could have a direct and material effect on each of its major federal programs for the year ended June 30, 2011. The District's major federal programs are identified in the summary of auditor's results section of the accompanying *Schedule of Findings and Questioned Costs*. Compliance with the requirements of laws, regulations, contracts, and grants applicable to each of its major federal programs is the responsibility of the District's management. Our responsibility is to express an opinion on the District's compliance based on our audit.

We conducted our audit of compliance in accordance with auditing standards generally accepted in the United States of America; the standards applicable to financial audits contained in *Government Auditing Standards*, issued by the Comptroller General of the United States; and OMB Circular A-133, *Audits of States, Local Governments, and Non-Profit Organizations*. Those standards and OMB Circular A-133 require that we plan and perform the audit to obtain reasonable assurance about whether noncompliance with the types of compliance requirements referred to above that could have a direct and material effect on a major federal program occurred. An audit includes examining, on a test basis, evidence about the District's compliance with those requirements and performing such other procedures as we considered necessary in the circumstances. We believe that our audit provides a reasonable basis for our opinion. Our audit does not provide a legal determination on the District's compliance with those requirements.

In our opinion, the District complied, in all material respects, with the compliance requirements referred to above that could have a direct and material effect on each of its major federal programs for the year ended June 30, 2011.

**Internal Control over Compliance**

Management of the District is responsible for establishing and maintaining effective internal control over compliance with requirements of laws, regulations, contracts, and grants applicable to federal programs. In planning and performing our audit, we considered the District's internal control over compliance with requirements that could have a direct and material effect on a major federal program in order to determine our auditing procedures for the purpose of expressing our opinion on compliance and to test and report on internal control over compliance in accordance with OMB circular A-133, but not for the purpose of expressing an opinion on the effectiveness of internal control over compliance. Accordingly, we do not express an opinion on the effectiveness of the District's internal control over compliance.

*A deficiency in internal control over compliance* exists when the design or operation of a control over compliance does not allow management or employees, in the normal course of performing their assigned functions, to prevent, or detect and correct, noncompliance with a type of compliance requirement of a federal program on a timely basis. *A material weakness in internal control over compliance* is a deficiency, or combination of deficiencies, in internal control over compliance, such that there is a reasonable possibility that material noncompliance with a type of compliance requirement of a federal program will not be prevented, or detected and corrected, on a timely basis.

Our consideration of internal control over compliance was for the limited purpose described in the first paragraph of this section and was not designed to identify all deficiencies in internal control over compliance that might be deficiencies, significant deficiencies, or material weaknesses. We did not identify any deficiencies in internal control over compliance that we consider to be material weaknesses, as defined above.

This report is intended solely for the information and use of management, the Board of Education, federal awarding agencies, and pass-through entities and is not intended to be and should not be used by anyone other than those specified parties.

*Rea & Associates, Inc.*

**James A. Garfield Local School District**  
*Schedule of Receipts and Expenditures of Federal Awards - Cash Basis*  
For Fiscal Year Ended June 30, 2011

Federal Grantor/ Pass Through Grantor/ Program Title	CFDA Number	Program Year	Federal Receipts	Federal Disbursements
<b>U. S. Department of Education</b>				
<i>(Passed Through Ohio Department of Education):</i>				
Title I - Grants to Local Educational Agencies	84.010	2011	\$ 145,058	\$ 144,649
ARRA - Title I - Grants to Local Educational Agencies	84.389	2011	47,698	47,331
Title I - Grants to Local Educational Agencies	84.010	2010	29,124	29,146
ARRA - Title I - Grants to Local Educational Agencies	84.389	2010	6,386	6,578
Total Title I - Grants to Local Educational Agencies			228,266	227,704
<i>Special Education Cluster</i>				
Special Education - Grants to States	84.027	2010	47,510	47,934
ARRA - Special Education - Grants to States	84.391	2010	85,080	99,847
Special Education - Grants to States	84.027	2011	239,580	235,757
ARRA - Special Education - Grants to States	84.391	2011	61,789	64,688
Total Special Education - Grants to States			433,959	448,226
Special Education - Preschool Grants	84.173	2010	872	872
ARRA - Special Education - Preschool Grants	84.392	2010	535	535
Special Education - Preschool Grants	84.173	2011	3,744	3,744
ARRA - Special Education - Preschool Grants	84.392	2011	1,738	1,738
Total Special Education - Preschool Grants			6,889	6,889
<i>Total Special Education Cluster</i>			440,848	455,115
Title IV-A Safe and Drug-Free Schools	84.186	2011	550	950
Title II-D Technology	84.318	2011	1,268	1,274
Title II-A Improving Teacher Quality	84.367	2010	13,398	13,477
Title II-A Improving Teacher Quality	84.367	2011	61,321	60,647
Total Title II-A Improving Teacher Quality			74,719	74,124
ARRA - State Fiscal Stabilization Fund	84.394	2010		41,777
ARRA - State Fiscal Stabilization Fund	84.394	2011	445,055	404,759
Total State Fiscal Stabilization Fund			445,055	446,536
Total U.S. Department of Education			1,190,706	1,205,703
<b>U. S. Department of Agriculture</b>				
<i>(Passed Through Ohio Department of Education):</i>				
Child Nutrition Cluster:				
Non-Cash Assistance (Food Distribution):				
National School Lunch Program	10.555		35,071	35,071
Cash Assistance:				
School Breakfast Program	10.553		35,724	35,724
National School Lunch Program	10.555		172,110	172,110
Cash Assistance Subtotal			207,834	207,834
<i>Total Child Nutrition Cluster</i>			242,905	242,905
Total U.S. Department of Agriculture			242,905	242,905
Total Federal Assistance			\$ 1,433,611	\$ 1,448,608

SEE ACCOMPANYING NOTES TO THIS SCHEDULE

**James A. Garfield Local School District**

*Notes to the Schedule of Receipts and Expenditures of Federal Awards – Cash Basis  
For the Fiscal Year Ended June 30, 2011*

**Note A - Child Nutrition Cluster**

Federal money commingled with state subsidy reimbursements. It is assumed federal moneys are expended first.

**Note B – Food Donation Program**

Program regulations do not require the School District to maintain separate inventory records for purchased food and food received from the U.S. Department of Agriculture. This non-monetary assistance and related expenditures are reported in this schedule at the value of the commodities received as assessed by the U.S. Department of Agriculture (entitlement value).

**Note C - Transfers**

The School District generally must spend Federal assistance within 15 months of receipt (funds must be obligated by June 30 and spent by September 30). However, with Ohio Department of Education’s (ODE) approval, a School District can transfer unspent Federal assistance to the succeeding year, thus allowing the District a total of 27 months to spend the assistance. During fiscal year 2011, the ODE authorized the following transfers:

<u>CFDA</u>		<u>Program</u>		
<u>Number</u>	<u>Program Title</u>	<u>Year</u>	<u>Transfers Out</u>	<u>Transfers In</u>
84.318	Title II-D - Education Technology	2010	\$ 6	
84.318	Title II-D - Education Technology	2011		\$ 6
84.010	Title I - Grants to Local Educational Agencies	2010	167	
84.010	Title I - Grants to Local Educational Agencies	2011		167
84.367	Title II-A - Improving Teacher Quality	2010	10	
84.367	Title II-A - Improving Teacher Quality	2011		10
84.186	Title IV-A Safe and Drug Free Schools	2010	400	
84.186	Title IV-A Safe and Drug Free Schools	2011		400
84.389	Title I - ARRA	2010	14	
84.389	Title I - ARRA	2011		14

**James A. Garfield Local School District  
Schedule of Findings and Questioned Costs  
OMB Circular A-133, Section .505  
June 30, 2011**

**1. SUMMARY OF AUDITOR'S RESULTS**

(d) (1) (i)	Type of Financial Statement Opinion	Unqualified
(d) (1) (ii)	Were there any material control weakness conditions reported at the financial statement level (GAGAS)?	No
(d) (1) (ii)	Were there any other significant deficiency conditions reported at the financial statement level (GAGAS)?	No
(d) (1) (iii)	Was there any reported material non-compliance at the financial statement level (GAGAS)?	No
(d) (1) (iv)	Was there any material internal control weakness conditions reported for major federal programs?	No
(d) (1) (iv)	Were there any other significant deficiencies reported for major federal programs?	No
(d) (1) (v)	Type of Major Programs' Compliance Opinion	Unqualified
(d) (1) (vi)	Are there any reportable findings under Section .510?	No
(d) (1) (vii)	Major Programs (list):	Special Education Cluster #84.027, 84.173, 84.391, 84.392 State Fiscal Stabilization Fund #84.394
(d) (1) (viii)	Dollar Threshold: Type A/B Programs	Type A: > \$300,000 Type B: All others
(d) (1) (ix)	Low Risk Auditee?	Yes

**2. FINDINGS RELATED TO THE FINANCIAL STATEMENTS REQUIRED TO BE REPORTED IN ACCORDANCE WITH GAGAS**

None noted

**3. FINDINGS AND QUESTIONED COSTS FOR FEDERAL AWARDS**

None noted



## Rea & Associates, Inc.

ACCOUNTANTS AND BUSINESS CONSULTANTS

*Focused on Your Future.*

### Independent Accountant's Report on Applying Agreed-Upon Procedure

October 24, 2011

James A. Garfield Local School District  
Portage County  
10235 State Route 88  
Garrettsville, Ohio 44231

To the Board of Education:

Ohio Rev. Code Section 117.53 states "the auditor of state shall identify whether the school district or community school has adopted an anti-harassment policy in accordance with Section 3313.666 of the Revised Code. This determination shall be recorded in the audit report. The auditor of state shall not prescribe the content or operation of any anti-harassment policy adopted by a school district or community school."

Accordingly, we have performed the procedure enumerated below, which was agreed to by the Board, solely to assist the Board in evaluating whether James A. Garfield Local School District has updated its anti-harassment policy in accordance with Ohio Rev. Code Section 3313.666. Management is responsible for complying with this requirement. This agreed-upon procedure engagement was conducted in accordance with attestation standards established by the American Institute of Certified Public Accountants. The sufficiency of this procedure is solely the responsibility of the Board. Consequently; we make no representation regarding the sufficiency of the procedure described below either for the purpose for which this report has been requested or for any other purpose.

1. We noted the Board amended its anti-harassment policy at its meeting on **1/6/2011** to include violence within a dating relationship within its definition of harassment, intimidation or bullying.

We were not engaged to and did not conduct an examination, the objective of which would be the expression of an opinion on compliance with the anti-harassment policy. Accordingly, we do not express such an opinion. Had we performed additional procedures, other matters might have come to our attention that would have been reported to you.

This report is intended solely for the information and use of management and the Board of Education and is not intended to be and should not be used by anyone other than these specified parties.

*Rea & Associates, Inc.*





# Dave Yost • Auditor of State

**JAMES A. GARFIELD LOCAL SCHOOL DISTRICT**

**PORTAGE COUNTY**

**CLERK'S CERTIFICATION**

**This is a true and correct copy of the report which is required to be filed in the Office of the Auditor of State pursuant to Section 117.26, Revised Code, and which is filed in Columbus, Ohio.**

*Susan Babbitt*

**CLERK OF THE BUREAU**

**CERTIFIED  
DECEMBER 29, 2011**