

CITY OF BRECKSVILLE, OHIO

AUDIT REPORT

**FOR THE YEAR ENDED
DECEMBER 31, 2011**

James G. Zupka, CPA, Inc.
Certified Public Accountants



Dave Yost • Auditor of State

Members of Council
City of Brecksville
9069 Brecksville Road
Brecksville, Ohio 44141

We have reviewed the *Independent Auditor's Report* of the City of Brecksville, Cuyahoga County, prepared by James G. Zupka, CPA, Inc., for the audit period January 1, 2011 through December 31, 2011. Based upon this review, we have accepted these reports in lieu of the audit required by Section 117.11, Revised Code. The Auditor of State did not audit the accompanying financial statements and, accordingly, we are unable to express, and do not express an opinion on them.

Our review was made in reference to the applicable sections of legislative criteria, as reflected by the Ohio Constitution, and the Revised Code, policies, procedures and guidelines of the Auditor of State, regulations and grant requirements. The City of Brecksville is responsible for compliance with these laws and regulations.

A handwritten signature in black ink that reads "Dave Yost".

Dave Yost
Auditor of State

June 20, 2012

This page intentionally left blank.

**CITY OF BRECKSVILLE, OHIO
AUDIT REPORT
FOR THE YEAR ENDED DECEMBER 31, 2011**

TABLE OF CONTENTS

	<u>PAGE</u>
Independent Auditor's Report on Internal Control Over Financial Reporting and on Compliance and Other Matters Based on an Audit of Financial Statements Performed in Accordance with <i>Government Auditing Standards</i>	1-2
Status of Prior Audit Findings and Recommendations	3

This page intentionally left blank.

JAMES G. ZUPKA, C.P.A., INC.

Certified Public Accountants

5240 East 98th Street

Garfield Hts., Ohio 44125

Member American Institute of Certified Public Accountants

(216) 475 - 6136

Ohio Society of Certified Public Accountants

**REPORT ON INTERNAL CONTROL OVER FINANCIAL REPORTING
AND ON COMPLIANCE AND OTHER MATTERS BASED ON AN
AUDIT OF FINANCIAL STATEMENTS PERFORMED IN ACCORDANCE WITH
GOVERNMENT AUDITING STANDARDS**

To the Mayor and City Council
City of Brecksville, Ohio

We have audited the financial statements of the governmental activities, each major fund, and the aggregate remaining fund information of the City of Brecksville, Ohio, as of and for the year ended December 31, 2011, which collectively comprise the City of Brecksville, Ohio's financial statements and have issued our report thereon dated April 17, 2012. We conducted our audit in accordance with auditing standards generally accepted in the United States of America and the standards applicable to financial audits contained in *Government Auditing Standards*, issued by the Comptroller General of the United States.

Internal Control Over Financial Statements

Management of the City of Brecksville, Ohio, is responsible for establishing and maintaining effective internal control over financial reporting. In planning and performing our audit, we considered the City of Brecksville, Ohio's internal control over financial reporting as a basis for designing our auditing procedures for the purpose of expressing our opinions on the financial statements, but not for the purpose of expressing an opinion on the effectiveness of the City of Brecksville, Ohio's internal control over financial reporting. Accordingly, we do not express an opinion of the effectiveness of the City of Brecksville, Ohio's internal control over financial reporting.

A deficiency in internal control exists when the design or operation of a control does not allow management or employees, in the normal course of performing their assigned functions, to prevent, or detect and correct misstatements on a timely basis. *A material weakness* is a deficiency, or a combination of deficiencies, in internal control such that there is a reasonable possibility that a material misstatement of the City's financial statements will not be prevented, or detected and corrected on a timely basis.

Our consideration of internal control over financial reporting was for the limited purpose described in the first paragraph of this section and was not designed to identify all deficiencies in internal control over financial reporting that might be deficiencies, significant deficiencies, or material weaknesses. We did not identify any deficiencies in internal control over financial reporting that we consider to be material weaknesses, as defined above.

Compliance and Other Matters

As part of obtaining reasonable assurance about whether the City of Brecksville, Ohio's financial statements are free of material misstatement, we performed tests of its compliance with certain provisions of laws, regulations, contracts, and grant agreements, noncompliance with which could have a direct and material effect on the determination of financial statement amounts. However, providing an opinion on compliance with those provisions was not an objective of our audit, and accordingly, we do not express such an opinion. The results of our tests disclosed no instances of noncompliance or other matters that are required to be reported under *Government Auditing Standards*.

We noted certain matters that we reported to management of the City of Brecksville, Ohio, in a separate letter dated April 17, 2012.

This report is intended solely for the information and use of management, the audit committee, City Council, and others within the City, and is not intended to be and should not be used by anyone other than these specified parties.



James G. Zupka, CPA, Inc.
Certified Public Accountants

April 17, 2012

**CITY OF BRECKSVILLE, OHIO
CUYAHOGA, COUNTY
STATUS OF PRIOR AUDIT FINDINGS AND RECOMMENDATIONS
FOR THE FISCAL YEAR ENDED DECEMBER 31, 2011**

Management letter recommendations as of December 31, 2011, have been corrected, repeated, or procedures instituted to prevent occurrences in this audit period.

This page intentionally left blank.



City of Brecksville, Ohio



Comprehensive Annual Financial Report

For the period ending December 31, 2011



On the Cover...

The Bicentennial Obelisk was erected in a garden on the front lawn of Brecksville City Hall in honor of the Bicentennial. This garden and obelisk were paid for by donations and not tax payers dollars.

CITY OF BRECKSVILLE, OHIO

COMPREHENSIVE

ANNUAL FINANCIAL REPORT

FOR THE YEAR ENDED DECEMBER 31, 2011

ISSUED BY THE DEPARTMENT OF FINANCE

Virginia Price, CPA,

FINANCE DIRECTOR



Brecksville City Council and Mayor May 2011

(from left to right)

Seated

Council Vice-President, Greg Skaljac
Council President, Larry J. Potla
Councilman, Gerald E. Broski

Standing

Councilwoman, Nora L. Murphy
Councilman, Louis N. Carouse, Jr.
Finance Director, Virginia Price
Mayor, Jerry N. Hruby
Council Clerk, Mary Scullin
Councilman, Michael Harwood
Councilman, Rex Mack

City of Brecksville, Ohio
Comprehensive Annual Financial Report
For the Year Ended December 31, 2011
Table of Contents

I. Introductory Section

Table of Contents	i
Letter of Transmittal.....	iv
GFOA Certificate of Achievement.....	xi
List of City Officials.....	xii
Organizational Chart	xiii

II. Financial Section

Independent Accountants' Report	1
Management's Discussion and Analysis	3
Basic Financial Statements:	
Government-wide Financial Statements:	
Statement of Net Assets	14
Statement of Activities	15
Fund Financial Statements:	
Balance Sheet - Governmental Funds	16
Statement of Revenues, Expenditures and Changes in Fund Balances - Governmental Funds	18
Statement of Revenues, Expenditures and Changes in Fund Balance - Budget (Non-GAAP Basis) and Actual:	
General Fund.....	20
Fire Department Fund.....	21
Statement of Fund Net Assets - Proprietary Fund.....	22
Statement of Revenues, Expenses and Changes in Fund Net Assets - Proprietary Fund.....	23
Statement of Cash Flows - Proprietary Fund	24
Statement of Fiduciary Net Assets - Fiduciary Funds.....	25
Statement of Changes in Fiduciary Net Assets - Fiduciary Fund.....	26
Notes to the Basic Financial Statements	27

Combining and Individual Fund Statements and Schedules:

Combining Statements - Nonmajor Governmental Funds:

Fund Descriptions.....	58
Combining Balance Sheet - Nonmajor Governmental Funds	61
Combining Statement of Revenues, Expenditures and Changes in Fund Balances - Nonmajor Governmental Funds	62
Combining Balance Sheet - Nonmajor Special Revenue Funds	63
Combining Statement of Revenues, Expenditures and Changes in Fund Balances - Nonmajor Special Revenue Funds	66
Combining Balance Sheet - Nonmajor Capital Projects Funds.....	70
Combining Statement of Revenues, Expenditures and Changes in Fund Balances - Nonmajor Capital Projects Funds.....	72

Combining Statements - Fiduciary Funds:

Fund Descriptions.....	74
Combining Statement of Changes in Assets and Liabilities - Agency Funds	75

Individual Fund Schedules of Revenues, Expenditures/Expenses and Changes in
Fund Balance/Fund Equity - Budget (Non-GAAP Basis) and Actual:

Major Funds:

General Fund	77
Fire Department Fund	83
Special Assessment Bond Retirement Fund.....	84
General Municipal Improvement Fund	85
Buildings and Improvements Fund	86
Road Improvements Fund	87

Nonmajor Funds:

Motor Vehicle License Tax Fund.....	88
Street Repair and Maintenance Fund	89
State Highway Fund	90
Community Center Fund	91
Road Maintenance Fund.....	92
Federal Equitable Sharing Fund	93
Indigent Drivers Fund	94
Enforcement and Education Fund	95
Court Computerization Fund.....	96
Natureworks Grants Fund	97
Recycling Demo Fund.....	98
Tree Planting Grants Fund	99
Law Enforcement Fund.....	100
Law Enforcement Mandatory Drug Fund	101
Vehicle Immobilization Fund.....	102
Police Pension Fund	103
Memorial Fund	104
Peace Officer Training Fund	105
General Obligation Bond Retirement Fund.....	106
Issue II Fund.....	107
Recreation Expansion Fund.....	108

Police Station Building Fund	109
Sewer Improvement Fund	110
Public Utility Improvement Fund.....	111
Fire Ambulance Capital Fund	112
Self Insurance Fund.....	113
Cemetery Endowment Fund	114

III. Statistical Section

Statistical Section Table of Contents.....	S1
Net Assets by Component – Last Ten Years.....	S2
Changes in Net Assets – Last Ten Years.....	S4
Fund Balances, Governmental Funds – Last Ten Years	S8
Changes in Fund Balances, Governmental Funds – Last Ten Years.....	S10
Assessed Valuation and Estimated Actual Values of Taxable Property – Last Ten Years..	S12
Property Tax Rates – Direct and Overlapping Governments – Last Ten Years.....	S14
Principal Real Property Taxpayers – 2011 and 2002	S16
Property Tax Levies and Collections – Last Ten Years	S17
Income Tax Revenue Base and Collections – Last Ten Years.....	S18
Income Tax Filers by Income Level – Tax Years 2010 and 2001.....	S19
Ratios of Outstanding Debt to Total Personal Income and Debt Per Capita – Last Ten Years.....	S20
Ratio of General Obligation Bonded Debt to Estimated True Value of Taxable Property and Bonded Debt per Capita – Last Ten Years.....	S21
Computation of Direct and Overlapping Debt Attributable to Governmental Activities.....	S22
Legal Debt Margin Information – Last Ten Years	S23
Demographic and Economic Statistics – Last Ten Years.....	S24
Principal Employers – Current Year and Six Years Ago	S25
Full-Time Equivalent City Government Employees by Function/Program – Last Ten Years	S26
Capital Assets Statistics by Function/Program – Last Ten Years	S27
Operating Indicators by Function/Program – Last Ten Years.....	S28

April 17, 2012

To Members of Brecksville City Council and
The Citizens of Brecksville, Ohio

This report enables the City to comply with Ohio Administrative Code Section 117-2-03 (B), which requires reporting on a GAAP (Generally Accepted Accounting Principles) basis, and Ohio Revised Code Section 117.38 which requires cities reporting on a GAAP basis to file an annual report with the Auditor of State within 150 days of fiscal year end.

Management assumes full responsibility for the completeness and reliability of the information contained in this report, based upon a comprehensive framework of internal control that it has established for this purpose. Because the cost of internal control should not exceed the anticipated benefits, the objective is to provide reasonable, rather than absolute assurance that the financial statements are free of any material misstatements.

State statutes require the City of Brecksville (the City) to be subjected to an annual examination by the Auditor of State. Either the Auditor of State of Ohio or, if the Auditor permits, an independent public accounting firm conducts these audits. The City selected James G. Zupka, CPA to perform these services for the year ended December 31, 2011. The Independent Accountants' Report on the basic financial statements is included in the financial section of this report.

Management's discussion and analysis (MD&A) immediately follows the Independent Accountants' Report and provides a narrative introduction, overview and analysis of the basic financial statements. The MD&A complements this letter of transmittal and should be read in conjunction with it.

Profile of the Government

The City of Brecksville was founded in 1811. It was incorporated as a village under the laws of the State of Ohio in 1921 and attained City status in 1960 by virtue of its population exceeding 5,000. It is located in Cuyahoga County in northeastern Ohio, in the heart of rolling woodlands approximately fifteen miles south of the City of Cleveland. The City covers 19.54 square miles. In the year 2010 the U.S. Census Bureau reported that Brecksville had a population of 13,656, up two percent from 13,382 in 2000.

The City of Brecksville operates under and is governed by its Charter, first adopted by the voters on November 6, 1956 and amended from time to time. The Charter provides for a Mayor-Council form of government. A nine-member Charter Review Commission reviews the Charter every ten years and will again in 2013.



Legislative authority is vested in a seven-member City Council which is elected at large and whose terms are staggered. Four Council members are elected at each regular municipal election in November of odd numbered years. Of the four elected, the three receiving the highest number of votes serve a term of four years and the fourth serves a term of two years. The Council fixes compensation of City officials and employees and enacts ordinances and resolutions relating to City services, tax levies, the appropriation and borrowing of money, the licensing and regulation of business and the trades, and other municipal purposes. The presiding officer is the President who is elected by the Council for a one-year term.

The City of Brecksville's chief executive officer is the Mayor who is elected by the voters for a four-year term. The Mayor appoints, subject to approval of Council, the directors of the City's departments except for the Director of Finance, the Law Director and the Clerk of Council, all of whom are appointed by Council. He is the chief conservator of the peace, oversees the enforcement of all laws and ordinances, executes all contracts, conveyances, evidences of indebtedness and all other instruments to which the municipality is a party. He is the official and ceremonial head of the City. The Mayor is also the Safety Director and presides over the Mayor's Court.

Mayor Jerry N. Hruby was re-elected to an unprecedented seventh consecutive term as mayor in the November general election in 2011. Mayor Hruby is the only mayor to be elected to seven consecutive four-year terms since Brecksville became a village in 1921.

The City's Service Department works hard to respond to the needs of the residents, providing curbside rubbish and recycling collection, street maintenance, snow removal and maintenance of City recreational facilities, among other services. The Department is responsible for an annual, aggressive road repair and maintenance program.

Security of one's person and property is foremost on the minds of our full-time Police Department and Fire Department. Brecksville takes pride in its low crime rate and rapid response by both police and fire units. Police Chief Dennis Kancler retired in January of 2011. The new Chief of Police is Richard Mannarino.

Water service is provided to City residents by the City of Cleveland and sewer services are provided by the Northeast Regional Sewer District. Certain water lines and sewer lines are owned and maintained by the City.

Profile of the City

We're proud of our City's beautiful, safe and uncongested environment. We are a community that is "Building our future with respect for our past," a dynamic idea that combines forward thinking with our Western Reserve heritage, which is evident not only in our prevailing architectural style but in our business-friendly philosophy.

Residents have a variety of nearby transportation options. By automobile or by connections through downtown Cleveland on the Regional Transit Authority bus and rail lines, one can reach all areas of Cuyahoga County conveniently. State Routes 21 and 82 bisect Brecksville and there is easy access to interstate highways. I-77 and I-80, the Ohio Turnpike, both criss cross Brecksville. I-480, an east-west interstate is just 6 miles north of Brecksville. Amtrak cross-country rail service is available in downtown Cleveland, and Hopkins International Airport is located about fifteen miles from Brecksville.

Entertainment abounds just a short distance away for residents of Brecksville. In downtown Cleveland, the Cleveland Browns of the National Football League play in their spectacular Browns Stadium. Progressive Field is the home of Major League Baseball's Cleveland Indians. The Cleveland Cavaliers of the National Basketball Association, play at Quicken Loans Arena which is also a venue for concerts by major recording artists, the circus, ice shows, and a variety of other professional attractions. Cleveland State University's Wolstein Center is home to the Cleveland State University Vikings and even more concerts and shows. In the summer, a trip to the verdant setting of Blossom Music Center is a musical must. Just a short drive from Brecksville through the Cuyahoga Valley National Park, Blossom is the summer home of the Cleveland Orchestra and a venue for the biggest music stars touring the planet.

Residents have access to many cultural attractions such as the world-famous Cleveland Orchestra at Severance Hall, The Cleveland Museum of Art, The Great Lakes Science Center and the Rock n' Roll Hall of Fame and Museum. There are unique shopping areas such as Tower City Center and nightlife with dining in the Warehouse District and dining and entertainment on East 4th Street downtown and a concert venue in the "Flats" along the Cuyahoga River. Cleveland's downtown is a center of activity for all ages and just minutes from Brecksville.

The world-renowned Cleveland Clinic and University Hospitals supplement health care provided by nearby community hospitals and immediate care centers. Marymount and Parma Community General Hospitals serve as emergency care facilities for our residents and visitors who require use of our Fire Department's ambulances and staff of professional paramedics and EMTs. The Greater Cleveland area is known worldwide for excellence in health care.

Brecksville's wooded hills and ravines that lace the area help define its neighborhoods. As a result, every resident is close to natural beauty that has always been a hallmark of Brecksville living. Many neighborhoods are located next to the Brecksville Reservation of the Cleveland Metroparks and the 33,000-acre Cuyahoga Valley National Park. Brecksville is unique among Cuyahoga County communities because one-third of the City is park land. The Brecksville Reservation of the Cleveland Metroparks offers 2,500 acres of park land with facilities for picnicking, softball, horseback riding, golf, hiking and cross-country skiing. A paved all-purpose fitness trail offers walking, biking, running or strolling by the beautiful scenery. Two ski areas are close by. Brecksville was named a Tree City USA for the 16th consecutive year in 2011.

A sense of gracious living prevails from Brecksville's Public Square and its nearby cluster of historic homes along tree-shaded streets, to contemporary developments of single-family homes, to condominium and cluster home complexes throughout the community. Housing in Brecksville offers a mix of sizes, styles and price ranges with colonial and Western Reserve styles predominating. Despite its proximity to major metropolitan attractions, Brecksville maintains its quiet, suburban environment. Retail shopping is concentrated downtown near the Square, and shopping malls in nearby communities complement local merchants.

The City of Brecksville provides many programs for all ages through its Recreation Department. Baseball, basketball, volleyball, swimming, golf, tennis, jazzercise, exercise classes, crafts and day camps are just some of the many programs for family fun, fitness and recreation. Recreational facilities include the 84-acre Blossom Hill recreational area with its gymnasium, playground, pavilion, baseball fields, soccer fields and a state of the art soccer and lacrosse field. At City Hall there are three lighted baseball fields and three lighted tennis courts. Two full outdoor basketball courts are located on Stadium Drive and a third on the grounds of the Community Center. The 65,000 square-foot Community Center houses the Recreation Department as well as a field house, indoor pool, outdoor children's pool, elevated running track, youth game room, large cardio-vascular room and a large weight room, whirlpool, saunas and a dividable community room with facilities for meetings and catering. The rooms are a major source of revenue for the Community Center. Outdoors at the Community Center are a picnic pavilion and Kids Quarters, a spacious playground with all sorts of equipment to entertain younger children.

Brecksville's, 46,000 square-foot Human Services Center (attached to the Community Center) and expanded facilities for the Community Center attracts children less than one year old to folks in their nineties. The second floor of the beautiful building houses the Community Center's vast cardio-vascular fitness section. Headquartered in the Human Services Center is the Department of Human Services which maintains many programs including snow removal and a food bank for low income seniors. It coordinates the local Meals on Wheels program and provides free blood pressure screenings. The Human Services Center has a 30 by 50 foot warm water therapy exercise pool on the lower level and a full service kitchen with an accompanying large gathering area seating 125. A delicious and nutritious low-cost lunch is served by volunteers every Thursday followed by a free movie. Every Tuesday an excellent low cost breakfast is served. The varied services provided by the Human Services center are made possible through the 75 volunteers' generous gift of their time.

A quality education for our children is provided by the Brecksville-Broadview Heights City School District. The District earned the designation of “Excellent With Distinction” for the 2010-2011 school year. That is the 12th time the District has earned that honor. The High School Girls’ Gymnastics Team won its 11th State Championship and eighth in a row in 2011. Brecksville is also home to the Cuyahoga Valley Career Center, which is the area’s vocational school for high school students and also provides a multitude of adult education programs for area residents.

Eighty-eight percent of Brecksville residents own their own homes. The median age of our residents is 47. The property tax per \$100,000 of home value is \$2,140. Of that amount the City receives \$251.

Economic Development

The City of Brecksville is a business advocate and a connector. We help companies navigate site relocation and retention by uniting all the necessary elements to assure that Brecksville is an ultimate business destination. Mayor Hruby and the Economic Development Director have been overseeing the following projects:

The 100-acre Veterans Administration hospital (VA) property at Miller and Brecksville Roads began closing during 2011 as the VA is consolidating its operations at its location on the east side of Cleveland. The Mayor and City Council have planned for this closing and it is anticipated that future revenues from a redevelopment plan will exceed current revenues.

The 80,000 square-foot Cleveland Clinic Data Center will be fully operational in 2012.

A skilled care facility, called The Oaks of Brecksville, opened just north of the City square. The facility provides residential nursing and rehabilitation care.

Truenorth, a joint venture of the Lyden Company and Shell Oil, built a new headquarters building opening in 2012. Truenorth operates or supplies over 320 Shell franchised sites in Illinois, Ohio and Michigan. In addition, a new Truenorth gas station is to be built in 2012.

Rambus, Inc., headquartered in Los Altos, CA, is expanding its 28,000-square-foot facility on West Snowville Road in the business park south of the City. Rambus is one of the world’s premier technology licensing companies specializing in the invention and design of high-speed chip interfaces. Income tax revenue from this employer could eventually reach \$3 million annually.

In 2011, the Brecksville Shopping Center completed a major exterior makeover project and changed its name to Brecksville Town Center. In 2012, the Center will lose its current anchor grocery store, but has already leased the space to another grocery store.

Accomplishments

The City is proud that Moody’s Investors Services has once again awarded our City a bond rating of Aaa. This is the highest gradation of credit worthiness, which attests to our strong economic health and prudent fiscal management.

The City of Brecksville’s Finance Department was proud to receive its 21st consecutive, Certificate of Achievement for Excellence in Financial Reporting for its Comprehensive Annual Financial Report for the Year ended December 31, 2010. It was also the fifth year that the Finance Department produced its award-winning Popular Annual Financial Report.

The City's Purchasing and Service Departments have combined to form an updated manner of disposing of old and surplus equipment and increase proceeds derived from the sale. The City has joined GovDeals to develop on-line auctions for these sales.

More than two decades ago Brecksville began its Citywide curbside recycling program. We take pride in how the program has grown into a major and quite successful partnership between City Services and the residents. To honor 23 years of recycling, the City adopted the slogan, "We're Still Going Green." Brecksville recycles nearly 45 percent of all rubbish collected, including metal, glass, newspapers, magazines, plastic containers and yard waste. The recycling program even has its own video which can be seen on line at brecksville.oh.us. Click on Departments/Service. The primary goal of the City's award-winning recycling program is to limit what we place in landfills and to conserve natural resources.

In 2009, the City established "Shred Your Document Day." In the spring, summer and fall of 2011, a giant shredder truck rolled into town and shredded tons of documents. Shredding day services were free and open to residents and businesses alike. The Department of Human Services requested that participants bring canned goods for the City's "Food Pantry" program which distributes food to residents in need each month. The response was amazing.

The City supports the Community Awareness Prevention Association (CAPA) and the student group, Helping Us Develop Dedication, Leadership, and Enthusiasm (HUDDLE). These groups include a full-time Drug Prevention Coordinator and staff to administer to our students, residents (including seniors) and employers within the City.

The City purchased a piece of property on Route 21, across from City Hall, with the intent that it be used in the future for a new police station. The City also purchased property on Stadium Drive to be used for storage and storm water retention.

The City Hall cupola, originally installed in 1971, was removed, refurbished, and returned to the City Hall roof.

The 29th Annual Yuletide Hunger Program and its companion program, Adopt-A-Family, distributed a two-week's supply of food to 146 families and Christmas gifts to 63 of those families with children. The effort began in Brecksville in 1983 and now serves Brecksville residents and people in three adjoining communities.

Each December the City of Brecksville sponsors a variety of holiday events including the annual Children's Christmas Play. The Children's Christmas Play was the inspiration of former Mayor Jack A. Hruby, and since 1971, an original play has been produced almost every year. This heartwarming and often humorous holiday tradition has been nurtured and guided by the current mayor. The cast and crew consist of City employees, their families and friends of the community. Beautiful holiday lighting displays at a variety of locations in the City are painstakingly put up annually by the Service Department.

Brecksville is 200 Years Old!!

In the late Eighteenth Century, the Postmaster of Northampton, Massachusetts was Robert Breck, a veteran of the American Revolution. Breck invested in land along the Cuyahoga River, south of Lake Erie. In 1811, that land became Brecksville. During the entire year of 2011, Brecksville produced a host of events and observances to celebrate our Bicentennial, including:

- A gala bicentennial ball;
- A very special annual Memorial Day parade and program at Brecksville Cemetery;
- A major production of the All-American musical, "The Music Man";
- A two-day Civil War reenactment;

- Creation of a Bicentennial Quilt including the names of 200 families;
- A bicentennial parade featuring Air Force Colonel and two-time shuttle astronaut, Mike Good, and the world-famous Budweiser Clydesdales; and
- The construction of a bicentennial memorial obelisk in front of City Hall and a time capsule, to be opened in 50 years, buried nearby.

2012 Priorities:

- Complete the Riverview Road Sanitary Sewer special assessment project.
- Complete the Snowville Road/ Echo Hills Development sanitary sewer and conversion.
- Work on a master plan for the City's Blossom Hill recreational complex that was developed at the end of 2011.
- Construct a new retaining wall along Wiese Road. The City will receive a \$233,800 State Capital Improvement Program grant to help fund the project.
- Start design of a new police station and justice center.
- Updating of the City's Stadium Drive Service Department area, beginning with the construction of a salt storage facility.

Long-Term Financial Planning

A hiring freeze implemented in late 2008 enabled the City to reduce its payroll expenses significantly. Since that time, the City has started to refill recently vacated positions, but continues to maintain its overall staffing levels well below 2008 levels. In spite of the reduced staffing levels, the City has not, nor intends to, cut services. The City continues to live within its means and continues to look for ways to be more efficient.

The City continues to pay down debt and anticipates retiring the remaining \$400,000 of general obligation notes in June 2012. Additionally, the City will be making the final Community Center bond payments in December of 2012. Special assessment notes totaling \$2,100,000 are scheduled to be converted to bonds in the summer of 2012.

Relevant Financial Policies

By City ordinance, \$2,280,000 of total income tax proceeds are credited to the following capital projects funds: \$960,000 to the general municipal improvement fund, \$1,200,000 to the buildings and improvements fund, and \$120,000 to the road improvements fund. The remainder is credited to the general fund. Effective in 2012, the amount allocated for the road improvements fund has been increased to \$240,000 bringing the new total income tax allocated amount to \$2,400,000 annually.

There are also ordinances in place to allocate 25 percent of all building permit fees collected into the recreation expansion fund and deposit sanitary sewer tap-in, septic conversion and sanitary repair fees into the public utility improvement fund.

An ordinance is also in place to allocate water connection permit fees to the water system maintenance and repair fund and the water system bond retirement fund based on a legislated schedule. These funds shall be used for future improvements of the City's water distribution system and any necessary debt funding thereof.

Drafts of both a debt management policy and an updated investment policy are being prepared and will be adopted in 2012.

Awards and Acknowledgements


The Government Finance Officers Association of the United States and Canada (GFOA) awards a Certificate of Achievement for Excellence in Financial Reporting to those governmental entities whose CAFR is easily readable, efficiently organized, and conforms to GFOA reporting standards. Such a report must satisfy both generally accepted accounting principles (GAAP) as well as applicable legal requirements. The City of Brecksville received this honor for its Comprehensive Annual Financial Report for the year ended December 31, 2010. A Certificate of Achievement is valid for a period of one year only. The City of Brecksville believes the current report conforms to the Certificate of Achievement Program requirements, and has submitted it to the GFOA to determine its eligibility for another Certificate of Achievement.

Successful preparation of a report of this scope depends upon the dedicated contribution of many employees. The sincere appreciation of those primarily responsible for its completion is extended to all contributors but especially to those employees in the Department of Finance who have spent their time and energy on various parts of the project and to Local Government Services for their assistance in helping the City prepare this report in conformity with generally accepted accounting principles (GAAP) and the requirements of the Government Finance Officers Association.

In addition, we would like to thank Brecksville City Council, without whose positive leadership and encouragement, the preparation of this report would not have been possible.

In closing, we would like to thank the residents and taxpayers of the City of Brecksville for entrusting us with the administration of their local government.

Respectfully submitted,



Jerry N. Hruby
Mayor



Virginia Price, CPA
Director of Finance

Certificate of Achievement for Excellence in Financial Reporting

Presented to

City of Brecksville
Ohio

For its Comprehensive Annual
Financial Report
for the Fiscal Year Ended
December 31, 2010

A Certificate of Achievement for Excellence in Financial Reporting is presented by the Government Finance Officers Association of the United States and Canada to government units and public employee retirement systems whose comprehensive annual financial reports (CAFRs) achieve the highest standards in government accounting and financial reporting.



Linda C. Danison

President

Jeffrey R. Emer

Executive Director

City of Brecksville, Ohio

City Officials

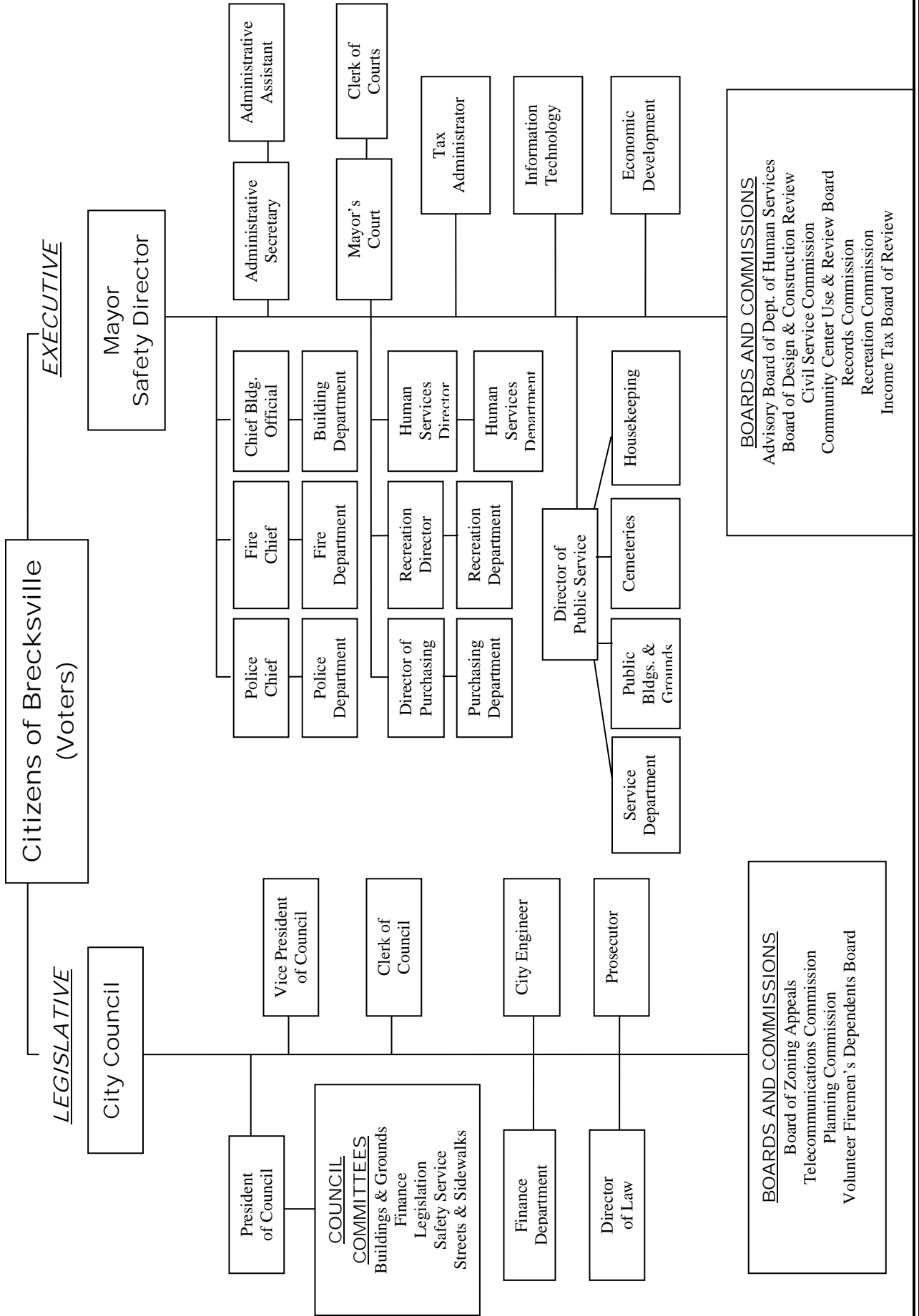
ELECTED OFFICIALS

Mayor-Safety Director Jerry N. Hruby
President of Council Larry Potla
Vice-President of Council..... Gregory Skaljac
Council MemberGerald F. Broski
Council Member Louis N. Carouse
Council MemberMichael T. Harwood
Council MemberRex E. Mack
Council Member Nora L. Murphy

APPOINTED OFFICIALS

Director of Finance Virginia Price
Police Chief.....Richard E. Mannarino
Fire ChiefEdwin D. Egut
Service DirectorRonald J. Weidig
Director of Purchasing Becki Burlingham
Chief Building Official Scott Packard
Clerk of Courts.....Shelley Kazimore
Director of Recreation..... Thomas Tupa
Director of LawDavid J. Matty
Prosecutor Sergio I. Digeronimo
City EngineerGerald M. Wise
Clerk of Council.....Mary Scullin

CITY OF BRECKSVILLE, OHIO ORGANIZATIONAL CHART



(This Page Intentionally Left Blank)



*Bicentennial Project – Maplecrest Farm, Brecksville, Ohio
Barn quilt in honor of the Bicentennial*



The Western Reserve Quilters created this quilt and took donations to place family names upon the quilt for the Bicentennial.

This page intentionally left blank.

JAMES G. ZUPKA, C.P.A., INC.

Certified Public Accountants

5240 East 98th Street

Garfield Hts., Ohio 44125

Member American Institute of Certified Public Accountants

(216) 475 - 6136

Ohio Society of Certified Public Accountants

INDEPENDENT AUDITOR'S REPORT

To the Mayor and City Council
City of Brecksville, Ohio

We have audited the accompanying financial statements of the governmental activities, each major fund, and the aggregate remaining fund information of the City of Brecksville, Ohio, as of and for the year ended December 31, 2011, which collectively comprise the City's basic financial statements as listed in the table of contents. These financial statements are the responsibility of the City of Brecksville, Ohio's management. Our responsibility is to express opinions on these financial statements based on our audit.


We conducted our audit in accordance with auditing standards generally accepted in the United States of America and the standards applicable to financial audits contained in *Government Auditing Standards*, issued by the Comptroller General of the United States. Those standards require that we plan and perform the audit to obtain reasonable assurance about whether the financial statements are free of material misstatement. An audit includes examining, on a test basis, evidence supporting the amounts and disclosures in the financial statements. An audit also includes assessing the accounting principles used and the significant estimates made by management, as well as evaluating the overall financial statement presentation. We believe that our audit provides a reasonable basis for our opinions.

In our opinion, the financial statements referred to above present fairly, in all material respects, the respective financial position of the governmental activities, each major fund, and the aggregate remaining fund information of the City of Brecksville, Ohio, as of December 31, 2011, and the respective changes in financial position, and, where applicable, cash flows thereof and the respective budgetary comparisons for the General and the Fire Department funds for the year then ended in conformity with accounting principles generally accepted in the United States of America.

In accordance with *Government Auditing Standards*, we have also issued our report dated April 17, 2012, on our consideration of the City of Brecksville, Ohio's internal control over financial reporting and on our tests of its compliance with certain provisions of laws, regulations, contracts, and grant agreements and other matters. The purpose of that report is to describe the scope of our testing of internal control over financial reporting and compliance and the results of that testing, and not to provide an opinion on internal control over financial reporting or on compliance. That report is an integral part of an audit performed in accordance with *Government Auditing Standards* and should be considered in assessing the results of our audit.

Accounting principles generally accepted in the United States of America require that the Management's Discussion and Analysis on pages 3 through 13 be presented to supplement the basic financial statements. Such information, although not a part of the basic financial statements, is required by the Governmental Accounting Standards Board, who considers it to be an essential part of financial reporting for placing the basic financial statements in an appropriate operational, economic, or historical context. We have applied certain limited procedures to the required supplementary information in accordance with auditing standards generally accepted in the United States of America, which consisted of inquiries of management about the methods of preparing the information and comparing the information for consistency with management's responses to our inquiries, the basic financial statements, and other knowledge we obtained during our audit of the basic financial statements. We do not express an opinion or provide any assurance on the information because the limited procedures do not provide us with sufficient evidence to express an opinion or provide any assurance.

Our audit was conducted for the purpose of forming opinions on the financial statements that collectively comprise the City of Brecksville, Ohio's financial statements as a whole. The introductory section, combining and individual nonmajor fund financial statements, and statistical section, are presented for purposes of additional analysis and are not a required part of the financial statements. The combining and individual nonmajor fund financial statements are the responsibility of management and were derived from and relate directly to the underlying accounting and other records used to prepare the financial statements. The information has been subjected to the auditing procedures applied in the audit of the financial statements and certain additional procedures, including comparing and reconciling such information directly to the underlying accounting and other records used to prepare the financial statements or to the financial statements themselves, and other additional procedures in accordance with auditing standards generally accepted in the United States of America. In our opinion, the information is fairly stated in all material respects in relation to the financial statements as a whole. The introductory and statistical sections have not been subjected to the auditing procedures applied in the audit of the basic financial statements and, accordingly, we do not express an opinion or provide any assurance on them.


James G. Zupka, CPA, Inc.
Certified Public Accountants

April 17, 2012

City of Brecksville
Management's Discussion and Analysis
For the Year Ended December 31, 2011
Unaudited

The discussion and analysis of the City of Brecksville's financial performance provides an overall review of the City's financial activities for the year ended December 31, 2011. The intent of this discussion and analysis is to look at the City's financial performance as a whole. Readers should also review the transmittal letter, the basic financial statements, and the notes to the basic financial statements to enhance their understanding of the City's financial performance.

Financial Highlights

Key financial highlights for 2011 are as follows:

- The assets of the City of Brecksville exceeded its liabilities by \$87,693,592. This is an increase of \$2,905,671 over last year's net assets. Of this amount, \$9,915,091 is available to use to meet the government's ongoing obligations to citizens and creditors. This unrestricted balance is \$300,443 less than last year and is a reflection of an increase in the amount of restricted funds. In particular, the amount restricted for capital projects grew by \$2,243,719 as a direct result of the numerous infrastructure projects currently in progress.
- The City's return on assets was 2.68 percent. While this return is relatively low, it is slightly higher than last year and reflects the City's continued commitment of investing in long-term assets including equipment and infrastructure. While there was a large reduction in the amount of capital grants compared to 2010; the increase in general purpose income tax collections more than compensated for the downturn. In addition, we were able to hold our expenses essentially flat without reducing the level of service provided to our residents.
- Total expenses of all City services were \$22,325,823 in 2011, a decrease of \$141,738 (0.63 percent) from 2010. This decrease is a reflection of reduced staffing City-wide as the City continues to keep its personnel numbers down. The only area of real expense increase is in utilities and is a reflection of the resources being used to address storm drainage issues in the City.
- Total liabilities decreased by \$431,171, or 2.04 percent, from 2010. The primary factor for this reduction is that the City issued no new bonds in 2011, while continuing to pay down its outstanding bonds. This created a \$1.2 million reduction in long term liabilities. Tempering this reduction is the fact that the City increased its outstanding notes by \$500,000. An additional area where liability increased was in contracts and retainage payable as a direct result of on-going construction projects.
- Total capital assets increased by \$124,618, or 0.16 percent, over 2010. The City continues to invest heavily in storm water projects. Due to the topography of the City, and as further land is developed, addressing water drainage issues has become a priority for the City. A storm and sanitary sewer fee, collected from the residents through the county's property tax billings, is a primary source of funding for these projects. In addition, the City remains vigilant in maintaining and improving its current infrastructure.
- The cash balance at the end of 2011, in the general fund of \$7,808,639, represents 138 days of operating expenditures for the City and is a reflection of its on-going viability and its desire to protect the ability to provide future services.

Using This Annual Financial Report

This annual report consists of a series of financial statements and notes to those statements. These statements are prepared and organized so the reader can understand the City of Brecksville as a financial whole or as an entire operating entity. The statements provide a detailed look at the City's specific financial conditions.

City of Brecksville
Management's Discussion and Analysis
For the Year Ended December 31, 2011
Unaudited

The statement of Net Assets and Statement of Activities provide information about the activities of the whole City, presenting both an aggregate view of the City's finances and a longer-term view of those assets. Major fund financial statements provide the next level of detail. For governmental funds, these statements tell how services were financed in the short term as well as what dollars remain for future spending. The fund financial statements also look at the City's most significant funds with all other non-major funds presented in total in one column.

Reporting the City of Brecksville as a Whole

Statement of Net Assets and the Statement of Activities

While this document contains information about the funds used by the City to provide services to our citizens, the view of the City as a whole considers all financial transactions and asks the question, "How did we do financially during 2011?" The Statement of Net Assets and the Statement of Activities answer this question. These statements include all assets and liabilities using the accrual basis of accounting similar to the accounting method used by the private sector. This basis of accounting takes into account all of the current year's revenues and expenses regardless of when the cash is received or paid.

These two statements report the City's net assets and the changes in those assets. The change in assets is important because it tells the reader whether, for the City as a whole, the financial position of the City has improved or diminished. However, in evaluating the overall position of the City, non-financial information such as changes in the City's tax base and the condition of the City's capital assets also needs to be evaluated.

The Statement of Net Assets and the Statement of Activities are divided into the following categories:

- Assets
- Liabilities
- Net Assets (Assets minus Liabilities)
- Program Expenses and Revenues
- General Revenues
- Net Assets Beginning of Year and Year's End

Reporting the City of Brecksville's Most Significant Funds

Fund Financial Statements

A fund is a grouping of related accounts used to maintain control over resources segregated for specific activities or objectives. The City of Brecksville uses fund accounting to ensure and demonstrate compliance with finance-related legal requirements. All of the City's funds can be divided into three categories: governmental funds, proprietary funds, and fiduciary funds. The presentation of the City's major funds begins on page 16. Fund financial reports provide detailed information about the City's major funds based on the restrictions on the use of monies. The City has established many funds, which account for the multitude of services, facilities and infrastructure provided to our residents. However, these fund financial statements focus on the City's most significant funds. In the case of the City of Brecksville, the major funds are the general, fire department, special assessment bond retirement, general municipal improvement, buildings and improvements, and road improvements.

City of Brecksville
Management's Discussion and Analysis
For the Year Ended December 31, 2011
Unaudited

Governmental Funds Governmental funds are used to account for essentially the same functions reported as governmental activities in the government-wide financial statements. However, unlike the government-wide financial statements, governmental fund financial statements focus on near-term inflows and outflows of spendable resources, as well as on balances of spendable resources available at the end of the fiscal year. All City activities are reported in the governmental funds focusing on how money flows into and out of those funds and the balances left at yearend available for future spending. Our funds are reported using the modified accrual accounting method. The modified accrual method measures cash and all other financial assets expected to be readily converted to cash. The governmental fund statements provide a detailed short-term view of the City's general operations and the basic services it provides. Governmental fund information helps determine the level of financial resources that can be spent in the near future on residential services. Because the focus of governmental funds is narrower than that of the government-wide financial statements, it is useful to compare the information presented for governmental funds with similar information presented for governmental activities in the government-wide financial statements. By doing so, readers may better understand the long-term impact of the government's near-term financing decisions. Both the governmental fund balance sheet and the governmental fund statement of revenues, expenditures, and changes in fund balances provide a reconciliation to facilitate the comparison between governmental funds and governmental activities.

Proprietary Fund The City maintains a proprietary fund. Internal service funds are an accounting device used to accumulate and allocate costs internally among the City's various functions. The City's internal service fund accounts for medical and prescription drug self-insurance. The proprietary fund uses the accrual basis of accounting.

Fiduciary Funds Fiduciary funds are used to account for resources held for the benefit of parties outside the City. Fiduciary funds are not reflected on the government-wide financial statements because the resources from these funds are not available to support the City's programs. These funds use the accrual basis of accounting.

The City of Brecksville as a Whole

Recall that the Statement of Net Assets pictures the City as a whole. Table 1 provides a summary of the City's net assets for 2011 compared to 2010.

City of Brecksville
Management's Discussion and Analysis
For the Year Ended December 31, 2011
Unaudited

Table 1
 Net Assets

	Governmental Activities		
	2011	2010	Change
Assets			
Current and Other Assets	\$28,451,345	\$26,101,463	\$2,349,882
Capital Assets, Net	79,916,282	79,791,664	124,618
<i>Total Assets</i>	<u>108,367,627</u>	<u>105,893,127</u>	<u>2,474,500</u>
Liabilities			
Current and Other Liabilities	8,634,493	7,885,675	(748,818)
Long-Term Liabilities			
Due Within One Year	1,431,500	1,369,749	(61,751)
Due in More Than One Year	10,608,042	11,849,782	1,241,740
<i>Total Liabilities</i>	<u>20,674,035</u>	<u>21,105,206</u>	<u>431,171</u>
Net Assets			
Invested in Capital Assets, Net of Related Debt	66,408,438	65,615,699	792,739
Restricted for:			
Capital Projects	3,045,641	801,922	2,243,719
Debt Service	5,840,447	5,713,451	126,996
Fire Department	311,661	424,696	(113,035)
Road Maintenance	137,076	402,803	(265,727)
Street Construction, Maintenance, and Repair	725,291	825,033	(99,742)
Other Purposes	1,309,947	788,783	521,164
Unrestricted	9,915,091	10,215,534	(300,443)
<i>Total Net Assets</i>	<u>\$87,693,592</u>	<u>\$84,787,921</u>	<u>\$2,905,671</u>

Net assets may serve as a useful indicator of a government's financial position over time. In the case of the City of Brecksville, assets exceeded liabilities by \$87,693,592 at year-end 2011. By far the largest portion of the City of Brecksville's net assets (75.73 percent) is its investment in capital assets including land, buildings, streets, water lines, storm water lines, and machinery net of related debt. The City uses these capital assets to provide services to its citizens; consequently, these assets are not available for future spending. Although the City of Brecksville's investment in its capital assets is reported net of related debt, it should be noted that the resources needed to repay this debt must be provided from other sources, since the capital assets themselves cannot be used to liquidate these liabilities.

The City's net assets increased during the current year. One contributing factor to this is the increase in capital assets. The City budgets \$190,000 per month from income tax revenues to provide future funding for specific building or infrastructure improvements. Another factor for this increase is that long-term liabilities decreased from 2010 by \$1,179,989. This decrease was due to the retirement of debt, including notes and bonds. At the end of 2011, the City's total liabilities to net asset ratio was 23.58 percent.

The City carefully invests its cash and equivalents in a variety of investment types with the primary focus being safety of principal, but with an attention to investment opportunities to increase yield. The Investment Board, which consists of the Mayor, Finance Director, and Law Director, pay close attention to daily interest rates and long-term financial trends. The City realized \$306,830 in interest revenue. 2011's interest revenue is \$14,129 less than 2010's and is a direct result of the historically low interest rates industry-wide. Interest revenue is utilized as part of the City's plan to pay off short-term debt or pay for future projects or improvements.

City of Brecksville
Management's Discussion and Analysis
For the Year Ended December 31, 2011
Unaudited

Table 2 shows the changes in net assets for the year ended December 31, 2011 compared to 2010.

Table 2
Changes in Net Assets

	Governmental Activities		
	2011	2010	Change
Program Revenues			
Charges for Services	\$2,001,338	\$2,077,245	(\$75,907)
Operating Grants and Contributions	1,078,256	1,233,555	(155,299)
Capital Grants and Contributions	279,119	1,376,781	(1,097,662)
<i>Total Program Revenues</i>	<u>3,358,713</u>	<u>4,687,581</u>	<u>(1,328,868)</u>
General Revenues			
Property Taxes	4,244,672	4,276,912	(32,240)
Income Taxes	15,526,409	14,212,814	1,313,595
Grants and Entitlements	1,130,958	1,074,764	56,194
Investment Earnings	306,830	320,959	(14,129)
Gain on Sale of Capital Assets	14,939	13,730	1,209
Other	648,973	501,889	147,084
<i>Total General Revenues</i>	<u>21,872,781</u>	<u>20,401,068</u>	<u>1,471,713</u>
<i>Total Revenues</i>	<u>25,231,494</u>	<u>25,088,649</u>	<u>142,845</u>
Program Expenses			
General Government:			
Legislative and Executive	5,499,027	5,647,128	148,101
Judicial	198,239	210,129	11,890
Public Safety:			
Police	3,992,061	4,240,615	248,554
Fire	2,314,537	2,413,597	99,060
Public Health and Social Services	1,048,646	1,144,253	95,607
Street Construction, Maintenance, and Repair	4,059,126	4,007,522	(51,604)
Housing and Community Development	852,056	833,662	(18,394)
Basic Utility Services	1,726,275	1,366,953	(359,322)
Recreational Activities	2,078,502	2,001,190	(77,312)
Interest and Fiscal Charges	557,354	602,512	45,158
<i>Total Program Expenses</i>	<u>22,325,823</u>	<u>22,467,561</u>	<u>141,738</u>
<i>Change in Net Assets</i>	2,905,671	2,621,088	284,583
Net Assets Beginning of Year	84,787,921	82,166,833	2,621,088
Net Assets End of Year	<u>\$87,693,592</u>	<u>\$84,787,921</u>	<u>\$2,905,671</u>

Governmental Activities

Several revenue sources fund our governmental activities with City income tax being the largest contributor. The income tax rate of 2 percent was created by City Charter and became effective January 1990. This tax created by Charter amendment will remain until such time as the City's electorate changes the rate, which is not anticipated. The income tax revenue amount for 2011 was \$15,526,409, which is \$1,313,595 above 2010.

City of Brecksville
Management's Discussion and Analysis
For the Year Ended December 31, 2011
Unaudited

While the City's income tax collections from the Veterans Hospital were reduced by \$652,738 from 2010, the remainder of the City's taxpayers more than made up the difference. The City is encouraged by the upward trend and anticipates further growth. The City enjoys an income tax base of numerous large and small businesses which provides stability in collections and insures that the City will be able to meet its financial needs even if the City loses one or more of the businesses. In addition, the City has an active economic development program which continually works on recruiting new establishments to the City while retaining its current businesses.

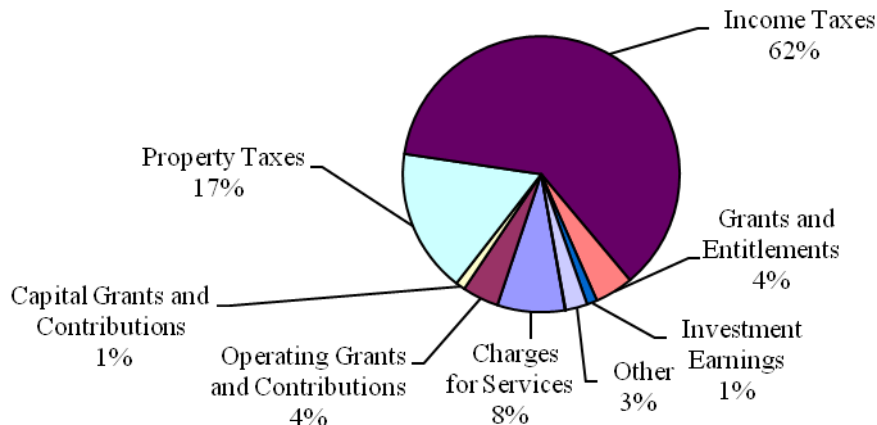
City income tax revenue of \$2,280,000 per year is earmarked for specific City improvements. \$80,000 per month, or \$960,000 per year, is allocated toward general municipal improvements. \$100,000 per month, or \$1,200,000 per year, is allocated toward building improvements. \$10,000 per month, or \$120,000 per year, is part of the funding designated for road improvements. These revenues are allocated by ordinance of City Council providing that a substantial portion of our income tax collections is designated for roads, City facilities and capital needs.

Property tax is the City's second largest revenue source. In 2011, the City recognized a slight decrease in property tax collections. This decrease was a direct result of reduced property assessed valuations. Property values in the City recognized a 3.9 percent reduction since 2008, with just a minimal reduction in the collection rate. Valuations provided for 2012 show a stabilizing of property values with a very slight increase. No further reduction in values are anticipated, and with construction completed on several new businesses in town, the value should rise respectfully in the future. These factors combined provide a stable picture for future property tax collections. Charges for services revenue decreased by \$75,907 in 2011 and consisted of no particular factor; just a minor reduction in several areas.

A large revenue decrease in capital grant and contributions is due to capital project funding provided by county collected fees in 2010 not being repeated in 2011. All property owners in the City contribute to a county held fund used exclusively for the repair and improvement of sanitary and storm sewer systems. Several of these projects were in process in 2011, for which we anticipate being reimbursed in 2012.

Of the \$25,231,494 in total revenue, income tax accounts for 61.54 percent of that total. Property taxes of \$4,244,672 accounts for 16.82 percent of total revenue, with program revenues, grants and entitlements, investment income and miscellaneous income accounting for the remaining 21.64 percent.

2011 Revenues by Source



City of Brecksville
Management's Discussion and Analysis
For the Year Ended December 31, 2011
Unaudited

Public safety, including the police and fire departments, accounted for program expenses of \$6,306,598 which is a combined 28.25 percent of total expenses. Our police department continues to improve their equipment to better serve our community and at the same time provide extra safety for our officers. We continue to strive to provide better police and fire service at a lower cost per man-hour. The police department did realize a \$248,554 reduction in expenses which is a direct result of reduced staffing.

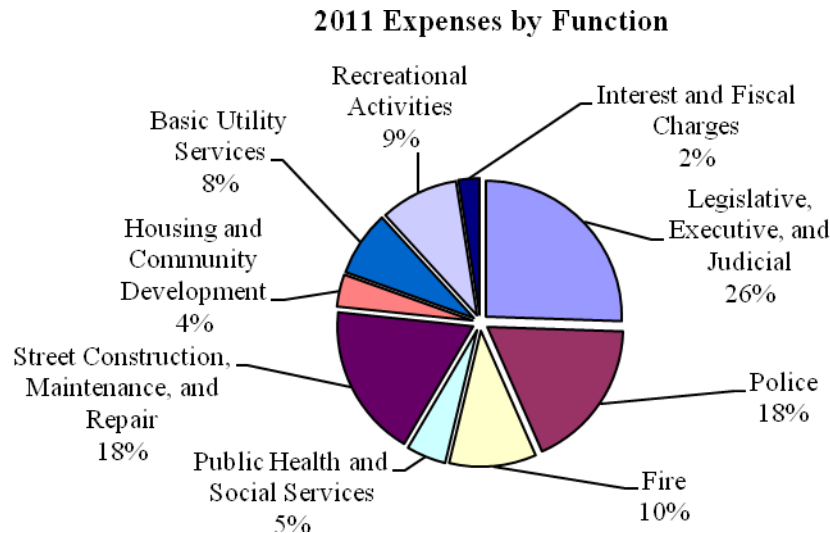
The fire department is funded through Charter levy millage. All operating costs for maintaining the fire department 24 hours a day, 7 days a week are financed with this millage. In addition, a portion of the levied funds is budgeted toward capital improvements within the fire department. In addition, ambulance billing provides additional funding for the purchase of fire equipment.

The City's on-going commitment to infrastructure maintenance is reflected in the \$1,726,275 spent on utilities and \$4,059,126 spent on street construction and preservation. Combined, these two City services account for 25.91 percent of City expenses. Services provided by these activities include garbage removal, recycling, leaf pick-up, storm drainage, snow removal, street maintenance and vehicle upkeep.

Public Health and Social Services expenses include charges for county health programs, cemetery maintenance, and the human service department. A 2011 decrease in expenses for Public Health and Social Services indicates a reduction of work done in the cemeteries and reduced staffing at Human Services compared to 2010.

Costs contained within the legislative category include all administrative, legal, engineering and income tax collection costs. The legislative category also contains all costs associated with maintenance of City lands and buildings as well as major supplies such as gasoline and utility costs.

Overall, 2011 expenses decreased \$141,738 (0.63 percent) from 2010. The driving factor behind this reduction was the City-wide hiring freeze, which reduced staffing in most major departments by not replacing individuals who left.



City of Brecksville
Management's Discussion and Analysis
For the Year Ended December 31, 2011
Unaudited

The City's Funds

Information about the City's Governmental funds begins on page 16. These funds are accounted for using the modified accrual basis of accounting. All governmental funds had total revenue of \$25,010,599 and expenditures of \$23,997,170. The most significant fund is our general fund with an unassigned fund balance at year-end of \$7,215,834. With annual operating expenditures of \$14,666,576 and operating revenues of \$16,927,950, the general fund experienced operating gains of \$2,261,374. Combined with the other financing sources and uses, which is primarily transfers out to other funds, the fund realized a net increase of \$1,475,609. A combination of increased income tax collections coupled with a reduction in spending, particularly in the area of salaries and equipment, generated the balance increase.

Another significant fund is the fire department fund with revenues of \$2,081,191 and expenditures of \$2,223,170, resulting in a net decrease of \$141,979 in fund balance. Its primary revenue source, property tax, had a slight decrease in 2011. Expenses decreased in 2011 due to a reduction in capital purchases.

The City has four other funds presented as major funds. These four funds are the special assessment bond retirement fund, the general municipal improvement fund, the buildings and improvements fund, and the road improvements fund. The general municipal improvement fund had transfers out to other funds in the amount of \$350,928, used entirely to service previously issued long-term debt. Likewise, the buildings and improvements fund transferred out to the general obligation bond retirement fund \$850,000 to service debt of previously built properties.

General Fund Budgeting Highlights

The City's budget is prepared according to Ohio law and is based on accounting for certain transactions on a basis of cash receipts, disbursements and encumbrances. The most significant budgeted fund is the general fund. During the course of 2011, the City amended its general fund budget several times. The final budgeted revenues and other financing sources were \$1,982,000 higher than original budgeted revenues and other financing sources because the City prefers to take a conservative approach in original budgeting for its revenue projections and make necessary revisions after actual revenues become known. The variance between final budget and actual expenditures was due to a need for additional economic development funding and the creation of a transfer to the newly created compensated absences fund. All recommendations for budget changes come to the Finance Committee of City Council for review before going to the whole Council for ordinance enactment on the change. The general fund supports many of our major activities including the police department, recreation department, and most legislative and executive activities. The general fund is monitored closely, looking for possible revenue shortfalls or overspending by individual departments.

City of Brecksville
Management's Discussion and Analysis
For the Year Ended December 31, 2011
Unaudited

Capital Assets and Debt Administration

Capital Assets

Table 3
 Capital Assets at Year End

	Governmental Activities	
	2011	2010
Land	\$7,218,287	\$7,108,903
Construction in Progress	1,630,785	1,915,847
Land Improvements	3,381,974	3,480,085
Buildings and Improvements	17,922,129	18,175,183
Machinery and Equipment	5,216,317	5,171,062
Furniture and Fixtures	182,689	197,525
Infrastructure		
Roads	18,752,965	18,979,493
Sidewalks	648,801	738,550
Guardrails	69,977	73,287
Traffic Signals	1,400,867	1,508,196
Storm Sewer	7,066,625	5,958,185
Sanitary Sewer	9,633,418	9,600,327
Water Lines	6,791,448	6,885,021
Total Capital Assets	\$79,916,282	\$79,791,664

Total capital assets, net of depreciation, increased \$124,618 over 2010. The largest increase was \$1,108,440 of storm sewer improvements which included Edgerton Regional Storm Basin, Riverview Road north of Fitzwater Road, and eighteen other smaller projects. The increase in land reflects the purchase of property on Stadium Drive for the use of storage and water retainage.

As indicated by the steady increases in our capital assets, the City is committed to a long-term goal of rebuilding its infrastructure and facilities. We have a five year capital plan in place providing for rebuilding major residential streets, water, sewer and storm sewer lines, and adding additional facilities to complement our current structures. Use of grants and loans, as well as short-term notes, enable the City to improve its capital assets, and at the same time, maintain our fund levels. See Note 9 for additional information on the City's capital assets.

Debt

As of December 31, 2011, the City of Brecksville had the following bonds, notes, loans, and compensated absences outstanding:

Table 4
 Outstanding Debt at Year End

	Governmental Activities	
	2011	2010
General Obligation Bonds	\$7,854,564	\$8,672,310
Special Assessment Bonds	2,851,828	3,166,959
Notes	2,500,000	2,000,000
OPWC Loans	493,759	547,643
Compensated Absences	839,391	832,619
Total	\$14,539,542	\$15,219,531

City of Brecksville
Management's Discussion and Analysis
For the Year Ended December 31, 2011
Unaudited

The General Obligation Bond Retirement bonds are composed of two Community Center Bonds, one for \$213,275 and one for \$170,000, a Human Services Facility Bond of \$4,163,088 and the 2005 Tree Farm Property Bond for \$3,308,201. On November 7, 1989, effective January 1, 1990, voters passed a ½ percent City income tax increase (from 1½ percent to 2 percent with 100 percent credit). The ½ percent was designated for the construction of a Community Center, the purchase of Blossom Hill property (\$1,000,000) and capital improvements. Each month, \$80,000 of income tax proceeds is put into a General Municipal Improvement Fund. Money is transferred into the General Obligation Bond Retirement fund for payment of the Community Center bonds.

The Special Assessment Bonds consist of Oakhurst-Fitzwater Sanitary Sewer Refunding, Southpointe Parkway, Four Seasons Sewer and Water, the Service Road Sewer and Water, Route 21/Hilton/Whitewood Sewer and Storm, and Route 21 Access Road. Principal and interest for these bonds are paid from the collection of special assessments by the County Fiscal Officer.

In 1997, the City refunded the Community Center Improvement and Oakhurst-Fitzwater Sanitary Sewer bond issues. In 2004, the City refunded the Community Center Improvement Bonds of 1992. The bonds were reissued along with \$6,000,000 of new bonds for the Human Service Facility project.

The OPWC Loans are paid semi-annually from the Issue II Fund and will be paid in full in the year 2027. The City's overall debt decreased in 2011 by \$679,989. The City's overall legal ten and one-half percent debt limitation (voted and unvoted) on December 31, 2011 was \$62.35 million. The aggregated outstanding debt subject to the five and one half percent limitation is \$7.64 million. The difference of \$54.71 million between the maximum issuable amount and the outstanding amount represents the aggregate principal amount of additional voted and unvoted nonexempt debt which the City may issue without exceeding the ten and one-half percent limitation. See Note 15 and Note 16 for additional information on the City's debt.

Current Financial Related Activities

The City of Brecksville continues to remain financially strong even in light of the current economic recession. In spite of the winding down of the City's largest income tax provider, the City recognized a 9 percent increase in collections. This can be attributed to an aggressive campaign to work with our current businesses to help retain and build them, while engaging in measures to bring new businesses to town.

In order to help support operations and provide for capital investment, the City actively pursues grant opportunities. Annually, the City receives support for safety training, law enforcement, drug prevention, recycling promotion, homeland security, safety equipment and tree planting. In addition, the City funding for large capital projects comes in the form of grants and loans from various agencies. Having capital funds in reserve to be able to meet matching grant requirements has proven to be a winning philosophy for the City and has allowed us to improve streets, storm drainage systems, bridges, retaining walls, water and sewer lines, and recreation facilities.

Another method used by the City to reduce costs is to cooperate with neighboring communities in the purchase of commodity items such as salt and asphalt. Research and communication with our neighbors creates opportunities to negotiate lower pricing on electric and gas services. Cooperative agreements have been entered in to for sharing equipment, joint training, and back up services when in need. Our Service Department continues to perform many functions in house that are typically outsourced; which not only provides excellent service, but also saves money.

City of Brecksville
Management's Discussion and Analysis
For the Year Ended December 31, 2011
Unaudited

For many years the City has reduced its health care costs by operating a self-funded insurance program and joining a group rating workers' compensation program. In 2004, the City created a health care cost committee comprised of representatives from all departments to address the issue of rising health care and develop strategies to minimize increases. Use of aggressive contract negotiation, employee education, and offering wellness opportunities have resulted in a per employee cost reduction. Without any reduction in our excellent coverage, the City has been able to hold our per employee cost to just 7 percent total increase since 2006.

The City monitors its fund balances, particularly the general fund, to ensure that adequate balances are in place to safeguard future years. In particular, the general fund balance is compared to forty-five percent of the previous year's expenses in accordance with rating agency standards. Annual budgeting is prepared using very conservative estimates. Using this methodology has allowed the City to maintain safe fund balances and have funds available for unanticipated expenses or revenue downturns. This fiscally moderate management style has also allowed the City to continue to provide excellent services without any increase in either property or income tax.

The Finance Director, Mayor, and City Council work extremely hard at keeping our debt low. We plan our finances so that we can pay cash for many of the facility improvements and acquisitions, and continue to pay cash for all equipment and other major purchases necessary to maintain our level of services. Since 2001, the City of Brecksville has enjoyed a Moody's Investors Service bond rating of Aa1. In 2010, Moody's recalibrated their rating criteria to level the ratings between government and private ratings. The result of this recalibration is that Brecksville's bond rating was increased to Aaa. This rating places Brecksville at an elite level of government ratings.

The City has received the Government Finance Officers Award (GFOA) Certificate of Achievement for Excellence since 1990, the year of our first Comprehensive Annual Financial Report. The City has prepared a Popular Annual Financial Report (PAFR) since 2006. The financial information for this report is taken from the Comprehensive Annual Financial Report and condensed into a ten page reader friendly financial publication. The PAFR has been submitted to the GFOA annually and has received an Award for Outstanding Achievement each year. Our commitment to our residents has always been one of full disclosure of the financial position of the City and work to make that information available to them. The City's website www.brecksville.oh.us contains the CAFR and PAFR, as well as other financial information related to revenue, expenditures, and property and income tax.

Contacting the City's Finance Department

This financial report is designed to provide our citizens, taxpayers, creditors and investors with a general overview of the City's finances and demonstrate the City's accountability for all money it receives, spends, and invests. Please direct any questions about this report or financial information inquiries to Finance Director Virginia Price, City of Brecksville, 9069 Brecksville Road, Brecksville, Ohio 44141, email vprice@brecksville.oh.us or telephone 440-526-4351.

City of Brecksville, Ohio

Statement of Net Assets

December 31, 2011

	<u>Governmental Activities</u>
Assets	
Equity in Pooled Cash and Cash Equivalents	\$16,251,143
Cash and Cash Equivalents in Segregated Accounts	35,085
Materials and Supplies Inventory	326,090
Accounts Receivable	88,103
Accrued Interest Receivable	26,612
Intergovernmental Receivable	1,177,564
Prepaid Items	86,182
Municipal Income Taxes Receivable	2,828,531
Property Taxes Receivable	4,454,197
Deferred Charges	69,190
Special Assessments Receivable	3,108,648
Nondepreciable Capital Assets	8,849,072
Depreciable Capital Assets, Net	<u>71,067,210</u>
<i>Total Assets</i>	<u>108,367,627</u>
Liabilities	
Accounts Payable	165,744
Contracts Payable	234,746
Retainage Payable	170,994
Accrued Wages	554,452
Intergovernmental Payable	193,270
Matured Compensated Absences Payable	57,209
Deferred Revenue	4,248,644
Accrued Interest Payable	50,504
Claims Payable	94,084
Notes Payable	2,500,000
Vacation Benefits Payable	364,846
Long-Term Liabilities:	
Due Within One Year	1,431,500
Due In More Than One Year	<u>10,608,042</u>
<i>Total Liabilities</i>	<u>20,674,035</u>
Net Assets	
Invested in Capital Assets, Net of Related Debt	66,408,438
Restricted for:	
Capital Projects	3,045,641
Debt Service	5,840,447
Fire Department	311,661
Road Maintenance	137,076
Street Construction, Maintenance, and Repair	725,291
Other Purposes	1,309,947
Unrestricted	<u>9,915,091</u>
<i>Total Net Assets</i>	<u><u>\$87,693,592</u></u>

See accompanying notes to the basic financial statements

City of Brecksville, Ohio
Statement of Activities
For the Year Ended December 31, 2011

	Expenses	Program Revenues			Net (Expense)
		Charges for Services and Operating Assessments	Operating Grants and Contributions	Capital Grants and Contributions	Revenue and Changes in Net Assets
					Governmental Activities
Governmental Activities					
General Government:					
Legislative and Executive	\$5,499,027	\$279,495	\$840	\$0	(\$5,218,692)
Judicial System	198,239	20,697	20	0	(177,522)
Public Safety:					
Police	3,992,061	203,272	27,905	0	(3,760,884)
Fire	2,314,537	242,973	275,546	0	(1,796,018)
Public Health and Social Services	1,048,646	28,694	91	0	(1,019,861)
Street Construction, Maintenance, and Repair	4,059,126	95,030	750,313	0	(3,213,783)
Housing and Community Development	852,056	42,223	18,878	0	(790,955)
Basic Utility Services	1,726,275	98,226	678	279,119	(1,348,252)
Recreational Activities	2,078,502	990,728	3,985	0	(1,083,789)
Interest and Fiscal Charges	557,354	0	0	0	(557,354)
<i>Total Governmental Activities</i>	<u>\$22,325,823</u>	<u>\$2,001,338</u>	<u>\$1,078,256</u>	<u>\$279,119</u>	<u>(18,967,110)</u>
General Revenues					
Property Taxes Levied for:					
					1,814,714
					1,757,630
					517,013
					155,104
					211
Municipal Income Taxes Levied for:					
					13,246,409
					2,280,000
Grants and Entitlements not Restricted					
					1,130,958
to Specific Programs					
					306,830
Investment Earnings					
					14,939
Gain on Sale of Capital Assets					
					648,973
Miscellaneous					
<i>Total General Revenues</i>					<u>21,872,781</u>
					2,905,671
					<u>84,787,921</u>
					<u>\$87,693,592</u>

See accompanying notes to the basic financial statements

City of Brecksville, Ohio
Balance Sheet
Governmental Funds
December 31, 2011

	General	Fire Department	Special Assessment Bond Retirement	General Municipal Improvement	Buildings and Improvements	Road Improvements
Assets						
Equity in Pooled Cash and Cash Equivalents	\$7,808,639	\$369,951	\$295,801	\$878,912	\$1,109,713	\$189,565
Cash and Cash Equivalents						
In Segregated Accounts	35,085	0	0	0	0	0
Materials and Supplies Inventory	200,311	73,078	0	0	0	0
Accounts Receivable	69,325	0	0	0	0	0
Interfund Receivable	205,000	0	0	0	0	0
Accrued Interest Receivable	26,612	0	0	0	0	0
Intergovernmental Receivable	448,923	113,575	0	41,223	64,500	0
Prepaid Items	86,019	163	0	0	0	0
Municipal Income Taxes Receivable	2,638,531	0	0	80,000	100,000	10,000
Property Taxes Receivable	1,904,291	1,844,613	0	0	0	0
Special Assessments Receivable	0	0	3,108,648	0	0	0
Restricted Assets:						
Equity in Pooled Cash and Cash Equivalents	5,536	0	0	0	0	0
Total Assets	\$13,428,272	\$2,401,380	\$3,404,449	\$1,000,135	\$1,274,213	\$199,565
Liabilities and Fund Balances						
Liabilities						
Accounts Payable	\$146,906	\$500	\$0	\$1,438	\$0	\$0
Contracts Payable	59,186	0	0	37,065	3,925	0
Retainage Payable	0	0	0	43,413	0	0
Notes Payable	0	0	0	1,600,000	0	0
Accrued Wages	420,564	89,744	0	0	0	0
Interfund Payable	0	0	0	142,773	0	62,227
Accrued Interest Payable	0	0	0	11,657	0	262
Matured Compensated Absences Payable	57,209	0	0	0	0	0
Intergovernmental Payable	153,072	18,276	0	0	0	0
Deferred Revenue	3,994,967	1,958,188	3,108,648	0	64,500	0
Total Liabilities	4,831,904	2,066,708	3,108,648	1,836,346	68,425	62,489
Fund Balances						
Nonspendable	291,866	73,241	0	0	0	0
Restricted	0	261,431	295,801	0	0	0
Committed	776,399	0	0	0	1,205,788	137,076
Assigned	312,269	0	0	0	0	0
Unassigned (Deficit)	7,215,834	0	0	(836,211)	0	0
Total Fund Balances (Deficit)	8,596,368	334,672	295,801	(836,211)	1,205,788	137,076
Total Liabilities and Fund Balances	\$13,428,272	\$2,401,380	\$3,404,449	\$1,000,135	\$1,274,213	\$199,565

See accompanying notes to the basic financial statements

City of Brecksville, Ohio
*Reconciliation of Total Governmental Fund Balances to
 Net Assets of Governmental Activities
 December 31, 2011*

Other Governmental Funds	Total Governmental Funds		\$13,246,505
\$4,614,493	\$15,267,074	Total Governmental Fund Balances	
0	35,085	<i>Amounts reported for governmental activities in the statement of net assets are different because:</i>	
52,701	326,090	Capital assets used in governmental activities are not financial resources and therefore are not reported in the funds.	79,916,282
18,778	88,103	Other long-term assets are not available to pay for current- period expenditures and therefore are deferred in the funds:	
0	205,000	Property Taxes	205,553
0	26,612	Intergovernmental	901,031
509,343	1,177,564	Municipal Income Taxes	1,804,907
0	86,182	Special Assessments	3,108,648
0	2,828,531	Total	6,020,139
705,293	4,454,197	An internal service fund is used by management to charge the costs of insurance to individual funds. The assets and liabilities of the internal service fund are included in governmental activities in the statement of net assets.	884,449
0	5,536	In the statement of activities, interest is accrued on outstanding bonds, whereas in governmental funds, an interest expenditure is reported when due.	(38,585)
<u>\$5,900,608</u>	<u>\$27,608,622</u>	Vacation benefits payable is not expected to be paid with expendable available financial resources and therefore are not reported in the funds.	(364,846)
\$16,900	\$165,744	In the statement of activities, bond issuance costs are amortized over the term of the bonds, whereas in governmental funds a bond issuance expenditure is reported when bonds are issued.	69,190
134,570	234,746	Long-term liabilities are not due and payable in the current period and therefore are not reported in the funds:	
127,581	170,994	General Obligation Bonds	(7,854,564)
900,000	2,500,000	Special Assessment Bonds	(2,851,828)
44,144	554,452	OPWC Loans	(493,759)
0	205,000	Compensated Absences	(839,391)
0	11,919	Total	(12,039,542)
0	57,209	<i>Net Assets of Governmental Activities</i>	<u>\$87,693,592</u>
21,922	193,270		
<u>1,142,480</u>	<u>10,268,783</u>		
2,387,597	14,362,117		
52,701	417,808		
1,845,442	2,402,674		
845,281	2,964,544		
769,587	1,081,856		
0	6,379,623		
<u>3,513,011</u>	<u>13,246,505</u>		
<u>\$5,900,608</u>	<u>\$27,608,622</u>		

City of Brecksville, Ohio
Statement of Revenues, Expenditures and Changes in Fund Balances
Governmental Funds
For the Year Ended December 31, 2011

	General	Fire Department	Special Assessment Bond Retirement	General Municipal Improvement	Buildings and Improvements	Road Improvements
Revenues						
Property Taxes	\$1,827,880	\$1,770,384	\$0	\$0	\$0	\$0
Municipal Income Taxes	12,698,641	0	0	960,000	1,200,000	120,000
Charges for Services	59,075	0	0	0	0	0
Licenses and Permits	367,677	0	0	0	0	0
Fines and Forfeitures	249,010	0	0	0	0	0
Intergovernmental	1,152,867	297,265	0	55,824	117,331	0
Special Assessments	0	0	304,018	14,528	0	6,330
Interest	108,354	7,702	102,087	16,041	11,069	2,598
Donations	2,233	0	0	0	0	0
Rentals	28,334	0	0	0	0	0
Miscellaneous	433,879	5,840	9,000	67,021	83,643	0
<i>Total Revenues</i>	<u>16,927,950</u>	<u>2,081,191</u>	<u>415,105</u>	<u>1,113,414</u>	<u>1,412,043</u>	<u>128,928</u>
Expenditures						
Current:						
General Government:						
Legislative and Executive	5,513,540	0	0	0	0	0
Judicial System	135,528	0	0	0	0	0
Public Safety:						
Police	3,868,179	0	0	0	0	0
Fire	21,344	2,223,170	0	0	0	0
Public Health and Social Services	861,325	0	0	0	0	0
Street Construction, Maintenance, and Repair	1,837,209	0	0	0	0	0
Housing and Community Development	837,370	0	0	0	0	0
Basic Utility Services	1,592,081	0	0	0	0	0
Recreational Activities	0	0	0	0	0	0
Capital Outlay	0	0	0	755,998	278,063	158,413
Debt Service:						
Principal Retirement	0	0	315,000	0	0	0
Interest and Fiscal Charges	0	0	174,189	14,007	0	3,282
<i>Total Expenditures</i>	<u>14,666,576</u>	<u>2,223,170</u>	<u>489,189</u>	<u>770,005</u>	<u>278,063</u>	<u>161,695</u>
<i>Excess of Revenues Over (Under) Expenditures</i>	<u>2,261,374</u>	<u>(141,979)</u>	<u>(74,084)</u>	<u>343,409</u>	<u>1,133,980</u>	<u>(32,767)</u>
Other Financing Sources (Uses)						
Sale of Capital Assets	32,985	0	0	0	0	0
Transfers In	0	0	0	0	0	0
Transfers Out	(818,750)	0	0	(350,928)	(850,000)	0
<i>Total Other Financing Sources (Uses)</i>	<u>(785,765)</u>	<u>0</u>	<u>0</u>	<u>(350,928)</u>	<u>(850,000)</u>	<u>0</u>
<i>Net Change in Fund Balances</i>	1,475,609	(141,979)	(74,084)	(7,519)	283,980	(32,767)
<i>Fund Balances (Deficit) Beginning of Year</i>	<u>7,120,759</u>	<u>476,651</u>	<u>369,885</u>	<u>(828,692)</u>	<u>921,808</u>	<u>169,843</u>
<i>Fund Balances (Deficit) End of Year</i>	<u><u>\$8,596,368</u></u>	<u><u>\$334,672</u></u>	<u><u>\$295,801</u></u>	<u><u>(\$836,211)</u></u>	<u><u>\$1,205,788</u></u>	<u><u>\$137,076</u></u>

See accompanying notes to the basic financial statements

City of Brecksville, Ohio
*Reconciliation of the Statement of Revenues, Expenditures and Changes
in Fund Balances of Governmental Funds to the Statement of Activities
For the Year Ended December 31, 2011*

Other Governmental Funds	Total Governmental Funds
\$677,204	\$4,275,468
0	14,978,641
1,151,787	1,210,862
63,053	430,730
5,838	254,848
893,632	2,516,919
0	324,876
48,007	295,858
3,985	6,218
55,706	84,040
32,756	632,139
<u>2,931,968</u>	<u>25,010,599</u>
2,200	5,515,740
67,887	203,415
177,879	4,046,058
0	2,244,514
0	861,325
1,288,579	3,125,788
50,504	887,874
1,703	1,593,784
1,772,171	1,772,171
814,595	2,007,069
863,884	1,178,884
369,070	560,548
<u>5,408,472</u>	<u>23,997,170</u>
<u>(2,476,504)</u>	<u>1,013,429</u>
0	32,985
2,042,634	2,042,634
(22,956)	(2,042,634)
<u>2,019,678</u>	<u>32,985</u>
(456,826)	1,046,414
<u>3,969,837</u>	<u>12,200,091</u>
<u>\$3,513,011</u>	<u>\$13,246,505</u>

Net Change in Fund Balances - Total Governmental Funds \$1,046,414

*Amounts reported for governmental activities in the
statement of activities are different because:*

Governmental funds report capital outlays as expenditures. However, in the statement of activities, the cost of those assets is allocated over their estimated useful lives as depreciation expense. This is the amount by which capital outlays and capital contributions exceeded depreciation in the current period.

Capital Asset Additions:

Capital Outlays	3,166,946
Current Year Depreciation	<u>(3,024,282)</u>

Total 142,664

Governmental funds only report the disposal of capital assets to the extent proceeds are received from the sale. In the statement of activities, a gain or loss is reported for each disposal. (18,046)

Revenues in the statement of activities that do not provide current financial resources are not reported as revenues in the funds

Property Taxes	(30,796)
Intergovernmental	(34,804)
Municipal Income Taxes	547,768
Special Assessments	<u>(304,018)</u>

Total 178,150

Repayment of long-term obligations is an expenditure in the governmental funds, but the repayment reduces long-term liabilities in the statement of net assets. 1,178,884

Some expenses reported in the statement of activities do not require the use of current financial resources and therefore are not reported as expenditures in governmental funds.

Accrued Interest on Bonds	4,352
Amortization of Issuance Cost	(9,035)
Amortization of Premium on Bonds	9,805
Amortization of Accounting Loss	<u>(1,928)</u>

Total 3,194

Some expenses require the use of current financial resources and therefore are not reported as expenditures in governmental funds.

Compensated Absences	(6,772)
Vacation Payable	<u>1,463</u>

Total (5,309)

The internal service fund used by management to charge the individual funds is reported in the district-wide statement of activities.

Governmental fund expenditures and related internal service fund revenues are eliminated. 379,720

Change in Net Assets of Governmental Activities \$2,905,671

City of Brecksville, Ohio
Statement of Revenues, Expenditures and Changes
in Fund Balance - Budget (Non-GAAP Basis) and Actual
General Fund
For the Year Ended December 31, 2011

	Budgeted Amounts			Variance with Final Budget Positive (Negative)
	Original	Final	Actual	
Revenues				
Property Taxes	\$1,608,987	\$1,833,207	\$1,827,880	(\$5,327)
Municipal Income Taxes	10,599,858	12,077,000	12,955,597	878,597
Charges for Services	44,587	50,800	45,048	(5,752)
Licenses and Permits	285,161	324,900	363,012	38,112
Fines and Forfeitures	202,746	231,000	240,036	9,036
Intergovernmental	1,050,007	1,196,330	1,092,215	(104,115)
Interest	65,342	74,448	98,139	23,691
Donations	2,194	2,500	2,233	(267)
Rentals	7,022	8,000	5,802	(2,198)
Miscellaneous	323,138	372,857	433,879	61,022
<i>Total Revenues</i>	<u>14,189,042</u>	<u>16,171,042</u>	<u>17,063,841</u>	<u>892,799</u>
Expenditures				
Current:				
General Government:				
Legislative and Executive	6,748,471	6,732,579	5,831,152	901,427
Judicial System	146,543	146,459	106,562	39,897
Public Safety:				
Police	4,145,096	4,142,731	3,972,400	170,331
Fire	29,830	29,813	21,344	8,469
Public Health and Social Services	974,977	974,414	930,000	44,414
Street Construction, Maintenance, and Repair	2,169,424	2,168,188	1,928,139	240,049
Housing and Community Development	911,757	911,234	824,417	86,817
Basic Utility Services	2,122,523	2,121,303	1,936,861	184,442
<i>Total Expenditures</i>	<u>17,248,621</u>	<u>17,226,721</u>	<u>15,550,875</u>	<u>1,675,846</u>
<i>Excess of Revenues Over (Under) Expenditures</i>	<u>(3,059,579)</u>	<u>(1,055,679)</u>	<u>1,512,966</u>	<u>2,568,645</u>
Other Financing Sources (Uses)				
Sale of Capital Assets	15,000	15,000	32,985	17,985
Transfers Out	(818,750)	(818,750)	(818,750)	0
<i>Total Other Financing Sources (Uses)</i>	<u>(803,750)</u>	<u>(803,750)</u>	<u>(785,765)</u>	<u>17,985</u>
<i>Net Change in Fund Balance</i>	(3,863,329)	(1,859,429)	727,201	2,586,630
<i>Fund Balance Beginning of Year</i>	5,329,053	5,329,053	5,329,053	0
Prior Year Encumbrances Appropriated	1,022,028	1,022,028	1,022,028	0
<i>Fund Balance End of Year</i>	<u>\$2,487,752</u>	<u>\$4,491,652</u>	<u>\$7,078,282</u>	<u>\$2,586,630</u>

See accompanying notes to the basic financial statements

City of Brecksville, Ohio
*Statement of Revenues, Expenditures and Changes
in Fund Balance - Budget (Non-GAAP Basis) and Actual
Fire Department Fund
For the Year Ended December 31, 2011*

	Budgeted Amounts		Actual	Variance with Final Budget Positive (Negative)
	Original	Final		
Revenues				
Property Taxes	\$1,763,844	\$1,763,844	\$1,770,384	\$6,540
Intergovernmental	376,382	376,382	297,265	(79,117)
Interest	12,088	12,088	7,702	(4,386)
Miscellaneous	0	0	6,815	6,815
<i>Total Revenues</i>	2,152,314	2,152,314	2,082,166	(70,148)
Expenditures				
Current:				
Public Safety:				
Fire	2,473,789	2,423,789	2,257,248	166,541
<i>Excess of Revenues Under Expenditures</i>	(321,475)	(271,475)	(175,082)	96,393
Other Financing Sources				
Sale of Capital Assets	0	0	8,025	8,025
<i>Net Change in Fund Balance</i>	(321,475)	(271,475)	(167,057)	104,418
<i>Fund Balance Beginning of Year</i>	495,619	495,619	495,619	0
Prior Year Encumbrances Appropriated	34,933	34,933	34,933	0
<i>Fund Balance End of Year</i>	<u>\$209,077</u>	<u>\$259,077</u>	<u>\$363,495</u>	<u>\$104,418</u>

See accompanying notes to the basic financial statements

City of Brecksville, Ohio
Statement of Fund Net Assets
Proprietary Fund
December 31, 2011

	<u>Internal Service Fund - Insurance</u>
Assets	
Equity in Pooled Cash and Cash Equivalents	\$978,533
Liabilities	
Claims Payable	<u>94,084</u>
Net Assets	
Unrestricted	<u>\$884,449</u>
<i>Total Net Assets</i>	<u><u>\$884,449</u></u>

See accompanying notes to the basic financial statements

City of Brecksville, Ohio
*Statement of Revenues, Expenses
and Changes in Fund Net Assets
Proprietary Fund
For the Year Ended December 31, 2011*

	Internal Service Fund - Insurance
Operating Revenues	
Charges for Services	\$1,574,369
Miscellaneous	16,834
<i>Total Operating Revenues</i>	1,591,203
Operating Expenses	
Purchased Services	13,027
Claims	1,209,428
<i>Total Operating Expenses</i>	1,222,455
<i>Operating Income</i>	368,748
Non-Operating Revenues	
Interest	10,972
<i>Change in Net Assets</i>	379,720
<i>Net Assets Beginning of Year</i>	504,729
<i>Net Assets End of Year</i>	\$884,449

See accompanying notes to the basic financial statements

City of Brecksville, Ohio
Statement of Cash Flows
Proprietary Fund
For the Year Ended December 31, 2011

	Internal Service Fund - Insurance
<i>Increase (Decrease) In Cash and Cash Equivalents</i>	
Cash Flows from Operating Activities	
Cash Received from Customers	\$300,000
Cash Received from Other Operating Sources	16,834
Cash Payments to Suppliers for Goods and Services	(13,027)
Cash Payments for Claims	(1,911)
<i>Net Cash Provided By Operating Activities</i>	301,896
Cash Flows from Investing Activities	
Interest	10,972
<i>Net Increase In Cash and Cash Equivalents</i>	312,868
<i>Cash and Cash Equivalents Beginning of Year</i>	665,665
<i>Cash and Cash Equivalents End of Year</i>	\$978,533
 Reconciliation of Operating Income to Net Cash Provided By Operating Activities	
<i>Operating Income</i>	\$368,748
Adjustments:	
Decrease in Claims Payable	(66,852)
<i>Net Cash Provided By Operating Activities</i>	\$301,896

See accompanying notes to the basic financial statements

City of Brecksville, Ohio
Statement of Fiduciary Net Assets
Fiduciary Funds
December 31, 2011

	Private Purpose Trust	
	Cemetery	Agency
Assets		
Equity in Pooled Cash and Cash Equivalents	\$3,094	\$675,311
Liabilities		
Undistributed Monies	0	\$33,999
Deposits Held and Due to Others	0	641,312
<i>Total Liabilities</i>	0	\$675,311
Net Assets		
Held in Trust for Cemetery	94	
Endowments	3,000	
<i>Total Net Assets</i>	\$3,094	

See accompanying notes to the basic financial statements

City of Brecksville, Ohio
Statement of Changes in Fiduciary Net Assets
Fiduciary Fund
For the Year Ended December 31, 2011

	Private Purpose Trust
	Cemetery
Additions	
Interest	\$38
Deductions	
Materials and Supplies	157
<i>Change in Net Assets</i>	(119)
<i>Net Assets Beginning of Year</i>	3,213
<i>Net Assets End of Year</i>	\$3,094

See accompanying notes to the basic financial statements

City of Brecksville, Ohio
Notes to the Basic Financial Statements
For the Year Ended December 31, 2011

Note 1 – Description of the City and Reporting Entity

The City of Brecksville (the "City") was incorporated under the laws of the State of Ohio in 1921, and adopted its first charter in 1956. The Charter provides for a Mayor-Council form of government. The Mayor is elected for a four-year term and the seven Council members are elected at large for staggered terms. Four Council members are elected at each regular municipal election in November of odd numbered years. Of the four elected, the three receiving the highest number of votes serve a term of four years and the fourth serves a term of two years.

Reporting Entity

A reporting entity is comprised of the primary government, component units and other organizations that are included to ensure that the financial statements are not misleading. The primary government consists of all funds, departments, boards and agencies that are not legally separate from the City. For the City of Brecksville, this includes the agencies and departments that provide the following services: police and fire protection, emergency medical, parks and recreation, planning, zoning, human services, street maintenance and repair and general administrative services. The operation of each of these activities is directly controlled by Council through the budgetary process.

Component units are legally separate organizations for which the City is financially accountable. The City is financially accountable for an organization if the City appoints a voting majority of the organization's governing board; and 1) the City is able to significantly influence the programs or services performed or provided by the organization; or 2) the City is legally entitled to or can otherwise access the organization's resources; the City is legally obligated or has otherwise assumed the responsibility to finance the deficits of, or provide financial support to, the organization; or the City is obligated for the debt of the organization. Component units may also include organizations for which the City authorizes the issuance of debt, or the levying of taxes, or determines the budget. There are no component units included as part of this report.

The City participates in one insurance purchasing pool, the Ohio Association of Public Treasurers rating pool and two jointly governed organizations, the Southwest Council of Governments and the Northeast Ohio Public Energy Council. A jointly governed organization is managed by representatives from each of the governments that create the organization, but there is neither ongoing financial interest nor responsibility on the part of the participating governments. These organizations are discussed in Note 18 and 19 to the basic financial statements.

Note 2 – Summary of Significant Accounting Policies

The financial statements of the City have been prepared in conformity with generally accepted accounting principles (GAAP) as applied to governmental units. The Governmental Accounting Standards Board (GASB) is the accepted standard-setting body for establishing governmental accounting and financial principles. The City also applies Financial Accounting Standards Board (FASB) Statements and Interpretations issued on or before November 30, 1989, to its governmental activities and to its internal service fund unless those pronouncements conflict with or contradict GASB pronouncements. The more significant of the City's accounting policies are described below.

Basis of Presentation

The City's basic financial statements consist of government-wide statements, including a statement of net assets and a statement of activities, and fund financial statements which provide a more detailed level of financial information.

City of Brecksville, Ohio
Notes to the Basic Financial Statements
For the Year Ended December 31, 2011

Government-wide Financial Statements The statement of net assets and the statement of activities display information about the City as a whole. These statements include the financial activities of the primary government, except for fiduciary funds. The activity of the internal service fund is eliminated to avoid “doubling up” revenues and expenses. These statements usually distinguish between those activities of the City that are governmental and those that are considered business-type. The City, however, has no business-type activities.

The statement of net assets presents the financial condition of the governmental activities of the City at year-end. The statement of activities presents a comparison between direct expenses and program revenues for each program or function of the City’s governmental activities. Direct expenses are those that are specifically associated with a service, program or department and therefore clearly identifiable to a particular function. Program revenues include charges paid by the recipient of the goods or services offered by the program, grants and contributions that are restricted to meeting the operational or capital requirements of a particular program and interest earned on grants that is required to be used to support a particular program. Revenues which are not classified as program revenues are presented as general revenues of the City, with certain limited exceptions. The comparison of direct expenses with program revenues identifies the extent to which each governmental function is self-financing or draws from the general revenues of the City.

Fund Financial Statements During the year, the City segregates transactions related to certain City functions or activities in separate funds in order to aid financial management and to demonstrate legal compliance. Fund financial statements are designed to present financial information of the City at this more detailed level. The focus of governmental fund financial statements is on major funds. Each major fund is presented in a separate column. Nonmajor funds are aggregated and presented in a single column. The internal service fund is presented in a single column on the face of the proprietary fund statements. Fiduciary funds are reported by type.

Fund Accounting

The City uses funds to maintain its financial records during the year. A fund is defined as a fiscal and accounting entity with a self balancing set of accounts. There are three categories of funds: governmental, proprietary and fiduciary.

Governmental Funds Governmental funds are those through which most governmental functions are financed. Governmental fund reporting focuses on the sources, uses and balances of current financial resources. Expendable assets are assigned to the various governmental funds according to the purposes for which they may or must be used. Current liabilities are assigned to the fund from which they will be paid. The difference between governmental fund assets and liabilities is reported as fund balance. The following are the City's major governmental funds:

General Fund The general fund accounts for and reports all financial resources except those required to be accounted for in another fund. The general fund balance is available to the City for any purpose provided it is expended or transferred according to the charter of the City of Brecksville and/or the general laws of Ohio.

Fire Department Fund This fund is used to account for and report monies derived from a 3.4 mill charter levy restricted to providing equipment and personnel for the department.

Special Assessment Bond Retirement Fund This fund is used to account for and report the collection of special assessments levied against benefited properties restricted for the payment of special assessment related costs.

City of Brecksville, Ohio
Notes to the Basic Financial Statements
For the Year Ended December 31, 2011

General Municipal Improvement Fund This fund accounts for and reports the .5 percent increase in City income tax committed for the acquisition, construction, and improvement of various facilities within the City.

Buildings and Improvements Fund This fund accounts for and reports City income tax committed to the acquisition, construction, and improvement of major capital facilities.

Road Improvements Fund This fund accounts for and reports income tax monies committed to the improvements of various City roads.

The other governmental funds of the City account for grants and other resources whose use is restricted, committed or assigned to a particular purpose.

Proprietary Fund Proprietary fund reporting focuses on the determination of operating income, changes in net assets, financial position and cash flows. The City's only proprietary fund is classified as an internal service fund.

Internal Service Fund Internal service funds account for the financing of services provided by one department or agency to other departments or agencies of the City on a cost-reimbursement basis. The City's only internal service fund is a health fund that accounts for prescription drug and hospital/medical claims of the City employees.

Fiduciary Funds Fiduciary fund reporting focuses on net assets and changes in net assets. The fiduciary fund category is split into four classifications: pension trust funds, investment trust funds, private purpose trust funds and agency funds. Trust funds are used to account for assets held by the City under a trust agreement for individuals, private organizations, or other governments and are therefore not available to support the City's own programs. The City's only trust fund is a private purpose trust which accounts for the perpetual care and maintenance of an individual family's burial plots in the City's cemetery through an endowment. Agency funds are custodial in nature (assets equal liabilities) and do not involve measurement of results of operations. The City's agency funds account for donations from citizens held for and used by senior citizens for home visitations, street opening fees, and deposits pledged by contractors.

Measurement Focus

Government-wide Financial Statements The government-wide financial statements are prepared using the economic resources measurement focus. All assets and all liabilities associated with the operation of the City are included on the Statement of Net Assets. The Statement of Activities presents increases (e.g. revenues) and decreases (e.g. expenses) in total net assets.

Fund Financial Statements All governmental funds are accounted for using a flow of current financial resources measurement focus. With this measurement focus, only current assets and current liabilities generally are included on the balance sheet. The statement of revenues, expenditures and changes in fund balances reports on the sources (i.e., revenues and other financing sources) and uses (i.e., expenditures and other financing uses) of current financial resources. This approach differs from the manner in which the governmental activities of the government-wide financial statements are prepared. Governmental fund financial statements therefore include a reconciliation with brief explanations to better identify the relationship between the government-wide statements and the statements for governmental funds.

City of Brecksville, Ohio
Notes to the Basic Financial Statements
For the Year Ended December 31, 2011

Like the government-wide statements, all proprietary funds are accounted for on a flow of economic resources measurement focus. All assets and all liabilities associated with the operation of these funds are included on the statement of fund net assets. The statement of changes in fund net assets presents increases (i.e., revenues) and decreases (i.e., expenses) in net total assets. The statement of cash flows provides information about how the City finances and meets the cash flow needs of its proprietary activities.

The private purpose trust fund is reported using a flow of economic resources measurement focus.

Basis of Accounting

Basis of accounting determines when transactions are recorded in the financial records and reported on the financial statements. Government-wide financial statements are prepared using the accrual basis of accounting; proprietary and fiduciary funds also use the accrual basis of accounting. Governmental funds use the modified accrual basis of accounting. Differences in the accrual and modified accrual basis of accounting arise in the recognition of revenue, the recording of deferred revenue and in the presentation of expenses versus expenditures.

Revenues - Exchange and Non-exchange Transactions Revenue resulting from exchange transactions, in which each party gives and receives essentially equal value, is recorded on the accrual basis when the exchange takes place. On a modified accrual basis, revenue is recorded in the year in which the resources are measurable and become available. Available means that the resources will be collected within the current year or are expected to be collected soon enough thereafter to be used to pay liabilities of the current year. For the City, available means expected to be received within thirty days of year-end.

Non-exchange transactions, in which the City receives value without directly giving equal value in return, include income taxes, property taxes, grants, entitlements and donations. On an accrual basis, revenue from income taxes is recognized in the period in which the income is earned. Revenue from property taxes is recognized in the year for which the taxes are levied. (See Note 7) Revenue from grants, entitlements and donations is recognized in the year in which all eligibility requirements have been satisfied. Eligibility requirements include timing requirements, which specify the year when the resources are required to be used or the year when use is first permitted, matching requirements, in which the City must provide local resources to be used for a specified purpose, and expenditure requirements, in which the resources are provided to the City on a reimbursement basis. On a modified accrual basis, revenue from non-exchange transactions must also be available before it can be recognized.

Under the modified accrual basis, the following revenue sources are considered to be both measurable and available at year-end: income tax, state-levied locally shared taxes (including gasoline tax and motor vehicle license fees), grants, fees and rentals.

Deferred Revenue Deferred revenue arises when assets are recognized before revenue recognition criteria have been satisfied.

Property taxes for which there is an enforceable legal claim as of December 31, 2011, but which were levied to finance year 2012 operations, have been recorded as deferred revenue. Grants and entitlements received before the eligibility requirements are met are also recorded as deferred revenue.

On governmental fund financial statements, receivables that will not be collected within the available period have also been reported as deferred revenue.

Expenses/Expenditures On the accrual basis of accounting, expenses are recognized at the time they are incurred.

City of Brecksville, Ohio
Notes to the Basic Financial Statements
For the Year Ended December 31, 2011

The measurement focus of governmental fund accounting is on decreases in net financial resources (expenditures) rather than expenses. Expenditures are generally recognized in the accounting period in which the related fund liability is incurred, if measurable. Allocations of cost, such as depreciation and amortization, are not recognized in governmental funds.

Budgetary Process

All funds, except agency funds, are legally required to be budgeted and appropriated. The major documents prepared are the tax budget, the certificate of estimated resources, and the appropriations ordinance, all of which are prepared on the budgetary basis of accounting. The tax budget demonstrates a need for existing or increased tax rates. The certificate of estimated resources establishes a limit on the amount Council may appropriate. The appropriations ordinance is Council's authorization to spend resources and sets annual limits on expenditures plus encumbrances at the level of control selected by Council. The legal level of budgetary control is at the personal services and other object level within each department for all funds. Budgetary modifications may only be made by ordinance of the City Council at the legal level of control.

The certificate of estimated resources may be amended during the year if projected increases or decreases in revenue are identified by the Finance Director. The amounts reported as the original and final budgeted amounts on the budgetary statements reflect the amounts on the certificate of estimated resources when the original and final appropriations were enacted by Council.

The appropriation resolution is subject to amendment throughout the year with the restriction that appropriations cannot exceed estimated resources. The amounts reported as the original budgeted amounts reflect the first appropriation resolution for that fund that covered the entire year, including amounts automatically carried forward from prior years. The amounts reported as the final budgeted amounts represent the final appropriation amounts passed by Council during the year.

Cash and Cash Equivalents

To improve cash management, cash received by the City is pooled. Individual fund integrity is maintained through the City's records. Interest in the pool is presented as "equity in pooled cash and cash equivalents".

The City has segregated bank accounts for monies held separate from the City's central bank account. These interest-bearing depository accounts are presented as "cash and cash equivalents in segregated accounts" since they are not required to be deposited into the City treasury.

During 2011, investments were limited to the State Treasury Asset Reserve of Ohio (STAR Ohio). STAR Ohio is an investment pool managed by the State Treasurer's Office, which allows governments within the State to pool their funds for investment purposes. STAR Ohio is not registered with the SEC as an investment company, but does operate in a manner consistent with Rule 2a7 of the Investment Company Act of 1940. Investments in STAR Ohio are valued at STAR Ohio's net asset value per share, which is the price the investment could be sold for on December 31, 2011.

Investment procedures are restricted by the provisions of the Ohio Revised Code. Interest revenue is distributed to all funds. Interest revenue credited to the general fund during 2011 amounted to \$108,354, none of which was assigned from other funds.

Investments of the cash management pool and investments with an original maturity of three months or less at the time they are purchased by the City are presented on the financial statements as cash equivalents.

City of Brecksville, Ohio
Notes to the Basic Financial Statements
For the Year Ended December 31, 2011

Inventory

Inventories are presented at cost on a first-in, first-out basis and are expensed/expensed when used. Inventory consists of expendable supplies.

Prepaid Items

Payments made to vendors for services that will benefit periods beyond December 31, 2011, are recorded as prepaid items using the consumption method by recording a current asset for the prepaid amount and reflecting the expenditure/expense in the year in which services are consumed.

Restricted Assets

Assets are reported as restricted when limitations on their use change in nature or normal understanding of the availability of the asset. Such constraints are either externally imposed by creditors, contributors, grantors, or laws of other governments or imposed by law through constitutional provisions or enabling legislation. Restricted assets in the general fund represent money set aside for unclaimed monies.

Capital Assets

The City's only capital assets are general capital assets. General capital assets are capital assets which are associated with and generally arise from governmental activities. They generally result from expenditures in the governmental funds. General capital assets are reported in the governmental activities column of the government-wide statement of net assets but are not reported in the fund financial statements.

All capital assets are capitalized at cost (or estimated historical cost) and updated for additions and retirements during the year. The City was able to estimate the historical cost for the initial reporting of infrastructure by backtrending (i.e., estimating the current replacement cost of the infrastructure to be capitalized and using an appropriate price-level index to deflate the cost to the acquisition year or estimated acquisition year). Donated capital assets are recorded at their fair market values as of the date received. The City maintains a capitalization threshold of \$5,000. Improvements are capitalized; the costs of normal maintenance and repairs that do not add to the value of the asset or materially extend an asset's life are not.

All reported capital assets are depreciated except for land and construction in progress. Improvements are depreciated over the remaining useful lives of the related capital assets. Useful lives for infrastructure were estimated based on the City's historical records of necessary improvements and replacement. Depreciation is computed using the straight-line method over the following useful lives:

<u>Description</u>	<u>Estimated Lives</u>
Land	N/A
Land Improvements	5 - 50 years
Buildings and Improvements	5 - 60 years
Machinery and Equipment	3 - 50 years
Furniture and Fixtures	5 - 20 years
Infrastructure	10 - 99 years

The City's infrastructure consists of roads, sidewalks, guardrails, traffic signals, storm sewers, sanitary sewers, and water lines and includes infrastructure acquired prior to December 31, 1980.

City of Brecksville, Ohio
Notes to the Basic Financial Statements
For the Year Ended December 31, 2011

Interfund Balances

On fund financial statements, outstanding interfund loans and unpaid amounts for interfund services are reported as “interfund receivables/payables.” Interfund balance amounts are eliminated in the statement of net assets, except for any net residual amounts due between governmental and business-type activities, which are presented as internal balances.

Compensated Absences

Vacation benefits are accrued as a liability as the benefits are earned if the employees' rights to receive compensation are attributed to services already rendered and it is probable that the City will compensate the employees for the benefits through paid time off or some other means. The City records a liability for accumulated unused vacation time when earned for all employees with more than one year of service.

Sick leave benefits are accrued as a liability using the termination method. An accrual for sick leave is made to the extent that it is probable that benefits will result in termination payments. The liability is an estimate based on the City's past experience of making termination payments.

The entire compensated absence liability is reported on the government-wide financial statements.

On the governmental fund financial statements, compensated absences are recognized as a liability and expenditure to the extent payments come due each period upon the occurrence of employee resignations and retirements. These amounts are recorded in the account “Matured Compensated Absences Payable” in the fund from which the employee who has accumulated unpaid leave is paid.

Accrued Liabilities and Long-Term Obligations

All payables, accrued liabilities and long-term obligations are reported in the government-wide financial statements.

In general, governmental fund payables and accrued liabilities that, once incurred, are paid in a timely manner and in full from current financial resources, are reported as obligations of the funds. However, claims, compensated absences, and contractually required pension contributions that will be paid from governmental funds are reported as a liability in the fund financial statements only to the extent that they are due for payment during the current year. Bonds and long-term loans are recognized as a liability on the governmental fund financial statements when due.

Fund Balance

Fund balance is divided into five classifications based primarily on the extent to which the City is bound to observe constraints imposed upon the use of the resources in the governmental funds. The classifications are as follows:

Nonspendable The nonspendable fund balance category includes amounts that cannot be spent because they are not in spendable form, or legally or contractually required to be maintained intact. The “not in spendable form” criterion includes items that are not expected to be converted to cash.

City of Brecksville, Ohio
Notes to the Basic Financial Statements
For the Year Ended December 31, 2011

Restricted Fund balance is reported as restricted when constraints placed on the use of resources are either externally imposed by creditors (such as through debt covenants), grantors, contributors, or laws or regulations of other governments or is imposed by law through constitutional provisions or enabling legislation (City ordinances).

Enabling legislation authorizes the City to assess, levy, charge, or otherwise mandate payment of resources (from external resource providers) and includes a legally enforceable requirement that those resources be used only for the specific purposes stipulated in the legislation. Legal enforceability means that the City can be compelled by an external party—such as citizens, public interest groups, or the judiciary to use resources created by enabling legislation only for the purposes specified by the legislation.

Committed The committed fund balance classification includes amounts that can be used only for the specific purposes imposed by formal action (ordinance or resolution) of City Council. Those committed amounts cannot be used for any other purpose unless City Council removes or changes the specified use by taking the same type of action (ordinance or resolution) it employed to previously commit those amounts. In contrast to fund balance that is restricted by enabling legislation, committed fund balance classification may be redeployed for other purposes with appropriate due process. Constraints imposed on the use of committed amounts are imposed by City Council, separate from the authorization to raise the underlying revenue; therefore, compliance with these constraints are not considered to be legally enforceable. Committed fund balance also incorporates contractual obligations to the extent that existing resources in the fund have been specifically committed for use in satisfying those contractual requirements.

Assigned Amounts in the assigned fund balance classification are intended to be used by the City for specific purposes but do not meet the criteria to be classified as restricted or committed. In governmental funds other than the general fund, assigned fund balance represents the remaining amount that is not restricted or committed. In the general fund, assigned amounts represent intended uses established by City Council or a City official delegated that authority by City Charter or ordinance, or by State Statute.

Unassigned Unassigned fund balance is the residual classification for the general fund and includes all spendable amounts not contained in the other classifications. In other governmental funds, the unassigned classification is used only to report a deficit balance resulting from overspending for specific purposes for which amounts had been restricted, committed, or assigned.

The City applies restricted resources first when expenditures are incurred for purposes for which either restricted or unrestricted (committed, assigned, and unassigned) amounts are available. Similarly, within unrestricted fund balance, committed amounts are reduced first followed by assigned, and then unassigned amounts when expenditures are incurred for purposes for which amounts in any of the unrestricted fund balance classifications could be used.

City of Brecksville, Ohio
Notes to the Basic Financial Statements
For the Year Ended December 31, 2011

Net Assets

Net assets represent the difference between assets and liabilities. Net assets invested in capital assets, net of related debt consists of capital assets, net of accumulated depreciation, reduced by the outstanding balances of any borrowing used for the acquisition, construction or improvement of those assets. Net assets are reported as restricted when there are limitations imposed on their use either through enabling legislation or through external restrictions imposed by creditors, grantors or laws or regulations of other governments. Net assets restricted for other purposes include law enforcement, court computerization, recycling, tree planting, and natureworks.

The City applies restricted resources when an expense is incurred for purposes for which both restricted and unrestricted net assets are available.

Operating Revenues and Expenses

Operating revenues are those revenues that are generated directly from the primary activity of the proprietary fund. For the City, these revenues are charges for services for self-insurance programs. Operating expenses are necessary costs incurred to provide the service that is the primary activity of the fund. Revenues and expenses not meeting these definitions are reported as nonoperating.

Internal Activity

Transfers between governmental activities are eliminated on the government wide financial statements. Internal allocations of overhead expenses from one function to another or within the same function are eliminated on the statement of activities. Interfund payments for services provided and used are not eliminated.

Exchange transactions between funds are reported as revenues in the seller funds and as expenditures/expenses in the purchaser funds. Flows of cash or goods from one fund to another without a requirement for repayment are reported as interfund transfers. Interfund transfers are reported as other financing sources/uses in governmental funds. Repayments from funds responsible for particular expenditures/expenses to the funds that initially paid for them are not presented on the financial statements.

Bond Issuance Costs

Bond issuance costs for underwriting fees and bond insurance for the community center refunding bonds and human services facility general obligation bonds are being amortized using the straight-line method over the life of the bonds on the government-wide statements. The straight-line method of amortization is not materially different from the effective-interest method. On the governmental financial statements, issuance costs are reported as an expenditure in the fiscal year in which the bonds are issued. Bond issuance costs are generally paid from bond proceeds.

As permitted by State Statute, the City paid bond issuance costs from the bond proceeds and therefore does not consider that portion of the debt to be capital-related debt. That portion of the debt was offset against the unamortized bond issuance costs which were included in the determination of unrestricted net assets. Reporting both within the same element of net assets prevents one classification from being overstated while another is understated by the same amount.

City of Brecksville, Ohio
Notes to the Basic Financial Statements
For the Year Ended December 31, 2011

Bond Premium

On the government-wide financial statements, bond premiums are deferred and amortized for the term of the bonds using the straight-line method. Bond premiums are presented as an increase of the face amount of the bonds payable. On governmental fund statements, bond premiums are received in the year the bonds are issued.

Deferred Loss on Refunding

The difference between the reacquisition price (funds required to refund the old debt) of the Community Center refunding bonds and the net carrying amount of the old debt, the deferred amount (loss) on refunding, is being amortized as a component of interest expense. The accounting loss is amortized over the remaining life of the old debt or the life of the new debt, whichever is shorter, and is presented as part of the general obligation bonds payable on the statement of net assets.

Extraordinary and Special Items

Extraordinary items are transactions or events that are both unusual in nature and infrequent in occurrence. Special items are transactions or events that are within the control of the City Administration and that are either unusual in nature or infrequent in occurrence.

Estimates

The preparation of the financial statements in conformity with generally accepted accounting principles requires management to make estimates and assumptions that affect the amounts reported in the financial statements and accompanying notes. Actual results may differ from those estimates.

Note 3 – Accountability

At December 31, 2011, the general municipal improvement capital projects fund had an individual fund deficit in the amount of \$836,211. The deficit is the result of the issuance of short-term bond anticipation notes which are used to finance the project until bonds are issued. Once the notes are retired or bonds are issued, the deficit will be eliminated. The general fund is liable for the deficit in this fund and provides transfers when cash is required, not when accruals occur.

Note 4 – Fund Balances

Fund balance is classified as nonspendable, restricted, committed, assigned and/or unassigned based primarily on the extent to which the City is bound to observe constraints imposed upon the use of the resources in the government funds. The constraints placed on fund balance for the major governmental funds and all other governmental funds are presented below:

City of Brecksville, Ohio
Notes to the Basic Financial Statements
For the Year Ended December 31, 2011

Fund Balances	General	Fire Department	Special Assessment Bond Retirement	General Municipal Improvement	Buildings and Improvements	Road Improvements	Other Governmental	Total
<u>Nonspendable:</u>								
Inventory	\$200,311	\$73,078	\$0	\$0	\$0	\$0	\$52,701	\$326,090
Prepays	86,019	163	0	0	0	0	0	86,182
Unclaimed Funds	5,536	0	0	0	0	0	0	5,536
<i>Total Nonspendable</i>	<u>291,866</u>	<u>73,241</u>	<u>0</u>	<u>0</u>	<u>0</u>	<u>0</u>	<u>52,701</u>	<u>417,808</u>
<u>Restricted for:</u>								
Police Department	0	0	0	0	0	0	246,898	246,898
Fire Department	0	261,431	0	0	0	0	0	261,431
Debt Service Retirement	0	0	295,801	0	0	0	97,700	393,501
Street Maintenance	0	0	0	0	0	0	952,116	952,116
Court Computerization	0	0	0	0	0	0	210,220	210,220
Recycling Demo	0	0	0	0	0	0	10,641	10,641
Other Purposes	0	0	0	0	0	0	327,867	327,867
<i>Total Restricted</i>	<u>0</u>	<u>261,431</u>	<u>295,801</u>	<u>0</u>	<u>0</u>	<u>0</u>	<u>1,845,442</u>	<u>2,402,674</u>
<u>Committed to:</u>								
Building and Improvements	0	0	0	0	1,205,788	0	0	1,205,788
Road Improvements	0	0	0	0	0	137,076	0	137,076
Community Center	0	0	0	0	0	0	282,841	282,841
Enforcement and Education	0	0	0	0	0	0	15,195	15,195
Public Utility Improvement	0	0	0	0	0	0	169,770	169,770
Fire Ambulance Capital	0	0	0	0	0	0	363,514	363,514
Other Purposes	776,399	0	0	0	0	0	13,961	790,360
<i>Total Committed</i>	<u>776,399</u>	<u>0</u>	<u>0</u>	<u>0</u>	<u>1,205,788</u>	<u>137,076</u>	<u>845,281</u>	<u>2,964,544</u>
<u>Assigned to:</u>								
Compensated Absences	66,640	0	0	0	0	0	0	66,640
Other Purposes	245,629	0	0	0	0	0	0	245,629
Capital Improvements	0	0	0	0	0	0	769,587	769,587
<i>Total Assigned</i>	<u>312,269</u>	<u>0</u>	<u>0</u>	<u>0</u>	<u>0</u>	<u>0</u>	<u>769,587</u>	<u>1,081,856</u>
Unassigned (Deficit)	7,215,834	0	0	(836,211)	0	0	0	6,379,623
Total Fund Balances	<u><u>\$8,596,368</u></u>	<u><u>\$334,672</u></u>	<u><u>\$295,801</u></u>	<u><u>(\$836,211)</u></u>	<u><u>\$1,205,788</u></u>	<u><u>\$137,076</u></u>	<u><u>\$3,513,011</u></u>	<u><u>\$13,246,505</u></u>

Note 5 – Budgetary Basis of Accounting

While the City is reporting financial position, results of operations and changes in fund balance on the basis of generally accepted accounting principles (GAAP), the budgetary basis as provided by law is based upon accounting for certain transactions on a basis of cash receipts, disbursements and encumbrances. The Statement of Revenues, Expenditures and Changes in Fund Balances - Budget (Non-GAAP Basis) and Actual, presented for the general and fire department funds, is presented on the budgetary basis to provide a meaningful comparison of actual results with the budget.

The major differences between the budget basis and GAAP basis are as follows:

1. Revenues are recorded when received in cash (budget) as opposed to when susceptible to accrual (GAAP).
2. Expenditures are recorded when paid in cash (budget) as opposed to when the liability is incurred (GAAP).

City of Brecksville, Ohio
Notes to the Basic Financial Statements
For the Year Ended December 31, 2011

3. Encumbrances are treated as expenditures (budget) rather than as restricted, committed, or assigned fund balances (GAAP).
4. Investments reported at cost (budget) rather than fair value (GAAP).

Adjustments necessary to convert the results of operations at the end of the year on the GAAP basis to the Budget basis are as follows:

	Net Change in Fund Balance	
	General and Fire Department Special Revenue Funds	
	General	Fire Department
GAAP Basis	\$1,475,609	(\$141,979)
Net Adjustment for Revenue Accruals	132,479	9,000
Ending Fair Value Adjustment for Investments	3,412	0
Net Adjustment for Expenditure Accruals	53,182	(18,622)
Encumbrances	(937,481)	(15,456)
Budget Basis	\$727,201	(\$167,057)

Note 6 – Deposits and Investments

The City has chosen to follow State statutes and classify monies held by the City into three categories.

Active deposits are public deposits necessary to meet current demands on the treasury. Such monies must be maintained either as cash in the City treasury, in commercial accounts payable or withdrawable on demand, including negotiable order of withdrawal (NOW) accounts, or in money market deposit accounts.

Inactive deposits are monies identified as not required for use within the current five year period of designation of depositories. Inactive deposits must either be evidenced by certificates of deposit maturing not later than the end of the current period of designation of depositories, or by savings or deposit accounts including, but not limited to, passbook accounts.

Interim monies are those monies which are not needed for immediate use but which will be needed before the end of the current period of designation of depositories. Interim monies may be deposited or invested in the following securities:

1. United States Treasury Notes, Bills, Bonds, or any other obligation or security issued by the United States Treasury or any other obligation guaranteed as to principal and interest by the United States;
2. Bonds, notes, debentures, or any other obligations or securities issued by any federal government agency or instrumentality, including but not limited to, the Federal National Mortgage Association, Federal Home Loan Bank, Federal Farm Credit Bank, Federal Home Loan Mortgage Corporation, Government National Mortgage Association, and Student Loan Marketing Association. All federal agency securities shall be direct issuances of federal government agencies or instrumentalities;

City of Brecksville, Ohio
Notes to the Basic Financial Statements
For the Year Ended December 31, 2011

3. Written repurchase agreements in securities listed above;
4. Bonds and other obligations of the State of Ohio or Ohio local governments;
5. Time certificates of deposit or savings or deposit accounts including, but not limited to, passbook accounts;
6. No-load money market mutual funds consisting exclusively of obligations described in division (1) or (2) and repurchase agreements secured by such obligations;
7. The State Treasurer's investment pool (Star Ohio); and
8. Certain bankers' acceptances and commercial paper notes for a period not to exceed one hundred eighty days in an amount not to exceed 25 percent of the interim monies available for investment at any one time.

Investments in stripped principal or interest obligations, reverse repurchase agreements, and derivatives are prohibited. The issuance of taxable notes for the purpose of arbitrage, the use of leverage and short selling are also prohibited. An investment must mature within five years from the date of purchase unless matched to a specific obligation or debt of the City, and must be purchased with the expectation that it will be held to maturity.

Investments may only be made through specified dealers and institutions. Payment for investments may be made only upon delivery of the securities representing the investments to the treasurer or qualified trustee or, if the securities are not represented by a certificate, upon receipt of confirmation of transfer from the custodian.

Deposits

Custodial credit risk is the risk that in the event of bank failure, the City's deposits may not be returned to it. Protection of the City's deposits is provided by the Federal Deposit Insurance Corporation, by eligible securities pledged by the financial institution, by surety company bonds or by a single collateral pool established by the financial institution. In accordance with Chapter 135 of the Ohio Revised Code, any public depository receiving deposits pursuant to an award of City funds shall be required to pledge security for repayment of all public moneys. The City has no investment policy dealing with deposit custodial risk beyond the requirement in state statute that requires securities purchased pursuant to this division shall be delivered into the custody of the Finance Director or an agent designated by the Finance Director.

At year-end, the carrying amount of the City's deposits was \$14,464,919 and the bank balance was \$14,652,059. Of the uninsured bank balance, \$880,627 was collateralized with securities held by the pledging institution's trust department, not in the City's name.

Investments

Investments are reported at fair value. As of December 31, 2011, the City's only investments were commercial paper and STAR Ohio.

The average maturity of STAR Ohio is 57 days. The average maturity of the commercial paper is 53 days.

City of Brecksville, Ohio
Notes to the Basic Financial Statements
For the Year Ended December 31, 2011

Interest Rate Risk arises because potential purchasers of debt securities will not agree to pay face value for those securities if interest rates subsequently increase. The City's investment policy addresses interest rate risk by requiring that the City's investment portfolio be structured so that securities mature to meet cash requirements for ongoing operations and/or long-term debt payments, thereby avoiding that need to sell securities on the open market prior to maturity and by investing operating funds primarily in short-term investments. The City investment policy also limits security purchases to those that mature in five years unless specifically matched to a specific cash flow.

Credit Risk is addressed by the City's investment policy by the requirements that all investments are authorized by Ohio Revised Code and that the portfolio be diversified both by types of investment and issuer. All investments of the City carry a rating AAA by Standard & Poor's. Ohio law requires that investments in commercial paper are limited to notes rated at the time of purchase to the highest classification established by two nationally recognized standard rating services.

Note 7 – Receivables

Receivables at December 31, 2011, consisted primarily of municipal income taxes, property and other taxes, accounts (billings for user charged services and court fines), special assessments, interfund, and intergovernmental receivables arising from grants, entitlements and shared revenues. No allowance for doubtful accounts has been recorded because uncollectible amounts are expected to be insignificant. All receivables except for special assessments and delinquent property taxes are expected to be collected within one year. Property taxes, although ultimately collectible, include some portion of delinquencies that will not be collected within one year.

Special assessments expected to be collected in more than one year amount to \$2,773,648 in the special assessments bond retirement fund. At December 31, 2011 the amount of delinquent special assessments was \$53,648.

Property Taxes

Property taxes include amounts levied against all real and public utility property located in the City. Property tax revenue received during 2011 for real and public utility property taxes represents collections of 2010 taxes.

2011 real property taxes were levied after October 1, 2011, on the assessed value as of January 1, 2011, the lien date. Assessed values are established by State law at 35 percent of appraised market value. 2011 real property taxes are collected in and intended to finance 2012.

Real property taxes are payable annually or semi-annually. If paid annually, payment is due December 31; if paid semi-annually, the first payment is due December 31, with the remainder payable by June 20. Under certain circumstances, State statute permits later payment dates to be established.

Public utility tangible personal property currently is assessed at varying percentages of true value; public utility real property is assessed at 35 percent of true value. 2011 public utility property taxes which became a lien December 31, 2010, are levied after October 1, 2011, and are collected in 2012 with real property taxes.

City of Brecksville, Ohio
Notes to the Basic Financial Statements
For the Year Ended December 31, 2011

The full tax rate for all City operations for the year ended December 31, 2011, was \$8.21 per \$1,000 of assessed value. The assessed values of real property and public utility tangible property upon which 2011 property tax receipts were based are as follows:

<u>Category</u>	<u>Assessed Value</u>
Real Estate:	
Residential/Agricultural	\$470,033,220
Other Real Estate	107,690,260
Tangible Personal Property	
Public Utility	<u>16,066,350</u>
Total Assessed Values	<u><u>\$593,789,830</u></u>

The County Treasurer collects property taxes on behalf of all taxing districts in the county, including the City. The County Fiscal Officer periodically remits to the City its portion of the taxes collected. Property taxes receivable represents real and public utility property taxes and outstanding delinquencies which were measurable as of December 31, 2011, and for which there was an enforceable legal claim. In the governmental funds, the entire receivable has been deferred since current taxes were not levied to finance 2011 operations and the collection of delinquent taxes during the available period is not subject to reasonable estimation. On the accrual basis, collectible delinquent property taxes have been recorded as revenue while on the modified accrual basis the revenue has been deferred.

Income Tax

The City levies a municipal income tax of two percent on substantially all income earned within the City. This tax also applies to the net income of businesses operating within the City. Residents of the City are granted one hundred percent credit for taxes paid to other municipalities.

Employers within the City are required to withhold income tax on employee compensation and remit the tax to the City either monthly or quarterly, as required. Corporations and other individual taxpayers are required to pay their estimated tax quarterly and file a declaration annually. By City ordinance, \$2,280,000 of total income tax proceeds are credited to the following capital projects funds: \$960,000 to the general municipal improvement fund, \$1,200,000 to the buildings and improvements fund, and \$120,000 to the road improvements fund.

City of Brecksville, Ohio
Notes to the Basic Financial Statements
For the Year Ended December 31, 2011

Intergovernmental Receivables

A summary of the intergovernmental receivables follows:

Governmental Activities:	
Homestead and Rollback	\$274,249
Inheritance Tax	178,039
Excise Tax	167,322
Local Government	148,812
Sanitary Grant	126,732
Gasoline Tax	87,360
Department of Energy Grant	64,500
Auto Registration	49,050
Other	46,046
Ohio Department of Natural Resources Grant	18,750
Permissive Tax	16,704
	<u> </u>
Total	<u> </u> \$1,177,564

Note 8 – Interfund Transfers and Balances

Interfund Transfers

Interfund transfers for the year ended December 31, 2011, consisted of the following:

	Transfers To
Transfers From	Other Governmental Funds
General	\$818,750
General Municipal Improvement	350,928
Buildings and Improvements	850,000
Other Governmental Funds	22,956
<i>Total All Funds</i>	<u> </u> \$2,042,634

Transfers are used to move revenues from the fund that statute or budget requires to collect them to the fund that statute or budget requires to expend them. A transfer from the general fund to the community center and tree grant funds of \$800,000 and \$18,750, respectively, was to fund its operations. To provide funds for loan payments, transfers totaling \$53,884 were made to the issue II fund from the general municipal improvement fund and the road maintenance fund. The general bond retirement fund is funded for loan payment obligations from the general municipal improvements and buildings and improvements funds. In 2011, this amount was \$1,170,000.

City of Brecksville, Ohio
Notes to the Basic Financial Statements
For the Year Ended December 31, 2011

Interfund Balances

The general municipal improvement and road improvements major capital projects funds had interfund payable balances of \$142,773 and \$62,227, respectively, and the general fund had an interfund receivable balance of \$205,000 due to the issuance of a manuscript bond.

The manuscript bond represents a special assessment bond that was issued on August 13, 2008, at 5.05 percent. This bond is due on December 1, 2025, and was used for construction of an access road off Route 21. The manuscript bond was issued by the City and purchased by the general fund.

Note 9 – Capital Assets

A summary of changes in capital assets during 2011 follows:

Governmental Activities	Balance 12/31/2010	Additions	Deductions	Balance 12/31/2011
<i>Capital Assets not being Depreciated:</i>				
Land	\$7,108,903	\$109,384	\$0	\$7,218,287
Construction in Progress	1,915,847	2,445,191	(2,730,253)	1,630,785
Total Capital Assets not being Depreciated	9,024,750	2,554,575	(2,730,253)	8,849,072
<i>Capital Assets being Depreciated:</i>				
Land Improvements	4,442,797	98,821	0	4,541,618
Buildings and Improvements	27,893,652	305,306	0	28,198,958
Machinery and Equipment	11,518,099	787,971	(727,191)	11,578,879
Furniture and Fixtures	305,151	0	0	305,151
Infrastructure:				
Roads	40,981,026	797,998	0	41,779,024
Sidewalks	3,589,949	0	0	3,589,949
Guardrails	444,750	0	0	444,750
Traffic Signals	2,314,614	0	0	2,314,614
Storm Sewers	8,071,805	1,189,973	0	9,261,778
Sanitary Sewers	12,771,291	162,555	0	12,933,846
Water Lines	9,469,758	0	0	9,469,758
Total Capital Assets being Depreciated	121,802,892	3,342,624	(727,191)	124,418,325
<i>Less Accumulated Depreciation:</i>				
Land Improvements	(962,712)	(196,932)	0	(1,159,644)
Buildings and Improvements	(9,718,469)	(558,360)	0	(10,276,829)
Machinery and Equipment	(6,347,037)	(724,670)	709,145	(6,362,562)
Furniture and Fixtures	(107,626)	(14,836)	0	(122,462)
Infrastructure:				
Roads	(22,001,533)	(1,024,526)	0	(23,026,059)
Sidewalks	(2,851,399)	(89,749)	0	(2,941,148)
Guardrails	(371,463)	(3,310)	0	(374,773)
Traffic Signals	(806,418)	(107,329)	0	(913,747)
Storm Sewers	(2,113,620)	(81,533)	0	(2,195,153)
Sanitary Sewers	(3,170,964)	(129,464)	0	(3,300,428)
Water Lines	(2,584,737)	(93,573)	0	(2,678,310)
Total Accumulated Depreciation	(51,035,978)	(3,024,282) *	709,145	(53,351,115)
Total Capital Assets being Depreciated, Net	70,766,914	318,342	(18,046)	71,067,210
Governmental Activities Capital Assets, Net	\$79,791,664	\$2,872,917	(\$2,748,299)	\$79,916,282

City of Brecksville, Ohio
Notes to the Basic Financial Statements
For the Year Ended December 31, 2011

*Depreciation expense was charged to governmental activities as follows:

General Government:	
Legislative and Executive	\$223,682
Public Safety:	
Police	141,965
Fire	146,162
Public Health Services	216,735
Street Construction, Maintenance and Repair	1,284,445
Housing and Community Development	24,732
Basic Utility Services	647,122
Recreational Activities	339,439
Total Depreciation Expense	<u>\$3,024,282</u>

Note 10 – Contingencies

Grants

The City received financial assistance from Federal and State agencies in the form of grants. The disbursement of funds received under these programs generally requires compliance with the terms and conditions specified in the grant agreements and are subject to audit by the grantor agencies. Any disallowed claims resulting from such audits could become a liability of the general fund or other applicable funds. However, in the opinion of management, any such disallowed claims will not have a material adverse effect on the overall financial position of the City at December 31, 2011.

Litigation

There are two lawsuits pending against the City and none contain monetary claims, so there is no pending liability at this time.

Note 11 – Other Employee Benefits

Compensated Absences

The criteria for determining vacation and sick leave benefits are derived from negotiated agreements and State laws. Employees earn two to six weeks of vacation per year, depending upon length of service. Vacation accumulation is limited to one year. All accumulated unused vacation time is paid upon termination of employment.

Employees earn sick leave at the rate of 6.46 hours per pay for firefighters and 4.61 hours per pay for all other employees. Sick leave accumulation is limited to 120 days for police and unlimited for all others. Upon retirement or death, an employee can be paid thirty-three percent of accumulated, unused sick leave.

City of Brecksville, Ohio
Notes to the Basic Financial Statements
For the Year Ended December 31, 2011

Dental Insurance

The City provides dental benefits to employees through Assurant. The family and single premiums for 2011 were \$86.02 and \$27.76, respectively.

Note 12 – Defined Benefit Pension Plans

Ohio Public Employees Retirement System

Plan Description – The City participates in the Ohio Public Employees Retirement System (OPERS). OPERS administers three separate pension plans. The Traditional Pension Plan is a cost-sharing, multiple-employer defined benefit pension plan. The Member-Directed Plan is a defined contribution plan in which the member invests both member and employer contributions (employer contributions vest over five years at 20 percent per year). Under the Member-Directed Plan, members accumulate retirement assets equal to the value of the member and vested employer contributions plus any investment earnings. The Combined Plan is a cost-sharing, multiple-employer defined benefit pension plan. Under the Combined Plan, OPERS invests employer contributions to provide a formula retirement benefit similar in nature to, but less than, the Traditional Pension Plan benefit. Member contributions, the investment of which is self-directed by the members, accumulate retirement assets in a manner similar to the Member-Directed Plan.

OPERS provides retirement, disability, survivor and death benefits, and annual cost-of-living adjustments to members of the Traditional Pension and Combined Plans. Members of the Member-Directed Plan do not qualify for ancillary benefits. Authority to establish and amend benefits is provided by Chapter 145 of the Ohio Revised Code. OPERS issues a stand-alone financial report. Interested parties may obtain a copy by visiting <https://www.opers.org/investments/cafr.shtml>, writing to OPERS, 277 East Town Street, Columbus, Ohio 43215-4642, or by calling 614-222-5601 or 800-222-7377.

Funding Policy – The Ohio Revised Code provides statutory authority for member and employer contributions and currently limits the employer contribution to a rate not to exceed 14 percent of covered payroll for state and local employer units and 18.1 percent of covered payroll for law enforcement and public safety employer units. Member contribution rates, as set forth in the Ohio Revised Code, are not to exceed 10 percent of covered payroll for members in State and local divisions and 12 percent for law enforcement and public safety members. For the year ended December 31, 2011, members in state and local divisions contributed 10 percent of covered payroll while public safety and law enforcement members contributed 11 percent and 11.6 percent, respectively. While members in the state and local divisions may participate in all three plans, law enforcement and public safety divisions exist only within the Traditional Pension Plan. For 2011, member and employer contribution rates were consistent across all three plans.

The City's 2011 contribution rate was 14 percent, except for those plan members in law enforcement or public safety, for whom the City's contribution was 18.1 percent of covered payroll. The portion of employer contributions used to fund pension benefits is net of post-employment health care benefits. The portion of employer contribution allocated to health care for members in the Traditional Plan was 4 percent for 2011. The portion of employer contributions allocated to health care for members in the Combined Plan was 6.05 percent for 2011. Employer contribution rates are actuarially determined.

City of Brecksville, Ohio
Notes to the Basic Financial Statements
For the Year Ended December 31, 2011

The City's required contributions for pension obligations to the Traditional Pension and Combined Plans for the years ended December 31, 2011, 2010, and 2009 were \$546,373, \$565,365, and \$528,136, respectively. For 2011, 92.71 percent has been contributed with the balance being reported as an intergovernmental payable. The full amount has been contributed for 2010 and 2009. Contributions to the Member-Directed Plan for 2011 were \$18,013 made by the City and \$12,867 made by plan members.

Ohio Police and Fire Pension Fund

Plan Description – The City contributes to the Ohio Police and Fire Pension Fund (OP&F), a cost-sharing multiple-employer defined benefit pension plan. OP&F provides retirement and disability benefits, annual cost-of-living adjustments, and death benefits to plan members and beneficiaries. Benefit provisions are established by the Ohio State Legislature and are codified in Chapter 742 of the Ohio Revised Code. OP&F issues a publicly available financial report that includes financial information and required supplementary information for the plan. That report may be obtained by writing to OP&F, 140 East Town Street, Columbus, Ohio 43215-5164.

Funding Policy – The Ohio Revised Code requires plan members to contribute 10 percent of their annual covered salary, while employers are required to contribute 19.5 percent for police officers and 24 percent for firefighters.

The OP&F Pension Fund is authorized by the Ohio Revised Code to allocate a portion of the employer contributions to retiree health care benefits. The portion of employer contributions used to fund pension benefits was 12.75 percent of covered payroll for police officers and 17.25 percent of covered payroll for firefighters. The City's contributions to OP&F for police and firefighters were \$258,655 and \$205,070 for the year ended December 31, 2011, \$284,347 and \$204,291 for the year ended December 31, 2010, and \$287,975 and \$204,702 for the year ended December 31, 2009, respectively. For 2011, 90.44 percent for police and 91.21 percent for firefighters has been contributed with the balance for both police and firefighters being reported as an intergovernmental payable. The full amount has been contributed for 2010 and 2009.

Note 13 – Postemployment Benefits

Ohio Public Employees Retirement System

Plan Description – Ohio Public Employees Retirement System (OPERS) administers three separate pension plans: The Traditional Pension Plan – a cost-sharing, multiple-employer defined benefit pension plan; the Member-Directed Plan – a defined contribution plan; and the Combined Plan – a cost-sharing, multiple-employer defined benefit pension plan that has elements of both a defined benefit and defined contribution plan.

OPERS maintains a cost-sharing multiple-employer defined benefit post-employment health care plan for qualifying members of both the Traditional Pension and the Combined Plans. Members of the Member-Directed Plan do not qualify for ancillary benefits, including post-employment health care coverage. The plan includes a medical plan, prescription drug program and Medicare Part B premium reimbursement.

City of Brecksville, Ohio
Notes to the Basic Financial Statements
For the Year Ended December 31, 2011

In order to qualify for post-employment health care coverage, age-and-service retirees under the Traditional Pension and Combined Plans must have 10 or more years of qualifying Ohio service credit. Health care coverage for disability benefit recipients and qualified survivor benefit recipients is available. The Ohio Revised Code permits, but does not mandate, OPERS to provide health care benefits to its eligible members and beneficiaries. Authority to establish and amend benefits is provided in Chapter 145 of the Ohio Revised Code.

Disclosures for the health care plan are presented separately in the OPERS financial report which may be obtained by visiting <https://www.opers.org/investments/cafr.shtml>, writing to OPERS, 277 East Town Street, Columbus, Ohio 43215-4642, or by calling 614-222-5601 or 800-222-7377.

Funding Policy – The post-employment health care plan was established under, and is administrated in accordance with, Internal Revenue Code 401(h). The Ohio Revised Code provides the statutory authority requiring public employers to fund post-retirement health care through contributions to OPERS. A portion of each employer’s contribution to OPERS is set aside for the funding of post-retirement health care.

Employer contribution rates are expressed as a percentage of the covered payroll of active members. In 2011, state and local employers contributed at a rate of 14.0 percent of covered payroll, and public safety and law enforcement employers contributed at 18.10 percent. These are the maximum employer contribution rates permitted by the Ohio Revised Code.

Each year, the OPERS Retirement Board determines the portion of the employer contribution rate that will be set aside for funding of post-employment health care benefits. The portion of employer contributions allocated to health care for members in the Traditional Plan was 4.0 percent for 2011. The portion of employer contributions allocated to health care for members in the Combined Plan was 6.05 percent for 2011.

The OPERS Retirement Board is also authorized to establish rules for the payment of a portion of the health care benefits provided, by the retiree or their surviving beneficiaries. Payment amounts vary depending on the number of covered dependents and the coverage selected. Active members do not make contributions to the post-employment health care plan.

The City’s contributions allocated to fund post-employment health care benefits for the years ended December 31, 2011, 2010, and 2009 were \$311,484, \$322,311, and \$381,884, respectively. For 2011, 92.71 percent has been contributed with the balance being reported as an intergovernmental payable. The full amount has been contributed for 2010 and 2009.

The Health Care Preservation Plan (HCPP) adopted by the OPERS Retirement Board on September 9, 2004, was effective January 1, 2007. Member and employer contribution rates increased on January 1 of each year from 2006 to 2008. Rates for law enforcement and public safety employers increased over a six year period beginning on January 1, 2006, with a final rate increase on January 1, 2011. These rate increases allowed additional funds to be allocated to the health care plan.

Ohio Police and Fire Pension Fund

Plan Description – The City contributes to the Ohio Police and Fire Pension Fund (OP&F) sponsored health care program, a cost-sharing multiple-employer defined post-employment health care plan administered by OP&F. OP&F provides health care benefits including coverage for medical, prescription drugs, dental, vision, Medicare Part B Premium and long-term care to retirees, qualifying benefit recipients and their eligible dependents.

City of Brecksville, Ohio
Notes to the Basic Financial Statements
For the Year Ended December 31, 2011

OP&F provides access to post-retirement health care coverage for any person who receives or is eligible to receive a monthly service, disability, or survivor benefit check or is a spouse or eligible dependent child of such person. The health care coverage provided by OP&F meets the definition of an Other Post-Employment Benefit (OPEB) as described in GASB Statement No. 45.

The Ohio Revised Code allows, but does not mandate OP&F to provide OPEB benefits. Authority for the OP&F Board of Trustees to provide health care coverage to eligible participants and to establish and amend benefits is codified in Chapter 742 of the Ohio Revised Code.

OP&F issues a publicly available financial report that includes financial information and required supplementary information for the plan. That report may be obtained by writing to OP&F, 140 East Town Street, Columbus, Ohio 43215-5164.

Funding Policy – The Ohio Revised Code provides for contribution requirements of the participating employers and of plan members to the OP&F defined benefit pension plan. Participating employers are required by Ohio Revised Code to contribute to the pension plan at rates expressed as percentages of the payroll of active pension plan members, currently, 19.5 percent and 24.0 percent of covered payroll for police and fire employers, respectively. Active members do not make contributions to the OPEB Plan.

OP&F maintains funds for health care in two separate accounts. One for health care benefits under an IRS Code Section 115 trust and one for Medicare Part B reimbursements administrated as an Internal Revenue Code 401(h) account, both of which are within the defined benefit pension plan, under the authority granted by the Ohio Revised Code to the OP&F Board of Trustees.

The Board of Trustees is authorized to allocate a portion of the total employer contributions made into the pension plan to the Section 115 trust and the Section 401(h) account as the employer contribution for retiree health care benefits. For the year ended December 31, 2011, the employer contribution allocated to the health care plan was 6.75 percent of covered payroll. The amount of employer contributions allocated to the health care plan each year is subject to the Trustees' primary responsibility to ensure that pension benefits are adequately funded and is limited by the provisions of Sections 115 and 401(h).

The OP&F Board of Trustees also is authorized to establish requirements for contributions to the health care plan by retirees and their eligible dependents, or their surviving beneficiaries. Payment amounts vary depending on the number of covered dependents and the coverage selected.

The City's contributions to OP&F which were allocated to fund post-employment health care benefits for police and firefighters were \$136,935 and \$80,245 for the year ended December 31, 2011, \$150,537 and \$79,940 for the year ended December 31, 2010, and \$152,458 and \$80,101 for the year ended December 31, 2009. For 2011, 90.44 percent has been contributed for police and 91.21 percent has been contributed for firefighters with the balance for both police and firefighters being reported as an intergovernmental payable. The full amount has been contributed for 2010 and 2009.

City of Brecksville, Ohio
Notes to the Basic Financial Statements
For the Year Ended December 31, 2011

Note 14 – Risk Management

Property and Liability

The City is exposed to various risks of loss related to torts; theft of, damage to, and destruction of assets; errors and omissions; injuries to employees and natural disasters. During 2011, the City contracted with Wichert Insurance Services for various types of insurance as follows:

<u>Company</u>	<u>Type of Coverage</u>	<u>Coverage Amount</u>
Wichert Insurance Services	Blanket Building/Contents	\$44,330,711
	Boiler and Machinery	45,971,757
	Contractors Equipment	1,268,568
	Crime	1,000,000
	Public Officials Liability	1,000,000
	General Liability	1,000,000
	Garage Keepers Liability	120,000
	Auto	1,000,000
	Umbrella Liability	10,000,000

Settled claims have not exceeded commercial coverage in any of the last three years. There were no significant reductions in coverage from the prior year.

Workers' Compensation

The City participates in the Ohio Association of Public Treasurers (OAPT) rating pool (See Note 18). The intent of the OAPT is to achieve the benefit of a reduced premium for the participants, foster safer working environments and foster cost-effective claims management by virtue of its grouping and representation with other participants. The workers' compensation experience rating of the participating cities is calculated as one experience and a common premium rate is applied to all cities in the OAPT. Each participant pays its workers' compensation premium to the State based on the rate for the OAPT group rather than its individual rate. Total savings are then calculated and each participant's individual performance is compared to the overall savings of the OAPT. A participant will then either receive money from or be required to contribute to the "Equity Pooling Fund." This "equity pooling" arrangement insures that each participant shares equally in the overall performance of the OAPT. Participation in the OAPT is limited to cities that can meet the OAPT's selection criteria. The firm of Integrated Consulting Services provides administrative, cost control and actuarial services to the OAPT.

Employee Insurance Benefits

The City manages employee prescriptions and health benefits on a self-insured basis. The employee health benefit plan provides basic health coverage through Medical Mutual, the third-party administrator of the program, which reviews and pays the claims. A specific excess loss coverage insurance (stop-loss) policy with Medical Mutual covers claims in excess of \$85,000 per person per year to a maximum specific benefit of \$2,500,000 per person.

City of Brecksville, Ohio
Notes to the Basic Financial Statements
For the Year Ended December 31, 2011

The claims liability of \$94,084, reported in the self-insurance fund at December 31, 2011, is estimated by the third-party administrator and is based on the requirements of Governmental Accounting Standards Board Statement No. 30, which requires that a liability for unpaid claims costs, including estimates of costs relating to incurred but not reported claims, be reported. The estimate was not affected by incremental claims adjustments expenses and does not include other allocated or unallocated claim adjustment expenses.

Changes in the fund's claims liability amount for the last two years follow:

	<u>Balance at Beginning of Year</u>	<u>Current Year Claims</u>	<u>Claims Payment</u>	<u>Balance at End of Year</u>
2010	\$182,412	\$323,524	\$345,000	\$160,936
2011	160,936	1,209,428	1,276,280	94,084

Note 15 – Long-Term Obligations

The original issue date, interest rate, original issuance amount and maturity date for each of the City's long-term obligations follows:

	<u>Original Issue Date</u>	<u>Interest Rate</u>	<u>Original Issue Amount</u>	<u>Date of Maturity</u>
General Obligation				
Community Center Refunding - 1997	1997	3.75% to 5.10%	\$1,585,000	December 1, 2012
Community Center Refunding - 2004	2004	2.00 to 3.00	1,785,000	December 1, 2012
Human Services Facility	2004	2.10 to 5.00	6,000,000	December 1, 2023
Tree Farm Property	2005	3.00 to 4.75	4,205,000	December 1, 2025
Special Assessment				
Route 21 Access Road	2005	3.10 to 4.75	165,000	December 1, 2025
Oakhurst-Fitzwater Sanitary Sewer Refunding	1997	3.75 to 5.10	875,000	December 1, 2012
Southpointe Parkway	1997	3.85 to 5.35	1,190,000	December 1, 2017
Service Road Sewer and Water	2001	4.00 to 4.90	935,000	December 1, 2021
Four Seasons Sewer and Water	2001	4.00 to 4.90	1,265,000	December 1, 2021
Route 21, Hilton, Whitewood Sewer and Storm	2005	3.00 to 5.00	1,075,000	December 1, 2025
OPWC Loans				
Elm Street Improvement	1996	0.00	234,638	January 1, 2016
Fairview, Pershing, Wallings Water Main	1999	0.00	224,480	January 1, 2019
Brecksville Center and Old Town Water Main	1999	0.00	224,475	July 1, 2019
Route 21, Hilton, Whitewood Sanitary Sewer	2005	0.00	231,143	July 1, 2025
Fitzwater, Riverview, Wiese, Carriage Hill Cleaning	2006	0.00	162,934	January 1, 2027

City of Brecksville, Ohio
Notes to the Basic Financial Statements
For the Year Ended December 31, 2011

A schedule of changes in bonds and other long-term obligations of the City during 2011 follows:

	Principal Outstanding 12/31/2010	Additions	Deletions	Principal Outstanding 12/31/2011	Amounts Due in One Year
Governmental Activities					
<i>General Obligations Bonds:</i>					
Community Center Refunding - 1997	\$330,000	\$0	(\$160,000)	\$170,000	\$170,000
Community Center Refunding - 2004	425,000	0	(210,000)	215,000	215,000
Unamortized Loss	(3,854)	0	1,928	(1,926)	0
Premium on Refunding Bonds	401	0	(200)	201	0
Total Community Center Refunding Bonds	<u>421,547</u>	<u>0</u>	<u>(208,272)</u>	<u>213,275</u>	<u>215,000</u>
Human Services Facility Bonds	4,360,000	0	(265,000)	4,095,000	270,000
Premium on Bonds	73,762	0	(5,674)	68,088	0
Total Human Services Facility Bonds	<u>4,433,762</u>	<u>0</u>	<u>(270,674)</u>	<u>4,163,088</u>	<u>270,000</u>
Tree Farm Property Bonds	3,430,000	0	(175,000)	3,255,000	180,000
Premium on Bonds	57,001	0	(3,800)	53,201	0
Total Tree Farm Property Bonds	<u>3,487,001</u>	<u>0</u>	<u>(178,800)</u>	<u>3,308,201</u>	<u>180,000</u>
<i>Total General Obligation Bonds</i>	<u>8,672,310</u>	<u>0</u>	<u>(817,746)</u>	<u>7,854,564</u>	<u>835,000</u>
<i>Special Assessment Bonds with Governmental Commitment:</i>					
Route 21 Access Road	145,000	0	(5,000)	140,000	5,000
Premium on Bonds	1,959	0	(131)	1,828	0
Total Route 21 Access Road	<u>146,959</u>	<u>0</u>	<u>(5,131)</u>	<u>141,828</u>	<u>5,000</u>
Oakhurst-Fitzwater Sanitary Sewer Refunding	185,000	0	(90,000)	95,000	95,000
Southpointe Parkway	540,000	0	(65,000)	475,000	70,000
Service Road Sewer and Water	570,000	0	(50,000)	520,000	55,000
Four Seasons Sewer and Water	830,000	0	(60,000)	770,000	60,000
Route 21, Hilton, Whitewood Sewer and Storm	895,000	0	(45,000)	850,000	50,000
<i>Total Special Assessment Bonds</i>	<u>3,166,959</u>	<u>0</u>	<u>(315,131)</u>	<u>2,851,828</u>	<u>335,000</u>
<i>OPWC Loans:</i>					
Elm Street Improvement	64,525	0	(11,732)	52,793	11,732
Fairview, Pershing, Wallings Water Main	89,792	0	(11,224)	78,568	11,224
Brecksville Center and Old Town Water Main	95,401	0	(11,224)	84,177	11,224
Route 21, Hilton, Whitewood Sanitary Sewer	167,579	0	(11,557)	156,022	11,557
Fitzwater, Riverview Wiese, Carriage Hill Cleaning	130,346	0	(8,147)	122,199	8,147
<i>Total OPWC Loans</i>	<u>547,643</u>	<u>0</u>	<u>(53,884)</u>	<u>493,759</u>	<u>53,884</u>
Compensated Absences	832,619	73,559	(66,787)	839,391	207,616
<i>Total Governmental Activities</i>	<u>\$13,219,531</u>	<u>\$73,559</u>	<u>(\$1,253,548)</u>	<u>\$12,039,542</u>	<u>\$1,431,500</u>

City of Brecksville, Ohio
Notes to the Basic Financial Statements
For the Year Ended December 31, 2011

All bonds are secured by the full faith and credit of the City. General obligation bonds will be paid from taxes received in the debt service fund. The special assessment bonds will be paid from the proceeds of special assessments levied against benefited property owners. In the event that a property owner would fail to pay the assessment, payment would be made by the City.

The OPWC loans will be paid with monies from the Issue II capital projects fund. The OPWC administers Issue II loans. Compensated absences will be paid from the general fund and the fire department and community center special revenue funds.

On September 1, 1991, the City issued \$2,000,000 in general obligation bonds for construction of the Brecksville Community Center. The bonds were issued for a twenty year period with final maturity at December 1, 2012. On October 9, 1997, \$1,585,000 of these bonds were refunded and re-issued at a lower interest rate with final maturity at December 1, 2012. At December 31, 2011, \$170,000 of these bonds were outstanding.

On September 8, 1992 the City issued \$3,000,000 in general obligation bonds for construction of the Brecksville Community Center. The bonds were issued for a twenty year period with final maturity at December 1, 2012. On March 1, 2004, \$1,785,000 of these bonds were refunded and re-issued at a lower interest rate with final maturity at December 1, 2012.

On March 1, 2004, the City issued \$6,000,000 in general obligation bonds for construction of the Human Services Facility and Community Center expansion. The bonds were issued for a twenty year period with final maturity at December 1, 2023.

On October 27, 2005, the City issued \$4,205,000 in general obligation bonds for the purchase of the Cleveland Tree Farm property. The bonds were issued for a twenty year period with final maturity at December 1, 2025.

On October 19, 2005, the City issued \$165,000 in special assessment bonds for construction of an access road off Route 21. The bonds were issued for a twenty year period with final maturity at December 1, 2025.

On September 1, 1991, the City issued \$1,000,000 in special assessment bonds for sanitary sewer construction on Oakhurst Road and Fitzwater Road. The bonds were issued for a twenty one year period with final maturity at December 1, 2012. On October 9, 1997, \$875,000 of these bonds were refunded and re-issued at a lower rate with final maturity at December 1, 2012.

On October 9, 1997, the City issued \$1,190,000 in special assessment bonds for improvements to Southpointe Parkway including storm sewers, sanitary sewers, water mains and road construction. The bonds were issued for a twenty year period with final maturity at December 1, 2017.

On September 1, 2001, the City issued \$935,000 in special assessment bonds for sanitary sewer and water main construction on Service Road. The bonds were issued for a twenty year period with final maturity at December 1, 2021.

On September 1, 2001, the City issued \$1,265,000 in special assessment bonds for sanitary sewer and water main construction in the Four Seasons of Brecksville subdivision. The bonds were issued for a twenty year period with final maturity at December 1, 2021.

City of Brecksville, Ohio
Notes to the Basic Financial Statements
For the Year Ended December 31, 2011

On September 8, 2005, the City issued \$1,075,000 in special assessment bonds for sanitary sewer construction on Route 21 and on Hilton and Whitewood Roads. The bonds were issued for a twenty year period with final maturity at December 1, 2025.

The City's overall legal debt margin was \$54,710,632 at December 31, 2011. Principal and interest requirements to retire long-term obligations outstanding at December 31, 2011, are as follows:

	General Obligation Bonds		Special Assessment Bonds		OPWC Loans	Totals
	Principal	Interest	Principal	Interest	Principal	
2012	\$835,000	\$348,063	\$335,000	\$137,712	\$53,884	\$1,709,659
2013	465,000	295,703	235,000	129,991	53,884	1,179,578
2014	485,000	279,942	245,000	111,449	53,884	1,175,275
2015	505,000	262,868	255,000	99,986	53,884	1,176,738
2016	520,000	244,693	260,000	87,961	48,017	1,160,671
2017-2021	2,960,000	891,137	1,165,000	255,565	149,025	5,420,727
2022-2026	1,965,000	200,038	355,000	46,163	81,181	2,647,382
Total	<u>\$7,735,000</u>	<u>\$2,522,444</u>	<u>\$2,850,000</u>	<u>\$868,827</u>	<u>\$493,759</u>	<u>\$14,470,030</u>

Note 16 – Notes Payable

	Principal Outstanding 12/31/2010	Additions	Deletions	Principal Outstanding 12/31/2011
Various Purpose Note - 2010	\$2,000,000	\$0	(\$2,000,000)	\$0
Various Purpose Note - 2011	0	2,500,000	0	2,500,000
Total	<u>\$2,000,000</u>	<u>\$2,500,000</u>	<u>(\$2,000,000)</u>	<u>\$2,500,000</u>

On June 15, 2011, the City retired the \$2,000,000 Various Purpose Bond Anticipation Note that was issued in 2010 with an interest rate of .85 percent. On June 14, 2011, the City issued a \$2,500,000 Various Purpose Bond Anticipation Note. The note has an interest rate of 0.8 percent and a maturity date of June 14, 2012. The total principal and interest amount due on the maturity date will be \$2,505,025. The \$2,500,000 note is split for the following projects: \$400,000 for storm water sewer improvements, \$900,000 sanitary sewer improvement and \$1,200,000 for the Katherine Boulevard access.

City of Brecksville, Ohio
Notes to the Basic Financial Statements
For the Year Ended December 31, 2011

Note 17 – Operating Lease

During 2004, the City entered into an operating lease with the Cuyahoga County Port Authority for a piece of land. The lease is an economic development program designed to bring consolidated operations of the House of LaRose distribution center and corporate offices into the City of Brecksville from their existing facilities in Akron and Cuyahoga Heights. As an incentive for the House of LaRose to locate within the City, the City developed a plan whereby the Cleveland-Cuyahoga County Port Authority agreed to purchase a portion of the land needed for this consolidation and expansion project which in turn leased this land to the City of Brecksville. The City in turn subleased the property to the House of LaRose. Recognizing the job creation and revenue generation potential for the City and County, the City and Port Authority utilized the following structure to bring this consolidation and expansion project to fruition. The Port Authority agreed to issue tax-exempt revenue bonds and use the proceeds of the bonds to acquire the land. The City and Port Authority then entered into an annual lease agreement (renewable for ten years) where the City leases the land for an amount equal to the bond payment of the Port Authority plus some administrative fees. The City then subleases the property to the House of LaRose for their operations for \$1 a year. In return for the House of LaRose's sublease, they agree to reach a job creation and retention goal along with an aggregate wage structure for these jobs. Provided the House of LaRose complies with the terms of the economic development agreement for the ten-year period, they have the option to purchase the land from the Port Authority for \$10. The City's participation in the annual lease would end at that time, and it would have no future obligation related to the agreement or acquire any assets. The City paid \$258,675 on the lease in 2011.

The City will be making the following lease payments in:

2012	\$259,750
2013	255,400
2014	<u>475,838</u>
Total	<u><u>\$990,988</u></u>

Note 18 – Insurance Purchasing Pool

The Ohio Association of Public Treasurers rating pool has created a group insurance pool for purpose of creating a group rating plan for workers' compensation. The governing body is comprised of the members who have been appointed by the respective governing body of each member.

The intent of the pool is to achieve a reduced rate for the City and the other group members. The injury claim history of all participating members is used to calculate a common rate for the group. An annual fee is paid to Integrated Consulting to administer the group and to manage any injury claims. Premium savings created by the group are prorated to each member entity annually based on claims experience of each member as compared to the total claims experience of the group.

City of Brecksville, Ohio
Notes to the Basic Financial Statements
For the Year Ended December 31, 2011

Note 19 – Jointly Governed Organizations

Southwest Council of Governments

The Southwest Council of Governments (the Council) helps foster cooperation between municipalities in areas affecting health, safety, welfare, education, economic conditions and regional development. The board is comprised of one member from each of the sixteen participating entities. The board exercises total control over the operation of the Council including budgeting, appropriating, contracting and designating management. Budgets are adopted by the board. Each City's degree of control is limited to its representation on the board. In 2011, the City contributed \$15,000, which represents 5.55 percent of total contributions.

The Council has established two subsidiary organizations, the Hazardous Material Response Team ("HAZ MAT") which provides hazardous material protections and assistance and the Southwest Enforcement Bureau which provides extra assistance to cities in the form of a Swat Team. The Council's financial statements may be obtained by contacting the Southwest Council of Governments, 11 Berea Commons, Berea, Ohio 44017.

Northeast Ohio Public Energy Council

The City is a member of the Northeast Ohio Public Energy Council (NOPEC). NOPEC is a regional council of governments formed under Chapter 167 of the Ohio Revised Code. NOPEC was formed to serve as a vehicle for communities wishing to proceed jointly with an aggregation program for the purchase of electricity. NOPEC is currently comprised of 126 communities who have been authorized by ballot to purchase electricity on behalf of their citizens. The intent of NOPEC is to provide electricity at the lowest possible rates while at the same time insuring stability in prices by entering into long-term contracts with suppliers to provide electricity to the citizens of its member communities.

NOPEC is governed by a General Assembly made up of one representative from each member community. The representatives from each county then elect one person to serve on the eight-member NOPEC Board of Directors. In 2011, the City made no contributions. The Board oversees and manages the operation of the aggregation program. The degree of control exercised by any participating government is limited to its representation in the General Assembly and on the Board. Financial information can be obtained by contacting Joseph Migliorini, the Board Chairman, at 31320 Solon Road, Suite 20 Solon, Ohio, 44139 or at the website www.nopecinfo.org.

City of Brecksville, Ohio
Notes to the Basic Financial Statements
For the Year Ended December 31, 2011

Note 20 – Contractual Commitments

At December 31, 2011, the City’s significant contractual commitments consisted of:

Project	Contract Amount	Amount Paid	Remaining on Contract
Storm Drainage Projects	\$413,876	\$204,871	\$209,005
Sanitary Sewer	1,087,482	430,484	656,998
Land Improvement	63,436	30,403	33,033
Building Improvements	144,583	0	144,583
Economic Development	325,000	0	325,000
Retaining Walls	26,572	13,349	13,223
Professional Services	193,262	163,143	30,119
Social Services	31,920	0	31,920
Police Equipment	8,571	1,605	6,966
Service Equipment	271,370	0	271,370
Totals	\$2,566,072	\$843,855	\$1,722,217

Note 21 – Donor Restricted Endowments

The City’s private purpose trust fund includes donor restricted endowments. Endowments, in the amount of \$3,000, represent the principal portion. The amount of interest on donor restricted investments that is available for expenditures by the City is \$94 and is included as held in trust for cemetery. State law permits the City to appropriate, for purposes consistent with the endowment’s intent, net appreciation, realized and unrealized, unless the endowment terms specify otherwise. The endowments indicate that the interest should be used for the decoration of specifically named graves.

Note 22 – Subsequent Event

In early 2012, the City purchased two pieces of property. The first one was at 9028 Brecksville Road for \$160,000, with the anticipated use for a new police station. The second property was on Stadium Drive for \$130,000 to be used for a salt storage building and storm water retention.

Note 23 – Change in Accounting Principles

For fiscal year 2011, the City has implemented Governmental Accounting Standard Board (GASB) Statement No. 59, “Financial Instruments Omnibus”. GASB Statement No. 59 addresses significant practice issues that have arisen when accounting for financial instruments and external investment pools. The implementation of this statement did not result in any change in the City’s financial statements.

**Combining and Individual
Fund Statements and Schedules**

Combining Statements - Nonmajor Governmental Funds

Nonmajor Special Revenue Funds

To account for and report the proceeds of specific revenue sources that are restricted or committed to expenditure for specific purposes other than debt service or capital projects.

Motor Vehicle License Tax Fund - This fund accounts for and reports the City's share of additional motor vehicle registration fees. Expenditures are restricted by State law for the maintenance and repair of streets and bridges within the City.

Street Repair and Maintenance Fund - This fund accounts for and reports 92.5 percent of the State gasoline tax and motor vehicle registration fees restricted for maintenance and repair of streets within the City.

State Highway Fund - This fund accounts for and reports 7.5 percent of the State gasoline tax and motor vehicle registration fees restricted for maintenance and repair of State highways within the City.

Community Center Fund - This fund accounts for and reports membership fees, program fees, and general fund subsidies committed to the operations of the Community Center.

Road Maintenance Fund - This fund accounts for and reports revenues received from the 1 mill Charter Levy. These monies are restricted for the maintenance, repair, reconstruction and improvement of roads within the City.

Federal Equitable Sharing Fund - To account for and report federal forfeiture monies returned to the City restricted for certain law enforcement purposes.

Indigent Drivers Fund - This fund accounts for and reports \$25 of any fine imposed for a violation of a municipal ordinance relating to operating a vehicle while under the influence of alcohol and/or drugs. These monies are restricted for the rehabilitation and treatment of indigent individuals.

Enforcement and Education Fund - This fund accounts for and reports fines restricted to educating the public about the dangers of and enforcing the laws against operating a motor vehicle while under the influence of alcohol and to reinforce the "Say No to Drugs" message.

Court Computerization Fund - This fund accounts for and reports court fees and fines restricted for the purchase and maintenance of computers for the Mayor's court.

Natureworks Grants Fund - This fund accounts for and reports grant monies and investment interest restricted for the purpose of adding a recreational facility to the Blossom Complex.

Recycling Demo Fund - This fund accounts for and reports grant monies received from the Ohio Department of Natural Resources plus City matching funds. Expenditures are restricted by the rules set by the Ohio Department of Natural Resources Litter Prevention and Recycling Grant agreement.

(continued)

Combining Statements - Nonmajor Governmental Funds (continued)

Nonmajor Special Revenue Funds (continued)

Tree Planting Grants Fund - This fund accounts for and reports monies received from residents, plus City matching funds which are restricted to the planting of trees within the City.

Law Enforcement Fund - This fund accounts for and reports restricted monies received from the sale or disposition of seized contraband.

Law Enforcement Mandatory Drug Fund - This fund accounts for and reports monies received from drug fines and forfeited bonds restricted for drug investigations.

Vehicle Immobilization Fund - This fund accounts for and reports restricted revenues and expenditures pursuant to changes in Ohio Law relative to operating a motor vehicle while intoxicated or driving under suspension of license. The Bureau of Motor Vehicles pays the City \$100 for immobilization costs incurred.

Police Pension Fund - This fund accounts for and reports amounts paid for police department employees, which are restricted to the State administered disability and pension fund.

Memorial Fund - This fund accounts for and reports donations committed to memorials for deceased community members.

Peace Officer Training Fund - This fund accounts for and reports the collection and disbursement of certain grant funds received from the State of Ohio restricted to certain law enforcement trainings.

Nonmajor Debt Service Fund

Debt service funds are used to account for and report financial resources that are restricted, committed or assigned to expenditure for principal and interest.

General Obligation Bond Retirement Fund - This fund accounts for and reports transfers in and tax levies that are restricted for the repayment of general obligation debt.

Nonmajor Capital Projects Funds

Capital projects funds are used to account and report financial resources that are restricted, committed or assigned to expenditure for capital outlays including the acquisition or construction of major capital facilities and other capital assets, other than those financed by proprietary funds or for assets that will be held in trust.

Issue II Fund - This fund accounts for and reports grant monies received from the Ohio Public Works Commission plus City matching funds. Expenditures are restricted to specific projects within the City.

Recreation Expansion Fund - This fund accounts for and reports 25 percent of building permit revenues assigned for the purchase of equipment and for capital improvements for recreation.

(continued)

Combining Statements - Nonmajor Governmental Funds (continued)

Nonmajor Capital Projects Funds (continued)

Police Station Building Fund - This fund accounts for and reports monies assigned for the financing, construction, and related costs of improvements to the police station building.

Sewer Improvement Fund - This fund accounts for and reports monies assigned for the financing, construction, and related costs of improvements to various sewer projects within the City.

Public Utility Improvement Fund - This fund accounts for and reports sanitary sewer tap-in-fees and fees for converting from septic tank to sanitary sewer assigned to costs to repair, construct, and reline any public utility line within the City.

Fire Ambulance Capital Fund - This fund accounts for and reports portions of charges for services for ambulance operations provided by the fire department. Expenditures from this fund are committed to the acquisition of fire department equipment.

City of Brecksville, Ohio
Combining Balance Sheet
Nonmajor Governmental Funds
December 31, 2011

	Nonmajor Special Revenue Funds	Nonmajor Debt Service Fund	Nonmajor Capital Projects Funds	Total Nonmajor Governmental Funds
Assets				
Equity in Pooled Cash and Cash Equivalents	\$1,879,094	\$97,700	\$2,637,699	\$4,614,493
Materials and Supplies Inventory	52,701	0	0	52,701
Accounts Receivable	60	0	18,718	18,778
Intergovernmental Receivable	382,611	0	126,732	509,343
Property Taxes Receivable	705,293	0	0	705,293
<i>Total Assets</i>	<u>\$3,019,759</u>	<u>\$97,700</u>	<u>\$2,783,149</u>	<u>\$5,900,608</u>
Liabilities and Fund Balances				
Liabilities				
Accounts Payable	\$12,100	\$0	\$4,800	\$16,900
Contracts Payable	22,079	0	112,491	134,570
Retainage Payable	0	0	127,581	127,581
Notes Payable	0	0	900,000	900,000
Accrued Wages	44,144	0	0	44,144
Intergovernmental Payable	21,922	0	0	21,922
Deferred Revenue	1,015,748	0	126,732	1,142,480
<i>Total Liabilities</i>	<u>1,115,993</u>	<u>0</u>	<u>1,271,604</u>	<u>2,387,597</u>
Fund Balances				
Nonspendable	52,701	0	0	52,701
Restricted	1,539,068	97,700	208,674	1,845,442
Committed	311,997	0	533,284	845,281
Assigned	0	0	769,587	769,587
<i>Total Fund Balances</i>	<u>1,903,766</u>	<u>97,700</u>	<u>1,511,545</u>	<u>3,513,011</u>
<i>Total Liabilities and Fund Balances</i>	<u>\$3,019,759</u>	<u>\$97,700</u>	<u>\$2,783,149</u>	<u>\$5,900,608</u>

City of Brecksville, Ohio
Combining Statement of Revenues, Expenditures and Changes in Fund Balances
Nonmajor Governmental Funds
For the Year Ended December 31, 2011

	Nonmajor Special Revenue Funds	Nonmajor Debt Service Fund	Nonmajor Capital Projects Funds	Total Nonmajor Governmental Funds
Revenues				
Property Taxes	\$676,993	\$211	\$0	\$677,204
Charges for Services	909,840	0	241,947	1,151,787
Licenses and Permits	16,361	0	46,692	63,053
Fines and Forfeitures	5,838	0	0	5,838
Intergovernmental	797,069	0	96,563	893,632
Interest	24,129	0	23,878	48,007
Donations	3,985	0	0	3,985
Rentals	55,706	0	0	55,706
Miscellaneous	32,756	0	0	32,756
<i>Total Revenues</i>	<u>2,522,677</u>	<u>211</u>	<u>409,080</u>	<u>2,931,968</u>
Expenditures				
Current:				
General Government:				
Legislative and Executive	2,200	0	0	2,200
Judicial System	67,887	0	0	67,887
Public Safety:				
Police	177,879	0	0	177,879
Street Construction, Maintenance, and Repair	1,288,579	0	0	1,288,579
Housing and Community Development	50,504	0	0	50,504
Basic Utility Services	1,703	0	0	1,703
Recreational Activities	1,772,171	0	0	1,772,171
Capital Outlay	0	0	814,595	814,595
Debt Service:				
Principal Retirement	0	810,000	53,884	863,884
Interest and Fiscal Charges	0	369,070	0	369,070
<i>Total Expenditures</i>	<u>3,360,923</u>	<u>1,179,070</u>	<u>868,479</u>	<u>5,408,472</u>
<i>Excess of Revenues Over (Under) Expenditures</i>	<u>(838,246)</u>	<u>(1,178,859)</u>	<u>(459,399)</u>	<u>(2,476,504)</u>
Other Financing Sources (Uses)				
Transfers In	818,750	1,170,000	53,884	2,042,634
Transfers Out	(22,956)	0	0	(22,956)
<i>Total Other Financing Sources (Uses)</i>	<u>795,794</u>	<u>1,170,000</u>	<u>53,884</u>	<u>2,019,678</u>
<i>Net Change in Fund Balances</i>	(42,452)	(8,859)	(405,515)	(456,826)
<i>Fund Balances Beginning of Year</i>	<u>1,946,218</u>	<u>106,559</u>	<u>1,917,060</u>	<u>3,969,837</u>
<i>Fund Balances End of Year</i>	<u><u>\$1,903,766</u></u>	<u><u>\$97,700</u></u>	<u><u>\$1,511,545</u></u>	<u><u>\$3,513,011</u></u>

City of Brecksville, Ohio
Combining Balance Sheet
Nonmajor Special Revenue Funds
December 31, 2011

	Motor Vehicle License Tax	Street Repair and Maintenance	State Highway	Community Center	Road Maintenance	Federal Equitable Sharing
Assets						
Equity in Pooled Cash and Cash Equivalents	\$52,797	\$413,719	\$99,080	\$358,855	\$355,313	\$4,641
Materials and Supplies Inventory	0	52,701	0	0	0	0
Accounts Receivable	0	0	0	0	0	0
Intergovernmental Receivable	16,704	280,950	22,782	0	33,404	0
Property Taxes Receivable	0	0	0	0	542,533	0
<i>Total Assets</i>	<u>\$69,501</u>	<u>\$747,370</u>	<u>\$121,862</u>	<u>\$358,855</u>	<u>\$931,250</u>	<u>\$4,641</u>
Liabilities and Fund Balances						
Liabilities						
Accounts Payable	\$0	\$0	\$0	\$9,948	\$120	\$0
Contracts Payable	0	22,079	0	0	0	0
Accrued Wages	0	0	0	44,144	0	0
Intergovernmental Payable	0	0	0	21,922	0	0
Deferred Revenue	13,920	234,125	18,985	0	575,937	0
<i>Total Liabilities</i>	<u>13,920</u>	<u>256,204</u>	<u>18,985</u>	<u>76,014</u>	<u>576,057</u>	<u>0</u>
Fund Balances						
Nonspendable	0	52,701	0	0	0	0
Restricted	55,581	438,465	102,877	0	355,193	4,641
Committed	0	0	0	282,841	0	0
<i>Total Fund Balances</i>	<u>55,581</u>	<u>491,166</u>	<u>102,877</u>	<u>282,841</u>	<u>355,193</u>	<u>4,641</u>
<i>Total Liabilities and Fund Balances</i>	<u>\$69,501</u>	<u>\$747,370</u>	<u>\$121,862</u>	<u>\$358,855</u>	<u>\$931,250</u>	<u>\$4,641</u>

(continued)

City of Brecksville, Ohio
Combining Balance Sheet
Nonmajor Special Revenue Funds (continued)
December 31, 2011

	Indigent Drivers	Enforcement and Education	Court Computerization	Natureworks Grants	Recycling Demo	Tree Planting Grants
Assets						
Equity in Pooled Cash and Cash Equivalents	\$19,533	\$30,463	\$210,220	\$950	\$10,641	\$94,852
Materials and Supplies Inventory	0	0	0	0	0	0
Accounts Receivable	0	60	0	0	0	0
Intergovernmental Receivable	0	0	0	0	0	18,750
Property Taxes Receivable	0	0	0	0	0	0
<i>Total Assets</i>	<u>\$19,533</u>	<u>\$30,523</u>	<u>\$210,220</u>	<u>\$950</u>	<u>\$10,641</u>	<u>\$113,602</u>
Liabilities and Fund Balances						
Liabilities						
Accounts Payable	\$0	\$2,032	\$0	\$0	\$0	\$0
Contracts Payable	0	0	0	0	0	0
Accrued Wages	0	0	0	0	0	0
Intergovernmental Payable	0	0	0	0	0	0
Deferred Revenue	0	0	0	0	0	0
<i>Total Liabilities</i>	<u>0</u>	<u>2,032</u>	<u>0</u>	<u>0</u>	<u>0</u>	<u>0</u>
Fund Balances						
Nonspendable	0	0	0	0	0	0
Restricted	19,533	13,296	210,220	950	10,641	113,602
Committed	0	15,195	0	0	0	0
<i>Total Fund Balances</i>	<u>19,533</u>	<u>28,491</u>	<u>210,220</u>	<u>950</u>	<u>10,641</u>	<u>113,602</u>
<i>Total Liabilities and Fund Balances</i>	<u>\$19,533</u>	<u>\$30,523</u>	<u>\$210,220</u>	<u>\$950</u>	<u>\$10,641</u>	<u>\$113,602</u>

Law Enforcement	Law Enforcement Mandatory Drug	Vehicle Immobilization	Police Pension	Memorial	Peace Officer Training	Total Nonmajor Special Revenue Funds
\$49,004	\$42,551	\$52,915	\$65,121	\$13,961	\$4,478	\$1,879,094
0	0	0	0	0	0	52,701
0	0	0	0	0	0	60
0	0	0	10,021	0	0	382,611
0	0	0	162,760	0	0	705,293
<u>\$49,004</u>	<u>\$42,551</u>	<u>\$52,915</u>	<u>\$237,902</u>	<u>\$13,961</u>	<u>\$4,478</u>	<u>\$3,019,759</u>
\$0	\$0	\$0	\$0	\$0	\$0	\$12,100
0	0	0	0	0	0	22,079
0	0	0	0	0	0	44,144
0	0	0	0	0	0	21,922
0	0	0	172,781	0	0	1,015,748
0	0	0	172,781	0	0	1,115,993
0	0	0	0	0	0	52,701
49,004	42,551	52,915	65,121	0	4,478	1,539,068
0	0	0	0	13,961	0	311,997
<u>49,004</u>	<u>42,551</u>	<u>52,915</u>	<u>65,121</u>	<u>13,961</u>	<u>4,478</u>	<u>1,903,766</u>
<u>\$49,004</u>	<u>\$42,551</u>	<u>\$52,915</u>	<u>\$237,902</u>	<u>\$13,961</u>	<u>\$4,478</u>	<u>\$3,019,759</u>

City of Brecksville, Ohio
Combining Statement of Revenues, Expenditures and Changes in Fund Balances
Nonmajor Special Revenue Funds
For the Year Ended December 31, 2011

	Motor Vehicle License Tax	Street Repair and Maintenance	State Highway	Community Center
Revenues				
Property Taxes	\$0	\$0	\$0	\$0
Charges for Services	0	0	0	909,840
Licenses and Permits	0	0	0	0
Fines and Forfeitures	0	0	0	0
Intergovernmental	35,371	587,015	47,597	0
Interest	542	5,041	1,091	6,029
Donations	0	0	0	3,985
Rentals	0	0	0	55,706
Miscellaneous	0	0	0	32,756
<i>Total Revenues</i>	<u>35,913</u>	<u>592,056</u>	<u>48,688</u>	<u>1,008,316</u>
Expenditures				
Current:				
General Government:				
Legislative and Executive	0	0	0	0
Judicial System	0	0	0	0
Public Safety:				
Police	0	0	0	0
Street Construction, Maintenance, and Repair	9,646	691,228	17,560	0
Housing and Community Development	0	0	0	0
Basic Utility Services	0	0	0	0
Recreational Activities	0	0	0	1,772,171
<i>Total Expenditures</i>	<u>9,646</u>	<u>691,228</u>	<u>17,560</u>	<u>1,772,171</u>
<i>Excess of Revenues Over (Under) Expenditures</i>	<u>26,267</u>	<u>(99,172)</u>	<u>31,128</u>	<u>(763,855)</u>
Other Financing Sources (Uses)				
Transfers In	0	0	0	800,000
Transfers Out	0	0	0	0
<i>Total Other Financing Sources (Uses)</i>	<u>0</u>	<u>0</u>	<u>0</u>	<u>800,000</u>
<i>Net Change in Fund Balances</i>	26,267	(99,172)	31,128	36,145
<i>Fund Balances Beginning of Year</i>	<u>29,314</u>	<u>590,338</u>	<u>71,749</u>	<u>246,696</u>
<i>Fund Balances End of Year</i>	<u>\$55,581</u>	<u>\$491,166</u>	<u>\$102,877</u>	<u>\$282,841</u>

Road Maintenance	Federal Equitable Sharing	Indigent Drivers	Enforcement and Education	Court Computerization	Natureworks Grants
\$520,764	\$0	\$0	\$0	\$0	\$0
0	0	0	0	0	0
0	0	0	30	14,406	0
0	0	825	1,809	0	0
80,632	0	0	2,400	0	0
6,256	56	233	369	2,594	0
0	0	0	0	0	0
0	0	0	0	0	0
0	0	0	0	0	0
<u>607,652</u>	<u>56</u>	<u>1,058</u>	<u>4,608</u>	<u>17,000</u>	<u>0</u>
0	0	0	0	0	0
0	0	0	0	67,887	0
0	0	25	7,854	0	0
570,145	0	0	0	0	0
0	0	0	0	0	0
0	0	0	0	0	0
0	0	0	0	0	0
<u>570,145</u>	<u>0</u>	<u>25</u>	<u>7,854</u>	<u>67,887</u>	<u>0</u>
37,507	56	1,033	(3,246)	(50,887)	0
0	0	0	0	0	0
(22,956)	0	0	0	0	0
<u>(22,956)</u>	<u>0</u>	<u>0</u>	<u>0</u>	<u>0</u>	<u>0</u>
14,551	56	1,033	(3,246)	(50,887)	0
340,642	4,585	18,500	31,737	261,107	950
<u>\$355,193</u>	<u>\$4,641</u>	<u>\$19,533</u>	<u>\$28,491</u>	<u>\$210,220</u>	<u>\$950</u>

(continued)

City of Brecksville, Ohio
Combining Statement of Revenues, Expenditures and Changes in Fund Balances
Nonmajor Special Revenue Funds (continued)
For the Year Ended December 31, 2011

	Recycling Demo	Tree Planting Grants	Law Enforcement	Law Enforcement Mandatory Drug
Revenues				
Property Taxes	\$0	\$0	\$0	\$0
Charges for Services	0	0	0	0
Licenses and Permits	0	1,925	0	0
Fines and Forfeitures	0	0	1,218	306
Intergovernmental	434	18,750	0	0
Interest	128	0	586	515
Donations	0	0	0	0
Rentals	0	0	0	0
Miscellaneous	0	0	0	0
<i>Total Revenues</i>	<u>562</u>	<u>20,675</u>	<u>1,804</u>	<u>821</u>
Expenditures				
Current:				
General Government:				
Legislative and Executive	0	0	0	0
Judicial System	0	0	0	0
Public Safety:				
Police	0	0	0	0
Street Construction, Maintenance, and Repair	0	0	0	0
Housing and Community Development	0	50,504	0	0
Basic Utility Services	1,703	0	0	0
Recreational Activities	0	0	0	0
<i>Total Expenditures</i>	<u>1,703</u>	<u>50,504</u>	<u>0</u>	<u>0</u>
<i>Excess of Revenues Over (Under) Expenditures</i>	<u>(1,141)</u>	<u>(29,829)</u>	<u>1,804</u>	<u>821</u>
Other Financing Sources (Uses)				
Transfers In	0	18,750	0	0
Transfers Out	0	0	0	0
<i>Total Other Financing Sources (Uses)</i>	<u>0</u>	<u>18,750</u>	<u>0</u>	<u>0</u>
<i>Net Change in Fund Balances</i>	(1,141)	(11,079)	1,804	821
<i>Fund Balances Beginning of Year</i>	<u>11,782</u>	<u>124,681</u>	<u>47,200</u>	<u>41,730</u>
<i>Fund Balances End of Year</i>	<u>\$10,641</u>	<u>\$113,602</u>	<u>\$49,004</u>	<u>\$42,551</u>

Vehicle Immobilization	Police Pension	Memorial	Peace Officer Training	Total Nonmajor Special Revenue Funds
\$0	\$156,229	\$0	\$0	\$676,993
0	0	0	0	909,840
0	0	0	0	16,361
1,680	0	0	0	5,838
0	24,190	0	680	797,069
635	0	0	54	24,129
0	0	0	0	3,985
0	0	0	0	55,706
0	0	0	0	32,756
<u>2,315</u>	<u>180,419</u>	<u>0</u>	<u>734</u>	<u>2,522,677</u>
0	0	2,200	0	2,200
0	0	0	0	67,887
0	170,000	0	0	177,879
0	0	0	0	1,288,579
0	0	0	0	50,504
0	0	0	0	1,703
0	0	0	0	1,772,171
<u>0</u>	<u>170,000</u>	<u>2,200</u>	<u>0</u>	<u>3,360,923</u>
<u>2,315</u>	<u>10,419</u>	<u>(2,200)</u>	<u>734</u>	<u>(838,246)</u>
0	0	0	0	818,750
0	0	0	0	(22,956)
<u>0</u>	<u>0</u>	<u>0</u>	<u>0</u>	<u>795,794</u>
2,315	10,419	(2,200)	734	(42,452)
<u>50,600</u>	<u>54,702</u>	<u>16,161</u>	<u>3,744</u>	<u>1,946,218</u>
<u>\$52,915</u>	<u>\$65,121</u>	<u>\$13,961</u>	<u>\$4,478</u>	<u>\$1,903,766</u>

City of Brecksville, Ohio
Combining Balance Sheet
Nonmajor Capital Projects Funds
December 31, 2011

	Issue II	Recreation Expansion	Police Station Building
Assets			
Equity in Pooled Cash and			
Cash Equivalents	\$1,353,546	\$63,591	\$519,196
Accounts Receivable	0	0	0
Intergovernmental Receivable	126,732	0	0
<i>Total Assets</i>	<u>\$1,480,278</u>	<u>\$63,591</u>	<u>\$519,196</u>
Liabilities and Fund Balances			
Liabilities			
Accounts Payable	\$4,800	\$0	\$0
Contracts Payable	112,491	0	0
Retainage Payable	127,581	0	0
Notes Payable	900,000	0	0
Deferred Revenue	126,732	0	0
<i>Total Liabilities</i>	<u>1,271,604</u>	<u>0</u>	<u>0</u>
Fund Balances			
Restricted	208,674	0	0
Committed	0	0	0
Assigned	0	63,591	519,196
<i>Total Fund Balances</i>	<u>208,674</u>	<u>63,591</u>	<u>519,196</u>
<i>Total Liabilities and Fund Balances</i>	<u>\$1,480,278</u>	<u>\$63,591</u>	<u>\$519,196</u>

Sewer Improvement	Public Utility Improvement	Fire Ambulance Capital	Total Nonmajor Capital Projects Funds
\$80,936	\$275,634	\$344,796	\$2,637,699
0	0	18,718	18,718
0	0	0	126,732
<u>\$80,936</u>	<u>\$275,634</u>	<u>\$363,514</u>	<u>\$2,783,149</u>
\$0	\$0	\$0	\$4,800
0	0	0	112,491
0	0	0	127,581
0	0	0	900,000
0	0	0	126,732
<u>0</u>	<u>0</u>	<u>0</u>	<u>1,271,604</u>
0	0	0	208,674
0	169,770	363,514	533,284
<u>80,936</u>	<u>105,864</u>	<u>0</u>	<u>769,587</u>
<u>80,936</u>	<u>275,634</u>	<u>363,514</u>	<u>1,511,545</u>
<u>\$80,936</u>	<u>\$275,634</u>	<u>\$363,514</u>	<u>\$2,783,149</u>

City of Brecksville, Ohio
Combining Statement of Revenues, Expenditures and Changes in Fund Balances
Nonmajor Capital Projects Funds
For the Year Ended December 31, 2011

	Issue II	Recreation Expansion	Police Station Building
Revenues			
Charges for Services	\$0	\$0	\$0
Licenses and Permits	0	25,182	0
Intergovernmental	96,563	0	0
Interest	17,967	848	0
<i>Total Revenues</i>	<u>114,530</u>	<u>26,030</u>	<u>0</u>
Expenditures			
Capital Outlay	707,778	29,559	0
Debt Service:			
Principal Retirement	53,884	0	0
<i>Total Expenditures</i>	<u>761,662</u>	<u>29,559</u>	<u>0</u>
<i>Excess of Revenues Over (Under) Expenditures</i>	(647,132)	(3,529)	0
Other Financing Sources			
Transfers In	53,884	0	0
<i>Net Change in Fund Balances</i>	(593,248)	(3,529)	0
<i>Fund Balances Beginning of Year</i>	<u>801,922</u>	<u>67,120</u>	<u>519,196</u>
<i>Fund Balances End of Year</i>	<u><u>\$208,674</u></u>	<u><u>\$63,591</u></u>	<u><u>\$519,196</u></u>

Sewer Improvement	Public Utility Improvement	Fire Ambulance Capital	Total Nonmajor Capital Projects Funds
\$0	\$0	\$241,947	\$241,947
0	21,510	0	46,692
0	0	0	96,563
981	525	3,557	23,878
981	22,035	245,504	409,080
0	14,775	62,483	814,595
0	0	0	53,884
0	14,775	62,483	868,479
981	7,260	183,021	(459,399)
0	0	0	53,884
981	7,260	183,021	(405,515)
79,955	268,374	180,493	1,917,060
<u>\$80,936</u>	<u>\$275,634</u>	<u>\$363,514</u>	<u>\$1,511,545</u>

Combining Statements - Fiduciary Funds

Fiduciary Funds

Fiduciary fund reporting focuses on net assets and changes in net assets. The fiduciary fund category is split into four classifications: pension trust funds, investment trust funds, private purpose trust funds and agency funds. Trust funds are used to account for assets held by the City under a trust agreement for individuals, private organizations, or other governments and are therefore not available to support the City's own programs. The City's only trust fund is the cemetery private purpose trust. Agency funds are purely custodial (assets equal liabilities) and thus do not involve measurement of results of operations.

Private Purpose Trust Fund

Cemetery Endowment Fund - This fund received a \$3,000 endowment with the interest to be used for the perpetual care and maintenance of certain burial plots.

Agency Funds

Senior Citizens' Programs Fund - This fund accounts for donations to the City's senior citizens. The senior citizens use the money for home visitations. The City's role is limited to that of custodian of funds.

Street Openings Fund - This fund accounts for deposits held by the City for construction of new street openings. These monies are returned when the work is completed.

Deposits and Fees Fund - This fund accounts for deposits from various contractors, developers or individuals to insure compliance with City Ordinances. These monies are returned when the work is completed.

City of Brecksville, Ohio
Combining Statement of Changes in Assets and Liabilities
Agency Funds
For the Year Ended December 31, 2011

	Beginning Balance 12/31/10	Additions	Deductions	Ending Balance 12/31/11
Senior Citizens' Programs				
Assets				
Equity in Pooled Cash and Cash Equivalents	\$31,077	\$20,042	\$17,120	\$33,999
Liabilities				
Undistributed Monies	\$31,077	\$20,042	\$17,120	\$33,999
Street Openings				
Assets				
Equity in Pooled Cash and Cash Equivalents	\$232,292	\$9,650	\$650	\$241,292
Liabilities				
Deposits Held and Due to Others	\$232,292	\$9,650	\$650	\$241,292
Deposits and Fees				
Assets				
Equity in Pooled Cash and Cash Equivalents	\$452,662	\$552,602	\$605,244	\$400,020
Liabilities				
Deposits Held and Due to Others	\$452,662	\$552,602	\$605,244	\$400,020
Total - All Agency Funds				
Assets				
Equity in Pooled Cash and Cash Equivalents	\$716,031	\$582,294	\$623,014	\$675,311
Liabilities				
Undistributed Monies	\$31,077	\$20,042	\$17,120	\$33,999
Deposits Held and Due to Others	684,954	562,252	605,894	641,312
<i>Total Liabilities</i>	\$716,031	\$582,294	\$623,014	\$675,311

**Individual Fund Schedules of Revenues, Expenditures/Expenses
and Changes in Fund Balance/Fund Equity - Budget (Non-GAAP Basis) and Actual**

City of Brecksville, Ohio
Schedule of Revenues, Expenditures and Changes
in Fund Balance - Budget (Non-GAAP Basis) and Actual
General Fund
For the Year Ended December 31, 2011

	Budgeted Amounts			Variance with Final Budget Positive (Negative)
	Original	Final	Actual	
Revenues				
Property Taxes	\$1,608,987	\$1,833,207	\$1,827,880	(\$5,327)
Municipal Income Taxes	10,599,858	12,077,000	12,955,597	878,597
Charges for Services	44,587	50,800	45,048	(5,752)
Licenses and Permits	285,161	324,900	363,012	38,112
Fines and Forfeitures	202,746	231,000	240,036	9,036
Intergovernmental	1,050,007	1,196,330	1,092,215	(104,115)
Interest	65,342	74,448	98,139	23,691
Donations	2,194	2,500	2,233	(267)
Rentals	7,022	8,000	5,802	(2,198)
Miscellaneous	323,138	372,857	433,879	61,022
<i>Total Revenues</i>	<u>14,189,042</u>	<u>16,171,042</u>	<u>17,063,841</u>	<u>892,799</u>
Expenditures				
Current:				
General Government:				
Legislative and Executive:				
Mayor:				
Salaries and Wages	172,890	172,789	169,290	3,499
Fringe Benefits	71,681	71,644	69,455	2,189
Materials and Supplies	6,904	6,900	2,465	4,435
Total Mayor	<u>251,475</u>	<u>251,333</u>	<u>241,210</u>	<u>10,123</u>
Finance Director:				
Salaries and Wages	390,828	390,600	304,440	86,160
Fringe Benefits	74,555	74,516	72,064	2,452
Materials and Supplies	11,056	11,050	7,286	3,764
Total Finance Director	<u>476,439</u>	<u>476,166</u>	<u>383,790</u>	<u>92,376</u>
Purchasing Department:				
Salaries and Wages	131,778	131,701	128,768	2,933
Fringe Benefits	40,945	40,924	39,901	1,023
Materials and Supplies	3,502	3,500	896	2,604
Total Purchasing Department	<u>176,225</u>	<u>176,125</u>	<u>169,565</u>	<u>6,560</u>
Legal Department:				
Salaries and Wages	60,402	66,207	66,207	0
Fringe Benefits	16,986	11,136	11,135	1
Purchased Services	183,707	183,600	171,504	12,096
Materials and Supplies	200	200	15	185
Total Legal Department	<u>261,295</u>	<u>261,143</u>	<u>248,861</u>	<u>12,282</u>
Legislative:				
Salaries and Wages	185,602	185,494	185,277	217
Fringe Benefits	60,698	60,667	59,959	708
Purchased Services	13,002	12,994	9,068	3,926
Materials and Supplies	8,534	8,529	1,742	6,787
Total Legislative	<u>\$267,836</u>	<u>\$267,684</u>	<u>\$256,046</u>	<u>\$11,638</u>

(continued)

City of Brecksville, Ohio
Schedule of Revenues, Expenditures and Changes
in Fund Balance - Budget (Non-GAAP Basis) and Actual
General Fund (continued)
For the Year Ended December 31, 2011

	<u>Budgeted Amounts</u>			Variance with Final Budget Positive (Negative)
	<u>Original</u>	<u>Final</u>	<u>Actual</u>	
Civil Service:				
Salaries and Wages	\$2,151	\$2,150	\$1,340	\$810
Purchased Services	53,031	51,968	31,425	20,543
Materials and Supplies	200	1,232	1,232	0
Total Civil Service	55,382	55,350	33,997	21,353
Information Technology:				
Salaries and Wages	190,539	190,428	189,128	1,300
Fringe Benefits	73,964	73,926	71,169	2,757
Purchased Services	80,509	80,462	65,777	14,685
Materials and Supplies	85,949	85,899	56,796	29,103
Capital Outlay	115,657	115,589	38,572	77,017
Total Information Technology	546,618	546,304	421,442	124,862
Land and Building:				
Salaries and Wages	566,036	565,705	534,476	31,229
Fringe Benefits	249,199	249,069	233,532	15,537
Purchased Services	465,634	465,362	436,999	28,363
Materials and Supplies	295,513	283,341	235,795	47,546
Total Land and Building	1,576,382	1,563,477	1,440,802	122,675
Engineer:				
Salaries and Wages	18,511	18,500	10,997	7,503
Fringe Benefits	9,285	9,280	4,740	4,540
Purchased Services	94,055	94,000	92,958	1,042
Materials and Supplies	200	200	29	171
Total Engineer	122,051	121,980	108,724	13,256
County Fiscal Officer and Treasurer:				
Fringe Benefits	92,054	92,000	74,159	17,841
Income Tax Administration:				
Salaries and Wages	21,212	21,221	21,221	0
Fringe Benefits	3,916	3,893	3,875	18
Purchased Services	468,962	468,688	460,213	8,475
Materials and Supplies	200	200	72	128
Total Income Tax Administration	494,290	494,002	485,381	8,621
Administrative Support:				
Salaries and Wages	77,051	78,637	78,637	0
Fringe Benefits	170,915	169,196	169,084	112
Purchased Services	1,674,555	1,642,548	1,202,921	439,627
Materials and Supplies	487,145	486,860	467,734	19,126
Capital Outlay	17,755	48,774	48,774	0
Other	1,003	1,000	25	975
Total Administrative Support	2,428,424	2,427,015	1,967,175	459,840
Total Legislative and Executive	\$6,748,471	\$6,732,579	\$5,831,152	\$901,427

(continued)

City of Brecksville, Ohio
Schedule of Revenues, Expenditures and Changes
in Fund Balance - Budget (Non-GAAP Basis) and Actual
General Fund (continued)
For the Year Ended December 31, 2011

	Budgeted Amounts			Variance with Final Budget Positive (Negative)
	Original	Final	Actual	
Judicial System:				
Mayor's Court:				
Salaries and Wages	\$80,349	\$80,302	\$74,747	\$5,555
Fringe Benefits	37,112	37,092	29,067	8,025
Purchased Services	23,013	23,000	0	23,000
Materials and Supplies	6,069	6,065	2,748	3,317
Total Judicial System	146,543	146,459	106,562	39,897
Total General Government	6,895,014	6,879,038	5,937,714	941,324
Public Safety:				
Police:				
Law Enforcement:				
Salaries and Wages	2,504,943	2,503,480	2,498,024	5,456
Fringe Benefits	823,101	822,671	743,064	79,607
Purchased Services	176,677	176,574	141,958	34,616
Materials and Supplies	51,223	51,193	30,274	20,919
Capital Outlay	180,106	180,000	178,822	1,178
Total Law Enforcement	3,736,050	3,733,918	3,592,142	141,776
Prisoner Support:				
Salaries and Wages	181,198	183,764	183,764	0
Fringe Benefits	64,870	62,164	58,677	3,487
Purchased Services	12,007	12,000	7,529	4,471
Materials and Supplies	37,966	37,944	27,027	10,917
Total Prisoner Support	296,041	295,872	276,997	18,875
Traffic Control				
Purchased Services	28,781	25,470	25,268	202
Materials and Supplies	1,037	4,331	4,331	0
Total Traffic Control	29,818	29,801	29,599	202
Animal Control:				
Salaries and Wages	50,016	49,987	47,607	2,380
Fringe Benefits	24,040	24,028	22,769	1,259
Purchased Services	6,954	6,950	2,826	4,124
Materials and Supplies	2,177	2,175	460	1,715
Total Animal Control	83,187	83,140	73,662	9,478
Total Police	4,145,096	4,142,731	3,972,400	170,331
Fire:				
Hydrants:				
Salaries and Wages	9,819	9,813	7,818	1,995
Purchased Services	8,005	12,035	12,035	0
Materials and Supplies	12,006	7,965	1,491	6,474
Total Fire	29,830	29,813	21,344	8,469
Total Public Safety	\$4,174,926	\$4,172,544	\$3,993,744	\$178,800

(continued)

City of Brecksville, Ohio
Schedule of Revenues, Expenditures and Changes
in Fund Balance - Budget (Non-GAAP Basis) and Actual
General Fund (continued)
For the Year Ended December 31, 2011

	Budgeted Amounts			Variance with Final Budget Positive (Negative)
	Original	Final	Actual	
Public Health and Social Services:				
Cemetery:				
Salaries and Wages	\$104,115	\$104,054	\$98,780	\$5,274
Purchased Services	4,503	4,500	1,183	3,317
Materials and Supplies	6,231	6,228	5,809	419
Total Cemetery	114,849	114,782	105,772	9,010
Board of Health:				
Purchased Services	52,030	52,000	49,513	2,487
Human Services Department:				
Salaries and Wages	269,043	269,891	269,891	0
Fringe Benefits	91,725	90,673	80,090	10,583
Purchased Services	334,562	334,367	326,949	7,418
Materials and Supplies	102,681	102,621	87,817	14,804
Capital Outlay	10,087	10,080	9,968	112
Total Human Services Department	808,098	807,632	774,715	32,917
Total Public Health and Social Services	974,977	974,414	930,000	44,414
Street Construction, Maintenance, and Repair:				
Street Repairs and Maintenance:				
Salaries and Wages	875,851	875,339	853,013	22,326
Fringe Benefits	373,514	373,320	356,769	16,551
Purchased Services	48,028	48,000	3,250	44,750
Materials and Supplies	22,012	22,000	13,344	8,656
Total Street Repairs and Maintenance	1,319,405	1,318,659	1,226,376	92,283
Snow and Ice Removal:				
Salaries and Wages	209,664	209,542	125,762	83,780
Purchased Services	45,026	45,000	44,500	500
Materials and Supplies	13,008	13,000	7,120	5,880
Total Snow and Ice Removal	267,698	267,542	177,382	90,160
Vehicle Maintenance:				
Salaries and Wages	288,601	288,432	286,085	2,347
Fringe Benefits	112,581	112,523	108,646	3,877
Purchased Services	129,690	129,614	104,681	24,933
Materials and Supplies	51,449	51,418	24,969	26,449
Total Vehicle Maintenance	582,321	581,987	524,381	57,606
Total Street Construction, Maintenance and Repair	\$2,169,424	\$2,168,188	\$1,928,139	\$240,049

(continued)

City of Brecksville, Ohio
Schedule of Revenues, Expenditures and Changes
in Fund Balance - Budget (Non-GAAP Basis) and Actual
General Fund (continued)
For the Year Ended December 31, 2011

	Budgeted Amounts			Variance with Final Budget Positive (Negative)
	Original	Final	Actual	
Housing and Community Development:				
Planning Commission:				
Salaries and Wages	\$2,201	\$2,200	\$1,719	\$481
Fringe Benefits	344	344	301	43
Purchased Services	10,006	10,000	3,247	6,753
Total Planning Commission	12,551	12,544	5,267	7,277
Housing and Building Inspection:				
Salaries and Wages	337,711	337,514	334,397	3,117
Fringe Benefits	127,831	127,766	122,458	5,308
Purchased Services	50,319	50,290	32,832	17,458
Materials and Supplies	3,502	3,500	2,243	1,257
Capital Outlay	60,089	60,053	26,486	33,567
Total Housing and Building Inspection	579,452	579,123	518,416	60,707
Urban Forestry:				
Salaries and Wages	273,727	273,567	261,775	11,792
Purchased Services	37,522	37,500	32,364	5,136
Materials and Supplies	8,505	8,500	6,595	1,905
Total Urban Forestry	319,754	319,567	300,734	18,833
Total Housing and Community Development	911,757	911,234	824,417	86,817
Basic Utility Services:				
Storm Sewers and Drains:				
Salaries and Wages	38,699	38,676	913	37,763
Purchased Services	10,006	10,000	2,724	7,276
Materials and Supplies	7,504	7,500	3,919	3,581
Total Storm Sewers and Drains	56,209	56,176	7,556	48,620
Solid Waste and Recycling:				
Salaries and Wages	589,928	589,583	546,270	43,313
Purchased Services	402,936	402,701	343,256	59,445
Materials and Supplies	6,100	6,096	2,443	3,653
Total Solid Waste and Recycling	998,964	998,380	891,969	106,411
Service Department:				
Salaries and Wages	222,499	222,369	221,424	945
Fringe Benefits	116,786	116,737	112,824	3,913
Purchased Services	17,405	17,395	10,095	7,300
Materials and Supplies	7,768	7,763	6,627	1,136
Capital Outlay	579,800	579,462	575,958	3,504
Total Service Department	\$944,258	\$943,726	\$926,928	\$16,798

(continued)

City of Brecksville, Ohio
*Schedule of Revenues, Expenditures and Changes
in Fund Balance - Budget (Non-GAAP Basis) and Actual
General Fund (continued)
For the Year Ended December 31, 2011*

	<u>Budgeted Amounts</u>			Variance with Final Budget Positive (Negative)
	<u>Original</u>	<u>Final</u>	<u>Actual</u>	
Street Lighting:				
Purchased Services	\$123,092	\$123,021	\$110,408	\$12,613
Total Basic Utility Services	<u>2,122,523</u>	<u>2,121,303</u>	<u>1,936,861</u>	<u>184,442</u>
<i>Total Expenditures</i>	<u>17,248,621</u>	<u>17,226,721</u>	<u>15,550,875</u>	<u>1,675,846</u>
<i>Excess of Revenues Over (Under) Expenditures</i>	<u>(3,059,579)</u>	<u>(1,055,679)</u>	<u>1,512,966</u>	<u>2,568,645</u>
Other Financing Sources (Uses)				
Sale of Capital Assets	15,000	15,000	32,985	17,985
Transfers Out	<u>(818,750)</u>	<u>(818,750)</u>	<u>(818,750)</u>	<u>0</u>
<i>Total Other Financing Sources (Uses)</i>	<u>(803,750)</u>	<u>(803,750)</u>	<u>(785,765)</u>	<u>17,985</u>
<i>Net Change in Fund Balance</i>	<u>(3,863,329)</u>	<u>(1,859,429)</u>	<u>727,201</u>	<u>2,586,630</u>
<i>Fund Balance Beginning of Year</i>	5,329,053	5,329,053	5,329,053	0
Prior Year Encumbrances Appropriated	<u>1,022,028</u>	<u>1,022,028</u>	<u>1,022,028</u>	<u>0</u>
<i>Fund Balance End of Year</i>	<u>\$2,487,752</u>	<u>\$4,491,652</u>	<u>\$7,078,282</u>	<u>\$2,586,630</u>

City of Brecksville, Ohio
Schedule of Revenues, Expenditures and Changes
in Fund Balance - Budget (Non-GAAP Basis) and Actual
Fire Department Fund
For the Year Ended December 31, 2011

	<u>Budgeted Amounts</u>			Variance with Final Budget Positive (Negative)
	<u>Original</u>	<u>Final</u>	<u>Actual</u>	
Revenues				
Property Taxes	\$1,763,844	\$1,763,844	\$1,770,384	\$6,540
Intergovernmental	376,382	376,382	297,265	(79,117)
Interest	12,088	12,088	7,702	(4,386)
Miscellaneous	0	0	6,815	6,815
<i>Total Revenues</i>	<u>2,152,314</u>	<u>2,152,314</u>	<u>2,082,166</u>	<u>(70,148)</u>
Expenditures				
Current:				
Public Safety:				
Fire:				
Salaries and Wages	1,588,968	1,557,221	1,553,629	3,592
Fringe Benefits	552,346	540,951	521,890	19,061
Purchased Services	253,401	248,174	149,014	99,160
Materials and Supplies	26,530	25,983	12,255	13,728
Capital Outlay	52,544	51,460	20,460	31,000
<i>Total Expenditures</i>	<u>2,473,789</u>	<u>2,423,789</u>	<u>2,257,248</u>	<u>166,541</u>
<i>Excess of Revenues Under Expenditures</i>	(321,475)	(271,475)	(175,082)	96,393
Other Financing Sources				
Sale of Capital Assets	0	0	8,025	8,025
<i>Net Change in Fund Balance</i>	(321,475)	(271,475)	(167,057)	104,418
<i>Fund Balance Beginning of Year</i>	495,619	495,619	495,619	0
Prior Year Encumbrances Appropriated	34,933	34,933	34,933	0
<i>Fund Balance End of Year</i>	<u>\$209,077</u>	<u>\$259,077</u>	<u>\$363,495</u>	<u>\$104,418</u>

City of Brecksville, Ohio
*Schedule of Revenues, Expenditures and Changes
in Fund Balance - Budget (Non-GAAP Basis) and Actual
Special Assessment Bond Retirement Fund
For the Year Ended December 31, 2011*

	<u>Budgeted Amounts</u>			Variance with Final Budget Positive (Negative)
	<u>Original</u>	<u>Final</u>	<u>Actual</u>	
Revenues				
Special Assessments	\$317,913	\$317,913	\$324,876	\$6,963
Interest	102,087	102,087	102,087	0
<i>Total Revenues</i>	<u>420,000</u>	<u>420,000</u>	<u>426,963</u>	<u>6,963</u>
Expenditures				
Debt Service:				
Principal Retirement	325,000	325,000	325,000	0
Interest and Fiscal Charges	206,668	220,668	185,047	35,621
<i>Total Expenditures</i>	<u>531,668</u>	<u>545,668</u>	<u>510,047</u>	<u>35,621</u>
<i>Net Change in Fund Balance</i>	(111,668)	(125,668)	(83,084)	42,584
<i>Fund Balance Beginning of Year</i>	<u>378,885</u>	<u>378,885</u>	<u>378,885</u>	<u>0</u>
<i>Fund Balance End of Year</i>	<u>\$267,217</u>	<u>\$253,217</u>	<u>\$295,801</u>	<u>\$42,584</u>

City of Brecksville, Ohio
Schedule of Revenues, Expenditures and Changes
in Fund Balance - Budget (Non-GAAP Basis) and Actual
General Municipal Improvement Fund
For the Year Ended December 31, 2011

	<u>Budgeted Amounts</u>			Variance with Final Budget Positive (Negative)
	<u>Original</u>	<u>Final</u>	<u>Actual</u>	
Revenues				
Municipal Income Taxes	\$1,532,520	\$960,000	\$960,000	\$0
Intergovernmental	319,275	200,000	14,601	(185,399)
Interest	19,568	12,258	16,041	3,783
Miscellaneous	2,395	1,500	67,021	65,521
<i>Total Revenues</i>	<u>1,873,758</u>	<u>1,173,758</u>	<u>1,057,663</u>	<u>(116,095)</u>
Expenditures				
Capital Outlay:				
Capital Outlay	1,458,777	1,458,777	977,389	481,388
Debt Service:				
Principal Retirement	2,000,000	2,000,000	2,000,000	0
Interest and Fiscal Charges	16,000	16,000	12,000	4,000
Total Debt Service	<u>2,016,000</u>	<u>2,016,000</u>	<u>2,012,000</u>	<u>4,000</u>
<i>Total Expenditures</i>	<u>3,474,777</u>	<u>3,474,777</u>	<u>2,989,389</u>	<u>485,388</u>
<i>Excess of Revenues Under Expenditures</i>	<u>(1,601,019)</u>	<u>(2,301,019)</u>	<u>(1,931,726)</u>	<u>369,293</u>
Other Financing Sources (Uses)				
General Obligation Notes Issued	1,600,000	1,600,000	1,600,000	0
Transfers Out	(350,928)	(350,928)	(350,928)	0
<i>Total Other Financing Sources (Uses)</i>	<u>1,249,072</u>	<u>1,249,072</u>	<u>1,249,072</u>	<u>0</u>
<i>Net Change in Fund Balance</i>	(351,947)	(1,051,947)	(682,654)	369,293
<i>Fund Balance Beginning of Year</i>	1,045,079	1,045,079	1,045,079	0
Prior Year Encumbrances Appropriated	<u>235,477</u>	<u>235,477</u>	<u>235,477</u>	<u>0</u>
<i>Fund Balance End of Year</i>	<u><u>\$928,609</u></u>	<u><u>\$228,609</u></u>	<u><u>\$597,902</u></u>	<u><u>\$369,293</u></u>

City of Brecksville, Ohio
*Schedule of Revenues, Expenditures and Changes
in Fund Balance - Budget (Non-GAAP Basis) and Actual
Buildings and Improvements Fund
For the Year Ended December 31, 2011*

	<u>Budgeted Amounts</u>			Variance with Final Budget Positive (Negative)
	<u>Original</u>	<u>Final</u>	<u>Actual</u>	
Revenues				
Municipal Income Taxes	\$1,244,875	\$1,200,000	\$1,200,000	\$0
Intergovernmental	0	0	117,331	117,331
Interest	7,315	7,051	11,069	4,018
Miscellaneous	168,504	163,643	83,643	(80,000)
<i>Total Revenues</i>	1,420,694	1,370,694	1,412,043	41,349
Expenditures				
Capital Outlay:				
Capital Outlay	901,424	901,424	362,678	538,746
<i>Excess of Revenues Over Expenditures</i>	519,270	469,270	1,049,365	580,095
Other Financing Uses				
Transfers Out	(850,000)	(850,000)	(850,000)	0
<i>Net Change in Fund Balance</i>	(330,730)	(380,730)	199,365	580,095
<i>Fund Balance Beginning of Year</i>	690,384	690,384	690,384	0
Prior Year Encumbrances Appropriated	131,424	131,424	131,424	0
<i>Fund Balance End of Year</i>	<u>\$491,078</u>	<u>\$441,078</u>	<u>\$1,021,173</u>	<u>\$580,095</u>

City of Brecksville, Ohio
*Schedule of Revenues, Expenditures and Changes
in Fund Balance - Budget (Non-GAAP Basis) and Actual
Road Improvements Fund
For the Year Ended December 31, 2011*

	<u>Budgeted Amounts</u>			Variance with Final Budget Positive (Negative)
	<u>Original</u>	<u>Final</u>	<u>Actual</u>	
Revenues				
Municipal Income Taxes	\$120,000	\$120,000	\$120,000	\$0
Interest	3,555	3,555	2,598	(957)
<i>Total Revenues</i>	123,555	123,555	122,598	(957)
Expenditures				
Capital Outlay:				
Road Repaving:				
Purchased Services	200,500	200,500	192,673	7,827
<i>Net Change in Fund Balance</i>	(76,945)	(76,945)	(70,075)	6,870
<i>Fund Balance Beginning of Year</i>	224,139	224,139	224,139	0
Prior Year Encumbrances Appropriated	35,500	35,500	35,500	0
<i>Fund Balance End of Year</i>	<u>\$182,694</u>	<u>\$182,694</u>	<u>\$189,564</u>	<u>\$6,870</u>

City of Brecksville, Ohio
*Schedule of Revenues, Expenditures and Changes
in Fund Balance - Budget (Non-GAAP Basis) and Actual
Motor Vehicle License Tax Fund
For the Year Ended December 31, 2011*

	<u>Budgeted Amounts</u>			Variance with Final Budget Positive (Negative)
	<u>Original</u>	<u>Final</u>	<u>Actual</u>	
Revenues				
Intergovernmental	\$35,000	\$35,000	\$35,355	\$355
Interest	177	177	542	365
<i>Total Revenues</i>	35,177	35,177	35,897	720
Expenditures				
Current:				
Street Construction, Maintenance, and Repair:				
Street Repair and Maintenance:				
Capital Outlay	35,000	35,000	9,646	25,354
<i>Net Change in Fund Balance</i>	177	177	26,251	26,074
<i>Fund Balance Beginning of Year</i>	26,546	26,546	26,546	0
<i>Fund Balance End of Year</i>	<u>\$26,723</u>	<u>\$26,723</u>	<u>\$52,797</u>	<u>\$26,074</u>

City of Brecksville, Ohio
*Schedule of Revenues, Expenditures and Changes
in Fund Balance - Budget (Non-GAAP Basis) and Actual
Street Repair and Maintenance Fund
For the Year Ended December 31, 2011*

	<u>Budgeted Amounts</u>			Variance with Final Budget Positive (Negative)
	<u>Original</u>	<u>Final</u>	<u>Actual</u>	
Revenues				
Intergovernmental	\$565,000	\$545,000	\$587,129	\$42,129
Interest	6,904	6,904	5,041	(1,863)
<i>Total Revenues</i>	<u>571,904</u>	<u>551,904</u>	<u>592,170</u>	<u>40,266</u>
Expenditures				
Current:				
Street Construction, Maintenance, and Repair:				
Snow and Ice Removal:				
Purchased Services	621,058	709,781	579,700	130,081
Materials and Supplies	17,500	20,000	20,000	0
Capital Outlay	61,442	70,219	70,219	0
<i>Total Expenditures</i>	<u>700,000</u>	<u>800,000</u>	<u>669,919</u>	<u>130,081</u>
<i>Net Change in Fund Balance</i>	(128,096)	(248,096)	(77,749)	170,347
<i>Fund Balance Beginning of Year</i>	<u>491,468</u>	<u>491,468</u>	<u>491,468</u>	<u>0</u>
<i>Fund Balance End of Year</i>	<u><u>\$363,372</u></u>	<u><u>\$243,372</u></u>	<u><u>\$413,719</u></u>	<u><u>\$170,347</u></u>

City of Brecksville, Ohio
Schedule of Revenues, Expenditures and Changes
in Fund Balance - Budget (Non-GAAP Basis) and Actual
State Highway Fund
For the Year Ended December 31, 2011

	<u>Budgeted Amounts</u>			Variance with Final Budget Positive (Negative)
	<u>Original</u>	<u>Final</u>	<u>Actual</u>	
Revenues				
Intergovernmental	\$44,200	\$44,200	\$47,605	\$3,405
Interest	648	648	1,091	443
<i>Total Revenues</i>	<u>44,848</u>	<u>44,848</u>	<u>48,696</u>	<u>3,848</u>
Expenditures				
Current:				
Street Construction, Maintenance, and Repair:				
Route 21 Center Strip:				
Salaries and Wages	13,600	13,600	7,560	6,040
Purchased Services	10,000	10,000	10,000	0
Total Route 21 Center Strip	<u>23,600</u>	<u>23,600</u>	<u>17,560</u>	<u>6,040</u>
Snow and Ice Removal:				
Materials and Supplies	30,000	30,000	0	30,000
<i>Total Expenditures</i>	<u>53,600</u>	<u>53,600</u>	<u>17,560</u>	<u>36,040</u>
<i>Net Change in Fund Balance</i>	(8,752)	(8,752)	31,136	39,888
<i>Fund Balance Beginning of Year</i>	<u>67,944</u>	<u>67,944</u>	<u>67,944</u>	<u>0</u>
<i>Fund Balance End of Year</i>	<u>\$59,192</u>	<u>\$59,192</u>	<u>\$99,080</u>	<u>\$39,888</u>

City of Brecksville, Ohio
Schedule of Revenues, Expenditures and Changes
in Fund Balance - Budget (Non-GAAP Basis) and Actual
Community Center Fund
For the Year Ended December 31, 2011

	<u>Budgeted Amounts</u>			Variance with Final Budget Positive (Negative)
	<u>Original</u>	<u>Final</u>	<u>Actual</u>	
Revenues				
Charges for Services	\$929,000	\$929,000	\$909,896	(\$19,104)
Interest	5,755	5,755	6,029	274
Donations	3,500	3,500	3,985	485
Rentals	47,700	47,700	55,706	8,006
Miscellaneous	14,800	14,800	32,756	17,956
<i>Total Revenues</i>	<u>1,000,755</u>	<u>1,000,755</u>	<u>1,008,372</u>	<u>7,617</u>
Expenditures				
Current:				
Recreational Activities:				
Community Center:				
Salaries and Wages	902,657	911,427	893,101	18,326
Fringe Benefits	292,556	295,398	278,279	17,119
Purchased Services	595,445	601,230	538,257	62,973
Materials and Supplies	92,555	93,454	82,673	10,781
Capital Outlay	93,026	93,930	64,973	28,957
<i>Total Expenditures</i>	<u>1,976,239</u>	<u>1,995,439</u>	<u>1,857,283</u>	<u>138,156</u>
<i>Excess of Revenues Under Expenditures</i>	(975,484)	(994,684)	(848,911)	145,773
Other Financing Sources				
Transfers In	800,000	800,000	800,000	0
<i>Net Change in Fund Balance</i>	(175,484)	(194,684)	(48,911)	145,773
<i>Fund Balance Beginning of Year</i>	258,467	258,467	258,467	0
Prior Year Encumbrances Appropriated	54,212	54,212	54,212	0
<i>Fund Balance End of Year</i>	<u>\$137,195</u>	<u>\$117,995</u>	<u>\$263,768</u>	<u>\$145,773</u>

City of Brecksville, Ohio
Schedule of Revenues, Expenditures and Changes
in Fund Balance - Budget (Non-GAAP Basis) and Actual
Road Maintenance Fund
For the Year Ended December 31, 2011

	<u>Budgeted Amounts</u>			Variance with Final Budget Positive (Negative)
	<u>Original</u>	<u>Final</u>	<u>Actual</u>	
Revenues				
Property Taxes	\$469,412	\$469,412	\$520,764	\$51,352
Intergovernmental	110,686	110,686	80,632	(30,054)
Interest	6,188	6,188	6,256	68
<i>Total Revenues</i>	<u>586,286</u>	<u>586,286</u>	<u>607,652</u>	<u>21,366</u>
Expenditures				
Current:				
Street Construction, Maintenance, and Repair:				
Street Repair and Maintenance:				
Purchased Services	349,632	349,632	251,034	98,598
Capital Outlay	400,000	400,000	362,296	37,704
<i>Total Expenditures</i>	<u>749,632</u>	<u>749,632</u>	<u>613,330</u>	<u>136,302</u>
<i>Excess of Revenues Under Expenditures</i>	(163,346)	(163,346)	(5,678)	157,668
Other Financing Uses				
Transfers Out	(22,956)	(22,956)	(22,956)	0
<i>Net Change in Fund Balance</i>	(186,302)	(186,302)	(28,634)	157,668
<i>Fund Balance Beginning of Year</i>	314,315	314,315	314,315	0
Prior Year Encumbrances Appropriated	69,632	69,632	69,632	0
<i>Fund Balance End of Year</i>	<u>\$197,645</u>	<u>\$197,645</u>	<u>\$355,313</u>	<u>\$157,668</u>

City of Brecksville, Ohio
*Schedule of Revenues, Expenditures and Changes
in Fund Balance - Budget (Non-GAAP Basis) and Actual
Federal Equitable Sharing Fund
For the Year Ended December 31, 2011*

	<u>Budgeted Amounts</u>			Variance with Final Budget Positive (Negative)
	<u>Original</u>	<u>Final</u>	<u>Actual</u>	
Revenues				
Interest	\$55	\$55	\$56	\$1
Expenditures				
Current:				
General Government:				
Legislative and Executive:				
Federal Equitable Sharing				
Other	4,000	4,000	0	4,000
<i>Net Change in Fund Balance</i>	(3,945)	(3,945)	56	4,001
<i>Fund Balance Beginning of Year</i>	4,585	4,585	4,585	0
<i>Fund Balance End of Year</i>	<u>\$640</u>	<u>\$640</u>	<u>\$4,641</u>	<u>\$4,001</u>

City of Brecksville, Ohio
Schedule of Revenues, Expenditures and Changes
in Fund Balance - Budget (Non-GAAP Basis) and Actual
Indigent Drivers Fund
For the Year Ended December 31, 2011

	<u>Budgeted Amounts</u>			Variance with Final Budget Positive (Negative)
	<u>Original</u>	<u>Final</u>	<u>Actual</u>	
Revenues				
Fines and Forfeitures	\$500	\$500	\$825	\$325
Interest	220	220	233	13
<i>Total Revenues</i>	720	720	1,058	338
Expenditures				
Current:				
Public Safety:				
Police:				
Purchased Services	16,000	16,000	25	15,975
<i>Net Change in Fund Balance</i>	(15,280)	(15,280)	1,033	16,313
<i>Fund Balance Beginning of Year</i>	18,500	18,500	18,500	0
<i>Fund Balance End of Year</i>	<u>\$3,220</u>	<u>\$3,220</u>	<u>\$19,533</u>	<u>\$16,313</u>

City of Brecksville, Ohio
*Schedule of Revenues, Expenditures and Changes
in Fund Balance - Budget (Non-GAAP Basis) and Actual
Enforcement and Education Fund
For the Year Ended December 31, 2011*

	<u>Budgeted Amounts</u>			Variance with Final Budget Positive (Negative)
	<u>Original</u>	<u>Final</u>	<u>Actual</u>	
Revenues				
Fines and Forfeitures	\$1,756	\$2,000	\$2,400	\$400
Intergovernmental	1,317	1,500	1,809	309
Interest	523	596	369	(227)
<i>Total Revenues</i>	<u>3,596</u>	<u>4,096</u>	<u>4,578</u>	<u>482</u>
Expenditures				
Current:				
Public Safety:				
Police:				
Salaries and Wages	2,644	2,675	1,659	1,016
Purchased Services	22,693	22,962	6,234	16,728
<i>Total Expenditures</i>	<u>25,337</u>	<u>25,637</u>	<u>7,893</u>	<u>17,744</u>
<i>Net Change in Fund Balance</i>	(21,741)	(21,541)	(3,315)	18,226
<i>Fund Balance Beginning of Year</i>	31,640	31,640	31,640	0
Prior Year Encumbrances Appropriated	<u>67</u>	<u>67</u>	<u>67</u>	<u>0</u>
<i>Fund Balance End of Year</i>	<u><u>\$9,966</u></u>	<u><u>\$10,166</u></u>	<u><u>\$28,392</u></u>	<u><u>\$18,226</u></u>

City of Brecksville, Ohio
Schedule of Revenues, Expenditures and Changes
in Fund Balance - Budget (Non-GAAP Basis) and Actual
Court Computerization Fund
For the Year Ended December 31, 2011

	<u>Budgeted Amounts</u>			Variance with Final Budget Positive (Negative)
	<u>Original</u>	<u>Final</u>	<u>Actual</u>	
Revenues				
Licenses and Permits	\$14,352	\$12,000	\$14,406	\$2,406
Interest	3,956	3,308	2,594	(714)
<i>Total Revenues</i>	<u>18,308</u>	<u>15,308</u>	<u>17,000</u>	<u>1,692</u>
Expenditures				
Current:				
General Government:				
Judicial:				
Court Computerization:				
Purchased Services	30,000	30,000	7,987	22,013
Capital Outlay	77,404	77,404	60,564	16,840
<i>Total Expenditures</i>	<u>107,404</u>	<u>107,404</u>	<u>68,551</u>	<u>38,853</u>
<i>Net Change in Fund Balance</i>	(89,096)	(92,096)	(51,551)	40,545
<i>Fund Balance Beginning of Year</i>	244,367	244,367	244,367	0
Prior Year Encumbrances Appropriated	<u>17,404</u>	<u>17,404</u>	<u>17,404</u>	<u>0</u>
<i>Fund Balance End of Year</i>	<u><u>\$172,675</u></u>	<u><u>\$169,675</u></u>	<u><u>\$210,220</u></u>	<u><u>\$40,545</u></u>

City of Brecksville, Ohio
Schedule of Revenues, Expenditures and Changes
in Fund Balance - Budget (Non-GAAP Basis) and Actual
Natureworks Grants Fund
For the Year Ended December 31, 2011

	<u>Budgeted Amounts</u>			Variance with Final Budget Positive (Negative)
	<u>Original</u>	<u>Final</u>	<u>Actual</u>	
Revenues	\$0	\$0	\$0	\$0
Expenditures				
Current:				
Recreational Activities:				
Extracurricular:				
Capital Outlay	<u>940</u>	<u>940</u>	<u>0</u>	<u>940</u>
<i>Net Change in Fund Balance</i>	(940)	(940)	0	940
<i>Fund Balance Beginning of Year</i>	<u>950</u>	<u>950</u>	<u>950</u>	<u>0</u>
<i>Fund Balance End of Year</i>	<u><u>\$10</u></u>	<u><u>\$10</u></u>	<u><u>\$950</u></u>	<u><u>\$940</u></u>

City of Brecksville, Ohio
Schedule of Revenues, Expenditures and Changes
in Fund Balance - Budget (Non-GAAP Basis) and Actual
Recycling Demo Fund
For the Year Ended December 31, 2011

	<u>Budgeted Amounts</u>			Variance with Final Budget Positive (Negative)
	<u>Original</u>	<u>Final</u>	<u>Actual</u>	
Revenues				
Intergovernmental	\$1,616	\$434	\$434	\$0
Interest	525	141	128	(13)
<i>Total Revenues</i>	<u>2,141</u>	<u>575</u>	<u>562</u>	<u>(13)</u>
Expenditures				
Current:				
Basic Utility Services:				
Rubbish Recycling:				
Purchased Services	213	434	434	0
Capital Outlay	4,056	8,269	8,269	0
<i>Total Expenditures</i>	<u>4,269</u>	<u>8,703</u>	<u>8,703</u>	<u>0</u>
<i>Net Change in Fund Balance</i>	(2,128)	(8,128)	(8,141)	(13)
<i>Fund Balance Beginning of Year</i>	10,513	10,513	10,513	0
Prior Year Encumbrances Appropriated	1,269	1,269	1,269	0
<i>Fund Balance End of Year</i>	<u><u>\$9,654</u></u>	<u><u>\$3,654</u></u>	<u><u>\$3,641</u></u>	<u><u>(\$13)</u></u>

City of Brecksville, Ohio
Schedule of Revenues, Expenditures and Changes
in Fund Balance - Budget (Non-GAAP Basis) and Actual
Tree Planting Grants Fund
For the Year Ended December 31, 2011

	<u>Budgeted Amounts</u>			Variance with Final Budget Positive (Negative)
	<u>Original</u>	<u>Final</u>	<u>Actual</u>	
Revenues				
Licenses and Permits	\$506	\$2,000	\$1,925	(\$75)
Other	4,744	18,750	0	(18,750)
<i>Total Revenues</i>	<u>5,250</u>	<u>20,750</u>	<u>1,925</u>	<u>(18,825)</u>
Expenditures				
Current:				
Housing and Community Development:				
Tree Planning:				
Salaries and Wages	25,619	35,177	17,781	17,396
Purchased Services	43,915	59,279	16,448	42,831
Materials and Supplies	27,722	40,300	16,075	24,225
Other	550	550	550	0
<i>Total Expenditures</i>	<u>97,806</u>	<u>135,306</u>	<u>50,854</u>	<u>84,452</u>
<i>Excess of Revenues Under Expenditures</i>	(92,556)	(114,556)	(48,929)	65,627
Other Financing Sources				
Transfers In	2,750	18,750	18,750	0
<i>Net Change in Fund Balance</i>	(89,806)	(95,806)	(30,179)	65,627
<i>Fund Balance Beginning of Year</i>	<u>124,681</u>	<u>124,681</u>	<u>124,681</u>	<u>0</u>
<i>Fund Balance End of Year</i>	<u>\$34,875</u>	<u>\$28,875</u>	<u>\$94,502</u>	<u>\$65,627</u>

City of Brecksville, Ohio
*Schedule of Revenues, Expenditures and Changes
in Fund Balance - Budget (Non-GAAP Basis) and Actual
Law Enforcement Fund
For the Year Ended December 31, 2011*

	<u>Budgeted Amounts</u>			Variance with Final Budget Positive (Negative)
	<u>Original</u>	<u>Final</u>	<u>Actual</u>	
Revenues				
Fines and Forfeitures	\$2,183	\$1,300	\$1,263	(\$37)
Interest	784	467	586	119
<i>Total Revenues</i>	2,967	1,767	1,849	82
Expenditures				
Current:				
Public Safety:				
Police:				
Purchased Services	35,000	35,000	0	35,000
<i>Net Change in Fund Balance</i>	(32,033)	(33,233)	1,849	35,082
<i>Fund Balance Beginning of Year</i>	47,155	47,155	47,155	0
<i>Fund Balance End of Year</i>	<u>\$15,122</u>	<u>\$13,922</u>	<u>\$49,004</u>	<u>\$35,082</u>

City of Brecksville, Ohio
*Schedule of Revenues, Expenditures and Changes
in Fund Balance - Budget (Non-GAAP Basis) and Actual
Law Enforcement Mandatory Drug Fund
For the Year Ended December 31, 2011*

	<u>Budgeted Amounts</u>			Variance with Final Budget Positive (Negative)
	<u>Original</u>	<u>Final</u>	<u>Actual</u>	
Revenues				
Fines and Forfeitures	\$1,000	\$1,000	\$306	(\$694)
Interest	500	500	515	15
<i>Total Revenues</i>	1,500	1,500	821	(679)
Expenditures				
Current:				
Public Safety:				
Police:				
Purchased Services	35,000	35,000	0	35,000
<i>Net Change in Fund Balance</i>	(33,500)	(33,500)	821	34,321
<i>Fund Balance Beginning of Year</i>	41,730	41,730	41,730	0
<i>Fund Balance End of Year</i>	<u>\$8,230</u>	<u>\$8,230</u>	<u>\$42,551</u>	<u>\$34,321</u>

City of Brecksville, Ohio
Schedule of Revenues, Expenditures and Changes
in Fund Balance - Budget (Non-GAAP Basis) and Actual
Vehicle Immobilization Fund
For the Year Ended December 31, 2011

	<u>Budgeted Amounts</u>			Variance with Final Budget Positive (Negative)
	<u>Original</u>	<u>Final</u>	<u>Actual</u>	
Revenues				
Fines and Forfeitures	\$2,814	\$1,700	\$1,680	(\$20)
Interest	976	590	635	45
<i>Total Revenues</i>	3,790	2,290	2,315	25
Expenditures				
Current:				
Public Safety:				
Police:				
Purchased Services	40,000	40,000	0	40,000
<i>Net Change in Fund Balance</i>	(36,210)	(37,710)	2,315	40,025
<i>Fund Balance Beginning of Year</i>	50,600	50,600	50,600	0
<i>Fund Balance End of Year</i>	<u>\$14,390</u>	<u>\$12,890</u>	<u>\$52,915</u>	<u>\$40,025</u>

City of Brecksville, Ohio
*Schedule of Revenues, Expenditures and Changes
in Fund Balance - Budget (Non-GAAP Basis) and Actual
Police Pension Fund
For the Year Ended December 31, 2011*

	<u>Budgeted Amounts</u>			Variance with Final Budget Positive (Negative)
	<u>Original</u>	<u>Final</u>	<u>Actual</u>	
Revenues				
Property Taxes	\$143,602	\$156,122	\$156,229	\$107
Intergovernmental	30,517	32,997	24,190	(8,807)
<i>Total Revenues</i>	<u>174,119</u>	<u>189,119</u>	<u>180,419</u>	<u>(8,700)</u>
Expenditures				
Current:				
Public Safety:				
Police:				
Fringe Benefits	180,000	180,000	170,000	10,000
Purchased Services	500	500	0	500
<i>Total Expenditures</i>	<u>180,500</u>	<u>180,500</u>	<u>170,000</u>	<u>10,500</u>
<i>Net Change in Fund Balance</i>	(6,381)	8,619	10,419	1,800
<i>Fund Balance Beginning of Year</i>	<u>54,702</u>	<u>54,702</u>	<u>54,702</u>	<u>0</u>
<i>Fund Balance End of Year</i>	<u><u>\$48,321</u></u>	<u><u>\$63,321</u></u>	<u><u>\$65,121</u></u>	<u><u>\$1,800</u></u>

City of Brecksville, Ohio
Schedule of Revenues, Expenditures and Changes
in Fund Balance - Budget (Non-GAAP Basis) and Actual
Memorial Fund
For the Year Ended December 31, 2011

	Budgeted Amounts		Actual	Variance with Final Budget Positive (Negative)
	Original	Final		
Revenues	\$0	\$0	\$0	\$0
Expenditures				
Current:				
General Government:				
Legislative and Executive:				
Memorials:				
Materials and Supplies	5,185	5,185	1,590	3,595
Capital Outlay	12,000	12,000	2,000	10,000
<i>Total Expenditures</i>	17,185	17,185	3,590	13,595
<i>Net Change in Fund Balance</i>	(17,185)	(17,185)	(3,590)	13,595
<i>Fund Balance Beginning of Year</i>	17,366	17,366	17,366	0
Prior Year Encumbrances Appropriated	185	185	185	0
<i>Fund Balance End of Year</i>	\$366	\$366	\$13,961	\$13,595

City of Brecksville, Ohio
Schedule of Revenues, Expenditures and Changes
in Fund Balance - Budget (Non-GAAP Basis) and Actual
Peace Officer Training Fund
For the Year Ended December 31, 2011

	<u>Budgeted Amounts</u>			Variance with Final Budget Positive (Negative)
	<u>Original</u>	<u>Final</u>	<u>Actual</u>	
Revenues				
Intergovernmental	\$0	\$0	\$680	\$680
Interest	45	45	54	\$9
<i>Total Revenues</i>	<u>45</u>	<u>45</u>	<u>734</u>	<u>689</u>
Expenditures				
Current:				
Public Safety:				
Peace Officer Training:				
Fringe Benefits	2,500	2,500	0	2,500
Purchased Services	1,000	1,000	0	1,000
<i>Total Expenditures</i>	<u>3,500</u>	<u>3,500</u>	<u>0</u>	<u>3,500</u>
<i>Net Change in Fund Balance</i>	(3,455)	(3,455)	734	4,189
<i>Fund Balance Beginning of Year</i>	<u>3,744</u>	<u>3,744</u>	<u>3,744</u>	<u>0</u>
<i>Fund Balance End of Year</i>	<u>\$289</u>	<u>\$289</u>	<u>\$4,478</u>	<u>\$4,189</u>

City of Brecksville, Ohio
Schedule of Revenues, Expenditures and Changes
in Fund Balance - Budget (Non-GAAP Basis) and Actual
General Obligation Bond Retirement Fund
For the Year Ended December 31, 2011

	<u>Budgeted Amounts</u>			Variance with Final Budget Positive (Negative)
	<u>Original</u>	<u>Final</u>	<u>Actual</u>	
Revenues				
Property Taxes	\$0	\$0	\$211	\$211
Expenditures				
Current:				
Debt Service:				
Principal Retirement	810,000	810,000	810,000	0
Interest and Fiscal Charges	372,581	372,581	369,070	3,511
<i>Total Expenditures</i>	<u>1,182,581</u>	<u>1,182,581</u>	<u>1,179,070</u>	<u>3,511</u>
<i>Excess of Revenues Under Expenditures</i>	(1,182,581)	(1,182,581)	(1,178,859)	3,722
Other Financing Sources				
Transfers In	1,170,000	1,170,000	1,170,000	0
<i>Net Change in Fund Balance</i>	(12,581)	(12,581)	(8,859)	3,722
<i>Fund Balance Beginning of Year</i>	<u>106,559</u>	<u>106,559</u>	<u>106,559</u>	<u>0</u>
<i>Fund Balance End of Year</i>	<u>\$93,978</u>	<u>\$93,978</u>	<u>\$97,700</u>	<u>\$3,722</u>

City of Brecksville, Ohio
Schedule of Revenues, Expenditures and Changes
in Fund Balance - Budget (Non-GAAP Basis) and Actual
Issue II Fund
For the Year Ended December 31, 2011

	Budgeted Amounts			Variance with Final Budget Positive (Negative)
	Original	Final	Actual	
Revenues				
Intergovernmental	\$825,447	\$73,295	\$96,563	\$23,268
Interest	113,059	10,039	17,967	7,928
<i>Total Revenues</i>	938,506	83,334	114,530	31,196
Expenditures				
Capital Outlay:				
Purchased Services	5,000	5,000	0	5,000
Capital Outlay	2,009,507	1,309,507	1,071,543	237,964
Total Capital Outlay	2,014,507	1,314,507	1,071,543	242,964
Debt Service:				
Principal Retirement	53,884	53,884	53,884	0
<i>Total Expenditures</i>	2,068,391	1,368,391	1,125,427	242,964
<i>Excess of Revenues Under Expenditures</i>	(1,129,885)	(1,285,057)	(1,010,897)	274,160
Other Financing Sources				
Proceeds of Notes	400,000	900,000	900,000	0
Transfers In	59,828	53,884	53,884	0
<i>Total Other Financing Sources</i>	459,828	953,884	953,884	0
<i>Net Change in Fund Balance</i>	(670,057)	(331,173)	(57,013)	274,160
<i>Fund Balance Beginning of Year</i>	790,984	790,984	790,984	0
Prior Year Encumbrances Appropriated	14,507	14,507	14,507	0
<i>Fund Balance End of Year</i>	\$135,434	\$474,318	\$748,478	\$274,160

City of Brecksville, Ohio
Schedule of Revenues, Expenditures and Changes
in Fund Balance - Budget (Non-GAAP Basis) and Actual
Recreation Expansion Fund
For the Year Ended December 31, 2011

	Budgeted Amounts			Variance with Final Budget Positive (Negative)
	Original	Final	Actual	
Revenues				
Licenses and Permits	\$25,940	\$24,500	\$25,182	\$682
Interest	1,076	1,016	848	(168)
<i>Total Revenues</i>	<u>27,016</u>	<u>25,516</u>	<u>26,030</u>	<u>514</u>
Expenditures				
Capital Outlay:				
Capital Outlay	56,875	56,875	34,520	22,355
Other	24,000	24,000	223	23,777
<i>Total Expenditures</i>	<u>80,875</u>	<u>80,875</u>	<u>34,743</u>	<u>46,132</u>
<i>Net Change in Fund Balance</i>	(53,859)	(55,359)	(8,713)	46,646
<i>Fund Balance Beginning of Year</i>	54,429	54,429	54,429	0
Prior Year Encumbrances Appropriated	17,875	17,875	17,875	0
<i>Fund Balance End of Year</i>	<u>\$18,445</u>	<u>\$16,945</u>	<u>\$63,591</u>	<u>\$46,646</u>

City of Brecksville, Ohio
Schedule of Revenues, Expenditures and Changes
in Fund Balance - Budget (Non-GAAP Basis) and Actual
Police Station Building Fund
For the Year Ended December 31, 2011

	<u>Budgeted Amounts</u>			Variance with Final Budget Positive (Negative)
	<u>Original</u>	<u>Final</u>	<u>Actual</u>	
Revenues				
Miscellaneous	\$0	\$0	\$0	\$0
Expenditures				
Capital Outlay:				
Capital Outlay	400,000	400,000	0	400,000
<i>Net Change in Fund Balance</i>	(400,000)	(400,000)	0	400,000
<i>Fund Balance Beginning of Year</i>	519,196	519,196	519,196	0
<i>Fund Balance End of Year</i>	<u>\$119,196</u>	<u>\$119,196</u>	<u>\$519,196</u>	<u>\$400,000</u>

City of Brecksville, Ohio
Schedule of Revenues, Expenditures and Changes
in Fund Balance - Budget (Non-GAAP Basis) and Actual
Sewer Improvement Fund
For the Year Ended December 31, 2011

	Budgeted Amounts			Variance with Final Budget Positive (Negative)
	Original	Final	Actual	
Revenues				
Interest	\$958	\$958	\$981	\$23
Expenditures				
	0	0	0	0
<i>Net Change in Fund Balance</i>	958	958	981	23
<i>Fund Balance Beginning of Year</i>	79,955	79,955	79,955	0
<i>Fund Balance End of Year</i>	<u>\$80,913</u>	<u>\$80,913</u>	<u>\$80,936</u>	<u>\$23</u>

City of Brecksville, Ohio
Schedule of Revenues, Expenditures and Changes
in Fund Balance - Budget (Non-GAAP Basis) and Actual
Public Utility Improvement Fund
For the Year Ended December 31, 2011

	Budgeted Amounts		Actual	Variance with Final Budget Positive (Negative)
	Original	Final		
Revenues				
Licenses and Permits	\$114,673	\$10,500	\$21,510	\$11,010
Interest	9,310	483	525	42
<i>Total Revenues</i>	123,983	10,983	22,035	11,052
Expenditures				
Capital Outlay:				
Contractual Services	62,569	22,000	14,775	7,225
Capital Outlay	139,359	49,000	0	49,000
<i>Total Expenditures</i>	201,928	71,000	14,775	56,225
<i>Net Change in Fund Balance</i>	(77,945)	(60,017)	7,260	67,277
<i>Fund Balance Beginning of Year</i>	268,374	268,374	268,374	0
<i>Fund Balance End of Year</i>	\$190,429	\$208,357	\$275,634	\$67,277

City of Brecksville, Ohio
Schedule of Revenues, Expenditures and Changes
in Fund Balance - Budget (Non-GAAP Basis) and Actual
Fire Ambulance Capital Fund
For the Year Ended December 31, 2011

	Budgeted Amounts		Actual	Variance with Final Budget Positive (Negative)
	Original	Final		
Revenues				
Charges for Services	\$200,219	\$240,000	\$249,740	\$9,740
Interest	1,100	1,319	3,557	2,238
<i>Total Revenues</i>	201,319	241,319	253,297	11,978
Expenditures				
Capital Outlay:				
Capital Outlay	325,431	328,931	75,462	253,469
<i>Net Change in Fund Balance</i>	(124,112)	(87,612)	177,835	265,447
<i>Fund Balance Beginning of Year</i>	149,251	149,251	149,251	0
Prior Year Encumbrances Appropriated	4,731	4,731	4,731	0
<i>Fund Balance End of Year</i>	<u>\$29,870</u>	<u>\$66,370</u>	<u>\$331,817</u>	<u>\$265,447</u>

City of Brecksville, Ohio
Schedule of Revenues, Expenses and Changes
in Fund Equity - Budget (Non-GAAP Basis) and Actual
Self Insurance Fund
For the Year Ended December 31, 2011

	Budgeted Amounts		Actual	Variance with Final Budget Positive (Negative)
	Original	Final		
Revenues				
Charges for Services	\$300,000	\$300,000	\$300,000	\$0
Interest	11,154	11,154	10,972	(182)
Miscellaneous	23,791	23,791	16,834	(6,957)
<i>Total Revenues</i>	334,945	334,945	327,806	(7,139)
Expenses				
Purchased Services	5,000	5,000	1,911	3,089
Claims	333,000	333,000	13,027	319,973
<i>Total Expenses</i>	338,000	338,000	14,938	323,062
<i>Net Change in Fund Equity</i>	(3,055)	(3,055)	312,868	315,923
<i>Fund Equity Beginning of Year</i>	665,665	665,665	665,665	0
<i>Fund Equity End of Year</i>	\$662,610	\$662,610	\$978,533	\$315,923

City of Brecksville, Ohio
Schedule of Revenues, Expenses and Changes
in Fund Equity - Budget (Non-GAAP Basis) and Actual
Cemetery Endowment Fund
For the Year Ended December 31, 2011

	Budgeted Amounts			Variance with Final Budget Positive (Negative)
	Original	Final	Actual	
Revenues				
Interest	\$39	\$39	\$38	(\$1)
Expenses				
Materials and Supplies	220	220	157	63
<i>Net Change in Fund Equity</i>	(181)	(181)	(119)	62
<i>Fund Equity Beginning of Year</i>	3,213	3,213	3,213	0
<i>Fund Equity End of Year</i>	\$3,032	\$3,032	\$3,094	\$62



Come and Be Part of Our

Civil War Reenactment

**Saturday, August 20
& Sunday, August 21**

**Broadview Heights City Complex
at the corner of Broadview and Oakes Road**

- See the Honorable Mayors of Brecksville and Broadview Heights and their wives renew their wedding vows on Saturday after the Civil War Reenactment
- The Cleveland Blues Baseball Team will be playing against the Brecksville/Broadview Heights Fire and Police Team on Sunday after the Civil War Reenactment. See how baseball was played in the 1800's.
- Games for Kids include, Tug-O-War, Burlap Sack Race, Bobbing for Apples and more...
- Check out the Sutlers (a merchant who sold provisions to the Army on the battlefield) and Reenactors stores and camp sites.

The park opens Saturday at 10:00 am - 5:00 pm
The park is closed between 5:00 pm - 8:00 pm and reopens from 8:00 pm - 11:00 pm

The park opens Sunday at 9:00 am with a pancake breakfast by Famous Chris Cakes, breakfast is served until noon, \$5 per person. Park closes at 5:00 pm

Bring lawn chairs or blankets to watch the battle and baseball game.
Some bleachers will be provided.

Admission is FREE



The Civil War Re-Enactment took place during the Bicentennial year and was held on the grounds of the Broadview Heights City Complex. Broadview Heights was part of Brecksville Township from 1811 – 1921.



This page intentionally left blank.

Statistical Section

This part of the City of Brecksville, Ohio's Comprehensive Annual Financial Report presents detailed information as a context for understanding what the information in the financial statements, note disclosures and required supplementary information says about the City's overall financial health.

Contents	Pages(s)
<i>Financial Trends</i>	<i>S2 – S11</i>
These schedules contain trend information to help the reader understand how the City's financial performance and well-being have changed over time.	
<i>Revenue Capacity</i>	<i>S12 – S19</i>
These schedules contain information to help the reader assess the City's most significant local revenue, the property tax and the municipal income tax.	
<i>Debt Capacity</i>	<i>S20 – S23</i>
These schedules present information to help the reader assess the affordability of the City's current levels of outstanding debt and the City's ability to issue additional debt in the future.	
<i>Economic and Demographic Information</i>	<i>S24 – S25</i>
These schedules offer economic and demographic indicators to help the reader understand the environment within which the City's financial activities take place.	
<i>Operating Information</i>	<i>S26 – S31</i>
These schedules contain service and infrastructure data to help the reader understand how the information in the City's financial report relates to the services the City provides and the activities it performs.	

Sources: Unless otherwise noted, the information in these schedules is derived from the Comprehensive Annual Financial Reports for the relevant year. The City implemented GASB Statement No. 34 in 2000; schedules presenting government-wide information include information beginning in that year.

City of Brecksville, Ohio

Net Assets By Component

Last Ten Years

(Accrual Basis of Accounting)

	<u>2011</u>	<u>2010</u>	<u>2009</u>	<u>2008</u>
Governmental Activities				
Invested in Capital Assets, Net of Related Debt	\$66,408,438	\$65,615,699	\$63,486,515	\$60,276,377
Restricted:				
Capital Projects	3,045,641	801,922	1,937,585	5,036,864
Debt Service	5,840,447	5,713,451	6,445,832	4,407,165
Fire Department	311,661	424,696	706,135	514,548
Community Center	N/A	N/A	361,444	538,139
Road Maintenance	137,076	402,803	570,816	589,223
Street Construction, Maintenance, and Repair	725,291	825,033	1,170,024	927,115
Other Purposes	1,309,947	788,783	716,987	734,022
Unrestricted	<u>9,915,091</u>	<u>10,215,534</u>	<u>6,771,495</u>	<u>8,367,960</u>
<i>Total Governmental Activities Net Assets</i>	<u>\$87,693,592</u>	<u>\$84,787,921</u>	<u>\$82,166,833</u>	<u>\$81,391,413</u>

Note: 2003 was the first year other purposes were further identified.

2007	2006	2005	2004	2003	2002
\$58,749,092	\$56,037,345	\$53,341,748	\$50,304,248	\$43,334,818	\$36,834,979
5,991,605	4,400,084	5,885,715	4,953,157	6,896,322	6,919,152
4,811,900	5,162,626	5,320,046	4,493,213	4,786,541	6,111,400
375,265	279,010	429,565	370,646	265,884	N/A
282,524	218,840	151,056	185,522	117,212	N/A
N/A	N/A	N/A	N/A	N/A	N/A
876,258	1,110,622	1,195,093	999,759	393,836	N/A
1,296,150	697,202	502,465	642,334	1,143,615	2,854,699
8,379,624	9,390,837	7,318,052	5,689,748	5,494,860	6,105,475
<u>\$80,762,418</u>	<u>\$77,296,566</u>	<u>\$74,143,740</u>	<u>\$67,638,627</u>	<u>\$62,433,088</u>	<u>\$58,825,705</u>

City of Brecksville, Ohio
Changes in Net Assets
Last Ten Years
(Accrual Basis of Accounting)

	2011	2010	2009	2008
Program Revenues				
Governmental Activities:				
Charges for Services:				
General Government:				
Legislative and Executive	\$279,495	\$286,925	\$403,381	\$769,088
Judicial System	20,697	25,697	22,352	25,311
Public Safety:				
Police	203,272	217,057	185,652	277,326
Fire	242,973	240,339	794	1,340
Public Health and Social Services	28,694	56,109	6,327	7,328
Street Construction, Maintenance, and Repair	95,030	91,510	73,991	117,325
Housing and Community Development	42,223	54,910	45,320	54,992
Basic Utility Services	98,226	125,501	107,303	124,950
Recreational Activities	990,728	979,197	884,283	1,012,924
Subtotal - Charges for Services	<u>2,001,338</u>	<u>2,077,245</u>	<u>1,729,403</u>	<u>2,390,584</u>
Operating Grants and Contributions:				
General Government:				
Legislative and Executive	840	1,675	21,673	5,378
Judicial System	20	54	35	112
Public Safety:				
Police	27,905	36,852	39,224	10,071
Fire	275,546	394,314	387,424	14,629
Public Health and Social Services	91	345	33	117
Street Construction, Maintenance, and Repair	750,313	792,508	794,864	697,756
Housing and Community Development	18,878	253	189	727
Basic Utility Services	678	3,939	4,002	5,226
Recreational Activities	3,985	3,615	4,017	3,197
Subtotal - Operating Grants and Contributions	<u>1,078,256</u>	<u>1,233,555</u>	<u>1,251,461</u>	<u>737,213</u>
Capital Grants and Contributions:				
General Government				
Legislative and Executive	0	0	0	0
Public Safety:				
Fire	0	0	0	0
Public Health and Social Services	0	0	0	0
Street Construction, Maintenance, and Repair	0	0	0	0
Housing and Community Development	0	0	0	0
Basic Utility Services	279,119	1,081,781	300,000	0
Recreational Activities	0	295,000	0	0
Subtotal - Capital Grants and Contributions	<u>279,119</u>	<u>1,376,781</u>	<u>300,000</u>	<u>0</u>
<i>Total Primary Government Program Revenues</i>	<u>\$3,358,713</u>	<u>\$4,687,581</u>	<u>\$3,280,864</u>	<u>\$3,127,797</u>

2007	2006	2005	2004	2003	2002
\$513,336	\$350,725	\$87,170	\$151,662	\$146,626	\$214,328
201,864	316,831	326,593	349,991	335,897	346,837
9,085	42,463	20,849	8,841	5,774	40,233
3,255	50	669	2,853	2,092	3,843
7,906	37,060	37,965	93,342	90,250	19,691
105,053	0	0	0	340	330
55,745	186,792	214,392	192,314	183,530	162,026
116,823	31,480	56,030	39,616	56,635	0
910,748	862,767	884,160	782,684	717,068	602,448
<u>1,923,815</u>	<u>1,828,168</u>	<u>1,627,828</u>	<u>1,621,303</u>	<u>1,538,212</u>	<u>1,389,736</u>
5,010	2,590	1,330	11,400	5,781	4,696
131	0	0	0	0	0
29,040	25,883	33,445	41,675	21,666	41,587
175	6,816	7,584	0	6,525	5,542
114	325	0	0	0	0
668,446	639,195	638,155	637,407	539,875	479,926
583	0	2,281	0	0	222,928
3,376	0	7,745	5,907	11,666	20,000
2,788	9,086	8,846	4,836	3,348	3,684
<u>709,663</u>	<u>683,895</u>	<u>699,386</u>	<u>701,225</u>	<u>588,861</u>	<u>778,363</u>
0	0	0	0	95,000	0
0	0	0	0	0	4,050
0	0	0	0	0	0
0	48,859	2,619,017	1,394,171	3,532,626	1,436,541
0	4,236	0	0	0	0
0	0	278,298	0	0	43,490
0	0	0	724,841	0	23,440
<u>0</u>	<u>53,095</u>	<u>2,897,315</u>	<u>2,119,012</u>	<u>3,627,626</u>	<u>1,507,521</u>
<u>\$2,633,478</u>	<u>\$2,565,158</u>	<u>\$5,224,529</u>	<u>\$4,441,540</u>	<u>\$5,754,699</u>	<u>\$3,675,620</u>

(continued)

City of Brecksville, Ohio
Changes in Net Assets (continued)
Last Ten Years
(Accrual Basis of Accounting)

	2011	2010	2009	2008
Expenses				
Governmental Activities:				
General Government:				
Legislative and Executive	\$5,499,027	\$5,647,128	\$6,097,065	\$6,102,755
Judicial System	198,239	210,129	161,505	123,977
Public Safety:				
Police	3,992,061	4,240,615	4,560,315	4,276,131
Fire	2,314,537	2,413,597	2,096,299	2,241,102
Public Health and Social Services	1,048,646	1,144,253	1,195,863	126,790
Street Construction, Maintenance, and Repair	4,059,126	4,007,522	3,994,538	4,499,947
Housing and Community Development	852,056	833,662	855,329	1,177,227
Basic Utility Services	1,726,275	1,366,953	1,704,663	2,081,050
Recreational Activities	2,078,502	2,001,190	1,976,407	2,498,487
Interest and Fiscal Charges	557,354	602,512	693,039	773,876
<i>Total Governmental Activities Expenses</i>	<u>22,325,823</u>	<u>22,467,561</u>	<u>23,335,023</u>	<u>23,901,342</u>
Net (Expense)/Revenue				
Governmental Activities	<u>(18,967,110)</u>	<u>(17,779,980)</u>	<u>(20,054,159)</u>	<u>(20,773,545)</u>
General Revenues and Other Changes in Net Assets				
Governmental Activities				
Taxes:				
Property Taxes Levied For:				
General Purposes	1,814,714	1,817,177	1,919,648	1,803,685
Fire Department	1,757,630	1,779,370	1,859,488	1,746,733
Streets	517,013	523,345	546,908	513,746
Police Department	155,104	157,003	164,072	154,125
Debt Service	211	17	153,754	200,360
Other Purposes	0	0	0	0
Municipal Income Taxes levied for:				
General Purposes	13,246,409	11,932,814	11,743,625	11,564,512
Capital Outlay	2,280,000	2,280,000	2,090,000	2,264,852
Grants and Entitlements not Restricted to				
Specific Programs	1,130,958	1,074,764	1,355,899	1,856,007
Investment Earnings	306,830	320,959	505,734	913,806
Gain on Sale of Capital Assets	14,939	13,730	0	70,777
Miscellaneous	648,973	501,889	490,451	313,937
<i>Total Governmental Activities</i>	<u>21,872,781</u>	<u>20,401,068</u>	<u>20,829,579</u>	<u>21,402,540</u>
Change in Net Assets				
Governmental Activities	<u>\$2,905,671</u>	<u>\$2,621,088</u>	<u>\$775,420</u>	<u>\$628,995</u>

2007	2006	2005	2004	2003	2002
\$5,592,721	\$5,443,397	\$4,355,622	\$4,246,585	\$4,135,163	\$4,088,405
179,656	171,607	157,222	151,584	151,387	158,683
4,148,827	3,996,184	3,811,772	3,930,138	3,901,614	3,655,090
2,294,629	2,248,157	2,027,052	1,862,540	1,964,919	1,374,110
154,672	153,476	122,266	113,498	118,442	145,378
4,220,016	3,913,477	4,280,735	3,433,446	4,132,195	2,784,828
1,092,407	956,383	1,079,752	860,061	1,186,316	830,697
2,128,748	2,048,065	1,946,379	2,457,634	1,884,812	1,701,700
1,940,978	1,843,775	1,466,915	1,568,851	1,859,992	1,522,030
768,970	808,230	725,075	496,051	519,414	577,384
22,521,624	21,582,751	19,972,790	19,120,388	19,854,254	16,838,305
(19,888,146)	(19,017,593)	(14,748,261)	(14,678,848)	(14,099,555)	(13,162,685)
2,028,243	1,838,138	1,832,776	1,772,674	1,646,088	1,586,320
1,964,679	1,780,532	1,777,908	1,716,753	1,593,930	1,535,769
577,846	523,686	522,913	504,927	468,802	0
173,354	157,106	156,874	151,478	140,640	0
225,361	200,877	256,235	245,481	278,400	221,332
0	0	0	0	0	587,206
12,386,754	12,732,659	11,350,171	10,309,796	8,930,938	8,684,168
2,574,193	2,481,438	2,495,169	2,452,992	2,442,323	2,376,998
1,659,652	1,545,865	1,494,661	1,760,102	1,307,353	1,781,468
1,047,479	636,011	644,426	594,442	634,052	714,986
10,011	4,087	0	0	16,532	18,321
706,426	270,020	722,241	375,742	247,880	325,194
23,353,998	22,170,419	21,253,374	19,884,387	17,706,938	17,831,762
\$3,465,852	\$3,152,826	\$6,505,113	\$5,205,539	\$3,607,383	\$4,669,077

City of Brecksville, Ohio
Fund Balances, Governmental Funds
Last Ten Years
(Modified Accrual Basis of Accounting)

	2011	2010	2009	2008
General Fund				
Nonspendable	\$291,866	\$263,507	\$237,981	N/A
Committed	776,399	776,399	0	N/A
Assigned	312,269	312,269	495,999	N/A
Unassigned	7,215,834	5,768,584	5,545,608	N/A
Reserved	N/A	N/A	N/A	\$286,045
Unreserved	N/A	N/A	N/A	7,849,898
Total General Fund	<u>8,596,368</u>	<u>7,120,759</u>	<u>6,279,588</u>	<u>8,135,943</u>
All Other Governmental Funds				
Nonspendable	\$125,942	\$129,154	\$135,439	N/A
Restricted	2,402,674	3,294,029	3,440,021	N/A
Committed	2,188,145	1,719,966	1,312,186	N/A
Assigned	769,587	764,875	758,237	N/A
Unassigned (Deficit)	(836,211)	(828,692)	(921,057)	N/A
Reserved	N/A	N/A	N/A	\$863,642
Unreserved, Undesignated, Reported in:				
Special Revenue funds	N/A	N/A	N/A	2,868,361
Debt Service funds	N/A	N/A	N/A	575,497
Capital Projects funds	N/A	N/A	N/A	1,131,583
Total All Other Governmental Funds	<u>4,650,137</u>	<u>5,079,332</u>	<u>4,724,826</u>	<u>5,439,083</u>
Total Governmental Funds	<u>\$13,246,505</u>	<u>\$12,200,091</u>	<u>\$11,004,414</u>	<u>\$13,575,026</u>

Note: During 2010, the City implemented GASB 54.

2007	2006	2005	2004	2003	2002
N/A	N/A	N/A	N/A	N/A	N/A
N/A	N/A	N/A	N/A	N/A	N/A
N/A	N/A	N/A	N/A	N/A	N/A
N/A	N/A	N/A	N/A	N/A	N/A
\$446,930	\$521,033	\$205,703	\$152,799	\$129,821	\$186,479
6,213,938	7,472,841	7,000,511	5,774,941	4,678,964	5,688,101
6,660,868	7,993,874	7,206,214	5,927,740	4,808,785	5,874,580
N/A	N/A	N/A	N/A	N/A	N/A
N/A	N/A	N/A	N/A	N/A	N/A
N/A	N/A	N/A	N/A	N/A	N/A
N/A	N/A	N/A	N/A	N/A	N/A
N/A	N/A	N/A	N/A	N/A	N/A
\$4,134,754	\$1,583,769	\$2,405,842	\$8,161,824	\$2,708,943	\$3,026,921
1,958,225	1,784,046	1,493,502	1,573,035	1,382,265	1,464,612
809,373	781,115	757,229	542,934	719,213	478,266
1,793,269	2,588,372	2,841,013	2,476,285	3,756,795	4,158,804
8,695,621	6,737,302	7,497,586	12,754,078	8,567,216	9,128,603
\$15,356,489	\$14,731,176	\$14,703,800	\$18,681,818	\$13,376,001	\$15,003,183

City of Brecksville, Ohio
Changes in Fund Balances, Governmental Funds
Last Ten Years
(Modified Accrual Basis of Accounting)

	2011	2010	2009	2008
Revenues				
Taxes (1)	\$19,254,109	\$18,730,301	\$17,441,398	\$20,355,101
Charges for Services	1,210,862	1,177,776	905,024	1,006,940
Licenses and Permits	430,730	525,806	362,044	387,068
Fines and Forfeitures	254,848	308,416	279,459	338,338
Intergovernmental	2,516,919	3,179,603	2,946,251	2,612,165
Special Assessments	324,876	324,741	428,519	620,735
Interest	295,858	307,103	485,075	894,042
Donations	6,218	8,138	7,477	16,756
Rentals	84,040	44,935	46,261	218,333
Miscellaneous	632,139	485,427	469,189	313,740
<i>Total Revenues</i>	<u>25,010,599</u>	<u>25,092,246</u>	<u>23,370,697</u>	<u>26,763,218</u>
Expenditures				
Current:				
General Government:				
Legislative and Executive	5,515,740	5,541,484	5,819,602	5,941,778
Judicial System	203,415	208,078	165,677	122,934
Public Safety:				
Police	4,046,058	4,299,205	4,467,546	4,217,591
Fire	2,244,514	2,390,618	2,107,045	2,106,263
Public Health and Social Services	861,325	842,538	910,160	129,648
Street Construction, Maintenance, and Repair	3,125,788	3,460,310	2,966,943	3,439,482
Housing and Community Development	887,874	813,415	900,852	846,644
Basic Utility Services	1,593,784	1,432,297	2,256,844	1,925,652
Recreational Activities	1,772,171	1,846,298	1,862,876	1,598,784
Capital Outlay	2,007,069	1,332,610	2,535,718	5,577,837
Debt Service:				
Principal Retirement	1,178,884	1,138,884	1,270,884	1,933,884
Repayment to Refunded Bond Escrow Agent	0	0	0	0
Interest and Fiscal Charges	560,548	604,565	694,576	779,233
Bond Issuance Costs	0	0	0	0
<i>Total Expenditures</i>	<u>23,997,170</u>	<u>23,910,302</u>	<u>25,958,723</u>	<u>28,619,730</u>
<i>Excess of Revenues Over (Under) Expenditures</i>	<u>1,013,429</u>	<u>1,181,944</u>	<u>(2,588,026)</u>	<u>(1,856,512)</u>
Other Financing Sources (Uses)				
Sale of Capital Assets	32,985	13,733	17,414	75,049
Bond Anticipation Notes Issued	0	0	0	0
General Obligation Bonds Issued	0	0	0	0
Special Assessment Bonds Issued	0	0	0	0
OPWC Loan Issued	0	0	0	0
Premium on Issuance of Debt	0	0	0	0
Payment to Refunded Bond Escrow Agent	0	0	0	0
Payment to Refund Notes	0	0	0	0
Transfers In	2,042,634	2,447,956	2,231,175	3,798,793
Transfers Out	(2,042,634)	(2,447,956)	(2,231,175)	(3,798,793)
<i>Total Other Financing Sources (Uses)</i>	<u>32,985</u>	<u>13,733</u>	<u>17,414</u>	<u>75,049</u>
<i>Net Change in Fund Balances</i>	<u>\$1,046,414</u>	<u>\$1,195,677</u>	<u>(\$2,570,612)</u>	<u>(\$1,781,463)</u>
Debt Service as a Percentage of Noncapital Expenditures	8.4%	8.5%	9.0%	11.9%

(1) Includes All Taxes

2007	2006	2005	2004	2003	2002
\$19,556,957	\$18,082,865	\$18,112,579	\$18,163,891	\$15,798,469	\$15,605,768
928,599	795,817	780,783	763,763	757,802	621,980
370,401	370,661	426,845	433,896	382,356	335,530
281,554	318,741	315,131	331,702	321,007	353,697
2,394,732	2,201,360	3,381,031	3,445,386	2,776,961	3,496,062
624,415	612,128	723,870	335,895	327,902	325,000
1,028,720	624,763	633,497	587,077	629,781	714,986
14,475	21,267	13,142	32,231	9,734	8,611
119,234	99,195	105,069	91,942	77,047	150,939
705,695	270,020	719,916	270,539	223,698	415,384
<u>26,024,782</u>	<u>23,396,817</u>	<u>25,211,863</u>	<u>24,456,322</u>	<u>21,304,757</u>	<u>22,027,957</u>
5,464,710	5,220,680	4,332,900	4,142,258	4,024,845	3,490,750
188,321	169,613	157,402	148,162	150,947	154,019
4,063,261	3,848,371	3,710,648	3,853,278	3,699,440	3,419,938
2,139,383	2,046,088	1,866,348	1,797,479	1,845,131	1,641,677
137,731	150,617	123,716	119,739	118,588	142,703
3,166,873	2,765,761	3,060,674	2,803,466	3,327,036	2,568,880
836,660	807,590	835,066	818,070	1,183,455	963,679
1,913,731	1,777,645	1,678,032	1,593,358	1,640,660	1,324,054
1,677,602	1,553,328	1,655,893	1,781,954	1,661,078	1,492,749
3,742,989	3,155,119	13,663,395	8,203,769	3,997,138	4,825,124
1,338,884	1,271,233	1,880,949	2,040,170	1,810,170	760,170
0	0	0	12,867	0	0
764,362	777,817	722,436	437,710	502,644	584,633
0	0	0	141,470	0	0
<u>25,434,507</u>	<u>23,543,862</u>	<u>33,687,459</u>	<u>27,893,750</u>	<u>23,961,132</u>	<u>21,368,376</u>
590,275	(147,045)	(8,475,596)	(3,437,428)	(2,656,375)	659,581
35,038	11,487	42,820	32,446	29,193	24,838
0	0	1,550,000	2,550,000	1,000,000	0
0	0	4,205,000	7,785,000	0	0
0	0	1,240,000	0	0	0
0	162,934	231,143	0	0	0
0	0	78,615	115,282	0	0
0	0	0	(1,739,483)	0	0
0	0	(2,850,000)	0	0	0
5,601,367	4,641,971	4,254,600	5,386,125	6,465,396	6,082,372
(5,601,367)	(4,641,971)	(4,254,600)	(5,386,125)	(6,465,396)	(6,082,372)
<u>35,038</u>	<u>174,421</u>	<u>4,497,578</u>	<u>8,743,245</u>	<u>1,029,193</u>	<u>24,838</u>
<u>\$625,313</u>	<u>\$27,376</u>	<u>(\$3,978,018)</u>	<u>\$5,305,817</u>	<u>(\$1,627,182)</u>	<u>\$684,419</u>
9.9%	10.2%	13.4%	13.4%	13.1%	8.8%

City of Brecksville, Ohio
Assessed Valuation and Estimated Actual Values of Taxable Property
Last Ten Years

Collection Year	Real Property			Tangible Personal Property	
	Assessed Value		Estimated Actual Value	Public Utility	
	Residential/ Agricultural	Commercial Industrial/PU		Assessed Value	Estimated Actual Value
2011	\$470,033,220	\$107,690,260	\$1,650,638,514	\$16,066,350	\$18,257,216
2010	468,585,650	107,226,880	1,645,178,657	15,680,600	17,818,864
2009	487,768,500	104,494,650	1,692,180,429	15,167,690	17,236,011
2008	486,131,280	106,177,280	1,692,310,171	14,924,650	16,959,830
2007	481,735,920	115,062,150	1,705,137,343	19,525,150	22,187,670
2006	441,195,080	107,170,670	1,566,759,286	19,629,130	22,305,830
2005	433,727,390	91,010,670	1,499,251,600	20,730,430	23,557,307
2004	424,437,130	89,385,240	1,468,063,914	21,523,860	24,458,932
2003	390,955,440	87,535,460	1,367,116,857	20,984,450	23,845,966
2002	377,071,210	83,881,000	1,317,006,314	21,668,560	24,623,364

Real property is reappraised every six years with a State mandated update of the current market value in the third year following each reappraisal.

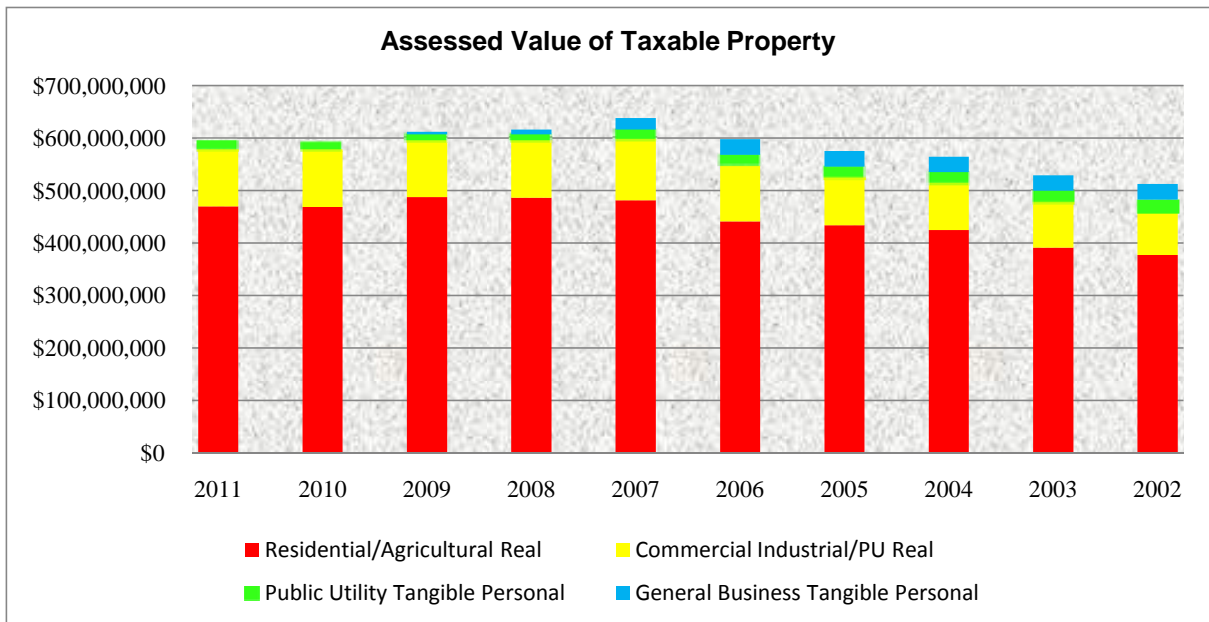
The assessed value of real property (including public utility real property) is 35 percent of estimated true value. The assessed value of public utility personal property ranges from 25 percent of true value for railroad property to 88 percent for electric transmission and distribution property. General business tangible personal property was assessed in previous years at 25 percent for machinery and equipment and 23 percent for inventories. General business tangible personal property tax was phased out beginning in 2006.

The tangible personal property values associated with each year are the values that, when multiplied by the applicable rates, generated the property tax revenue billed in that year. For real property, the amounts generated by multiplying the assessed values by the applicable rates would be reduced by the 10%, 2 1/2% and homestead exemptions before being billed. Beginning in the 2006 collection year, the 10% rollback for commercial/industrial property has been eliminated.

Source: Cuyahoga County, Ohio; County Fiscal Officer

Tangible Personal Property

General Business		Total		Ratio	Tax Rate
Assessed Value	Estimated Actual Value	Assessed Value	Estimated Actual Value		
\$0	\$0	\$593,789,830	\$1,668,895,730	35.58%	\$8.21
0	0	591,493,130	1,662,997,521	35.57	8.21
4,678,850	74,861,600	612,109,690	1,784,278,040	34.31	8.50
8,871,057	141,936,912	616,104,267	1,851,206,913	33.28	8.60
22,088,288	176,706,304	638,411,508	1,904,031,317	33.53	8.60
30,089,242	160,475,957	598,084,122	1,749,541,073	34.19	8.70
29,751,764	119,007,056	575,220,254	1,641,815,963	35.04	8.70
28,958,950	115,835,800	564,305,180	1,608,358,646	35.09	8.70
29,509,649	118,038,596	528,984,999	1,509,001,419	35.06	8.70
30,013,647	120,054,588	512,634,417	1,461,684,266	35.07	8.70



City of Brecksville, Ohio
Property Tax Rates - Direct and Overlapping Governments
(Per \$1,000 of Assessed Valuation)
Last Ten Years

	2011	2010	2009	2008
Unvoted Millage				
Operating	\$3.5100	\$3.5100	\$3.5100	\$3.5100
Police Pension	0.3000	0.3000	0.3000	0.3000
<i>Total Unvoted Millage</i>	<u>3.8100</u>	<u>3.8100</u>	<u>3.8100</u>	<u>3.8100</u>
Charter Millage				
1982 Charter/Fire	3.4000	3.4000	3.4000	3.4000
1987 Charter/Road Improvement	1.0000	1.0000	1.0000	1.0000
<i>Total Charter Millage</i>	<u>4.4000</u>	<u>4.4000</u>	<u>4.4000</u>	<u>4.4000</u>
Voted Millage				
Library	0.0000	0.0000	0.2900	0.3900
Total Millage	<u><u>\$8.2100</u></u>	<u><u>\$8.2100</u></u>	<u><u>\$8.5000</u></u>	<u><u>\$8.6000</u></u>
Overlapping Rates by Taxing District				
Brecksville-Broadview Heights City School District				
Residential/Agricultural Real	\$39.1912	\$39.1175	\$37.2338	\$37.1756
Commerical/Industrial and Public Utility Real	42.8357	42.8641	43.4071	43.1759
General Business and Public Utility Personal	77.2000	77.2000	77.1000	77.1000
Cuyahoga Valley Career Center				
Residential/Agricultural Real	2.0000	2.0000	2.0000	2.0000
Commerical/Industrial and Public Utility Real	2.0000	2.0000	2.0000	2.0000
General Business and Public Utility Personal	2.0000	2.0000	2.0000	2.0000
Cuyahoga County Commissioner				
Residential/Agricultural Real	13.1182	13.1866	12.6607	11.8688
Commerical/Industrial and Public Utility Real	12.7845	12.8413	12.8153	12.4535
General Business and Public Utility Personal	13.2200	13.3200	13.3200	13.4200
Special Taxing Districts (1)				
Residential/Agricultural Real	7.5041	7.3870	6.6597	5.9676
Commerical/Industrial and Public Utility Real	7.3648	7.3450	6.8911	6.2519
General Business and Public Utility Personal	7.5800	7.5800	7.2800	6.7800

Source: Cuyahoga County Fiscal Officer

Note: The rates presented for a particular calendar year are the rates that, when applied to the assessed values presented in the Assessed Value Table, generated the property tax revenue billed in that year.

The City's basic property tax rate may be increased only by a majority vote of the City's residents.

Charter millage is consistently applied to all types of property as opposed to the voted levies of the overlapping taxing districts.

Overlapping rates are those of local and county governments that apply to property owners within the City.

(1) Metro Parks, Port Authority, County Library, Community College

2007	2006	2005	2004	2003	2002
\$3.5100	\$3.5100	\$3.5100	\$3.5100	\$3.5100	\$3.5100
0.3000	0.3000	0.3000	0.3000	0.3000	0.3000
3.8100	3.8100	3.8100	3.8100	3.8100	3.8100
3.4000	3.4000	3.4000	3.4000	3.4000	3.4000
1.0000	1.0000	1.0000	1.0000	1.0000	1.0000
4.4000	4.4000	4.4000	4.4000	4.4000	4.4000
0.3900	0.4900	0.4900	0.4900	0.4900	0.4900
\$8.6000	\$8.7000	\$8.7000	\$8.7000	\$8.7000	\$8.7000

\$39.9809	\$39.9810	\$40.2141	\$34.0346	\$36.0269	\$36.0663
46.3679	46.3680	46.4754	40.5435	41.7308	41.8723
77.4000	77.4000	77.6000	71.4000	71.5000	71.5000

2.0000	2.0000	2.0000	2.0000	2.0000	2.0000
2.0000	2.0000	2.0000	2.0000	2.0000	2.0000
2.0000	2.0000	2.0000	2.0000	2.0000	2.0000

11.7227	11.7227	10.9754	10.9899	12.4609	11.3815
12.5880	12.5762	11.9846	12.0433	12.8764	12.0023
13.5200	13.5200	13.5200	13.5200	14.6500	14.6500

6.2900	6.2900	6.2880	4.7783	2.5323	2.5354
6.5596	6.5552	6.5067	5.1811	2.5497	2.5320
6.7800	6.7800	6.7800	5.8800	2.9500	2.9500

City of Brecksville, Ohio
Principal Real Property Taxpayers
 2011 and 2002

Taxpayer	2011	
	Real Property Assessed Valuation	Percentage of Real Property Assessed Valuation
Cleveland Electric Illuminating Company	\$14,569,940	2.52 %
Ohio Bell Telephone Company	6,358,770	1.10
PDM Group, Inc	5,490,170	0.95
Grand Bay of Brecksville	5,677,740	0.98
Cleveland Cuyahoga	5,829,320	1.01
Gateway Association	4,129,510	0.71
Creekview Commons, LLC	2,559,870	0.44
Treeline Inc.	2,788,980	0.48
Cintas Document Management	2,743,970	0.48
C E I	2,926,700	0.52
Total	\$53,074,970	9.19 %
Total Real Property Assessed Valuation	\$577,723,480	

Taxpayer	2002	
	Real Property Assessed Valuation	Percentage of Real Property Assessed Valuation
Ohio Bell Telephone Company	\$8,958,500	1.94 %
PMD Group, Inc.	7,692,300	1.67
Grand Bay of Brecksville	6,894,130	1.50
Treeline	3,349,440	0.73
Gateway Association III & IV	3,165,510	0.69
Cleveland Electric Company	2,769,660	0.60
Brecksville Corporate Center	2,096,080	0.45
FOGG - Snowville	1,959,020	0.42
Brecksville Shopping Center	1,870,960	0.41
Brecksville Land Development, LLC	1,664,010	0.36
Total	\$40,419,610	8.77 %
Total Real Property Assessed Valuation	\$460,952,210	

Source: Cuyahoga County Fiscal Officer

City of Brecksville, Ohio
Property Tax Levies And Collections
Last Ten Years

Year	Total Tax Levy	Current Tax Collections	Percent of Current Tax Collections To Tax Levy	Delinquent Tax Collections	Total Tax Collections (1)	Percent of Total Tax Collections To Tax Levy	Accumulated Outstanding Delinquent Taxes	Percentage of Delinquent Taxes to Total Tax Levy
2011	\$4,884,659	\$4,714,666	96.52%	\$143,718	\$4,858,384	99.46%	\$205,553	4.21%
2010	4,864,431	4,702,865	96.68	146,148	4,849,013	99.68	229,099	4.71
2009	5,179,840	5,013,860	96.80	113,222	5,127,082	98.98	263,979	5.10
2008	5,343,912	5,052,543	94.55	123,527	5,176,070	96.86	225,651	4.22
2007	5,471,368	5,218,601	95.38	122,322	5,340,923	97.62	246,600	4.51
2006	5,080,922	4,893,297	96.31	101,802	4,995,099	98.31	182,408	3.59
2005	5,186,465	4,835,607	93.24	112,123	4,947,730	95.40	162,105	3.13
2004	5,038,544	4,681,595	92.92	129,800	4,811,394	95.49	198,671	3.94
2003	4,845,764	4,480,297	92.46	132,706	4,613,003	95.20	204,120	4.21
2002	4,614,317	4,307,338	93.35	103,464	4,410,802	95.59	192,446	4.17

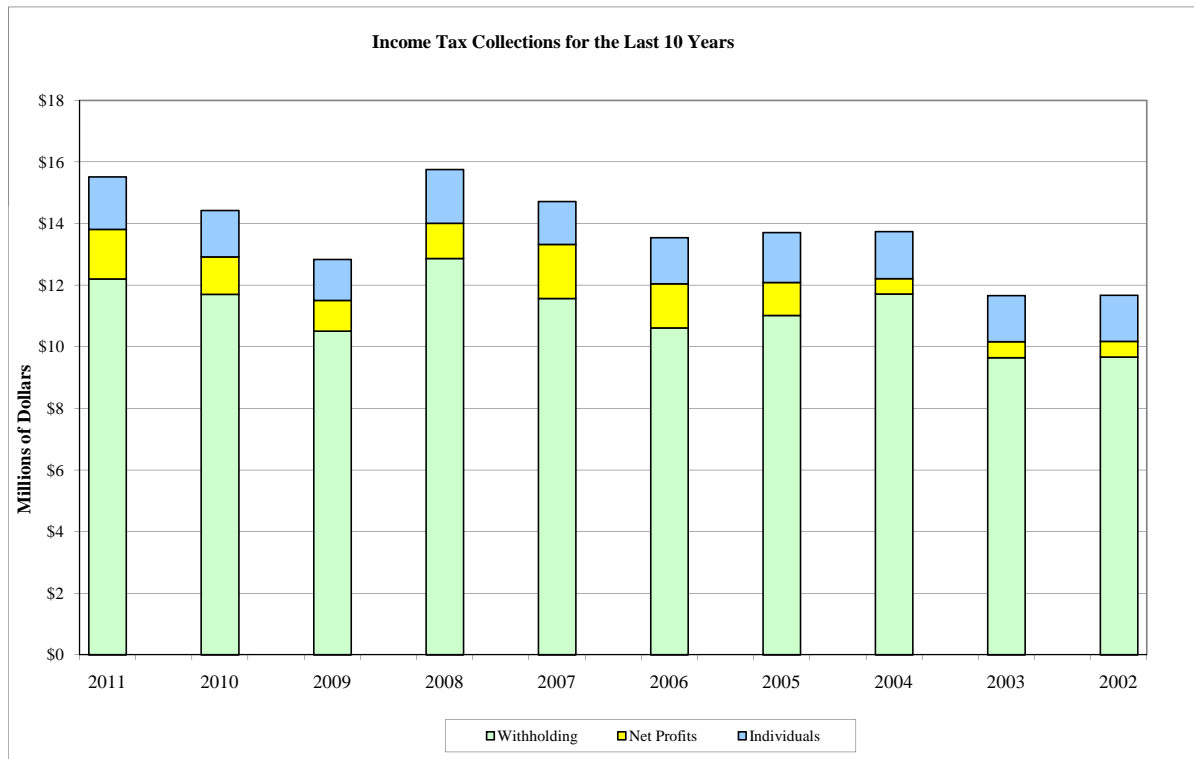
Source: Cuyahoga County, Ohio; County Fiscal Officer

(1) State reimbursement of rollback and homestead exemptions are included.

Note: The County does not identify delinquent collections by the year for which the tax was levied.

City of Brecksville, Ohio
Income Tax Revenue Base and Collections
(Modified Accrual Basis)
Last Ten Years

Tax Year	Tax Rate	Total Tax Collected	Taxes from Withholding	Percentage of Taxes from Withholding	Taxes From Net Profits	Percentage of Taxes from Net Profits	Taxes From Individuals	Percentage of Taxes from Individuals
2011	2.00%	\$15,526,409	\$12,209,968	78.64%	\$1,611,641	10.38%	\$1,704,800	10.98%
2010	2.00	14,425,759	11,705,203	81.14	1,220,691	8.46	1,499,864	10.40
2009	2.00	12,835,856	10,516,417	81.93	990,928	7.72	1,328,511	10.35
2008	2.00	15,763,909	12,869,655	81.64	1,141,307	7.24	1,752,947	11.12
2007	2.00	14,724,747	11,570,706	78.58	1,753,717	11.91	1,400,323	9.51
2006	2.00	13,551,132	10,615,957	78.34	1,435,065	10.59	1,500,110	11.07
2005	2.00	13,713,689	11,017,578	80.34	1,072,410	7.82	1,623,701	11.84
2004	2.00	13,747,033	11,715,222	85.22	505,891	3.68	1,525,921	11.10
2003	2.00	11,665,183	9,647,106	82.70	523,767	4.49	1,495,476	12.82
2002	2.00	11,672,006	9,670,257	82.85	507,732	4.35	1,494,017	12.80



City of Brecksville, Ohio
Income Tax Filers by Income Level
Tax Years 2010 and 2004

Tax Year 2010 (1)				
Income Range	Number of Filers	Percent of Filers	Taxable Income (2)	Percent of Taxable Income
Over \$100,000	1,770	32.72 %	\$405,884,559	75.52 %
75,001-100,000	547	10.11	47,442,674	8.83
50,001-75,000	642	11.87	39,762,226	7.40
25,001-50,000	783	14.47	29,352,258	5.46
Under 25,000	1,668	30.83	14,987,897	2.79
Total	5,410	100.00 %	\$537,429,614	100.00 %

Tax Year 2004 (3)				
Income Range	Number of Filers	Percent of Filers	Taxable Income (3)	Percent of Taxable Income
Over \$100,000	1,564	29.52 %	\$327,284,262	70.64 %
75,001-100,000	588	11.10	50,990,915	11.01
50,001-75,000	642	12.12	40,181,654	8.67
25,001-50,000	818	15.43	30,303,048	6.54
Under 25,000	1,687	31.83	14,520,398	3.14
Total	5,299	100.00 %	\$463,280,277	100.00 %

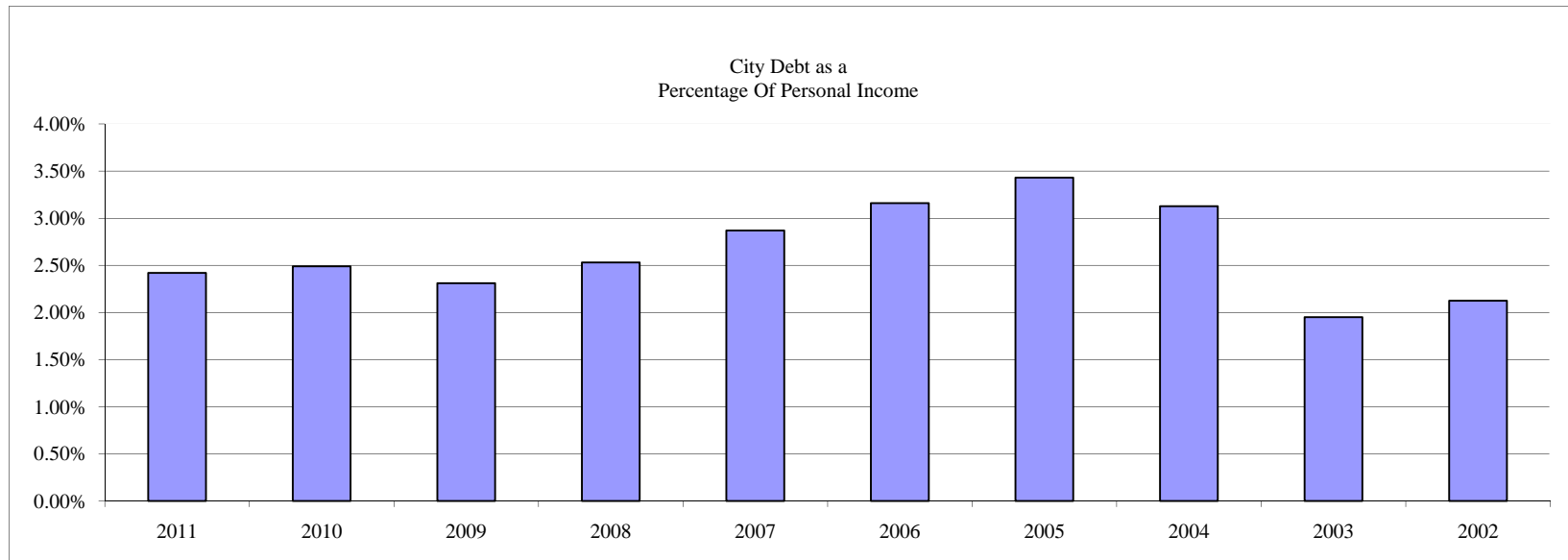
Source: Regional Income Tax Agency Data

- (1) Information for 2011 was not available
- (2) Taxable income of residents of the City
- (3) Information prior to 2004 was not available

City of Brecksville, Ohio
*Ratios of Outstanding Debt to
 Total Personal Income and Debt Per Capita
 Last Ten Years*

Year	General Obligation Bonds	Special Assessment Bonds	OPWC Loans	Notes Payable	Total	Total Personal Income (1)	Percentage Of Personal Income	Population (2)	Total Debt Per Capita
2011	\$7,854,564	\$2,851,828	\$493,759	\$0	\$11,200,151	\$565,836,360	1.98 %	13,656	\$820
2010	8,672,310	3,166,959	547,643	0	12,386,912	576,706,536	2.15	13,656	907
2009	9,465,056	3,467,090	601,527	0	13,533,673	585,948,239	2.31	13,875	975
2008	10,402,802	3,754,221	655,411	0	14,812,434	585,948,239	2.53	13,806	1,073
2007	11,875,548	4,169,352	709,295	0	16,754,195	583,783,744	2.87	13,806	1,214
2006	12,761,477	4,569,483	763,179	0	18,094,139	572,461,107	3.16	13,755	1,315
2005	13,615,307	4,929,614	651,478	0	19,196,399	559,584,836	3.43	13,661	1,405
2004	10,027,432	4,057,000	471,284	2,550,000	17,105,716	546,998,189	3.13	13,567	1,261
2003	4,491,102	4,417,000	516,454	1,000,000	10,424,556	534,694,651	1.95	13,474	774
2002	4,874,400	4,772,000	561,624	1,000,000	11,208,024	527,524,135	2.12	13,506	830

-520-



(1) Brecksville Finance Department estimates 2002-2010;
 U.S. Census Bureau 2010
 (2) Estimates 2002-2010; U.S. Census Bureau 2010

City of Brecksville, Ohio
*Ratio of General Obligation Bonded Debt to Estimated True
 Value of Taxable Property and Bonded Debt Per Capita
 Last Ten Years*

Year	General Obligation Bonds	Estimated True Value of Taxable Property	Ratio of Bonded Debt to Estimated True Value of Taxable Property	Bonded Debt per Capita
2011	\$7,854,564	\$1,668,895,730	0.47%	\$575
2010	8,672,310	1,662,997,521	0.52	635
2009	9,465,056	1,784,278,040	0.53	682
2008	10,402,802	1,851,206,913	0.56	753
2007	11,875,548	1,904,031,317	0.62	860
2006	12,761,477	1,749,541,073	0.73	928
2005	13,615,307	1,641,815,963	0.83	997
2004	10,027,432	1,608,358,646	0.62	739
2003	4,491,102	1,509,001,419	0.30	333
2002	4,874,400	1,461,684,266	0.33	360

City of Brecksville
*Computation of Direct and Overlapping
Debt Attributable to Governmental Activities
December 31, 2011*

	Debt Attributable to Governmental Activities	Percentage Applicable to City (1)	Amount of Direct and Overlapping Debt
Direct Debt:			
City of Brecksville			
General Obligation Bonds	\$7,854,564	100.00%	\$7,854,564
Special Assessment Bonds	2,851,828	100.00	2,851,828
OPWC Loans	493,759	100.00	493,759
Various Purpose Notes	0	100.00	0
Total Direct Debt	<u>11,200,151</u>		<u>11,200,151</u>
Overlapping Debt:			
Payable from Property Taxes:			
Cuyahoga County Bonds	298,113,842	2.00	5,974,154
Regional Transit Authority Bonds	142,080,000	2.00	2,847,260
Brecksville-Broadview Heights City School District Bonds	13,114,855	100.00	13,114,855
Payable from Other Sources:			
Cuyahoga County Bonds	298,113,842	1.99	5,932,465
Cuyahoga County Loans	8,310,000	1.99	165,369
Cuyahoga County Capital Leases	20,851,000	1.99	414,935
Regional Transit Authority Bonds	146,708,731	1.99	2,919,504
Regional Transit Authority Capital Lease	19,365,767	1.99	385,379
Brecksville-Broadview Heights City School District Notes	9,175,845	100.00	9,175,845
Total Overlapping Debt	<u>955,833,882</u>		<u>40,929,766</u>
Total Direct and Overlapping Debt	<u>\$967,034,033</u>		<u>\$52,129,917</u>

Source: Office of the Fiscal Officer, Cuyahoga County, Ohio

(1) Percentages were determined by dividing the assessed valuation of the overlapping government located within the boundaries of the City by the total assessed valuation of the government. The valuations used were for the 2011 collection year.

City of Brecksville, Ohio
Legal Debt Margin Information
Last Ten Years
(amounts expressed in thousands)

	2011	2010	2009	2008	2007	2006	2005	2004	2003	2002
Overall Debt Limitation (10.5% of Assessed Valuation)	\$62,348	\$62,107	\$64,272	\$64,691	\$67,033	\$62,799	\$60,398	\$59,252	\$55,543	\$53,827
Net Debt Within 10.5% Limitations	7,637	8,438	9,384	10,536	11,553	12,202	14,150	12,100	4,701	4,998
Overall Legal Debt Margin Within 10.5% Limitations	<u>\$54,711</u>	<u>\$53,669</u>	<u>\$54,888</u>	<u>\$54,155</u>	<u>\$55,480</u>	<u>\$50,597</u>	<u>\$46,248</u>	<u>\$47,152</u>	<u>\$50,842</u>	<u>\$48,829</u>
Total net debt applicable to the limit as a percentage of debt limit	12.25%	13.59%	14.60%	16.29%	17.23%	19.43%	23.43%	20.42%	8.46%	9.29%
Unvoted Debt Limitation (5.5% of Assessed Valuation)	\$32,658	\$32,532	\$33,666	\$33,886	\$35,113	\$32,895	\$31,637	\$31,037	\$29,094	\$28,195
Net Debt Within 5.5% Limitations	7,637	8,438	9,384	10,536	11,553	12,202	14,150	12,100	4,701	4,998
Unvoted Legal Debt Margin Within 5.5% Limitations	<u>\$25,021</u>	<u>\$24,094</u>	<u>\$24,282</u>	<u>\$23,350</u>	<u>\$23,560</u>	<u>\$20,693</u>	<u>\$17,487</u>	<u>\$18,937</u>	<u>\$24,393</u>	<u>\$23,197</u>
Total net debt applicable to the limit as a percentage of debt limit	23.38%	25.94%	27.87%	31.09%	32.90%	37.09%	44.73%	38.99%	16.16%	17.73%

Legal Debt Margin Calculation for Fiscal Year 2011

	Overall Margin Within 10.5%	Unvoted Margin Within 5.5%
Assessed property value	<u>\$593,789,830</u>	<u>\$593,789,830</u>
Overall Debt Limitation (percentage of assessed valuation)	\$62,347,932	\$32,658,441
Gross Indebtedness	13,578,759	13,578,759
Less: Various Purpose Notes	(2,500,000)	(2,500,000)
Special Assessment Bonds	(2,850,000)	(2,850,000)
OPWC Loans	(493,759)	(493,759)
General Obligation Bond Retirement Fund Balance	(97,700)	(97,700)
Net Debt Within Limitations	<u>\$7,637,300</u>	<u>\$7,637,300</u>
Legal Debt Margin Within Limitations	<u>\$54,710,632</u>	<u>\$25,021,141</u>

Note: Under State of Ohio finance law, the City of Brecksville's outstanding general obligation debt should not exceed 10.5 percent of total assessed property value. In addition, the outstanding general obligation debt net of voted debt should not exceed 5.5 percent of total assessed property value. By law, the general obligation debt subject to the limitation is offset by amounts set aside for repaying general obligation bonds.

City of Brecksville, Ohio
Demographic and Economic Statistics
Last Ten Years

Year	Population (1)	Total Personal Income (2)	Median Family Income (1)	Per Capita Income (1)	Unemployment Rate (3)		City Square Miles (4)
					Cuyahoga County	State of Ohio	
2011	13,656	\$565,836,360	\$92,088	\$41,435	7.1%	8.6%	19.57
2010	13,656	576,706,536	96,038	42,231	8.6	10.1	19.54
2009	13,875	585,948,239	97,415	42,231	9.0	10.2	19.54
2008	13,806	585,948,239	97,415	42,442	7.1	6.5	19.54
2007	13,806	583,783,744	97,055	42,285	6.1	5.6	19.54
2006	13,755	572,461,107	95,526	41,619	5.5	5.6	19.54
2005	13,661	559,584,836	94,022	40,963	5.9	5.9	19.54
2004	13,567	546,998,189	92,541	40,318	6.3	5.9	19.54
2003	13,474	534,694,651	91,084	39,683	6.2	6.1	19.54
2002	13,506	527,524,135	89,649	39,059	5.7	5.7	19.54

(1) Estimates 2002-2011; U.S. Census Bureau

(2) Brecksville Finance Department estimates 2002-2011;
U.S. Census Bureau.

(3) Ohio Bureau of Employment Services; U.S. Department of Labor, Bureau of
Labor Statistics; Unemployment rate for the City is unavailable.

(4) City Records

City of Brecksville, Ohio
Principal Employers
Current Year and Six Years Ago (1)

2011			
Employer	Nature of Activity	Employees	Percentage of Total City Employment
AT&T/ Ohio Bell	Communication Services	1,195	6.42 %
Defense Finance	Financial Services	1,111	5.96
PNC/National City Corporation	Banking Services	952	5.11
Lubrizol Corporation	Chemical Technology	834	4.48
First Energy/Illuminating Company	Electric Utility	444	2.39
Brecksville-Broadview Heights School	Public Education	420	2.26
House of LaRose	Beverage Distributor	328	1.76
Ryan Homes Incorporated	Construction	212	1.14
Curtiss-Wright Flow Control	Manufacturing	189	1.02
Cuyahoga Valley Joint Vocational School	Vocational Education	187	1.01
Total		<u>5,872</u>	<u>31.55 %</u>
Total Employment within the City		<u>18,612</u>	

2005			
Employer	Nature of Activity	Employees	Percentage of Total City Employment
Department of Veteran Affairs	Medical Center	1,326	9.85 %
Ameritech/SBC	Communication Services	877	6.51
National City Corporation	Banking Services	834	6.19
B.F. Goodrich Company	Chemical Firm	529	3.93
Brecksville-Broadview Heights School	Public Education	497	3.69
House of LaRose	Beverage Distribution	310	2.30
Curtiss-Wright Flow Control	Manufacturing	165	1.23
City of Brecksville	Municipal Government	141	1.05
Cuyahoga Valley Joint Vocational School	Vocational Education	133	0.99
Regional Income Tax Agency	Tax Collections	132	0.98
Total		<u>4,944</u>	<u>36.72 %</u>
Total Employment within the City		<u>13,463</u>	

Source: Regional Income Tax Agency and a survey conducted by the City.

(1) Information prior to 2005 is not available

City of Brecksville, Ohio
Full-Time Equivalent City Government Employees by Function/Program
Last Ten Years

Function/Program	2011	2010	2009	2008	2007	2006	2005	2004	2003	2002
General Government										
Council	4.5	4.5	4.5	4.5	4.5	8.0	8.0	8.0	8.0	8.0
Mayor	2.0	2.0	2.0	2.0	2.0	2.0	3.0	3.0	3.0	3.0
Finance	3.5	3.5	3.5	4.0	4.0	4.0	4.0	4.0	4.0	3.0
Income Tax	0.5	0.5	0.5	0.5	0.5	0.5	0.5	0.5	0.5	0.5
Purchasing	2.0	2.0	2.5	3.0	3.0	3.0	3.0	3.0	3.0	3.0
Legal	1.5	1.5	1.5	1.5	1.5	0.0	0.0	0.0	0.0	0.0
Mayor's Court	1.5	2.0	2.0	2.0	2.0	2.0	2.0	2.0	2.0	2.0
Technology	3.5	3.5	3.5	3.5	3.0	3.0	1.0	1.0	1.0	1.0
Engineering	1.0	1.0	1.0	2.0	2.0	2.0	2.0	0.0	0.0	0.0
Administrative Support	1.5	1.0	1.0	1.0	1.0	1.0	1.0	1.0	2.0	1.0
Public Safety										
Police	43.5	41.0	43.0	44.5	43.5	43.0	45.0	45.0	43.5	46.5
Fire	28.5	26.0	26.5	27.0	28.0	26.0	26.0	25.0	25.5	25.0
Recreational Activities										
Community Center	37.5	50.0	55.0	52.0	51.5	49.0	55.5	59.5	54.5	60.0
Senior/Community Services	7.5	7.5	9.5	9.5	9.0	8.0	4.0	4.0	4.0	4.0
Street Construction, Maintenance and Repair Service										
	48.0	43.5	47.0	44.0	48.0	59.5	60.5	61.0	62.0	63.0
Housing and Community Development										
Building Inspection	5.5	6.5	6.0	7.0	8.5	8.0	7.5	7.0	7.0	7.0
Basic Utility Services										
Housekeeping	12.0	11.5	12.0	13.5	13.5	11.0	10.0	9.5	8.0	0.0
Totals:	<u>204.0</u>	<u>207.5</u>	<u>221.0</u>	<u>221.5</u>	<u>225.5</u>	<u>230.0</u>	<u>233.0</u>	<u>233.5</u>	<u>228.0</u>	<u>227.0</u>

-526-

Method: Using 1.0 for each full-time employee and 0.50 for each part-time and seasonal employee as of December 31, 2011.

Source: Finance Department

City of Brecksville, Ohio
Capital Assets Statistics by Function/Program
Last Ten Years

Function/Program	2011	2010	2009	2008	2007	2006	2005	2004	2003	2002
General Government										
Building Department Vehicles	5	5	6	6	6	6	6	6	5	5
Other Department Vehicles	3	4	5	5	5	5	5	4	4	4
Police										
Stations	1	1	1	1	1	1	1	1	1	1
Square Footage of Building	6,577	6,577	6,577	6,577	6,577	6,577	6,577	6,577	6,577	6,577
Vehicles	22	23	23	22	22	22	22	22	22	20
Fire										
Stations	1	1	1	1	1	1	1	1	1	1
Square Footage of Building	17,674	17,674	17,674	17,674	17,674	17,674	17,674	17,674	17,674	10,544
Vehicles	15	14	13	12	12	12	13	12	12	12
Street Construction, Maintenance and Repair										
Streets (lane miles)	189	189	189	189	189	189	185	185	181	178
Urban Forestry Vehicles	3	3	3	3	3	3	3	3	4	2
Other Public Services Vehicles	54	54	53	54	54	54	54	51	49	49
Recreational Activities										
Recreation Center	1	1	1	1	1	1	1	1	1	1
Recreation Center Square Footage	65,000	65,000	65,000	65,000	65,000	65,000	49,000	49,000	49,000	49,000
Number of Parks	3	3	3	3	3	3	3	3	3	3
Number of Baseball Diamonds	10	10	10	10	10	10	10	10	10	10
Number of Playgrounds	8	8	8	8	8	8	8	8	8	8
Number of Tennis Courts	3	3	3	3	3	3	3	3	3	3
Number of Full Sized Soccer Fields	3	3	2	2	2	2	2	2	2	2
Vehicles	4	3	3	3	3	3	3	3	3	2
Housing and Community Development										
Human Services Center Square Footage	46,000	46,000	46,000	46,000	46,000	46,000	0	0	0	0
Vehicles	6	5	5	6	6	6	6	6	6	4

Source: Finance Department

City of Brecksville, Ohio
Operating Indicators by Function/Program
Last Ten Years

Function/Program	2011	2010	2009	2008	2007
Police:					
Police Expenditures (in thousands)	\$3,645	\$3,716	\$3,516	\$3,350	\$3,428
Total Arrests	3,036	3,658	3,181	3,542	3,526
Part One Offenses	85	80	85	83	67
OVI Arrests	56	47	39	64	55
Prisoners	901	908	1,258	1,235	1,086
Motor Vehicle Accidents	204	215	256	293	303
Calls for Service	15,174	14,701	14,302	16,603	15,669
Incidents per Citizen	1.1110	1.0770	1.0308	1.2030	1.1349
Cost per Citizen	\$266.92	\$272.08	\$253.41	\$242.67	\$248.32
Fire:					
Fire Expenditures (in thousands)	\$2,304	\$2,438	\$2,159	\$2,067	\$2,194
Emergency Responses	1,395	1,351	1,346	1,399	1,313
Fire Safety Inspections	284	404	249	410	276
Fire Protection Systems Inspected	59	35	49	58	47
Building Fire Protection Plans Reviewed	3	2	3	9	7
Percentage of Business Inspected	30%	36%	25%	39%	44%
Number of Community Programs	143	197	181	245	15
Emergency Responses per Citizen	0.1022	0.0989	0.0975	0.1013	0.0951
Cost per Citizen	\$168.72	\$178.53	\$155.60	\$149.72	\$158.91
Street Lights Expenditures (in thousands)	\$101	\$108	\$98	\$86	\$85
Cost per Acre of Streetlights	\$8.08	\$8.61	\$7.60	\$6.88	\$6.81
Public Health Services:					
Health Department (in thousands)	\$50	\$50	\$50	\$48	\$48
Health Cost per Citizen	\$3.62	\$3.62	\$3.57	\$3.49	\$3.49
Recreational Activities:					
Blossom Hill (in thousands)	\$254	\$253	\$305	\$271	\$280
Community Center (in thousands)	1,762	1,843	1,791	1,610	1,609
Total Leisure Service Cost (in thousands)	\$2,016	\$2,096	\$2,096	\$1,881	\$1,889
Cost per Citizen	\$147.61	\$153.48	\$151.03	\$136.26	\$136.85
Community Center Square Feet	65,000	65,000	65,000	65,000	65,000
Square Feet per Citizen	4.76	4.76	4.68	4.71	4.71
Total Recreational Revenue (in thousands)	\$1,008	\$972	\$894	\$1,039	\$928
Community Center Members	6,693	6,479	6,606	6,798	7,440
Total Participations	171,646	169,171	199,102	218,209	171,266
Participations of Members Over Age 60	N/A	N/A	N/A	N/A	N/A
Fitness Class Participations	20,754	21,584	21,624	24,107	21,779
Participations per Citizen	12.57	12.39	14.35	15.81	12.40
Cost per Participation	\$10.27	\$10.89	\$10.53	\$7.38	\$9.40
Revenue per Participation	\$5.87	\$5.74	\$4.49	\$4.76	\$5.42
Housing and Community Development:					
Human Services (in thousands)	\$696	\$676	\$720	\$701	\$659
Cost per Citizen	\$51.00	\$50.00	\$51.89	\$51.00	\$48.00
Human Services Square Feet	29,000	29,000	29,000	29,000	29,000
Square Feet per Citizen	24.21	25.55	26.34	31.80	31.80
Total Human Services Revenue (in thousands)	\$81	\$81	\$81	\$76	\$52
Human Services Members	1,198	1,135	1,101	714	912
Total Participations	38,553	37,663	46,272	36,946	32,542
Participations per Citizen	2.82	2.76	3.33	2.68	2.36
Cost per Participation	\$580.88	\$595.59	\$653.95	\$982.18	\$722.15

2006	2005	2004	2003	2002
\$3,321	\$2,970	\$3,021	\$2,919	\$2,609
4,499	4,171	4,275	4,567	4,443
71	72	79	105	93
44	55	71	86	69
1,033	923	888	932	840
326	344	325	272	217
15,433	16,668	17,271	18,225	17,557
1.1220	1.2202	1.2730	1.3526	1.2999
\$241.41	\$217.41	\$222.67	\$216.64	\$193.17
\$2,220	\$2,053	\$1,997	\$1,880	\$1,730
1,387	1,386	1,345	1,263	1,381
268	164	235	257	243
34	46	38	30	68
14	7	39	39	67
28%	28%	25%	26%	25%
15	11	10	10	7
0.1008	0.1015	0.0991	0.0937	0.1023
\$161.40	\$150.29	\$147.20	\$139.53	\$128.09
\$85	\$85	\$84	\$85	\$80
\$6.80	\$6.80	\$6.72	\$6.80	\$6.40
\$45	\$45	\$41	\$41	\$39
\$3.27	\$3.29	\$3.02	\$3.04	\$2.89
\$254	\$260	\$271	\$215	\$215
1,527	1,666	1,546	1,642	1,487
\$1,781	\$1,926	\$1,817	\$1,857	\$1,702
\$129.48	\$140.99	\$133.93	\$137.82	\$126.02
65,000	49,000	49,000	49,000	49,000
4.73	3.59	3.61	3.64	3.63
\$791	\$796	\$747	\$694	\$669
6,637	6,453	6,564	6,405	5,389
165,066	155,135	171,000	167,000	94,000
N/A	30,144	34,437	28,817	19,876
15,531	14,345	16,382	14,546	6,889
12.00	11.36	12.61	12.42	6.97
\$9.25	\$10.74	\$9.03	\$9.82	\$15.79
\$4.79	\$5.13	\$4.37	\$4.15	\$7.10
\$504	N/A	N/A	N/A	N/A
\$37.00	N/A	N/A	N/A	N/A
29,000	N/A	N/A	N/A	N/A
44.89	N/A	N/A	N/A	N/A
\$51	N/A	N/A	N/A	N/A
646	N/A	N/A	N/A	N/A
33,299	N/A	N/A	N/A	N/A
2.42	N/A	N/A	N/A	N/A
\$780.19	N/A	N/A	N/A	N/A

(continued)

City of Brecksville, Ohio
Operating Indicators by Function/Program (continued)
Last Ten Years

Function/Program	2011	2010	2009	2008	2007
Housing and Community Development:					
Planning and Zoning (in thousands)	\$5	\$5	\$4	\$13	\$8
Housing and Building Inspection (in thousands)	\$479	\$505	\$521	\$471	\$492
Cost per Citizen	\$35.00	\$37.00	\$37.84	\$35.00	\$36.00
Building Permits - Residential	845	895	882	742	1,077
Dollar Value of Permits (in thousands)	\$3,236	\$3,654	\$5,596	\$7,450	\$7,609
Building Permits - Commercial	244	207	137	205	126
Dollar Value of Permits (in thousands)	\$4,081	\$21,592	\$3,954	\$7,075	\$23,762
Engineering (in thousands)	\$339	\$241	\$256	\$178	\$152
Engineering Reviews					
New Topo Reviews	5	5	11	11	15
Revised Topo Reviews	8	8	13	23	28
Retaining Wall Reviews	5	39	15	9	32
Plat Reviews	3	6	16	9	3
Other Reviews	55	13	43	41	38
Builder Grades	5	9	15	17	66
Landscaping Grades	2	4	11	7	20
Total All Reviews	83	84	124	117	202
Number of Trees Planted	175	168	146	110	168
Number of Trees Removed	196	190	197	135	103
Cemetery Internments	48	43	41	46	60
Grave Purchases/Interment Payments (in thousands)	\$33	\$27	\$30	\$24	\$40
Street Construction, Maintenance and Repair:					
Street Maintenance (in thousands)	\$1,185	\$892	\$1,033	\$1,155	\$1,112
Snow and Ice Removal (in thousands)	\$157	\$220	\$175	\$208	\$175
Road Maintenance (man hours)	66,200	65,600	70,776	70,776	66,405
Streets (lane miles)	189	189	189	189	189
Cost per mile of street	\$7.10	\$5.88	\$7.21	\$7.21	\$6.81
Feet of street per capita	73.08	73.08	72.28	72.28	72.28
Asphalt Usage (in tons)	7,650	5,415	7,237	2,307	2,119
Asphalt Cost per ton	\$68.30	\$68.50	\$56.81	\$55.74	\$60.68
Salt Usage (in tons)	7,650	6,863	8,625	9,090	9,875
Concrete Used (in cubic yards)	44,438	3,945	1,941	1,941	1,172
Brush/Grass/Yard Waste Collected (in cubic yard)	3,094	2,354	2,409	2,729	2,120
Leaves Collected (in cubic yards)	6,333	6,411	7,722	5,926	6,953
General Government:					
Law (in thousands)	\$248	\$247	\$219	\$222	\$241
Cost per budget dollar	\$0.0071	\$0.0069	\$0.0054	\$0.0052	\$0.0058
Finance (in thousands)	\$308	\$325	\$342	\$299	\$292
Cost per budget dollar	\$0.0088	\$0.0090	\$0.0085	\$0.0071	\$0.0070
Purchasing (in thousands)	\$165	\$169	\$227	\$201	\$198
Cost per employee	\$706.21	\$724.63	\$1,027.15	\$861.07	\$847.97
Lands and Buildings (in thousands)	\$563	\$602	\$785	\$767	\$769
Cost per citizen	\$41.23	\$44.06	\$56.58	\$55.57	\$55.70
Mayor's Office (in thousands)	\$233	\$218	\$217	\$231	\$206
Council (in thousands)	\$248	\$238	\$234	\$229	\$230

Source: Finance Department

2006	2005	2004	2003	2002
\$9	\$15	\$16	\$7	\$11
\$473	\$487	\$496	\$463	\$480
\$35.00	\$37.00	\$38.00	\$35.00	\$36.00
981	1,095	926	843	957
\$12,371	\$19,823	\$17,508	\$19,503	\$17,094
124	104	157	232	160
\$4,212	\$7,461	\$19,572	\$25,600	\$4,054
\$129	\$114	N/A	N/A	N/A
29	39	N/A	N/A	N/A
46	40	N/A	N/A	N/A
12	0	N/A	N/A	N/A
0	11	N/A	N/A	N/A
41	0	N/A	N/A	N/A
31	0	N/A	N/A	N/A
11	0	N/A	N/A	N/A
170	90	N/A	N/A	N/A
278	73	231	294	593
102	157	166	106	42
68	58	38	50	41
\$37	\$38	\$30	\$90	\$19
\$1,115	\$1,070	\$1,086	\$1,053	\$967
\$70	\$229	\$181	\$172	\$76
63,460	74,505	71,160	72,481	68,706
189	185	185	181	178
\$6.27	\$7.02	\$6.85	\$6.77	\$5.86
72.55	71.51	72.00	70.93	69.59
4,526	4,000	3,188	3,949	2,050
\$52.02	\$52.02	\$51.00	\$51.50	\$50.00
4,255	9,770	5,809	9,168	11,263
1,600	1,205	1,246	2,400	1,939
2,717	3,269	3,240	3,497	2,213
6,145	5,721	5,934	4,920	5,306
\$208	\$205	\$203	\$188	\$177
\$0.0060	\$0.0058	\$0.0049	\$0.0045	\$0.0036
\$285	\$282	\$280	\$281	\$202
\$0.0083	\$0.0080	\$0.0067	\$0.0067	\$0.0042
\$191	\$179	\$183	\$178	\$197
\$817.99	\$766.60	\$879.81	\$784.14	\$864.04
\$777	\$732	\$808	\$862	\$1,002
\$56.49	\$53.58	\$59.56	\$63.98	\$74.19
\$210	\$227	\$186	\$220	\$216
\$212	\$204	\$200	\$185	\$172

This Page Intentionally Left Blank.



Anheuser Busch Clydesdales – One of the featured entries of our Bicentennial parade



This page intentionally left blank.



Dave Yost • Auditor of State

CITY OF BRECKVILLE

CUYAHOGA COUNTY

CLERK'S CERTIFICATION

This is a true and correct copy of the report which is required to be filed in the Office of the Auditor of State pursuant to Section 117.26, Revised Code, and which is filed in Columbus, Ohio.

Susan Babbitt

CLERK OF THE BUREAU

CERTIFIED
JULY 03, 2012