



Dave Yost • Auditor of State



**CITY OF NORTH RIDGEVILLE  
LORAIN COUNTY**

**TABLE OF CONTENTS**

<b>TITLE</b>	<b>PAGE</b>
<hr/>	
Independent Accountants' Report on Internal Control Over Financial Reporting and on Compliance and Other Matters Required by <i>Government Auditing Standards</i> .....	1

**This page intentionally left blank.**



# Dave Yost • Auditor of State

## INDEPENDENT ACCOUNTANTS' REPORT ON INTERNAL CONTROL OVER FINANCIAL REPORTING AND ON COMPLIANCE AND OTHER MATTERS REQUIRED BY GOVERNMENT AUDITING STANDARDS

City of North Ridgeville  
Lorain County  
7307 Avon Belden Road  
North Ridgeville, Ohio 44039

To the Members of Council:

We have audited the financial statements of the governmental activities, the business-type activities, each major fund, and the aggregate remaining fund information of the City of North Ridgeville, Lorain County, (the City) as of and for the year ended December 31, 2011, which collectively comprise the City's basic financial statements and have issued our report thereon dated June 27, 2012, wherein we noted the City implemented Governmental Accounting Standards Board Statement No. 54, "Fund Balance Reporting and Governmental Fund Type Definitions," and restated the December 31, 2010 fund balances of the Governmental Funds due to a change in fund structure. In addition, the City amended the opening balance of net assets to more accurately reflect its collection of estimated income tax payments received, and accordingly the estimate of the municipal income taxes receivable applicable to the Statement of Net Assets was restated at December 31, 2010. We conducted our audit in accordance with auditing standards generally accepted in the United States of America and the standards applicable to financial audits contained in the Comptroller General of the United States' *Government Auditing Standards*.

### Internal Control Over Financial Reporting

In planning and performing our audit, we considered the City's internal control over financial reporting as a basis for designing our audit procedures for the purpose of expressing our opinions on the financial statements, but not for the purpose of opining on the effectiveness of the City's internal control over financial reporting. Accordingly, we have not opined on the effectiveness of the City's internal control over financial reporting.

A *deficiency in internal control* exists when the design or operation of a control does not allow management or employees, when performing their assigned functions, to prevent, or detect and timely correct misstatements. A *material weakness* is a deficiency, or combination of internal control deficiencies resulting in more than a reasonable possibility that a material misstatement of the City's financial statements will not be prevented, or detected and timely corrected.

Our consideration of internal control over financial reporting was for the limited purpose described in the first paragraph of this section and was not designed to identify all deficiencies in internal control over financial reporting that might be deficiencies, significant deficiencies or material weaknesses. We did not identify any deficiencies in internal control over financial reporting that we consider material weaknesses, as defined above.

### **Compliance and Other Matters**

As part of reasonably assuring whether the City's financial statements are free of material misstatement, we tested its compliance with certain provisions of laws, regulations, contracts, and grant agreements, noncompliance with which could directly and materially affect the determination of financial statement amounts. However, providing an opinion on compliance with those provisions was not an objective of our audit and accordingly, we do not express an opinion. The results of our tests disclosed no instances of noncompliance or other matters we must report under *Government Auditing Standards*.

We did note certain matters not requiring inclusion in this report that we reported to the City's management in a separate letter dated June 27, 2012.

We intend this report solely for the information and use of management, City Council, and others within the City. We intend it for no one other than these specified parties.

A handwritten signature in black ink that reads "Dave Yost". The signature is written in a cursive style with a large, looping initial "D".

**Dave Yost**  
Auditor of State

June 27, 2012

# City of North Ridgeville, Ohio



**Comprehensive Annual Financial Report  
For the Year Ended December 31, 2011**

Back of cover.



**CITY OF NORTH RIDGEVILLE, OHIO**  
**COMPREHENSIVE ANNUAL FINANCIAL REPORT**  
**FOR THE YEAR ENDED DECEMBER 31, 2011**

Prepared By:  
Office of the Auditor

Chris S. Costin, CPA, CGFM  
Auditor

Teresa A. Machovina  
Deputy Auditor

## **TABLE OF CONTENTS**

	<u>Page</u>
<b>INTRODUCTORY SECTION</b>	
Title Page	i
Table of Contents	ii
Letter of Transmittal	v
Principal City Officials	xii
Organization Chart	xiii
GFOA Certificate of Achievement	xiv
<b>FINANCIAL SECTION</b>	
Independent Accountants' Report	1
Management's Discussion and Analysis	3
Basic Financial Statements	
Government-wide Financial Statements:	
Statement of Net Assets	15
Statement of Activities	16
Fund Financial Statements	
Balance Sheet - Governmental Funds	18
Reconciliation of Total Governmental Fund Balances to Net Assets of Governmental Activities	19
Statement of Revenues, Expenditures and Changes in Fund Balances - Governmental Funds	20
Reconciliation of the Statement of Revenues, Expenditures and Changes in Fund Balances of Governmental Funds to the Statement of Activities	21
Statement of Revenues, Expenditures and Changes in Fund Balances Budget (Non-GAAP Budgetary Basis) and Actual - General Fund	22
Statement of Fund Net Assets - Proprietary Funds	23
Statement of Revenues, Expenses and Changes in Fund Net Assets - Proprietary Funds	24
Statement of Cash Flows - Proprietary Funds	25
Statement of Fiduciary Assets and Liabilities	27
Notes to the Basic Financial Statements	29
Combining Statements and Nonmajor Fund Schedules:	
Combining Statements - Nonmajor Governmental Funds	
Fund Descriptions	60
Combining Balance Sheet - Nonmajor Governmental Funds	62
Combining Statement of Revenues, Expenditures and Changes in Fund Balances - Nonmajor Governmental Funds	63
Combining Balance Sheet - Nonmajor Special Revenue Funds	64
Combining Statement of Revenues, Expenditures and Changes in Fund Balances - Nonmajor Special Revenue Funds	68
Combining Balance Sheet - Nonmajor Debt Service Funds	72
Combining Statement of Revenues, Expenditures and Changes in Fund Balances - Nonmajor Debt Service Funds	73
Balance Sheet - Nonmajor Capital Projects Fund	74
Statement of Revenues, Expenditures and Changes in Fund Balances - Nonmajor Capital Projects Fund	75

**TABLE OF CONTENTS (continued)**

	<u>Page</u>
Combining Statements - Agency Funds	
Fund Descriptions	77
Combining Statement of Assets and Liabilities - Agency Funds	78
Combining Statement of Changes in Assets and Liabilities - Agency Funds	80
Individual Fund Schedules of Revenues, Expenditures/Expenses and Changes in Fund Balances - Budget (Non-GAAP Budgetary Basis) and Actual	
Major Funds	
General Fund	83
Capital Projects Fund	87
Water Fund	88
Sewer Fund	89
Nonmajor Funds	
Income Tax Fund	90
Street Construction, Maintenance and Repair Fund (SCMR)	91
State Highway Fund	92
Motor Vehicle License Tax Fund	93
Street Levy Fund	94
Surface Drainage Fund	95
Police Levy Fund	96
Police Pension Fund	97
Law Enforcement Trust Fund	98
Local Law Enforcement Assistance Fund	99
Drug Law Enforcement Trust Fund	100
DUI Enforcement and Education Trust Fund	101
Clerk of Courts Computer Service Fund	102
Court Computerization Fund	103
Fire Levy Fund	104
Fire Pension Fund	105
Paramedic Levy Fund	106
Ambulance Fund	107
State and Other Grants Fund	108
Federal Grants Fund	109
Cemetery Fund	110
Park and Recreation Trust Fund	111
Park and Recreation Improvement Fund	112
Senior Citizens Title III Fund	113
Solid Waste Management Fund	114
General Obligation Bond Retirement Fund	115
Special Assessment Bond Retirement Fund	116
Issue II Fund	117
Self-Insurance Fund	118

**TABLE OF CONTENTS (continued)****STATISTICAL SECTION**Page

Narrative	S 1
Financial Trends	
Net Assets by Component	S 2
Expenses and Program Revenues	S 4
Net (Expense) / Revenue, General Revenues and Total Change in Net Assets	S 6
Program Revenues by Function / Program	S 8
Governmental Funds Fund Balances	S 10
Governmental Funds Fund Balances	S 12
Governmental Fund Type - Revenues by Source	S 14
Governmental Fund Type - Expenditures by Function	S 16
Other Financing Sources and Uses and Net Change in Fund Balances - Governmental Funds	S 18
Revenue Capacity	
Assessed and Estimated Actual Value of Taxable Property	S 20
Property Tax Rates - Direct and Overlapping Governments	S 22
Principal Taxpayers - Real Property Taxpayers	S 24
Principal Taxpayers - Public Utility	S 25
Property Tax Levies and Collections (Real and Public Utilities)	S 26
City Income Tax Collections	S 27
Debt Capacity	
Ratio of Outstanding Debt by Type	S 29
Ratio of Net General Obligation Bond Debt to Assessed Value and Net General Obligation Bonded Debt per Capita	S 30
Direct and Overlapping Governmental Activities Debt	S 31
Computation of Legal Debt Margin	S 32
Pledged Revenue Coverage	S 34
Demographic and Economic Information	
Demographic Statistics	S 35
Principal Employers	S 36
Operating Information	
Full-time Equivalent City Government Employees by Function	S 38
Operating Indicators by Function / Program	S 40
Capital Asset Statistics by Function / Program	S 42



# THE CITY OF NORTH RIDGEVILLE

7307 AVON BELDEN ROAD, NORTH RIDGEVILLE, OHIO 44039

TELEPHONE: (440) 353-0851 FAX: (440) 353-1542

## Auditor's Office



Members of City Council and  
Citizens of North Ridgeville  
North Ridgeville, Ohio

We are pleased to submit this Comprehensive Annual Financial Report (CAFR) of the City of North Ridgeville, Ohio for its fiscal year ended December 31, 2011. Responsibility for both the accuracy of the data and the completeness and fairness of the presentation including all disclosures rests with the City. To the best of our knowledge and belief, the enclosed data are accurate in all material respects and are reported in a manner that presents fairly the financial position and results of operations of the City. All disclosures necessary to enable the reader to gain an understanding of the City's financial activities have been included.

### Independent Audit

The City's financial statements for the year ended December 31, 2011 were examined by independent auditor **Dave Yost, Auditor of State of Ohio**. The Independent Accountants' Report on the basic financial statements is included in the Financial Section of this report.

### Reporting Entity

For financial reporting purposes, the City includes all funds that comprise the primary government and all agencies, boards and commissions for which the City is financially accountable and component units. Component units are legally separate organizations for which the City is financially accountable. The City is financially accountable for an organization if the organization is fiscally dependent on the City or if the City appoints a majority of the organization's governing board and 1) it is able to impose its will on the organization or 2) there is a potential for the organization to provide specific financial benefits or impose specific financial burdens on the City. The City has no component units.

## **CITY PROFILE**

### **The City**

The City of North Ridgeville is located in Lorain County in north central Ohio, approximately twenty miles southwest of the City of Cleveland and approximately ten miles southeast of the City of Lorain. The City's area is approximately 25 square miles. The City's population was 29,465 according to the 2010 Federal census, which is the third largest in Lorain County. The City is in the Cleveland-Elyria-Mentor Metropolitan Statistical Area (MSA) and the Cleveland-Akron-Elyria Combined Statistical Area (CSA).

The City is provided with banking and financial services by eight local commercial banks and savings and loan associations, operating a total of eight offices within the City. Three daily and two weekly newspapers serve the City. The City is within the broadcast area of seven television stations and approximately thirty-one AM and FM radio stations. Multi-channel cable TV service, including educational, governmental and public access channels is provided by Time Warner Cable.

Within commuting distance are several public and private two-year and four-year colleges and universities, including Cleveland State University, University of Akron, and Kent State University (three of Ohio's twelve state universities), Lorain County Community College, Cuyahoga Community College, Oberlin College (located in the County), Baldwin Wallace College, John Carroll University and Case Western Reserve University.

The City is served by four acute-care hospitals, located in the cities of Lorain, Elyria, Westlake, and Fairview Park within a ten mile radius of the City. A Medivac unit, providing emergency medical services, operates at the Lorain County Regional Airport and a heliport has been built adjacent to Community Health Partners (Health Center) in Lorain to provide for emergency transportation of patients by helicopter.

The City owns and operates five parks covering 118 acres and provides recreational facilities including basketball, volleyball and tennis courts, baseball / softball fields, soccer fields, picnic areas and a stocked fishing lake. An additional 66 acres has been leased for private use as a sports park. In addition, the City is within the Lorain County Metropolitan Park District, created to preserve natural resources and provide park and recreation facilities within the County. The Park District's Sandy Ridge Reservation, which is located within the City, consists of 310 acres of wildlife preservation with small ponds, a trail complete with information signs, observation mound, playground, educational center and picnic area.

### **City Government**

The City of North Ridgeville was founded in 1810, incorporated as a village in 1958 and became a city in 1960.

The City operates under and is governed by its Charter, first adopted by voters in 1961 and which has been and may be amended by the voters from time to time. The City is also subject to some general laws applicable to all cities. Under the Ohio Constitution, the City may exercise all powers of local self-government and police powers to the extent not in conflict with applicable laws. The Charter provides for a Mayor-Council form of government.

Legislative authority is vested in a seven-member Council, of whom three are elected at-large and four are elected from wards, all for four-year terms. The Council fixes compensation of City officials and employees, and enacts ordinances and resolutions relating to the City services, tax levies, appropriating and borrowing money, licensing and regulating businesses and trades, and other municipal purposes. The presiding officer is the President of Council, who is elected by the Council from the at-large members for a two-year term.

The City's chief executive and administrative officer is the Mayor, who is elected by the voters for a four-year term. The Mayor appoints the directors of most City departments, subject to the approval of a majority of all the members of Council. The major appointed officials are the Directors of Law, Safety-Service and the Treasurer. The Mayor also appoints members to a number of boards and commissions, and appoints and removes, in accordance with civil service requirements, all appointed officers and employees.

The Auditor, who is the City's chief fiscal officer, and the Clerk of Council are appointed by Council. The Auditor is appointed to a two-year term, subject to removal by a majority of all of the members elected to Council. The Clerk of Council serves at the pleasure of Council.

All elected officials, except the Mayor, serve part-time.

The City provides a full range of municipal services. These include police, fire, emergency rescue, parks and recreation, water and sewer utility, planning, zoning, general administrative services, and a Mayor's court.

## **CITY ECONOMIC CONDITION**

### **Local Economy and Outlook**

The City is primarily a residential and agricultural area with many residents commuting daily to work in the City of Cleveland and other areas in Lorain County and adjacent Cuyahoga County. Approximately one fourth of the land in the City is undeveloped or used for agricultural purposes. Because of its location adjacent to the substantially fully developed Cities of Westlake and North Olmsted and access to I-80, I-90, I-480 and State Route 10, and close proximity to Cleveland Hopkins International Airport, new residential, commercial, light industrial and warehousing development is expected to continue within the next several years.

Because the City has a diverse workforce and is not reliant on any concentration of industry, it has been able to weather the recent economic downturn without curtailing basic services. The City's major sources of revenues are municipal income taxes, property taxes and intergovernmental revenues consisting of state shared taxes and grants. Over the past ten years, the City has been one of the fastest growing residential communities in the State of Ohio. In 2009, the City completed an update of its comprehensive master plan that identifies areas for residential, commercial, industrial and governmental development and infrastructure improvements to encourage and accommodate responsible and orderly development.

In recent years, the City has constructed a two million gallon water tower and acquired additional water capacity from the City of Avon Lake with the installation of new water mains through the eastern and most recently, western portion of the City. The City believes that all of its foreseeable needs for waterworks system capacity to support development in the City have been met. In 2004, the City completed a major expansion of its French Creek Wastewater Treatment Plant to meet the anticipated needs of the City and the adjacent City of Avon and Village of Sheffield, which the plant also serves. The City also completed construction of an interceptor trunk sanitary sewer line to service the underdeveloped western area of the City. Infrastructure is now in place to allow further residential and commercial development on the City's westside.

To attract commercial developments, the City has established an enterprise zone (coterminous with the City) and a community reinvestment area. Under its enterprise zone program and policy, the City offers businesses abatements of up to 100% of real property taxes on new property added to the tax duplicate, for a period of up to ten years. The amounts, types and duration of the actual abatements offered by the City under this program are a function of the size of the proposed development and the number of jobs created. Under its community reinvestment zone program and policy, the City offers an abatement of real property taxes on new property added to the tax duplicate, for a period of up to 15 years.

Five separate industrial parks are under development in the City. The largest of these is Taylor Woods Industrial Park, which includes facilities of Invacare Corp. (a manufacturer of wheelchairs), Beckett Gas, Inc. (a manufacturer of gas burners), and Beckett Air, Inc. (a manufacturer of blower parts). The newest of these is Bliss Industrial Park, which includes JBC Technology Incorporated (a manufacturer of seals and gaskets). Building permits were issued in 2011 for commercial buildings and improvements with an estimated value of \$ 18,480,842. The City expects commercial development to expand as the result of its infrastructure improvements completed in recent years, access to Interstate highways and close proximity to Cleveland Hopkins International Airport.

Residential development continues within the City. In various stages of planning and construction in the western half of the City are two planned community developments: Waterbury, a 640 acre development representing approximately 2,000 residential units, and Meadow Lakes, a 570 acre development representing approximately 1,900 residential units. Other developments in the western area include the subdivisions of Avalon, Hampton Place, Hartford Oval, Stone Creek, Cypress Station and Timber Ridge, which together, represent approximately 950 homes. Elsewhere in the City, Ridgefield Homes, an upscale development represents approximately 1,000 homes, about two-thirds complete. Several other smaller subdivisions remain under development throughout the City. The City's Building Department reflects approximately 3,200 residential units projected to be constructed within the various developments. Building permits were issued in 2011 for new residential units with an estimated value of \$ 23,692,091.

In 2011, the Lorain County Community College began construction of a three story 47,000 square feet education center in the City as part of its University Partnership Program.

As the economy continues its recovery, the City believes its infrastructure and planning are in place to allow it to remain one of the fastest growing communities in Northeast Ohio.

## **Long-term Planning**

Long-term financial planning is performed on a departmental basis and incorporated as a part of the annual appropriation process.

Operating costs are forecast for governmental operations on a five-year basis for the following reason. Property tax collections are the second highest source of general revenue to the City. The City's voted property tax levies are limited to five years in duration and must be "renewed" or "replaced" by voter approval upon expiration. Property tax levies are voted on at a specific millage rate. Ohio House Bill 920, in effect since 1976, removed the inflationary revenue growth resulting from increased property valuation by requiring annually, a decrease in the millage rate proportional to the increase in property valuation. As a result, the amount of annual tax collections generated by the levy remains approximately the same for the five-year period based on the annually determined "effective tax rate". Upon expiration of each levy, the City must seek voter approval to "renew" or "replace" each levy. A renewal levy results in the continuation of tax collections at the effective rate based on the property tax valuation when the original levy was first passed, resulting in the same annual tax collections as the previous five years. A "replacement" levy results in the original tax rate applied to the current property valuation, which results in additional tax revenue based on the updated most recent valuation. The City's policy in recent years has been to seek "replacement" levies, which have been supported by the voters. Accordingly, in the initial years following passage, levy monies are allowed to accumulate for use in the later years when increasing operating costs exceed the tax levy revenue collected.

Capital asset budgets for governmental operations are maintained by the departments, and capital asset replacements are planned as part of the City's annual appropriation process. Annually, 15% of net municipal income tax collections, after deducting tax department operating costs, are earmarked for transfer to the City's Capital Projects Fund for the acquisition of capital outlay and payment of debt service related thereto.

Operating costs and capital outlay related to the City's enterprise operations consisting of water and sanitary sewer are paid from user fees and tap-in charges, as applicable. Historically, the City's water and sanitary sewer operations have been self-sufficient. The City obtains independent rate studies periodically and adjusts user fees as needed. Recent rate studies have resulted in water and sanitary sewer user rate increases.

## **Major Initiatives**

### **Police Department**

The Police Department provides basic and enhanced law enforcement services to this growing community with a compliment of forty four full-time and nine part time officers and staff. Police services include directed patrol, selective traffic patrol, School Resource Officer, bicycle patrol, motorcycle units, K-9 units, detective bureau, Safetyville Officers, and animal control units. In a cooperative effort the department has joined with other law enforcement agencies and has members participating in the Lorain County SWAT and bomb squads, Lorain County Drug Task Force, U.S. Marshal's Fugitive Task Force, Lorain County Community College Police Academy staff, and the Cuyahoga County Critical Incident Response Team. In 2011, the department responded to over 38,000 calls for service and assistance.

### **Fire Department**

The Fire Department provides advanced life-support paramedic service and fire protection on a twenty-four hour basis with a full time staff of thirty-seven including thirty-three fire suppression personnel who are state certified paramedics. The Department maintains a dive rescue team, fire investigator, and is a member of the Lorain County Technical Rescue Team, which provides various technical rescue assistance throughout Lorain County. The Department maintains an aggressive fire prevention program that educates students, conducts fire safety inspections and provides CPR classes to residents and businesses. Additionally, the Department provides fire extinguisher training. In 2011, the Department responded to 2,369 medical emergencies and 577 fire calls. The Department is a member of WESTCOM, a regional dispatch center which provides mutual aid emergency support services to the City from various surrounding cities. The Department is involved in various safety inspections and prevention programs. The Department maintains an ISO Public Protection Classification (PPC) of #4 for its fire suppression services.



### **Building Department**

The Building Department staffs five full-time building inspectors, two part-time building inspectors and two secretaries under the direction of the Chief Building Official. The City maintains an ISO (Insurance Service Office) building code rating of #5 for residential and #4 for commercial property owners. The Department continually strives to maintain or improve the City's ISO ratings to minimize the insurance cost of its citizens. During 2011, building permits were issued for 180 residential dwellings and 8 commercial buildings. For 2012, the Department will implement a wireless communications system to improve efficiencies by providing access to plans and inspection reports to field personnel electronically.

### **Engineering Department**

The Engineering Department consists of seven full-time staff. In 2011, the Department's services included engineering review for 10 commercial projects, and six residential subdivisions to provide an additional 225 residential lots receiving preliminary or final approval at various locations throughout the City. The Department continues enhancements of its Geographic Information System for the City's infrastructure systems including, storm sewer, sanitary sewer, waterways, contouring, zoning and soil conditions.

### **Utilities Department**

The Utilities Department serviced over 12,100 water, sewer and sanitation accounts in 2011 with its utilities office staff of four full-time employees. The City is reaping the benefits of its recently completed water meter replacement program that replaced all meters in the City with the latest, state of the art "automatic meter reading" system which, in addition to providing contemporaneous "read" information transmitted directly to the utility department computers, can identify potential water leaks, broken and vandalized meters, greatly enhancing customer service. In 2011, the City implemented a City-wide recycling program which provided color coordinated wheel cart receptacles to its residents.

### **French Creek Wastewater Treatment Plant**

The City's French Creek Wastewater Treatment Plant services the City, the City of Avon and the Village of Sheffield. The Plant's staff consists of twenty-two full-time employees. In 2004, the City completed expansion and upgrade of the plant which increased its capacity by fifty percent to 11.25 MGD. The land and plant facilities were originally designed to accommodate a 33 MGD treatment facility to be constructed in four phases, as the served communities continue to grow. In 2011, the City entered into a contract with Quasar Energy Group to construct an anaerobic digestion sludge treatment system. When completed in late 2012 or early 2013, the digester will be capable of treating sludge with high volatile organic content to produce renewable energy gas which will be converted to electrical energy used to operate the plant. Adaption of this process should result in significant cost savings to the City.

### **Parks and Recreation**

The Parks and Recreation Department provides affordable programs and services for residents that include leisure activities, special events, cultural enrichment and education. The City's park system includes South Central park, a 30 acre woodland park with a fishing lake; state-of-the-art splash pad, pavilions, and an array of sport amenities; Shady Drive Complex, a 59 acre baseball/softball complex; Frontier Park, a 13 acre football complex; and Root Road Soccer Complex, a 12 acre soccer complex. The Department has expanded group fitness and exercise classes in conjunction with wellness seminars. Recently, the Department implemented a web-based recreation management software to improve efficiency and provide internet access to the community, including program tracking and online registration, which has resulted in increased program participation. The Department recently contracted with an outside consultant to prepare a comprehensive master plan to include optimum use of facilities and future planning recommendations.

## **Office of Older Adults**

The North Ridgeville Senior Center (Office of Older Adults) is a multi-functioning center that strives to keep older adults independent and in their homes as long as possible with assistance through its transportation, socialization, health assistance, supportive services and snow plowing programs. The Center provides nutritional meals to homebound seniors through its Meals-on-Wheels program for the City and surrounding townships, and provides transportation services for doctor appointments, grocery shopping, and other special trips. Help clinics and screenings are provided at no charge for various health matters including hearing, blood pressure, glucose/cholesterol, and memory testing. The Senior Center provides a "CareCall" program consisting of an automated telephone service to communicate with seniors and other needy citizens on a daily basis. Other services include recreational programs, CPR classes, flu shots and periodic outings. Activities at the Center include bingo, line-dancing, yoga and numerous other fun and fellowship events. The Office continues to explore and enhance its programs and activities for the seniors of the City. In 2012, the Center will offer AARP driver safety classes and various new activities.

## **Financial Information**

### **Internal Control**

Management of the City is responsible for establishing and maintaining an internal control structure designed to ensure that the assets of the government are protected from loss, theft or misuse and to ensure that adequate accounting data is compiled to allow for the preparation of financial statements in conformity with generally accepted accounting principles. The internal control structure is designed to provide reasonable, but not absolute, assurance that these objectives are met. The concept of reasonable assurance recognizes that 1) the cost of a control should not exceed the benefits likely to be derived, and 2) the valuation of costs and benefits requires estimates and judgments by management. We believe that the City's system of internal control is adequate to safeguard assets and provide reasonable assurance of proper recording of transactions.

### **Basis of Accounting**

The City prepares its annual financial statements under the reporting model required by Government Accounting Standards Board Statement No. 34 (GASB 34), "Basic Financial Statements and Management's Discussion and Analysis for State and Local Governments". Under GASB 34, the basic financial statements consist of:

**Government-wide financial statements** - These statements are prepared on an accrual basis of accounting, which is similar to the basis of accounting followed by many businesses. The government-wide statements distinguish between those activities of the City that are governmental and those that are considered business-type activities.

**Fund financial statements** - These statements present information for individual major funds rather than by fund type. Nonmajor funds are combined and presented in total in one column. Governmental funds use the modified accrual basis of accounting and include reconciliation to the governmental activities accrual information presented in the governmental-wide financial statements. Proprietary and fiduciary funds use the accrual basis of accounting.

**Statements of budgetary comparisons** - These statements present comparison of actual information to the legally adopted budget. The budgetary basis, as provided by Ohio law, is on the basis of cash receipts, disbursements and encumbrances.

For a more detailed description, see the Management's Discussion and Analysis and the Notes to the Basic Financial Statements.

## **Budgetary Controls**

Detailed provisions for budgeting, tax levies and appropriations are set forth in the Ohio Revised Code and the City Charter.

The City prepares an annual budget of estimated receipts and expenditures for the upcoming year, which is filed with the Lorain County Budget Commission by July 20<sup>th</sup> preceding the budget year. Estimated resources, which includes estimated receipts taken from the City's budget, property tax and local government assistance as revised by the County, and unencumbered balances, is certified by the County Budget Committee, which estimated resources serve as the basis for appropriations. A temporary appropriation resolution to control expenditures may be passed by City Council around January 1 of each year for the period January 1 to March 31. An annual appropriation measure must be passed by April 1 each year for the period January 1 to December 31. Appropriations by fund-type cannot exceed the estimated resources as certified by the County Budget Commission. Revisions to its estimated resources may be made during the year as new information becomes available which, upon written request is certified by the County Budget Commission. City Council can pass supplemental appropriation ordinances, as long as total appropriations by fund-type do not exceed the amount of estimated resources certified by the County, as reflected on the most recent Amended Certificate of Estimated Resources.

For management purposes, the City maintains budgetary control on a non-GAAP basis by fund and within each fund by department at major object levels, which include personal services, other expenditures, and transfers. Budgetary control is maintained by an encumbrance of purchase commitment amounts prior to the release of purchase orders to vendors. Purchase order requests for the expenditure of monies are submitted to the Mayor or Safety-Service Director for approval. The purchase order is forwarded to the Auditor's office for certification of the availability of funds. The estimated expenditure is then encumbered against available appropriation. Encumbrances, which would exceed the available appropriation are not approved or recorded until the City Council authorizes additional appropriations or transfers. The Auditor's office prepares monthly financial statements on the budgetary basis for City Council and the Administration, which reflect detailed annual budget information, monthly and year-to-date receipts, expenditures, encumbrances and unencumbered balances.

## **AWARDS AND ACKNOWLEDGEMENTS**

### **GFOA Certificate of Achievement**


The Government Finance Officers Association of the United States and Canada (GFOA) awarded a Certificate of Achievement for Excellence in Financial Reporting to the City of North Ridgeville, Ohio for its comprehensive annual financial report for the fiscal year ended December 31, 2010. In order to be awarded a Certificate of Achievement, a government must publish an easily readable and efficiently organized comprehensive annual financial report. This report must satisfy both generally accepted accounting principles and applicable legal requirements.

A Certificate of Achievement is valid for a period of one year only. We believe that our current comprehensive annual financial report continues to meet the Certificate of Achievement Program's requirements and we are submitting it to the GFOA to determine its eligibility for another certificate.

### **Acknowledgments**

The preparation of this report could not have been accomplished without the efficient and dedicated services of the staff of the Auditor's Office. Preparation of the Comprehensive Annual Financial Report requires a major effort and special appreciation is extended to everyone who assisted and contributed to the preparation of this report. Appreciation is extended to the Administration and City Council for their continued support and commitment to responsible fiscal reporting.

Respectfully submitted,



Chris S. Costin, CPA, CGFM  
City Auditor  
June 27, 2012

City of North Ridgeville, Ohio  
Principal City Officials  
December 31, 2011

**Elected Officials**

Council member, At-Large, President  
Council member, At-Large  
Council member, At-Large, President Pro-Tem  
Council member, Ward 1  
Council member, Ward 2  
Council member, Ward 3  
Council member, Ward 4  
Mayor

Kevin Corcoran  
Bernadine R. Butkowski  
Roseanne Johnson  
Nancy J. Buescher  
Dennis J. Boose  
Richard W. Jaenke  
Robert W. Olesen  
G. David Gillock

**Appointed Officials and Department Heads**

Safety-Service Director  
Law Director / Prosecutor  
Engineer  
Treasurer  
Auditor  
Deputy Auditor  
Income Tax Administrator  
Police Chief  
Fire Chief  
Service Department Superintendent  
Chief Building Official  
Parks and Recreation Director  
Older Adult Services Director  
Information Services Director  
Utilities Department Director  
French Creek Plant Superintendent  
Maintenance and Grounds Supervisor  
Mayor's Court Magistrate  
Clerk of Mayor's Court  
Clerk of Council  
Assistant Clerk of Council

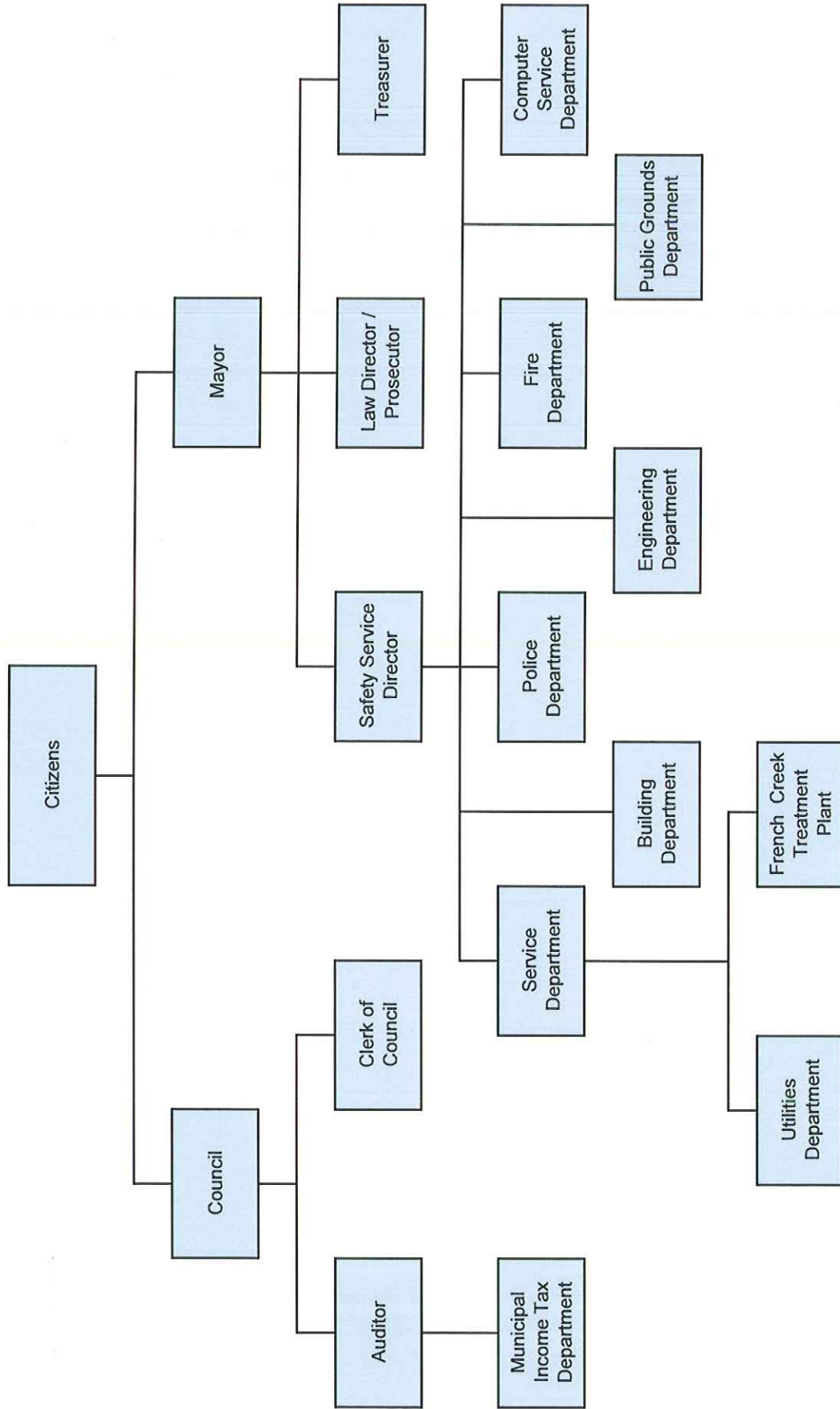
Jeffry J. Armbruster  
Andrew J. Crites, ESQ.  
Scott A. Wangler, P.E.  
Anthony L. Hatmaker  
Chris S. Costin, CPA, CGFM  
Teresa A. Machovina  
Laverne Porowski  
Michael W. Freeman  
Richard E. Miller  
William Gluvna  
Guy M. Fursdon, C.B.O.  
Kevin M. Fougrouse  
Rita M. Price  
Steven S. Dove  
James E. Whitlock  
Donald D. Daley  
Gary M. Teel  
Renee Zafarana, L.P.A.  
Diana G. Graham  
George E. Smith  
Tara L. Peet, CMC

**Chairmen, Boards and Commissions**

Civil Service Commission  
Parks and Recreation Commission  
Planning Commission  
Fair Housing Board  
Income Tax Board of Review  
Zoning Board of Appeals

James P. Yost  
Frank Vacha  
Jim Rothgery  
Anthony L. Hatmaker  
Margaret Knight  
Shawn Kimble

# City of North Ridgeville, Ohio Organization Chart



# Certificate of Achievement for Excellence in Financial Reporting

Presented to

City of North Ridgeville  
Ohio

For its Comprehensive Annual  
Financial Report  
for the Fiscal Year Ended  
December 31, 2010

A Certificate of Achievement for Excellence in Financial Reporting is presented by the Government Finance Officers Association of the United States and Canada to government units and public employee retirement systems whose comprehensive annual financial reports (CAFRs) achieve the highest standards in government accounting and financial reporting.



*Linda C. Sandson*

President

*Jeffrey R. Enos*

Executive Director



# Dave Yost • Auditor of State

## INDEPENDENT ACCOUNTANTS' REPORT

City of North Ridgeville  
Lorain County  
7307 Avon Belden Road  
North Ridgeville, Ohio 44039

To the Members of Council:

We have audited the accompanying financial statements of the governmental activities, the business-type activities, each major fund, and the aggregate remaining fund information of the City of North Ridgeville, Lorain County, Ohio (the City), as of and for the year ended December 31, 2011, which collectively comprise the City's basic financial statements as listed in the table of contents. These financial statements are the responsibility of the City's management. Our responsibility is to express opinions on these financial statements based on our audit.

We conducted our audit in accordance with auditing standards generally accepted in the United States of America and the standards applicable to financial audits contained in the Comptroller General of the United States' *Government Auditing Standards*. Those standards require that we plan and perform the audit to reasonably assure whether the financial statements are free of material misstatement. An audit includes examining, on a test basis, evidence supporting the amounts and disclosures in the financial statements. An audit also includes assessing the accounting principles used and significant estimates made by management, as well as evaluating the overall financial statement presentation. We believe our audit provides a reasonable basis for our opinions.

In our opinion, the financial statements referred to above present fairly, in all material respects, the respective financial position of the governmental activities, the business-type activities, each major fund, and the aggregate remaining fund information of the City of North Ridgeville, Lorain County, Ohio, as of December 31, 2011, and the respective changes in financial position and where applicable, cash flows, thereof and the budgetary comparison for the General Fund for the year then ended in conformity with accounting principles generally accepted in the United States of America.

As described in Note 3A, the City amended the opening balance of net assets to more accurately reflect its collection of estimated income tax payments received, and accordingly the estimate of the municipal income taxes receivable applicable to the Statement of Net Assets was restated at December 31, 2010. Also described in Note 3B, the City implemented Governmental Accounting Standards Board Statement No. 54, "Fund Balance Reporting and Governmental Fund Type Definitions," and restated the December 31, 2010 fund balances of the Governmental Funds due to a change in fund structure.

In accordance with *Government Auditing Standards*, we have also issued our report dated June 27, 2012, on our consideration of the City's internal control over financial reporting and our tests of its compliance with certain provisions of laws, regulations, contracts and grant agreements and other matters. While we did not opine on the internal control over financial reporting or on compliance, that report describes the scope of our testing of internal control over financial reporting and compliance and the results of that testing. That report is an integral part of an audit performed in accordance with *Government Auditing Standards*. You should read it in conjunction with this report in assessing the results of our audit.

Accounting principles generally accepted in the United States of America require this presentation to include *Management's discussion and analysis*, as listed in the table of contents, to supplement the basic financial statements. Although this information is not part of the basic financial statements, the Governmental Accounting Standards Board considers it essential for placing the basic financial statements in an appropriate operational, economic, or historical context. We have applied certain limited procedures to the required supplementary information in accordance with auditing standards generally accepted in the United States of America, which consisted of inquiries of management about the methods of preparing the information and comparing the information for consistency with management's responses to our inquiries, the basic financial statements, and other knowledge we obtained during our audit of the basic financial statements. We do not express an opinion or provide any assurance on the information because the limited procedures do not provide us with sufficient evidence to express an opinion or provide any other assurance.

We conducted our audit to opine on the financial statements that collectively comprise the City's basic financial statements taken as a whole. The introductory section, the financial section's combining statements, individual fund statements and schedules, and the statistical section information provide additional analysis and are not a required part of the basic financial statements. The financial section's combining statements, individual fund statements and schedules are management's responsibility, and were derived from and relate directly to the underlying accounting and other records used to prepare the basic financial statements. These statements and schedules were subject to the auditing procedures we applied to the basic financial statements. We also applied certain additional procedures, including comparing and reconciling this information directly to the underlying accounting and other records used to prepare the basic financial statements or to the basic financial statements themselves, in accordance with auditing standards generally accepted in the United States of America. In our opinion, this information is fairly stated in all material respects in relation to the basic financial statements taken as a whole. We did not subject the introductory section and statistical section information to the auditing procedures applied in the audit of the basic financial statements and, accordingly, we express no opinion or any other assurance on them.

A handwritten signature in black ink that reads "Dave Yost". The signature is written in a cursive style with a large, looping "D" and "Y".

**Dave Yost**  
Auditor of State

June 27, 2012



**CITY OF NORTH RIDGEVILLE, OHIO**  
*MANAGEMENT'S DISCUSSION AND ANALYSIS*  
*FOR THE YEAR ENDED DECEMBER 31, 2011*  
*UNAUDITED*

Management's discussion and analysis (MD&A) of the City of North Ridgeville's financial performance presents a narrative overview and analysis of the City's financial activities for the year ended December 31, 2011. The intent of the discussion and analysis is to present the City's financial performance as a whole. Readers are encouraged to consider this information in conjunction with the basic financial statements and notes to the basic financial statements for an enhanced understanding of the City's financial performance.

**Financial Highlights**

Following the recent economic recession, the City's recovery has been progressing, albeit slowly. The City has continued to curtail controllable expenditures without a significant reduction in City services. Labor costs have been reduced as the result of delayed hiring of replacement employees and negotiated temporary wage and benefit reductions. Certain unfunded capital expenditures have been delayed. These management initiatives with employee cooperation have resulted in control of the City's costs. Favorably, as result of installation of the City's west side sanitary sewer trunkline and acquiring additional contractual drinking water volume in recent years, residential new construction in the community has continued, resulting in additional annual revenue to the City including municipal income taxes, licenses and fees, charges for services, tap-in fees and developer contributions. The City's financial condition has remained stable.

The City's total net assets increased by \$ 2,744,831 to \$ 133,378,246 at December 31, 2011. Total assets increased by \$ 357,127 to \$ 179,866,745, while total liabilities decreased by \$ 2,387,704 to \$ 46,488,499 at December 31, 2011. Net assets of governmental activities increased by \$ 1,209,620 to \$ 64,968,470 and net assets of business-type activities increased by \$ 1,535,211, reflecting the financial stability of the City.

Total revenues of the City increased by \$ 2,172,281 or 6% to \$ 38,060,157 in 2011 due primarily to increases in charges for services, municipal income taxes and estate taxes. Charges for services of business-type activities included a modest increase in water and sanitary sewer rates of 1.5% and 3%, respectively. Total program expenses decreased by \$ 86,424 or .2% to \$ 35,315,326 in 2011 due to cost control measures including labor cost reductions.

**Overview of Financial Statements**

This annual report includes the City's basic financial statements which consist of government-wide financial statements, fund financial statements, notes to the basic financial statements and other information. The Government-wide financial statements provide information about the City as a whole, providing an aggregate view of the City's finances. The fund financial statements provide an additional level of detail focusing on spendable resources.

**Government-wide Financial Statements**

The government-wide financial statements provide a broad overview of the City's finances in a manner similar to a private-sector business. The *Statement of Net Assets* presents information on all the City's assets and liabilities with the difference between total assets and total liabilities reported as net assets. Increases or decreases in net assets over time serve as a useful indicator of whether or not the financial position of the City is improving or deteriorating. The *Statement of Activities* presents information reflecting the City's financial activities and changes in net assets during the year. These two statements use the accrual basis of accounting, under which revenue is generally recognized when earned and expenses recognized when incurred, regardless of when cash is received or paid. These statements distinguish between governmental activities which are those that are principally supported by taxes and intergovernmental revenues, and business-type activities which are those that are intended to recover their costs through user fees and charges. The City's business-type activities consist of water system operations and sanitary sewer system operations.

**CITY OF NORTH RIDGEVILLE, OHIO**  
*MANAGEMENT'S DISCUSSION AND ANALYSIS*  
*FOR THE YEAR ENDED DECEMBER 31, 2011*  
*UNAUDITED*

**Fund Financial Statements**

The governmental fund financial statements, listed in the table of contents, focus on the City's most significant, or major funds. The City's major governmental funds are the General Fund and Capital Projects Fund. The remaining non-major funds are combined and reflected in one single column. Governmental fund financial statements focus on near-term inflows and outflows of spendable resources and on balances of spendable resources that are available at year-end. This information can be useful in determining what financial resources are available to finance the City's activities. A *Reconciliation of the Statement of Revenues, Expenditures and Changes in Fund Balances of Governmental Funds to the Statement of Activities* for the year ended December 31, 2011 is presented. The City, similar to other local governments, uses fund accounting to ensure and demonstrate finance related legal requirements.

**Fund Categories**

The City's funds can be divided into three categories comprised of governmental funds, proprietary funds and fiduciary funds.

**Governmental funds**

Most of the City's activities are reported in governmental funds, which are used to account for essentially the same functions reported as governmental activities in the government-wide financial statements. Governmental funds use the modified accrual method of accounting, which measures cash and other financial assets readily convertible to cash.

**Proprietary funds**

Proprietary funds are generally used to account for activities for which the City will charge customers and users. The City maintains two types of proprietary funds. The first type, enterprise funds are used to account for those functions reported as business-type activities in the government-wide financial statements, which for the City, consists of water system operations and sanitary sewer system operations. The second type, internal service funds are used to accumulate and allocate costs of goods and services among the City's various functions. The City uses an internal service fund for its medical self-insurance program. This internal service fund is included within the governmental activities in the government-wide financial statements since the City was the only participant in the self-insurance program. Proprietary funds use the accrual basis of accounting.

**Fiduciary funds**

Fiduciary funds are used to account for resources held for the benefit of parties outside the City and are not included in the government-wide financial statements since the resources held are not available to support City programs. The City uses agency funds included under the fiduciary funds category. Agency funds are reported on a full accrual basis, for which only a statement of assets and liabilities is presented.

**Notes to the Basic Financial Statements**

Notes to the basic financial statements provide additional information that is essential for a full understanding of the data provided in the government-wide and fund financial statements. These should be read in conjunction with those financial statements.

**CITY OF NORTH RIDGEVILLE, OHIO**  
**MANAGEMENT'S DISCUSSION AND ANALYSIS**  
**FOR THE YEAR ENDED DECEMBER 31, 2011**  
**UNAUDITED**

**Other Information**

In addition to the basic financial statements and accompanying notes to the basic financial statements, also presented are combining statements for nonmajor governmental funds and individual budgetary comparisons.

**The City of North Ridgeville as a Whole**

**Analysis of Net Assets**

The Statement of Net Assets presents the City as a whole. Following is a condensed summary of the City's net assets as of the current year-end compared to the prior year-end, as restated.

	Net Assets					
	Governmental Activities		Business-type Activities		Total	
	2011	Restated 2010	2011	2010	2011	Restated 2010
<b>Assets</b>						
Current and other assets	\$ 21,619,796	\$ 20,234,878	\$ 19,380,307	\$ 17,939,298	\$ 41,000,103	\$ 38,174,176
Capital assets, net	63,839,053	65,051,948	75,027,589	76,283,494	138,866,642	141,335,442
<b>Total assets</b>	<b>85,458,849</b>	<b>85,286,826</b>	<b>94,407,896</b>	<b>94,222,792</b>	<b>179,866,745</b>	<b>179,509,618</b>
<b>Liabilities</b>						
Current liabilities	8,789,759	8,946,167	718,352	1,503,951	9,508,111	10,450,118
Long-term liabilities	11,700,620	12,581,809	25,279,768	25,844,276	36,980,388	38,426,085
<b>Total liabilities</b>	<b>20,490,379</b>	<b>21,527,976</b>	<b>25,998,120</b>	<b>27,348,227</b>	<b>46,488,499</b>	<b>48,876,203</b>
<b>Net assets</b>						
Invested in capital assets, net of related debt	55,632,130	56,146,937	50,366,964	50,453,768	105,999,094	106,600,705
Restricted	5,588,289	5,549,186	-	-	5,588,289	5,549,186
Unrestricted	3,748,051	2,062,727	18,042,812	16,420,797	21,790,863	18,483,524
<b>Total net assets</b>	<b>\$ 64,968,470</b>	<b>\$ 63,758,850</b>	<b>\$ 68,409,776</b>	<b>\$ 66,874,565</b>	<b>\$ 133,378,246</b>	<b>\$ 130,633,415</b>

Total assets increased by \$ 357,127 to \$ 179,866,745 in year 2011, which included an increase of \$ 2,825,927 in current and other assets, offset by a decrease of \$ 2,468,800 in capital assets, net. Current and other assets included increases in equity in pooled cash, municipal income taxes receivable and property taxes receivable. Investment in capital assets (land, construction in progress, buildings and improvements, equipment and vehicles and infrastructure, net of depreciation) less any debt related to acquire those assets still outstanding represents the largest portion of net assets, which decreased by \$ 601,611 due to the effect of depreciation. Capital assets are used to provide services to the City's citizens, however, are not available for future spending. Total capital assets, net of depreciation and amortization, decreased by \$2,468,800 to \$ 138,866,642 in 2011. New additions to capital assets included \$ 2,831,073 of developer contributions of infrastructure related to residential real estate development. The City expended \$ 287,044 for land and buildings, \$ 1,048,008 for construction in progress, \$ 898,318 for equipment and vehicles, and \$ 2,692,897 for infrastructure in 2011, in addition to developer infrastructure contributions added. Depreciation and amortization of capital assets amounted to \$ 7,138,364 and \$ 68,352, respectively. Total liabilities decreased by \$ 2,387,704 to \$ 46,488,499 resulting primarily from debt repayments and reductions in accounts and contracts payable. Total net assets increased by \$ 2,744,831 to \$ 133,378,246, comprised of a \$ 1,209,620 increase in governmental activities and \$ 1,535,211 increase in business-type activities.

**CITY OF NORTH RIDGEVILLE, OHIO**  
**MANAGEMENT'S DISCUSSION AND ANALYSIS**  
**FOR THE YEAR ENDED DECEMBER 31, 2011**  
**UNAUDITED**

**Analysis of Changes in Net Assets**

To understand what makes up changes in net assets, following is a summary of activities for the current year compared to the prior year, as restated.

Change in Net Assets

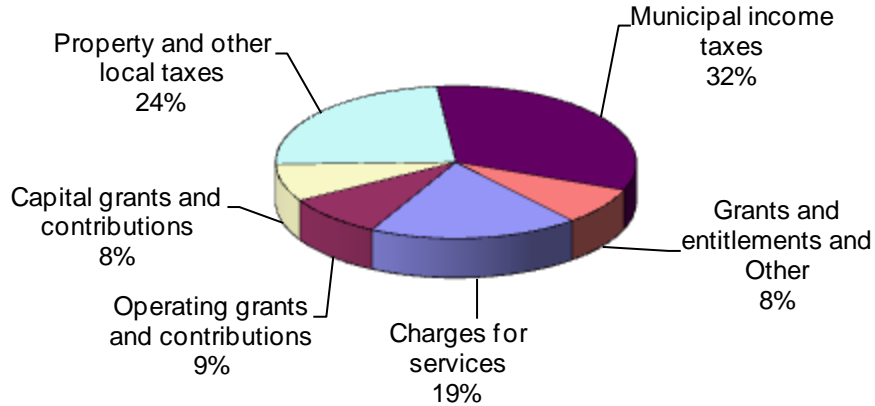
	Governmental Activities		Business-type Activities		Total	
	2011	Restated 2010	2011	2010	2011	Restated 2010
Revenues						
Program revenues						
Charges for services	\$ 5,030,601	\$ 4,538,232	\$ 9,459,370	\$ 8,924,680	\$ 14,489,971	\$ 13,462,912
Operating grants and contributions	2,335,694	2,108,730	-	-	2,335,694	2,108,730
Capital grants and contributions	1,969,333	2,147,642	2,401,753	2,050,548	4,371,086	4,198,190
Total program revenues	<u>9,335,628</u>	<u>8,794,604</u>	<u>11,861,123</u>	<u>10,975,228</u>	<u>21,196,751</u>	<u>19,769,832</u>
General revenues						
Property and other local taxes	6,149,178	5,724,638	-	-	6,149,178	5,724,638
Municipal income taxes	8,532,862	7,668,674	-	-	8,532,862	7,668,674
Grants and entitlements	1,606,460	2,310,187	-	-	1,606,460	2,310,187
Other	513,455	319,372	61,451	95,173	574,906	414,545
Total general revenues	<u>16,801,955</u>	<u>16,022,871</u>	<u>61,451</u>	<u>95,173</u>	<u>16,863,406</u>	<u>16,118,044</u>
Total revenues	<u>26,137,583</u>	<u>24,817,475</u>	<u>11,922,574</u>	<u>11,070,401</u>	<u>38,060,157</u>	<u>35,887,876</u>
Program expenses						
Security of persons and property	9,699,133	10,462,747	-	-	9,699,133	10,462,747
Public health and welfare	550,435	425,218	-	-	550,435	425,218
Leisure time activities	390,554	377,164	-	-	390,554	377,164
Community environment	1,593,165	1,457,665	-	-	1,593,165	1,457,665
Transportation	6,125,333	5,852,535	-	-	6,125,333	5,852,535
General government	6,308,755	6,081,311	-	-	6,308,755	6,081,311
Interest	260,588	291,769	-	-	260,588	291,769
Water	-	-	3,570,377	3,543,351	3,570,377	3,543,351
Sewer	-	-	6,816,986	6,909,990	6,816,986	6,909,990
Total program expenses	<u>24,927,963</u>	<u>24,948,409</u>	<u>10,387,363</u>	<u>10,453,341</u>	<u>35,315,326</u>	<u>35,401,750</u>
Increase (decrease) in net assets	1,209,620	(130,934)	1,535,211	617,060	2,744,831	486,126
Net assets, beginning of year, restated	<u>63,758,850</u>	<u>63,889,784</u>	<u>66,874,565</u>	<u>66,257,505</u>	<u>130,633,415</u>	<u>130,147,289</u>
Net assets, end of year	<u>\$ 64,968,470</u>	<u>\$ 63,758,850</u>	<u>\$ 68,409,776</u>	<u>\$ 66,874,565</u>	<u>\$ 133,378,246</u>	<u>\$ 130,633,415</u>

**CITY OF NORTH RIDGEVILLE, OHIO**  
*MANAGEMENT'S DISCUSSION AND ANALYSIS*  
*FOR THE YEAR ENDED DECEMBER 31, 2011*  
*UNAUDITED*

**Governmental activities**

Revenues by source of governmental activities in 2011 were comprised of:

**Revenues by Source, Governmental Activities**



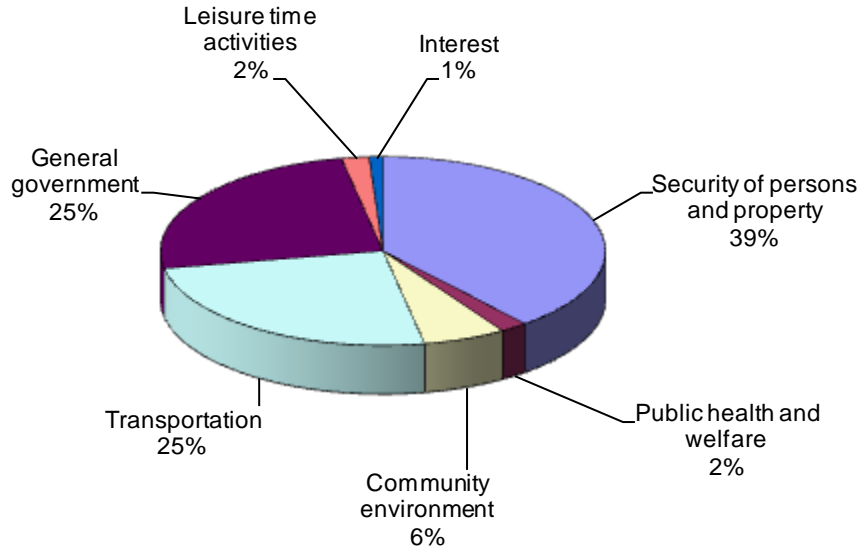
Total program revenues of governmental activities reflected an increase of \$ 541,024 or 6% in 2011 over 2010. Charges for services increased by \$ 492,369 resulting from increased refuse collections and higher municipal court revenues. Operating grants and contributions increased by \$ 226,964, while capital grants and contributions were \$ 178,309 lower in 2011 versus 2010. A decrease in Ohio Public Works grants and other capital grants in 2011 was offset, in large part, by an increase in developer infrastructure contributions. Developer infrastructure contributions in recent years, consisting primarily of road systems, amounted to \$ 1,555,377 in 2011, \$ 1,066,089 in 2010, \$ 1,765,033 in 2009, \$ 2,073,655 in 2008, \$ 5,231,564 in 2007, and \$ 12,294,015 in 2006, reflecting the activity of the local housing market.

Total general revenues increased by \$ 779,084 or 4.9% in 2011, resulting from higher municipal income taxes and estate taxes. Municipal income taxes of \$ 8,532,862 represented the largest portion of general revenues and 32% of total revenues in 2011, followed by property and other local taxes which represented 24% of total revenues in 2011. Municipal income taxes increased by \$ 864,188 or 11.3%, while property and other taxes increased by \$ 424,540 or 7.4% in 2011.

**CITY OF NORTH RIDGEVILLE, OHIO**  
*MANAGEMENT'S DISCUSSION AND ANALYSIS*  
*FOR THE YEAR ENDED DECEMBER 31, 2011*  
*UNAUDITED*

Program expenses of governmental activities in 2011 were comprised of:

**Program Expenses, Governmental Activities**



**Program expenses**

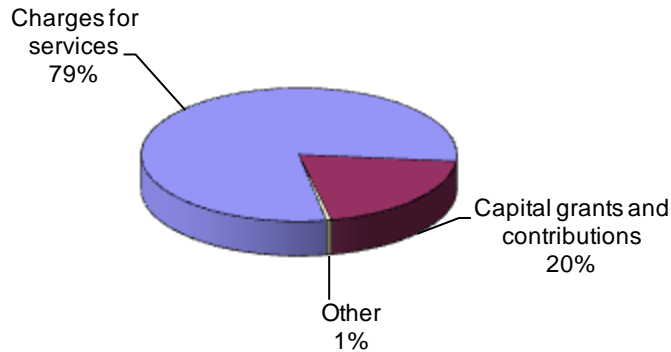
Program expenses amounted to \$ 24,927,963 in 2011, of which \$ 9,335,628 was supported by program revenue. Security of persons and property, which includes police, fire and paramedic services, in 2011 represented \$ 9,699,133 or 39% of total program expenses. Transportation, which includes street maintenance, snow removal and storm channel maintenance, represented \$ 6,125,333 or 25% of program expenses. General government, which includes legislative and administrative services of council, mayor, law, finance and computer services departments, utilities and maintenance of buildings represented \$ 6,308,755 or 25% of program expenses. Community environment represented \$ 1,593,165 or 6% of program expenses and included refuse collection and community development. Leisure time activities, which include recreation activities and maintenance of the City's park system, represented \$ 390,554 or 2% of total program expenses. Public health and welfare, which includes senior citizen programs, payments to the County health department and cemetery maintenance, represented \$ 550,435 or 2% of total program expenses in 2011. Program expenses, in total were \$ 20,446 lower in 2011 than 2010. In 2011, the City realized \$ 341,000 of labor cost savings in governmental activities through negotiated wage and benefit decreases.

**CITY OF NORTH RIDGEVILLE, OHIO**  
*MANAGEMENT'S DISCUSSION AND ANALYSIS*  
*FOR THE YEAR ENDED DECEMBER 31, 2011*  
*UNAUDITED*

**Business-type activities**

Revenues by source for business-type activities for 2011 were comprised of:

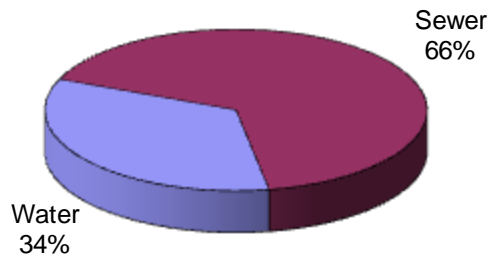
**Revenues by Source, Business-type Activities**



**Revenues**

Program revenues of business-type activities represented 99% of total revenues in 2011. Charges for services of \$ 9,459,370 represented 79% of total revenues while capital grants and contributions represented 20%. Contractor contributions of infrastructure of \$ 1,276,696 comprised the majority of capital grants and contributions total of \$ 2,401,753 in 2011. The City's water rates were increased by 1.5% and its sewer rates by 3% in 2011. The volume of water usage billed decreased by 6% in 2011. Other general revenues of \$ 61,451 represented the remaining 1% of total revenues, comprised primarily of interest income.

**Expenses, Business-type Activities**



**Expenses**

Water operations expenses amounted to \$ 3,570,377 or 34% and sanitary sewer operations expenses amounted to \$ 6,816,986 or 66% of total program expenses for business-type activities in 2011. Both water operations and sanitary sewer operations have historically been self-supporting through user fees and charges. Water is purchased from three sources. The City's wastewater treatment facility services the City and two neighboring communities.

For the year 2011, business-type activities realized an increase in net assets of \$ 1,506,120, comprised of water \$ 807,847, and sewer \$ 698,273.

**CITY OF NORTH RIDGEVILLE, OHIO**  
**MANAGEMENT'S DISCUSSION AND ANALYSIS**  
**FOR THE YEAR ENDED DECEMBER 31, 2011**  
**UNAUDITED**

**The City's Funds**

The City's governmental funds financial information begins at page 18. As reflected on the *Balance Sheet*, total governmental assets increased by \$ 1,507,384 or 7.6%, to \$ 21,300,619, while total governmental liabilities were reduced by \$ 321,204 or 2.6%, to \$ 12,129,073, which decrease in liabilities was comprised primarily of decreases in accounts and contracts payable of \$ 222,882 and deferred revenue of \$ 193,441. The net result was an increase in governmental total fund balances of \$ 1,828,588 or 24.9% to \$ 9,171,546 at year-end 2011. As reflected on the *Statement of Revenues, Expenditures and Changes in Fund Balances*, total governmental funds revenues increased by \$ 1,539,815 or 6.6% in 2011, while total expenditures were reduced by \$ 1,141,708 or 4.2%. Total other financing sources (uses) decreased by \$ 191,025, which included lower note proceeds of \$ 2,714,056 in 2011 compared to note proceeds of \$ 2,797,700 in 2010. The most significant changes in governmental revenues consisted of increases in property and local taxes of \$ 608,538 and municipal income taxes of \$ 551,188. The most significant changes in current governmental expenditures were decreases in security of persons and property and transportation of \$ 386,139 and \$ 212,515, respectively, due in large part to a spending reduction and negotiated wage and benefit reductions. Capital outlay was \$ 566,053 lower in 2011 due to completion of certain larger road projects in the previous year.

The City's major funds in 2011 consisted of the General Fund and Capital Projects Fund. General Fund revenues were \$ 1,143,299 or 9.9% higher in 2011 than 2010, resulting primarily from higher municipal income taxes and intergovernmental revenue. General Fund total expenditures decreased by \$ 1,393,723 or 12.2%, due primarily to decreases in security of persons and property and general government, resulting in large part from cost reductions. Other financing sources (uses) were \$ 671,758 higher in 2011 than 2010, resulting primarily from higher transfers to the Capital Projects Fund. Accordingly, the General Fund balance increased by \$ 1,637,548 or 45.4 % to \$ 5,248,348 at year-end 2011. The Capital Projects Fund is supported primarily by transfers from the income tax collections which increased to \$ 1,050,000 in 2011 from \$ 465,500 in 2010. Proceeds from the issuance of notes of \$ 2,396,000 in 2011 were used primarily to repay existing notes, which are issued for a one year term. Capital outlay expended from the Capital Projects Fund in 2011 amounted to \$ 399,864. The Capital Projects Fund ending fund balance reflected a net decrease of \$ 170,513 in 2011.

The City's proprietary funds information begins at page 23. Drinking water operations are reflected in the Water Fund. Water Fund net assets increased by \$ 807,847 to \$ 19,893,430 at year-end 2011. *Charges for services* included a 1.5% water rate increase in 2011 to offset the increased cost of water operations. Water consumption decreased by 6% in 2011. Water operating revenues decreased by \$ 183,173 or 4.8% in 2011 as the result of lower water consumption. Capital contributions were \$ 744,369 in 2011, consisting primarily of developers' contributions of waterlines infrastructure and tap-in fees, which amounted to \$ 297,881 or 66.7% more than in 2010. Sanitary sewer operations are reflected in the Sewer Fund. The City's wastewater treatment facility services the City, the City of Avon and Village of Sheffield. Sewer fund net assets increased by \$ 698,273 to \$ 48,475,357 at year-end 2011. Charges for services included a 6% wholesale rate increase to Avon and Sheffield in early 2011 and a 3% rate increase in 2011 to the City's users to offset the increased cost of sewer operations. Sewer operating revenues increased by \$ 717,863 or 14.0% in 2011, resulting from the rate increases. Capital contributions were \$ 1,657,384 in 2011, comprised primarily of developer contributions of sewer system infrastructure and tap-in fees, which were \$ 53,324 or 3.3% more than 2010. The City's water and sewer operations have historically been self-sufficient.



**CITY OF NORTH RIDGEVILLE, OHIO**  
**MANAGEMENT'S DISCUSSION AND ANALYSIS**  
**FOR THE YEAR ENDED DECEMBER 31, 2011**  
**UNAUDITED**

**Budgetary Highlights**

The City prepares its budget in accordance with Ohio law on the basis of cash receipts, disbursements and encumbrances. The City's original budget and amendments are enacted by City Council upon recommendation of Council's Finance Committee. Budgetary expenditure modifications at the legal level of control may only be made by ordinance of City Council. The City's final budget differs from the original budget due to various amendments during the year to reflect changes in unanticipated revenue receipts and amended appropriations. Revised budgeted receipts and amended appropriations were adopted in 2011 primarily for additional projects funding obtained and personnel expense revisions.

The General Fund is the City's most significant budgeted fund. Original budgeted receipts (excluding other sources) for the General Fund were \$ 3,690,100. Final budgeted receipts were \$ 4,341,612. The City actually received \$ 4,607,137. Actual receipts were greater than estimated which resulted primarily from the City's conservative approach, as original budget revenue is conservatively estimated. Municipal income taxes and estate tax collections were higher than originally estimated. Original budgeted appropriations (excluding Other uses) were \$ 11,143,008 and final amended appropriations were \$ 11,162,068, not significantly different. The City actually expended \$ 10,065,576, which was \$ 1,096,492 less than final appropriations, resulting from the intended reduction of expenditures. The City historically spends less than appropriated. In 2011 actual expenditures were 90% of final appropriations. Amended appropriations provided for certain unanticipated expenditure of insurance proceeds.

**Capital Assets**

Capital assets, net of depreciation, at December 31, consisted of:

	Governmental Activities		Business-type Activities		Total	
	2011	2010	2011	2010	2011	2010
Land	\$ 1,686,299	\$ 1,685,299	\$ 786,184	\$ 786,184	\$ 2,472,483	\$ 2,471,483
Construction in progress	1,351,555	2,857,874	5,925	458,911	1,357,480	3,316,785
Buildings and improvements	3,200,452	3,024,913	485,233	502,332	3,685,685	3,527,245
Equipment and vehicles	2,826,023	2,724,904	9,822,634	10,623,643	12,648,657	13,348,547
Infrastructure	54,774,724	54,758,958	62,472,343	62,388,802	117,247,067	117,147,760
Intangible assets	-	-	1,455,270	1,523,622	1,455,270	1,523,622
	<u>\$ 63,839,053</u>	<u>\$ 65,051,948</u>	<u>\$ 75,027,589</u>	<u>\$ 76,283,494</u>	<u>\$ 138,866,642</u>	<u>\$ 141,335,442</u>

Capital assets are major assets that benefit more than one fiscal year. The City's capitalization threshold is \$ 2,500, that is, asset cost must equal \$ 2,500 or more to be capitalized. Infrastructure assets are long-lived capital assets that are normally stationary in nature with a useful life significantly greater than most capital assets. The City's governmental infrastructure includes streets, bridges, culverts, sidewalks and storm drainage systems.

The City's total capital assets, net of depreciation amounted to \$ 138,866,642 at December 31, 2011, which was \$ 2,468,800 lower than the previous year, since depreciation exceeded additions. Capital assets, net of depreciation under governmental activities decreased by \$ 1,212,895 in 2011, which included \$ 1,555,377 from developers' contributions of infrastructure of road systems. Business-type capital assets, net of depreciation decreased by \$ 1,255,905 to \$ 75,027,589, which additions included \$ 1,276,696 of developers' contributions of waterlines and sewer lines infrastructure. Total depreciation and amortization increased by \$ 266,122 or 3.8% to \$ 7,206,716 in 2011 from \$ 6,940,594 in 2010.

For more information about the City's capital assets, see Note 2J and Note 8 of *Notes to the Basic Financial Statements*.

**CITY OF NORTH RIDGEVILLE, OHIO**  
**MANAGEMENT'S DISCUSSION AND ANALYSIS**  
**FOR THE YEAR ENDED DECEMBER 31, 2011**  
**UNAUDITED**

**Debt**

Outstanding debt obligations of the City at December 31 consisted of:

	Governmental Activities		Business-type Activities		Total	
	2011	2010	2011	2010	2011	2010
Notes and loans payable	\$ 2,841,140	\$ 3,027,380	\$ 1,659,000	\$ 1,124,000	\$ 4,500,140	\$ 4,151,380
Water rights ETL-2 loan	-	-	735,418	760,284	735,418	760,284
OPWC loans	919,596	683,565	71,831	80,282	991,427	763,847
OWDA loan	-	-	1,759,840	1,899,345	1,759,840	1,899,345
Capital lease	81,187	104,066	4,536	5,815	85,723	109,881
General obligation bonds	4,250,000	4,950,000	18,370,000	19,805,000	22,620,000	24,755,000
Special assessment bonds	115,000	140,000	2,060,000	2,155,000	2,175,000	2,295,000
Accrued leave benefits	3,493,697	3,676,798	619,143	614,550	4,112,840	4,291,348
	<u>\$ 11,700,620</u>	<u>\$ 12,581,809</u>	<u>\$ 25,279,768</u>	<u>\$ 26,444,276</u>	<u>\$ 36,980,388</u>	<u>\$ 39,026,085</u>

As of December 31, 2011, the City had \$ 36,980,388 of total debt outstanding, of which \$ 6,500,651 is due within one year. Total debt outstanding decreased by \$ 2,045,697 in 2011, which resulted from debt payments.

The general obligation bonds outstanding at year-end 2011 include various purposes consisting of road improvements, service garage addition, waterlines and sanitary sewer improvements. Sources for the debt service payments include property tax collections, general revenues of the City, and water and sewer operations, as applicable. The special assessment bonds were for infrastructure improvements, which debt service is repaid from collections from property owners. The City's general obligation bonds and special assessment bonds mature in various increments through 2028. The OWDA loan financed an elevated water storage tank, which debt is repaid from water system revenues. The OPWC loans consist of several zero percent interest loans with twenty year terms, used primarily for road reconstruction, which are repaid from the City's capital projects and street funds, and a sewer line reconstruction which is repaid from sanitary sewer system revenues. The water rights ETL-2 loan consists of the cost of water rights, to purchase a specified amount of drinking water, financed over 258 months.

In October 2008, Moody's Investors Service affirmed the City's general obligation long-term rating of A-1 in connection with the issuance of \$ 12,000,000 of general obligation capital improvement and equipment bonds in November 2008. The A-1 rating applied to the general obligation long-term bonded debt outstanding at that date in addition to the new Series 2008 issue. The City has not requested a rating update since 2008.

The State of Ohio statute limits the amount of general obligation debt, including both voted and unvoted debt, but excluding certain exempt debt, that may be issued to 10 ½ % of the total tax valuation of all property within the City. The City's overall debt limitation at December 31, 2011 was \$ 76,820,000 against which \$ 5,605,000 of debt has been issued, leaving significant additional debt capacity within the debt limitation, in the amount of \$ 71,215,000.

For more information about the City's debt, see Note 2M, Note 9, Note 10 and Note 11 of *Notes to the Basic Financial Statements*.

**CITY OF NORTH RIDGEVILLE, OHIO**  
*MANAGEMENT'S DISCUSSION AND ANALYSIS*  
*FOR THE YEAR ENDED DECEMBER 31, 2011*  
*UNAUDITED*

**Economic Factors and Next Year's Budget**

As the result of infrastructure improvements in recent years, including construction of an interceptor trunk sewer to serve the western portion of the City, new housing construction has continued, resulting in new annual revenues to the City including municipal income taxes, licenses and fees, charges for services and tap-in fees.

While the City continues to use a conservative economic forecast for revenue growth and a zero-based approach to expenditure appropriations for 2012, the economic outlook remains cautiously positive, as the economic recovery continues its anticipated slow improvement. A continued increase in revenues from new housing construction is expected in year 2012. Municipal income taxes are anticipated to increase as well, as result of the continuation of residential and commercial growth within the City. Property tax collections are expected to remain relatively consistent with the prior year due to existing state law, which reduces property tax millage proportionately to increased valuation. The City is anticipating a reduction in certain intergovernmental revenues from the State of Ohio as contained in the Governor's biennial budget. City's management anticipates additional water and sewer rate increases over the next few years, as necessary, to offset the rising cost of operations.

The City has renegotiated its labor agreements with the employee bargaining units in 2011, resulting in temporary anticipated cost reductions to the City in 2011 and 2012. However, wage and benefit provisions of these contracts will be renegotiated in 2012, which management anticipates will result in the elimination of the temporary wage and benefit reductions. Other inflationary cost increases are anticipated to be offset by revenue increases in the second half of 2012.

**Request for Information**

This financial report is designed to provide our citizens, taxpayers and creditors with a general overview of the City's finances and show the City's accountability for the money it receives and spends. If you have any questions about this report or need additional financial information, contact the Auditor's Office, City of North Ridgeville, 7307 Avon Belden Road, North Ridgeville, Ohio 44039; telephone (440) 353-0851.

This page intentionally left blank.

## CITY OF NORTH RIDGEVILLE, OHIO

## STATEMENT OF NET ASSETS

DECEMBER 31, 2011

	Governmental Activities	Business-Type Activities	Total
<b>Assets</b>			
Equity in pooled cash and equivalents	\$ 9,946,678	\$ 14,917,191	\$ 24,863,869
Accounts receivable	332,700	918,000	1,250,700
Due from other governments	1,575,007	510,327	2,085,334
Internal balances	(40,989)	40,989	-
Inventories and supplies	-	219,300	219,300
Prepaid and deferred expenses	45,500	19,500	65,000
Income taxes receivable	2,407,500	-	2,407,500
Taxes receivable - property and other	6,790,600	-	6,790,600
Special assessments receivable	102,800	2,755,000	2,857,800
Claims advance deposit	460,000	-	460,000
<b>Capital assets</b>			
Nondepreciable capital assets	3,037,854	792,109	3,829,963
Depreciable capital assets, net	60,801,199	72,780,210	133,581,409
Intangible assets, net	-	1,455,270	1,455,270
<b>Total assets</b>	<b>85,458,849</b>	<b>94,407,896</b>	<b>179,866,745</b>
<b>Liabilities</b>			
Accounts and contracts payable	461,698	457,354	919,052
Due to others	127,951	-	127,951
Accrued salaries, wages and benefits	341,529	75,836	417,365
Accrued interest payable	34,100	89,700	123,800
Claims payable	332,097	-	332,097
Due to other governments	716,504	95,462	811,966
Unearned revenue	6,775,880	-	6,775,880
<b>Long-term liabilities</b>			
Due within one year	3,075,654	3,424,997	6,500,651
Due in more than one year	8,624,966	21,854,771	30,479,737
<b>Total liabilities</b>	<b>20,490,379</b>	<b>25,998,120</b>	<b>46,488,499</b>
<b>Net assets</b>			
Invested in capital assets, net of related debt	55,632,130	50,366,964	105,999,094
<b>Restricted for:</b>			
Debt service	335,770	-	335,770
Capital projects	635,873	-	635,873
Highway and streets	2,358,336	-	2,358,336
Public safety	1,255,730	-	1,255,730
Recreation	247,524	-	247,524
Community environment	423,749	-	423,749
Other purposes	331,307	-	331,307
Unrestricted	3,748,051	18,042,812	21,790,863
<b>Total net assets</b>	<b>\$ 64,968,470</b>	<b>\$ 68,409,776</b>	<b>\$ 133,378,246</b>

See accompanying notes to the basic financial statements.

CITY OF NORTH RIDGEVILLE, OHIO  
STATEMENT OF ACTIVITIES  
FOR THE YEAR ENDED DECEMBER 31, 2011

Functions/Programs	Expenses	Program Revenues		
		Charges for Services and Sales	Operating Grants, Interest and Contributions	Capital Grants and Contributions
<b>Governmental activities:</b>				
Security of persons and property	\$ 9,699,133	\$ 1,354,143	\$ -	\$ -
Public health and welfare	550,435	25,290	17,633	-
Leisure time activities	390,554	177,407	-	50,050
Community environment	1,593,165	666,022	463,382	29,650
Transportation	6,125,333	-	1,729,316	1,889,633
General government	6,308,755	2,807,739	125,363	-
Interest	260,588	-	-	-
<b>Total governmental activities</b>	<b>24,927,963</b>	<b>5,030,601</b>	<b>2,335,694</b>	<b>1,969,333</b>
<b>Business-type activities:</b>				
Water	3,570,377	3,623,301	-	744,369
Sewer	6,816,986	5,836,069	-	1,657,384
<b>Total business-type activities</b>	<b>10,387,363</b>	<b>9,459,370</b>	<b>-</b>	<b>2,401,753</b>
<b>Total</b>	<b>\$ 35,315,326</b>	<b>\$ 14,489,971</b>	<b>\$ 2,335,694</b>	<b>\$ 4,371,086</b>

General revenues  
Property taxes levied for:  
    General purpose  
    Other  
Municipal income taxes levied for:  
    General purpose  
Grants and entitlements not restricted to specific purposes  
Investment earnings  
Miscellaneous  
Total general revenues

Change in net assets

Net assets at beginning of year, restated  
Net assets at end of year

See accompanying notes to the basic financial statements.

Net (Expense) Revenue and Changes in Net Assets

<u>Governmental Activities</u>	<u>Business-Type Activities</u>	<u>Total</u>
\$ (8,344,990)	\$ -	\$ (8,344,990)
(507,512)	-	(507,512)
(163,097)	-	(163,097)
(434,111)	-	(434,111)
(2,506,384)	-	(2,506,384)
(3,375,653)	-	(3,375,653)
(260,588)	-	(260,588)
<u>(15,592,335)</u>	<u>-</u>	<u>(15,592,335)</u>
-	797,293	797,293
-	<u>676,467</u>	<u>676,467</u>
-	<u>1,473,760</u>	<u>1,473,760</u>
<u>(15,592,335)</u>	<u>1,473,760</u>	<u>(14,118,575)</u>
1,082,217	-	1,082,217
5,066,961	-	5,066,961
8,532,862	-	8,532,862
1,606,460	-	1,606,460
36,882	61,451	98,333
476,573	-	476,573
<u>16,801,955</u>	<u>61,451</u>	<u>16,863,406</u>
1,209,620	1,535,211	2,744,831
<u>63,758,850</u>	<u>66,874,565</u>	<u>130,633,415</u>
<u>\$ 64,968,470</u>	<u>\$ 68,409,776</u>	<u>\$ 133,378,246</u>

CITY OF NORTH RIDGEVILLE, OHIO

BALANCE SHEET -  
GOVERNMENTAL FUNDS

DECEMBER 31, 2011

	General	Capital Projects	Other Governmental Funds	Total Governmental Funds
<b>Assets</b>				
Equity in pooled cash and equivalents	\$ 4,629,365	\$ 314,882	\$ 4,751,054	\$ 9,695,301
Income taxes receivable	2,407,500	-	-	2,407,500
Taxes receivable - property and other	1,179,400	-	5,611,200	6,790,600
Special assessments receivable	-	-	102,800	102,800
Due from other governments	328,400	-	1,246,607	1,575,007
Accounts receivable and other	65,800	-	266,900	332,700
Interfund receivables	351,211	-	-	351,211
Prepaid items	45,500	-	-	45,500
<b>Total assets</b>	<b>\$ 9,007,176</b>	<b>\$ 314,882</b>	<b>\$ 11,978,561</b>	<b>\$ 21,300,619</b>
<b>Liabilities and fund balances</b>				
<b>Liabilities</b>				
Accounts and contracts payable	\$ 51,244	\$ -	\$ 410,454	\$ 461,698
Accrued wages and benefits	186,454	-	155,075	341,529
Due to other governments	408,330	-	308,174	716,504
Interfund payables	-	-	351,211	351,211
Matured bonds and coupons payable	-	-	127,951	127,951
Deferred revenue	3,112,800	-	7,017,380	10,130,180
<b>Total liabilities</b>	<b>3,758,828</b>	<b>-</b>	<b>8,370,245</b>	<b>12,129,073</b>
<b>Fund balances</b>				
Nonspendable	45,500	-	-	45,500
Restricted	-	314,882	3,634,036	3,948,918
Committed	449,432	-	-	449,432
Assigned	75,088	-	-	75,088
Unassigned	4,678,328	-	(25,720)	4,652,608
<b>Total fund balances</b>	<b>5,248,348</b>	<b>314,882</b>	<b>3,608,316</b>	<b>9,171,546</b>
<b>Total liabilities and fund balances</b>	<b>\$ 9,007,176</b>	<b>\$ 314,882</b>	<b>\$ 11,978,561</b>	<b>\$ 21,300,619</b>

See accompanying notes to the basic financial statements



CITY OF NORTH RIDGEVILLE, OHIO  
 RECONCILIATION OF TOTAL GOVERNMENTAL FUND BALANCES  
 TO NET ASSETS OF GOVERNMENTAL ACTIVITIES

DECEMBER 31, 2011

Total governmental funds balances	\$	9,171,546
Amount reported for governmental activities in the statement of net assets are different because:		
Capital assets used in governmental activities are not financial resources and therefore not reported in the funds.		63,839,053
Other long-term assets are not available to pay for current period expenditures and therefore are deferred in the funds:		
Property and other local taxes	345,500	
Municipal income tax	1,665,800	
Intergovernmental	1,228,000	
Special assessments	115,000	
Total	3,354,300	3,354,300
In the statement of activities, interest is accrued on outstanding long-term obligations, whereas in governmental funds, an interest expenditure is reported when due.		(34,100)
Long-term liabilities are not due and payable in the current period and therefore are not reported in the funds:		
Notes and loans payable	(2,841,140)	
OPWC loans payable	(919,596)	
General obligation bonds payable	(4,250,000)	
Special assessment bonds	(115,000)	
Capital leases	(81,187)	
Compensated absences	(3,493,697)	
	(11,700,620)	(11,700,620)
An internal service fund is used by management to charge the costs of insurance to individual funds. The assets and liabilities of the internal service fund are included in governmental activities in the statement of net assets.		
Net assets		379,280
Internal balances		(40,989)
Net assets of governmental activities	\$	64,968,470

See accompanying notes to the basic financial statements.

CITY OF NORTH RIDGEVILLE, OHIO

STATEMENT OF REVENUES, EXPENDITURES AND CHANGES IN FUND BALANCES -  
GOVERNMENTAL FUNDS

FOR THE YEAR ENDED DECEMBER 31, 2011

	General	Capital Projects	Other Governmental Funds	Total Governmental Funds
<b>Revenues</b>				
Property and other local taxes	\$ 1,088,317	\$ -	\$ 5,068,961	\$ 6,157,278
Municipal income taxes	8,302,962	-	-	8,302,962
Intergovernmental	1,413,051	-	3,479,456	4,892,507
Special assessments	-	-	148,018	148,018
Charges for services	-	-	3,111,124	3,111,124
Fines, licenses and permits	1,174,351	-	76,442	1,250,793
Interest	13,481	1,891	19,917	35,289
Miscellaneous	705,078	7,001	362,432	1,074,511
<b>Total revenues</b>	<u>12,697,240</u>	<u>8,892</u>	<u>12,266,350</u>	<u>24,972,482</u>
<b>Expenditures</b>				
<b>Current</b>				
Security of persons and property	4,900,296	-	5,049,535	9,949,831
Public health and welfare	386,587	-	28,500	415,087
Leisure time activities	204,294	-	164,272	368,566
Community environment	1,389,032	-	-	1,389,032
Transportation	-	-	2,803,235	2,803,235
General government	3,104,353	-	3,463,016	6,567,369
Capital outlay	-	399,864	289,834	689,698
<b>Debt service</b>				
Principal	-	3,115,916	273,349	3,389,265
Capital lease	18,642	-	4,237	22,879
Interest and fiscal charges	6,488	109,625	146,875	262,988
<b>Total expenditures</b>	<u>10,009,692</u>	<u>3,625,405</u>	<u>12,222,853</u>	<u>25,857,950</u>
<b>Excess (deficiency) of revenues over expenditures</b>	<u>2,687,548</u>	<u>(3,616,513)</u>	<u>43,497</u>	<u>(885,468)</u>
<b>Other financing sources (uses)</b>				
Transfers in	-	1,050,000	-	1,050,000
Transfers out	(1,050,000)	-	-	(1,050,000)
Issuance of notes and loans	-	2,396,000	318,056	2,714,056
<b>Total other financing sources (uses)</b>	<u>(1,050,000)</u>	<u>3,446,000</u>	<u>318,056</u>	<u>2,714,056</u>
<b>Net change in fund balances</b>	1,637,548	(170,513)	361,553	1,828,588
<b>Fund balances, beginning of year, restated</b>	<u>3,610,800</u>	<u>485,395</u>	<u>3,246,763</u>	<u>7,342,958</u>
<b>Fund balances, end of year</b>	<u>\$ 5,248,348</u>	<u>\$ 314,882</u>	<u>\$ 3,608,316</u>	<u>\$ 9,171,546</u>

See accompanying notes to the basic financial statements.

CITY OF NORTH RIDGEVILLE, OHIO

RECONCILIATION OF THE STATEMENT OF REVENUES, EXPENDITURES AND CHANGES IN  
FUND BALANCES OF GOVERNMENTAL FUNDS TO THE STATEMENT OF ACTIVITIES

FOR THE YEAR ENDED DECEMBER 31, 2011

Net change in fund balances - total governmental funds		\$ 1,828,588
Amounts reported for governmental activities in the statement of activities are different because:		
Governmental funds report capital outlays as expenditures. However in the statement of activities, the cost of those assets is allocated over their useful lives and reported as depreciation expense. This is the amount by which depreciation expense exceeded net capital outlay in the current period.		
	Capital outlay, net	3,244,086
	Depreciation expense	<u>(4,456,981)</u>
		(1,212,895)
Revenues in the statement of activities that do not provide current financial resources are not reported as revenues in the funds		
	Municipal income tax	229,900
	Property and other local taxes	(8,100)
	Miscellaneous	(54,800)
	Special assessments	(25,000)
	Intergovernmental	<u>(536,397)</u>
		(394,397)
Other financing sources in the governmental funds that increase long-term liabilities in the statement of net assets are not reported as revenue in the statement of activities.		
	Note proceeds	(2,419,760)
	Loan proceeds	<u>(294,296)</u>
		(2,714,056)
Repayment of debt principal is an expenditure in the governmental funds, but the repayment reduces long-term liabilities in the statement of net assets.		
	Note principal paid	2,606,000
	Loan principal paid	58,265
	Capital lease principal paid	22,879
	Bond principal paid	<u>725,000</u>
		3,412,144
In the statement of activities, interest is accrued on outstanding debt, whereas in governmental funds, an interest expenditure is reported when due.		
		2,400
Some expenses reported in the statement of activities do not require the use of current financial resources and therefore are not reported as expenditures in governmental funds.		
	Compensated absences	183,101
The internal service fund used by management to charge the costs of insurance to individual funds is not reported in the entity-wide statement of activities. Governmental expenditures and related internal service fund revenues are eliminated. The net revenue (expense) of the internal service fund is allocated among governmental activities.		
	Change in net assets	133,826
	Internal balances	<u>(29,091)</u>
		104,735
Change in net assets of governmental activities		<u>\$ 1,209,620</u>

See accompanying notes to the basic financial statements.

CITY OF NORTH RIDGEVILLE, OHIO

STATEMENT OF REVENUES, EXPENDITURES AND CHANGES IN FUND BALANCES  
BUDGET (NON-GAAP BUDGETARY BASIS) AND ACTUAL

FOR THE YEAR ENDED DECEMBER 31, 2011

	General Fund			Variance with Final Budget Positive (Negative)
	Budget Amounts		Actual	
	Original	Final		
<b>Revenues</b>				
Local taxes	\$ 1,072,212	\$ 1,086,612	\$ 1,088,317	\$ 1,705
Intergovernmental revenue	1,023,788	1,464,600	1,441,951	(22,649)
Fines, licenses, and permits	949,300	1,029,300	1,176,451	147,151
Interest	5,000	5,000	4,862	(138)
Miscellaneous	639,800	756,100	895,556	139,456
Total revenues	<u>3,690,100</u>	<u>4,341,612</u>	<u>4,607,137</u>	<u>265,525</u>
<b>Expenditures</b>				
Current				
Security of persons and property	5,722,189	5,674,839	5,327,957	346,882
Public health and welfare	367,607	369,697	360,945	8,752
Leisure time activities	219,333	219,333	203,609	15,724
Community development	1,533,580	1,566,660	1,354,883	211,777
General government	3,300,299	3,331,539	2,818,182	513,357
Total expenditures	<u>11,143,008</u>	<u>11,162,068</u>	<u>10,065,576</u>	<u>1,096,492</u>
Excess (deficiency) of revenues over expenditures	<u>(7,452,908)</u>	<u>(6,820,456)</u>	<u>(5,458,439)</u>	<u>1,362,017</u>
Other financing sources (uses)				
Transfers-in	5,950,000	5,950,000	5,950,000	-
Advances-in	445,000	445,000	445,000	-
Advances-out	<u>(150,000)</u>	<u>(430,000)</u>	<u>(430,000)</u>	-
Total other financing sources (uses)	<u>6,245,000</u>	<u>5,965,000</u>	<u>5,965,000</u>	-
Excess (deficiency) of revenues over expenditures and other financing sources (uses)	<u>(1,207,908)</u>	<u>(855,456)</u>	<u>506,561</u>	<u>1,362,017</u>
Prior year encumbrances	155,425	155,425	155,425	-
Fund balances, beginning of year	<u>1,582,043</u>	<u>1,582,043</u>	<u>1,582,043</u>	-
Fund balances, end of year	<u>\$ 529,560</u>	<u>\$ 882,012</u>	<u>\$ 2,244,029</u>	<u>\$ 1,362,017</u>

See accompanying notes to the basic financial statements.

CITY OF NORTH RIDGEVILLE, OHIO  
STATEMENT OF FUND NET ASSETS -  
PROPRIETARY FUNDS

DECEMBER 31, 2011

	Business-Type Activities - Enterprise Funds			Governmental Activities
	Water	Sewer	Total	Internal Service Fund
<b>Assets</b>				
Current assets				
Equity in pooled cash and equivalents	\$ 4,466,640	\$ 10,450,551	\$ 14,917,191	\$ 251,377
Accounts receivable and other	330,500	587,500	918,000	-
Due from other governments	-	510,327	510,327	-
Inventories and supplies	190,300	29,000	219,300	-
Prepaid and deferred expenses	3,900	15,600	19,500	-
Total current assets	<u>4,991,340</u>	<u>11,592,978</u>	<u>16,584,318</u>	<u>251,377</u>
Noncurrent assets				
Nondepreciable capital assets	19,951	772,158	792,109	-
Depreciable capital assets, net	20,656,921	52,123,289	72,780,210	-
Intangible assets, net	1,455,270	-	1,455,270	-
Special assessments receivable	-	2,755,000	2,755,000	-
Claims advance deposit	-	-	-	460,000
Total noncurrent assets	<u>22,132,142</u>	<u>55,650,447</u>	<u>77,782,589</u>	<u>460,000</u>
Total assets	<u>27,123,482</u>	<u>67,243,425</u>	<u>94,366,907</u>	<u>711,377</u>
<b>Liabilities</b>				
Current				
Accounts and contracts payable	63,620	393,734	457,354	-
Accrued salaries, wages, and benefits	20,280	55,556	75,836	-
Claims payable	-	-	-	332,097
Accrued interest payable	18,100	71,600	89,700	-
Due to other governments	25,787	69,675	95,462	-
Notes payable	443,000	1,216,000	1,659,000	-
Loans payable	171,165	8,451	179,616	-
Capital lease payable	474	907	1,381	-
General obligation bonds payable	500,000	985,000	1,485,000	-
Special assessment bonds payable	-	100,000	100,000	-
Total current liabilities	<u>1,242,426</u>	<u>2,900,923</u>	<u>4,143,349</u>	<u>332,097</u>
Long-term liabilities				
Loans payable	2,324,093	63,380	2,387,473	-
Capital lease payable	1,082	2,073	3,155	-
General obligation bonds payable	3,465,000	13,420,000	16,885,000	-
Special assessment bonds payable	-	1,960,000	1,960,000	-
Accrued leave benefits	197,451	421,692	619,143	-
Total long-term liabilities	<u>5,987,626</u>	<u>15,867,145</u>	<u>21,854,771</u>	<u>-</u>
Total liabilities	<u>7,230,052</u>	<u>18,768,068</u>	<u>25,998,120</u>	<u>332,097</u>
<b>Net assets</b>				
Invested in capital assets, net of related debt	15,227,328	35,139,636	50,366,964	-
Unrestricted	4,666,102	13,335,721	18,001,823	379,280
Total net assets	<u>\$ 19,893,430</u>	<u>\$ 48,475,357</u>	<u>68,368,787</u>	<u>\$ 379,280</u>

Net assets reported for business-type activities in the statement of net assets are different because they include accumulated underpayments to the internal service fund:

40,989
<u>\$ 68,409,776</u>

See accompanying notes to the basic financial statements.

CITY OF NORTH RIDGEVILLE, OHIO

STATEMENT OF REVENUES, EXPENSES AND CHANGES IN FUND NET ASSETS -  
 PROPRIETARY FUNDS

FOR THE YEAR ENDED DECEMBER 31, 2011

	Business-Type Activities - Enterprise Funds			Governmental Activities
	Water	Sewer	Total	Internal Service Fund
Operating revenues				
Charges for services	\$ 3,496,610	\$ 5,744,923	\$ 9,241,533	\$ 2,529,468
Miscellaneous	126,691	91,146	217,837	-
Total operating revenues	<u>3,623,301</u>	<u>5,836,069</u>	<u>9,459,370</u>	<u>2,529,468</u>
Operating expenses				
Personal services	813,631	2,177,679	2,991,310	-
Contractual services	118,903	916,342	1,035,245	-
Supplies and materials	1,428,474	516,560	1,945,034	-
Other operating	87,618	478,759	566,377	2,397,235
Depreciation	749,831	1,931,552	2,681,383	-
Amortization	68,352	-	68,352	-
Total operating expenses	<u>3,266,809</u>	<u>6,020,892</u>	<u>9,287,701</u>	<u>2,397,235</u>
Operating income (loss)	<u>356,492</u>	<u>(184,823)</u>	<u>171,669</u>	<u>132,233</u>
Nonoperating revenues (expenses)				
Interest income	17,959	43,492	61,451	1,593
Loss on disposal of capital assets	(5,689)	(3,827)	(9,516)	-
Interest and fiscal charges	(305,284)	(813,953)	(1,119,237)	-
Total nonoperating revenues (expenses)	<u>(293,014)</u>	<u>(774,288)</u>	<u>(1,067,302)</u>	<u>1,593</u>
Income (loss) before contributions and transfers	<u>63,478</u>	<u>(959,111)</u>	<u>(895,633)</u>	<u>133,826</u>
Capital contributions	744,369	1,657,384	2,401,753	-
	<u>744,369</u>	<u>1,657,384</u>	<u>2,401,753</u>	<u>-</u>
Change in net assets	807,847	698,273	1,506,120	133,826
Net assets, beginning of year	<u>19,085,583</u>	<u>47,777,084</u>		<u>245,454</u>
Net assets, end of year	<u>\$ 19,893,430</u>	<u>\$ 48,475,357</u>		<u>\$ 379,280</u>

Some amounts reported for business-type activities in the statement of activities are different because a portion of the net expense of the internal service fund is reported with business-type activities:

Change in net assets business type activities	<u>29,091</u>
	<u>\$ 1,535,211</u>

See accompanying notes to the basic financial statements.

CITY OF NORTH RIDGEVILLE, OHIO

STATEMENT OF CASH FLOWS -  
PROPRIETARY FUNDS

FOR THE YEAR ENDED DECEMBER 31, 2011

	Business-Type Activities - Enterprise Funds			Governmental
	Water	Sewer	Total	Internal Service Fund
Cash flows from operating activities:				
Receipts from customers and users	\$ 3,544,610	\$ 5,868,333	\$ 9,412,943	\$ 2,529,468
Cash payments to suppliers for materials and supplies	(1,789,000)	(571,982)	(2,360,982)	-
Cash payments for employee services and benefits	(817,274)	(2,169,795)	(2,987,069)	-
Cash payments for contractual services	(117,378)	(965,875)	(1,083,253)	(2,656,536)
Other operating revenues	126,691	91,146	217,837	-
Other operating expenses	(90,123)	(482,808)	(572,931)	-
Net cash provided by (used in) operating activities	<u>857,526</u>	<u>1,769,019</u>	<u>2,626,545</u>	<u>(127,068)</u>
Cash flows from capital and related financing activities:				
Acquisition of capital assets	(170,863)	(55,787)	(226,650)	-
Tap-in fees	184,755	1,244,027	1,428,782	-
Issuance of notes	443,000	1,216,000	1,659,000	-
Note principal paid	(335,000)	(789,000)	(1,124,000)	-
Loan principal paid - OPWC	-	(8,451)	(8,451)	-
Loan principal paid - ETL2	(24,866)	-	(24,866)	-
Loan principal paid - OWDA	(139,505)	-	(139,505)	-
Bond principal paid	(480,000)	(1,050,000)	(1,530,000)	-
Capital lease principal paid	(439)	(840)	(1,279)	-
Interest paid	(305,284)	(811,653)	(1,116,937)	-
Net cash (used in) capital and related financing activities	<u>(828,202)</u>	<u>(255,704)</u>	<u>(1,083,906)</u>	<u>-</u>
Cash flows from investing activities:				
Interest	17,959	37,967	55,926	1,593
Net cash provided by investing activities	<u>17,959</u>	<u>37,967</u>	<u>55,926</u>	<u>1,593</u>
Net increase (decrease) in cash and cash equivalents	47,283	1,551,282	1,598,565	(125,475)
Cash and cash equivalents, beginning of year	<u>4,419,357</u>	<u>8,899,269</u>	<u>13,318,626</u>	<u>376,852</u>
Cash and cash equivalents, end of year	<u>\$ 4,466,640</u>	<u>\$ 10,450,551</u>	<u>\$ 14,917,191</u>	<u>\$ 251,377</u>
Noncash capital and related financing activities:				
Contributions of capital assets from contractors, consisting of infrastructure	<u>\$ 559,614</u>	<u>\$ 717,082</u>	<u>\$ 1,276,696</u>	<u>\$ -</u>

(Continued)

See accompanying notes to the basic financial statements.

CITY OF NORTH RIDGEVILLE, OHIO

STATEMENT OF CASH FLOWS -  
PROPRIETARY FUNDS

FOR THE YEAR ENDED DECEMBER 31, 2011

(Concluded)

	Business-Type Activities - Enterprise Funds			Governmental Activities
	Water	Sewer	Total	Internal Service Fund
Reconciliation of operating income to net cash provided by operating activities:				
Operating income (loss)	\$ 356,492	\$ (184,823)	\$ 171,669	\$ 132,233
Adjustments:				
Depreciation	749,831	1,931,552	2,681,383	-
Amortization	68,352	-	68,352	-
Changes in net assets (increase) decrease and liabilities increase (decrease)				
Accounts receivable and other	48,000	72,000	120,000	-
Due from other governments	-	(223,453)	(223,453)	-
Due from other funds	-	-	-	-
Inventories and supplies	(13,400)	5,000	(8,400)	-
Prepaid and deferred expenses	60	240	300	-
Claims advance deposit	-	-	-	(17,100)
Accounts and contracts payable	(347,389)	161,416	(185,973)	(189,298)
Accrued salaries, wages, and benefits	(1,601)	3,286	1,685	-
Claims payable	-	-	-	(52,903)
Due to other governments	(3,267)	(344)	(3,611)	-
Accrued leave benefits	448	4,145	4,593	-
Net cash provided by (used in) operating activities	<u>\$ 857,526</u>	<u>\$ 1,769,019</u>	<u>\$ 2,626,545</u>	<u>\$ (127,068)</u>

See accompanying notes to the basic financial statements.



CITY OF NORTH RIDGEVILLE, OHIO  
STATEMENT OF FIDUCIARY ASSETS AND LIABILITIES  
DECEMBER 31, 2011

	<u>Agency Funds</u>
Assets	
Equity in pooled cash and equivalents	<u>\$ 848,710</u>
Liabilities	
Accounts and contracts payable	\$ 989
Due to others	<u>847,721</u>
Total liabilities	<u>\$ 848,710</u>

See accompanying notes to the basic financial statements.

This page intentionally left blank.

CITY OF NORTH RIDGEVILLE, OHIO  
NOTES TO THE BASIC FINANCIAL STATEMENTS  
DECEMBER 31, 2011

NOTE 1 DESCRIPTION OF THE CITY AND REPORTING ENTITY

The City of North Ridgeville, Ohio, was founded in 1810 and became a City in 1960. The North Ridgeville Charter was originally adopted by the voters in October, 1961, in order to secure the benefits of municipal home rule. Under the Ohio Constitution, the City may exercise all powers of local self-government to the extent not in conflict with applicable general laws. The City, under its charter, operates with an elected Council/Mayor form of government. The responsibilities for the major financial functions of the City are divided among the Council, Mayor, Auditor, and Treasurer. The Auditor, who is appointed by Council, is the City's fiscal and chief accounting officer. The Treasurer, Law Director, and other appointed officials are appointed by the Mayor with Council approval. The City's fiscal year corresponds with the calendar year.

A reporting entity is comprised of the primary government, component units and other organizations that are included to insure that the financial statements are not misleading. The primary government of the City consists of all funds, agencies, departments and offices that are not legally separate from the City. The primary government includes the City departments and agencies that provide the following services: police protection, fire fighting and prevention, emergency rescue, street maintenance and repairs, sanitation, building inspection, parks and recreation, water and sewer.

Component units are legally separate organizations for which the City is financially accountable. The City is financially accountable for an organization if the City appoints a voting majority of the organization's governing board and (1) the City is able to significantly influence the programs or services performed or provided by the organization; or (2) the City is legally entitled to or can otherwise access the organization's resources; the City is legally obligated or has otherwise assumed the responsibility to finance the deficits of, or provide financial support to, the organization; or the City is obligated for the debt of the organization. Component units may also include organizations that are fiscally dependent on the City in that the City approves the budget, the issuance of debt or the levying of taxes. The City has no component units.

The City is associated with the Lorain County General Health District, a jointly governed organization, which provides health services to the members of the Health District. The City does not have any financial interest in or responsibility for the Health District. The County Auditor serves as fiscal agent. See Note 19.

The City is a member of the Northeast Ohio Public Energy Council (NOPEC). NOPEC is a regional council of governments formed under Chapter 167 of the Ohio Revised Code. NOPEC was formed to serve as a vehicle for communities wishing to proceed with an aggregation program for the purchase of electricity. See Note 19.

The City entered into a Joint Economic Development Zone Agreement (JEDZ) in 2008. However, the City has no financial commitment to the project and has no direct economic benefit. See Note 19.

NOTE 2 SUMMARY OF SIGNIFICANT ACCOUNTING POLICIES

The financial statements of the City of North Ridgeville have been prepared in conformity with generally accepted accounting principles (GAAP) as applied to local governmental units. The Governmental Accounting Standards Board (GASB) is the accepted standard-setting body for establishing governmental accounting and financial principles. The City also applies Financial Accounting Standards Board (FASB) Statements and Interpretations issued on or before November 30, 1989, to its business-type activities and to its proprietary funds provided they do not conflict with or contradict GASB pronouncements. The most significant of the City's accounting policies are described below.

CITY OF NORTH RIDGEVILLE, OHIO  
NOTES TO THE BASIC FINANCIAL STATEMENTS  
DECEMBER 31, 2011

NOTE 2 SUMMARY OF SIGNIFICANT ACCOUNTING POLICIES (continued)

A. BASIS OF PRESENTATION

The City's basic financial statements consist of government-wide statements, including a statement of net assets and a statement of activities, and fund financial statements which provide a more detailed level of financial information.

Government-wide Financial Statements

The statement of net assets and the statement of activities display information about the City as a whole. These statements include the financial activities of the primary government, except for fiduciary funds. The activity of the internal service fund is eliminated to avoid "doubling up" revenues and expenses. The statements distinguish between those activities of the City that are governmental and those that are considered business-type activities.

The statement of net assets presents the financial condition of the governmental and business-type activities of the City at year-end. The statement of activities presents a comparison between direct expenses and program revenues for each program or function of the City's governmental activities and for the business-type activities of the City. Direct expenses are those that are specifically associated with a service, program or department and therefore clearly identifiable to a particular function. Program revenues include charges paid by the recipient of the goods or services offered by the program, grants and contributions that are restricted to meeting the operational or capital requirements of a particular program and interest earned on grants that is required to be used to support a particular program. Revenues which are not classified as program revenues are presented as general revenues of the City, with certain limited exceptions. The comparison of direct expenses with program revenues identifies the extent to which each business segment or governmental function is self-financing or draws from the general revenues of the City.

Fund Financial Statements

During the year, the City segregates transactions related to certain City functions or activities in separate funds in order to aid financial management and to demonstrate legal compliance. Fund financial statements are designed to present financial information of the City at this more detailed level. The focus of governmental and enterprise fund financial statements is on major funds. Each major fund is presented in a separate column. Nonmajor funds are aggregated and presented in a single column. The internal service fund is presented in a single column on the face of the proprietary fund statements. Fiduciary funds are reported by type.

B. FUND ACCOUNTING

The City uses funds to maintain its financial records during the year. A fund is defined as a fiscal and accounting entity with a self balancing set of accounts. There are three categories of funds: governmental, proprietary and fiduciary.

Governmental Funds

Governmental funds are those through which most governmental functions typically are financed. Governmental fund reporting focuses on the sources, uses and balances of current financial resources. Expendable assets are assigned to the various governmental funds according to the purposes for which they may or must be used. Current liabilities are assigned to the fund from which they will be paid. The difference between governmental fund assets and liabilities is reported as fund balance. The following are the City's major governmental funds:

CITY OF NORTH RIDGEVILLE, OHIO  
NOTES TO THE BASIC FINANCIAL STATEMENTS  
DECEMBER 31, 2011

NOTE 2 SUMMARY OF SIGNIFICANT ACCOUNTING POLICIES (continued)

B. FUND ACCOUNTING (continued)

General Fund - The General Fund accounts for all financial resources except those required to be accounted for in another fund. The General Fund balance is available to the City for any purpose provided it is expended or transferred according to the charter of the City and/or the general laws of Ohio.

Capital Projects Fund - The Capital Projects Fund accounts for resources used for the acquisition and construction of major capital assets.

The other governmental funds of the City account for grants and other resources whose use is restricted to a specific purpose.

Proprietary Funds

Proprietary fund reporting focuses on changes in net assets, financial position and cash flows. Proprietary funds are classified as either enterprise or internal service.

Enterprise Funds - Enterprise funds may be used to account for any activity for which a fee is charged to external users for goods or services. The following are the City's major enterprise funds:

Water Fund - The Water Fund accounts for the operation of the City's drinking water distribution system.

Sewer Fund - The Sewer Fund accounts for the operation of the City's sanitary sewer collection system and City owned wastewater treatment facility.

Internal Service Funds - Internal service funds account for the financing of services provided by one department or agency to other departments or agencies of the City on a cost-reimbursement basis. The City's Internal Service Fund reports on a self-insurance program for employee medical benefits.

Fiduciary Funds

Fiduciary fund reporting focuses on net assets and changes in net assets. The fiduciary fund category is split into four classifications: pension trust funds, investment trust funds, private-purpose trust funds and agency funds. Trust funds are used to account for assets held by the City under a trust agreement for individuals, private organizations, or other governments and are therefore not available to support the City's own programs. The City has no trust funds. Agency funds are purely custodial in nature (assets equal liabilities) and thus do not involve measurement of results of operations. The City's agency funds account for building permit fees collected on behalf of the State, certain activities of the senior citizens center, mayor court bail bond collections, and deposits from citizens, contractors and developers.

C. MEASUREMENT FOCUS

Government-wide Financial Statements

The government-wide financial statements are prepared using the flow of economic resources measurement focus. All assets and all liabilities associated with the operation of the City are included on the Statement of Net Assets. The Statement of Activities presents increases (i.e. revenues) and decreases (i.e. expenses) in net assets.

CITY OF NORTH RIDGEVILLE, OHIO  
NOTES TO THE BASIC FINANCIAL STATEMENTS  
DECEMBER 31, 2011

NOTE 2 SUMMARY OF SIGNIFICANT ACCOUNTING POLICIES (continued)

C. MEASUREMENT FOCUS (continued)

Amounts reported as program revenues include: charges to customers for goods, services, or privileges provided; operating grants and contributions; and capital grants and contributions including special assessments. Internally dedicated resources are reported as general revenues rather than program revenues, as are taxes.

Fund Financial Statements

All governmental funds are accounted for using a flow of current financial resources measurement focus. With this measurement focus, only current assets and current liabilities generally are included on the balance sheet. The statement of revenues, expenditures and changes in fund balances reports on the sources (i.e., revenues and other financing sources) and uses (i.e., expenditures and other financing uses) of current financial resources. This approach differs from the manner in which the governmental activities of the government-wide financial statements are prepared. Governmental fund financial statements therefore include a reconciliation with brief explanations to better identify the relationship between the government-wide statements and the statements for governmental funds.

Proprietary funds distinguish operating revenue and expenses from non-operating items. Operating revenue and expenses generally result from providing services and producing and delivering goods in accordance with the proprietary fund's principle on going operations. The principle operating revenue of the City's water fund and sewer fund are charges for services. These funds also recognize fees intended to recover the cost of connecting new customers to the City's water and sewer utility systems as operating revenue. Operating expenses for the enterprise funds include the cost of services, administrative expenses and overhead and depreciation on capital assets. All revenues and expenses not meeting this definition are reported as non-operating revenue and expenses, which for the City includes interest income, gain/loss on disposal of capital assets, and interest and fiscal charges.

As with the government-wide statements, all proprietary funds are accounted for on a flow of economic resources measurement focus. All assets and all liabilities associated with the operation of these funds are included on the statement of net assets. The statement of changes in fund net assets presents increases (i.e., revenues) and decreases (i.e., expenses) in total net assets. The statement of cash flows provides information about how the City finances and meets the cash flow needs of its proprietary activities.

D. BASIS OF ACCOUNTING

Basis of accounting determines when transactions are recorded in the financial records and reported on the financial statements. Government-wide financial statements are prepared using the accrual basis of accounting. Governmental funds use the modified accrual basis of accounting. Proprietary and fiduciary funds also use the accrual basis of accounting. Differences in the accrual and modified accrual basis of accounting arise in the recognition of revenue, the recording of deferred revenue and in the presentation of expenses versus expenditures.

Revenues - Exchange and Non-exchange Transactions

Revenue resulting from exchange transactions, in which each party gives and receives essentially equal value is recorded on the accrual basis when the exchange takes place. On a modified accrual basis, revenue is recorded in the fiscal year in which the resources are measurable and become available. Available means that the resources will be collected within the current fiscal year or are expected to be collected soon enough thereafter to be used to pay liabilities of the current fiscal year. For the City, available means expected to be received within thirty-one days of year-end.

CITY OF NORTH RIDGEVILLE, OHIO  
NOTES TO THE BASIC FINANCIAL STATEMENTS  
DECEMBER 31, 2011

NOTE 2 SUMMARY OF SIGNIFICANT ACCOUNTING POLICIES (continued)

D. BASIS OF ACCOUNTING (continued)

Nonexchange transactions, in which the City receives value without directly giving equal value in return, include income taxes, property taxes, grants, entitlements and donations. On an accrual basis, revenue from income taxes is recognized in the period in which the income is earned. Revenue from property taxes is recognized in the year for which the taxes are levied. Revenue from grants, entitlements and donations is recognized in the year in which all eligibility requirements have been satisfied. Eligibility requirements include timing requirements, which specify the year when the resources are required to be used or the year when use is first permitted, matching requirements, in which the City must provide local resources to be used for a specified purpose, and expenditure requirements, in which the resources are provided to the City on a reimbursement basis. On a modified accrual basis, revenue from nonexchange transactions must also be available before it can be recognized.

Under the modified accrual basis, the following revenue sources are considered to be both measurable and available at year-end: income tax, state-levied locally shared taxes including gasoline tax, fines and forfeitures, interest, grants, fees and rentals.

Deferred Revenue

Deferred revenue arises when assets are recognized before revenue recognition criteria have been satisfied.

Property taxes for which there is an enforceable legal claim as of December 31, 2011, but which were levied to finance subsequent year operations, have been recorded as deferred revenue. Special assessments not received within the available period, and grants and entitlements received before the eligibility requirements are met are also recorded as deferred revenue.

On governmental fund financial statements, receivables that will not be collected within the available period have also been reported as deferred revenue.

Expenses/Expenditures

On the accrual basis of accounting, expenses are recognized at the time they are incurred.

The measurement focus of governmental fund accounting is on decreases in net financial resources (expenditures) rather than expenses. Expenditures are generally recognized in the accounting period in which the related fund liability is incurred, if measurable. Allocations of cost, such as depreciation and amortization, are not recognized in governmental funds.

E. BUDGETARY PROCESS

All funds, except agency funds, are legally required to be budgeted and appropriated. The major documents prepared are the tax budget, the certificate of estimated resources, and the appropriations ordinance, all of which are prepared on the budgetary basis of accounting. The tax budget demonstrates a need for existing or increased tax rates. The certificate of estimated resources establishes a limit on the amount Council may appropriate. The appropriations ordinance is Council's authorization to spend resources and sets annual limits on expenditures plus encumbrances at the level of control selected by Council. The legal level of control has been established by Council by fund and within each fund by department at major object level, which includes personal services, other expenditures and transfers. Budgetary modifications may only be made by ordinance of the City Council.

CITY OF NORTH RIDGEVILLE, OHIO  
NOTES TO THE BASIC FINANCIAL STATEMENTS  
DECEMBER 31, 2011

NOTE 2 SUMMARY OF SIGNIFICANT ACCOUNTING POLICIES (continued)

E. BUDGETARY PROCESS (continued)

The certificate of estimated resources may be amended during the year if projected increases or decreases in revenue are identified. The amounts reported as the original budgeted amounts on the budgetary statements reflect the amounts on the certificate of estimated resources when the original appropriations were adopted. The amounts reported as the final budgeted amounts on the budgetary statements reflect the amounts on the amended certificate of estimated resources in effect at the time the final appropriations were enacted by Council.

The appropriations ordinance is subject to amendment throughout the year with the restriction that appropriations cannot exceed estimated resources. The amounts reported as the original budgeted amounts reflect the first appropriation ordinance for that fund that covered the entire year, including amounts automatically carried forward from prior years. The amounts reported as the final budgeted amounts represent the final appropriations amounts passed by Council during the year.

F. CASH AND CASH EQUIVALENTS

The City pools its cash for investment and administration purposes. Deposit and investment procedures are restricted by the provisions of the Ohio Revised Code. For purposes of the statement of cash flows, the City considers all highly liquid debt instruments purchased with a maturity of three months or less to be cash equivalents.

G. INVESTMENTS

Nonparticipating interest-earning investment contracts are stated at cost. Money market investments and participating interest earning investment contracts with a remaining maturity of one year or less at time of purchase are stated at amortized cost. All other investments are stated at fair value.

During the year, the City invested funds in the State Treasury Assets Reserve (STAR Ohio). STAR Ohio is an investment pool managed by the State Treasurer's Office which allows governments within Ohio to pool their funds for investment purposes. STAR Ohio is not registered with the SEC as an investment company, but does operate in a manner consistent with Rule 2a7 of The Investment Company Act of 1940. Investments in STAR Ohio are valued at STAR Ohio's share price which is the price the investment could be sold for on December 31, 2011.

H. INVENTORIES

Inventories are valued at the lower of cost (first-in, first-out) or market. The costs of inventory items are recognized as expenses when used in the enterprise funds. Inventories consist of parts and supplies.

I. PREPAID AND DEFERRED EXPENSES

Payments made to vendors for services that will benefit periods beyond the current year-end are recorded as prepaid items using the consumption method. A current asset for the prepaid amount is recorded at the time of the purchase and an expenditure/expense is reported in the year in which services are consumed. A portion of the relevant governmental funds' balances equal to the prepaid items has been reserved to indicate that it is not available for appropriation.

J. CAPITAL ASSETS

General capital assets are those assets not specifically related to activities reported in the proprietary funds. These assets generally result from expenditures in the governmental funds. These assets are reported in the governmental activities column of the government-wide statement of net assets but are not reported in the fund financial statements. Capital assets utilized by the proprietary funds are reported both in the business-type activities column of the government-wide statement of net assets and in the respective funds.



CITY OF NORTH RIDGEVILLE, OHIO  
 NOTES TO THE BASIC FINANCIAL STATEMENTS  
 DECEMBER 31, 2011

NOTE 2 SUMMARY OF SIGNIFICANT ACCOUNTING POLICIES (continued)

J. CAPITAL ASSETS (continued)

Capital assets are recorded at cost or estimated historical cost and updated for additions and retirements during the year. Donated capital assets are recorded at their fair market values as of the date received. The City maintains a capitalization threshold of twenty-five hundred dollars. The City's infrastructure consists of streets, bridges, culverts, curbs, sidewalks, storm sewers, and water and sanitary sewer systems. Improvements are capitalized, whereas the costs of normal maintenance and repairs that do not add to the value of the asset or materially extend an asset's life are not.

All reported capital assets are depreciated except for land and construction in progress. Improvements are depreciated over the remaining useful lives of the related capital assets. Useful lives for infrastructure were estimated based on the City's historical records of necessary improvements and replacement. Depreciation is computed using the straight-line method over the following useful lives:

Description	Estimated Lives
Buildings and improvements	30 to 50 years
Infrastructure	15 to 50 years
Equipment and vehicles	3 to 10 years

K. INTERFUND BALANCES

On fund financial statements, outstanding interfund loans and unpaid amounts for interfund services are reported as "interfund receivables/payables". Interfund loans which do not represent available expendable resources are offset by a fund balance reserve account. Interfund balance amounts are eliminated in the statement of net assets, except for any net residual amounts due between governmental and business-type activities, which are presented as internal balances. Long-term interfund loans are offset by a fund balance reserve account which indicates that they do not constitute available expendable financial resources, even though it is a component of net current assets.

L. UNPAID COMPENSATED ABSENCES

Vacation benefits are accrued as a liability as the benefits are earned if the employee's rights to receive compensation are attributable to services already rendered and it is probable that the employer will compensate the employees for the benefits through paid time off or some other means. Sick leave benefits are accrued as a liability using the vesting method. The liability is based on an estimate of the amount of accumulated sick leave that will be paid as a termination benefit.

M. ACCRUED LIABILITIES AND LONG-TERM LIABILITIES

All payables, accrued liabilities and long-term obligations are reported in the government-wide financial statements. All payables, accrued liabilities and long-term obligations payable from proprietary funds are reported on the proprietary fund financial statements.

Generally, governmental fund payables and accrued liabilities that, once incurred, are paid in a timely manner and in full from current financial resources are reported as obligations of the funds. However, claims and judgments, compensated absences and contractually required pension contributions that will be paid from governmental funds are reported as a liability in the fund financial statements only to the extent that they are due for payment during the current year. Bonds, capital leases and long-term loans are recognized as a liability on the governmental fund financial statements when due.

CITY OF NORTH RIDGEVILLE, OHIO  
NOTES TO THE BASIC FINANCIAL STATEMENTS  
DECEMBER 31, 2011

NOTE 2 SUMMARY OF SIGNIFICANT ACCOUNTING POLICIES (continued)

N. FUND BALANCE

Fund balance is divided into five classifications based primarily on the extent to which the City is bound to observe constraints imposed upon the use of the resources in the governmental funds. The classifications are as follows:

Nonspendable - The nonspendable fund balance category includes amounts that cannot be spent because they are not in spendable form, or legally or contractually required to be maintained intact. The "not in spendable form" criterion includes items that are not expected to be converted to cash. It also includes the long-term amount of loans receivable, as well as property acquired for resale, unless the use of the proceeds from the collection of those receivables or from the sale of those properties is restricted, committed, or assigned.

Restricted - Fund balance is reported as restricted when constraints placed on the use of resources are either externally imposed by creditors (such as through debt covenants), grantors, contributors, or laws or regulations of other governments or is imposed by law through constitutional provisions.

Committed - The committed fund balance classification includes amounts that can be used only for the specific purposes imposed by a formal action (ordinance) of the City Council. Those committed amounts cannot be used for any other purpose unless the City Council removes or changes the specified use by taking the same type of action (ordinance) it employed to previously commit those amounts. Committed fund balance also incorporates contractual obligations to the extent that existing resources in the fund have been specifically committed for use in satisfying those contractual requirements.

Assigned - Amounts in the assigned fund balance classification are intended to be used by the City for specific purposes but do not meet the criteria to be classified as restricted or committed. In governmental funds other than the general fund, assigned fund balance represents the remaining amount that is not restricted or committed. In the general fund, assigned amounts represent intended uses established by the City Council.

Unassigned - Unassigned fund balance is the residual classification for the general fund and includes all spendable amounts not contained in the other classifications. In other governmental funds, the unassigned classification is used only to report a deficit balance resulting from overspending for specific purposes for which amounts had been restricted, committed, or assigned.

The City applies restricted resources first when expenditures are incurred for purposes for which either restricted or unrestricted (committed, assigned, and unassigned) amounts are available. Similarly, within unrestricted fund balance, committed amounts are reduced first followed by assigned, and then unassigned amounts when expenditures are incurred for purposes for which amounts in any of the unrestricted fund balance classifications could be used.

CITY OF NORTH RIDGEVILLE, OHIO  
NOTES TO THE BASIC FINANCIAL STATEMENTS  
DECEMBER 31, 2011

NOTE 2 SUMMARY OF SIGNIFICANT ACCOUNTING POLICIES (continued)

O. NET ASSETS

Net assets represent the difference between assets and liabilities. Net assets invested in capital assets, net of related debt consists of capital assets, net of accumulated depreciation, reduced by the outstanding balances of any borrowing used for the acquisition, construction or improvement of those assets. Net assets are reported as restricted when there are limitations imposed on their use either through the enabling legislation adopted by the City or through external restrictions imposed by creditors, grantors or laws or regulations of other governments.

The City applies restricted resources when an expense is incurred for purposes for which both restricted and unrestricted net assets are available.

P. OPERATING REVENUES AND EXPENSES

Operating revenues are those revenues that are generated directly from the primary activity of the proprietary funds. For the City, these revenues are charges for services primarily for water and sanitary sewer services and self-insurance program. Operating expenses are necessary costs incurred to provide the goods or service that is the primary activity of the fund. All revenues and expenses not meeting this definition are reported as nonoperating.

Q. CONTRIBUTIONS OF CAPITAL

Contributions of capital in proprietary fund financial statements arise from outside contributions of capital assets (primarily related to housing developments), tap-in fees to the extent they exceed the cost of the connection to the system, or from grants or outside contributions of resources restricted to capital acquisition and construction.

R. INTERFUND ACTIVITY

Transfers between governmental and business-type activities on the government-wide statements are reported in the same manner as general revenues. Transfers between governmental activities are eliminated on the government-wide financial statements. Internal allocations of overhead expenses from one function to another or within the same function are eliminated on the Statement of Activities. Interfund payments for services provided and used are not eliminated.

Exchange transactions between funds are reported as revenues in the seller funds and as expenditures/expenses in the purchaser funds. Flows of cash or goods from one fund to another without a requirement for repayment are reported as interfund transfers. Interfund transfers are reported as other financing sources/uses in governmental funds and after nonoperating revenues/expenses in proprietary funds. Repayments from funds responsible for particular expenditures/expenses to the funds that initially paid for them are presented on the financial statements.

S. EXTRAORDINARY AND SPECIAL ITEMS

Extraordinary items are transactions or events that are both unusual in nature and infrequent in occurrence. Special items are transactions or events that are within the control of the City Administration and that are either unusual in nature or infrequent in occurrence. Neither type of transaction occurred during the current year.

T. USE OF ESTIMATES

The preparation of the financial statements in conformity with generally accepted accounting principles requires management to make estimates and assumptions that affect the amounts reported in the financial statements and accompanying notes. Actual results may differ from those estimates.

CITY OF NORTH RIDGEVILLE, OHIO  
NOTES TO THE BASIC FINANCIAL STATEMENTS  
DECEMBER 31, 2011

**NOTE 3 PRIOR PERIOD ADJUSTMENT AND CHANGE IN ACCOUNTING PRINCIPLES**

**A. PRIOR PERIOD ADJUSTMENT**

The City amended the opening balance of net assets to more accurately reflect its collection of estimated income tax payments received, and accordingly, the estimate of municipal income taxes receivable applicable to the Statement of Net Assets as of December 31, 2010.

Net Assets as of December 31, 2010 have been restated as follows:

	<u>Governmental Activities</u>	<u>Business-Type Activities</u>	<u>Total</u>
Net assets at 12/31/10, as previously reported	\$ 66,884,850	\$ 66,874,565	\$ 133,759,415
Correction for income tax revenue	(3,126,000)	-	(3,126,000)
Net assets at 12/31/10, as restated	<u>\$ 63,758,850</u>	<u>\$ 66,874,565</u>	<u>\$ 130,633,415</u>

**B. CHANGE IN ACCOUNTING PRINCIPLES**

For fiscal year 2011, the City has implemented Governmental Accounting Standards Board (GASB) Statement No. 54, "Fund Balance Reporting and Governmental Fund Type Definitions and Governmental Fund Type Definitions", and GASB Statement No. 59, "Financial Instruments Omnibus".

GASB Statement No. 54 enhances the usefulness of fund balance information by providing clearer fund balance classifications that can be more consistently applied and by clarifying the existing governmental fund type definitions. This statement establishes fund balance classifications that comprise a hierarchy based primarily on the extent to which a government is bound to observe constraints imposed upon the use of the resources reported in governmental funds. The implementation of this statement resulted in the reclassification of certain funds and restatement of the City's financial statements.

GASB Statement No. 59 updates and improves guidance for financial reporting and disclosure requirements of certain financial instruments and external investment pools. The implementation of GASB Statement No. 59 did not have an effect on the financial statements of the City.

The implementation of GASB Statement No. 54 had the following effect on fund balances of the major and nonmajor funds as they were previously reported:

	<u>General Fund</u>	<u>Income Tax Fund</u>	<u>Capital Projects Fund</u>	<u>Other Governmental Funds</u>	<u>Total Governmental Funds</u>
Fund balance at 12/31/10					
As previously reported	\$ 1,509,919	\$ 2,100,881	\$ 485,395	\$ 3,246,763	\$ 7,342,958
Change in fund structure	2,100,881	(2,100,881)	-	-	-
As restated at 12/31/10	<u>\$ 3,610,800</u>	<u>\$ -</u>	<u>\$ 485,395</u>	<u>\$ 3,246,763</u>	<u>\$ 7,342,958</u>

CITY OF NORTH RIDGEVILLE, OHIO  
 NOTES TO THE BASIC FINANCIAL STATEMENTS  
 DECEMBER 31, 2011

**NOTE 4 COMPLIANCE AND ACCOUNTABILITY**

Not apparent in the basic financial statements are the following deficit fund balances:

Special Revenue Funds	
Paramedic Levy	\$ (25,720)

The deficit results from reflecting expenditures in accordance with the modified accrual basis of accounting, which are larger than amounts recognized on the budget basis. The City, in accordance with its budget basis, will appropriate such expenditures from resources of the subsequent year.

**NOTE 5 BUDGETARY BASIS OF ACCOUNTING**

While the City is reporting financial position, results of operations, and changes in fund balances on the basis of generally accepted accounting principles (GAAP), the budgetary basis as provided by law is based upon accounting for certain transactions on a basis of cash receipts, disbursements and encumbrances. The "Statement of Revenues, Expenditures, and Changes in Fund Balance – Budget (Non-GAAP Basis) and Actual" is presented on the budgetary basis to provide a meaningful comparison of actual results with the budget. The major differences between the budget basis and the GAAP basis are that:

Revenues are recorded when received (budget basis) rather than when susceptible to accrual (GAAP basis).

Expenditures are recorded when paid or encumbered (budget basis) rather than when the liability is incurred (GAAP basis).

Proceeds from and principle payments on short-term note obligations are reported on the operating statement (budget basis) rather than balance sheet transactions (GAAP basis).

The following table summarizes the adjustments necessary to reconcile the GAAP basis statements to the budgetary basis statements for the General Fund.

Net Change in Fund Balance	
	General Fund
Budget basis	\$ 506,561
Adjustments, increase (decrease)	
Revenue accruals	(669,700)
Expenditure accruals	905,353
Funds budgeted elsewhere **	895,334
GAAP basis, as reported	\$ 1,637,548

\*\* As part of Governmental Accounting Standards Board Statement No. 54, "Fund Balance Reporting", the Income Tax Fund is legally budgeted in a separate special revenue fund, but is considered part of the General Fund on a GAAP basis.

CITY OF NORTH RIDGEVILLE, OHIO  
NOTES TO THE BASIC FINANCIAL STATEMENTS  
DECEMBER 31, 2011

NOTE 6 POOLED CASH AND EQUIVALENTS, DEPOSITS AND INVESTMENTS

A. LEGAL REQUIREMENTS

State statutes classify monies held by the City into three categories.

Active deposits are public deposits necessary to meet current demands on the treasury. Such monies must be maintained either as cash in the City Treasury, in commercial accounts payable or withdrawable on demand, including negotiable order of withdrawal (NOW) accounts, or in money market deposit accounts.

Inactive deposits are public deposits the City has identified as not required for use within the current five year period of designation of depositories. Inactive deposits must either be evidenced by certificates of deposit maturing not later than the end of the current period of designation of depositories, or by savings or deposit accounts including, but not limited to, passbook accounts.

Interim monies are those monies which are not needed for immediate use but which will be needed before the end of the current period of designation of depositories. Interim deposits must be evidenced by time certificates of deposit maturing not more than one year from the date of deposit, or by savings or deposit accounts, including passbook accounts.

Protection of the City's deposits is provided by the Federal Deposit Insurance Corporation (FDIC), by eligible securities pledged by the financial institution as security for repayment, by surety company bonds deposited with the Treasurer by the financial institution, or by a single collateral pool established by the financial institution to secure the repayment of all public monies deposited with the institution.

Interim monies may be invested in the following securities:

1. United States Treasury bills, bonds, notes, or any other obligation or security issued by the United States Treasury, or any other obligation guaranteed as to principal and interest by the United States;
2. Bonds, notes, debentures, or any other obligation or security issued by any federal government agency or instrumentality including, but not limited to, the Federal National Mortgage Association, Federal Home Loan Bank, Federal Farm Credit Bank, Federal Home Loan Mortgage Corporation, Government National Mortgage Association, and Student Loan Marketing Association. All federal agency securities shall be direct issuances of federal government agencies or instrumentalities;
3. Written repurchase agreements in the securities listed above provided that the market value of the securities subject to the repurchase agreement must exceed the principal value of the agreement by at least 2 percent and be marked to market daily, and the term of the agreement must not exceed thirty days;
4. Bonds and other obligations of the State of Ohio;
5. No-load money market mutual funds consisting exclusively of obligations described in division (1) or (2) and repurchase agreements secured by such obligations, provided that investments in securities described in this division are made only through eligible institutions;
6. The State Treasurer's investment pool (STAR Ohio).

CITY OF NORTH RIDGEVILLE, OHIO  
 NOTES TO THE BASIC FINANCIAL STATEMENTS  
 DECEMBER 31, 2011

NOTE 6 DEPOSITS AND INVESTMENTS (continued)

A. LEGAL REQUIREMENTS (continued)

Investments in stripped principal or interest obligations, reverse repurchase agreements, and derivatives are prohibited. The issuance of taxable notes for the purpose of arbitrage, the use of leverage, and short selling are also prohibited. An investment must mature within five years from the date of purchase, unless matched to a specific obligation or debt of the City, and must be purchased with the expectation that it will be held to maturity.

Investments may only be made through specified dealers and institutions. Payment for investments may be made only upon delivery of the securities representing the investments to the treasurer or qualified trustee or, if the securities are not represented by a certificate, upon receipt of confirmation of transfer from the custodian.

B. DEPOSITS AND CASH ON HAND

Custodial credit risk is the risk that, in the event of a bank failure, the City's deposits may not be returned. The City does not have a deposit policy for custodial credit risk. At fiscal year-end, the carrying amount of the City's deposits was \$ 16,688,603 and the bank balance was \$ 17,690,433. Of the bank balance, \$ 15,334,032 was covered by federal depository insurance and \$ 2,356,401 by collateral held by third party trustees in accordance with the Ohio Revised Code, in collateral pools securing all public funds on deposit with specific depository institutions, which amount is considered uncollateralized as defined by the Government Accounting Standards Board.

Cash on hand at December 31, 2011 amounted to \$ 2,625.

C. INVESTMENTS

For an investment, custodial credit risk is the risk that, in the event of the failure of the counterparty, the City will not be able to recover the value of its investments or collateral securities that are in the possession of an outside party. As of December 31, 2011, the City had the following investments:

	Maturities	Fair Value
State Treasurer's investment pool	n/a	\$ 9,021,351

D. INTEREST RATE RISK

The Ohio Revised Code generally limits security purchases to those that mature within five years of the settlement date.

E. CREDIT RISK

The City follows the Ohio Revised Code that limits its investment choices, as discussed in Note 6 A. above. As of December 31, 2011, the City's investments in Star Ohio were rated AAAm by Standard & Poor's.

F. CONCENTRATION OF CREDIT RISK

The City places no limit on the amount that may be invested in any one issuer.

CITY OF NORTH RIDGEVILLE, OHIO  
 NOTES TO THE BASIC FINANCIAL STATEMENTS  
 DECEMBER 31, 2011

NOTE 7 RECEIVABLES

Receivables at December 31, 2011, consisted primarily of municipal income taxes, property and other taxes, intergovernmental receivables arising from entitlements, shared revenues, special assessments, accrued interest on investments, and accounts (billings for utility service).

No allowances for doubtful accounts have been recorded because uncollectible amounts are expected to be insignificant.

Special assessments expected to be collected in more than one year amount to \$ 102,800 in the Special Assessment Bond Retirement Fund and \$ 2,755,000 in the Sewer Fund.

A. PROPERTY TAXES

Property taxes include amounts levied against all real and public utility property located in the City. Property tax revenue received during 2011 for real and public utility property taxes represents collections of the 2010 taxes. Property tax payments received during 2011 for tangible personal property (other than public utility property) is for 2011 taxes.

2011 real property taxes are levied after October 1, 2011, on the assessed value as of January 1, 2011, the lien date. Assessed values are established by State law at 35 percent of appraised market value. 2011 real property taxes are collected in and intended to finance 2012 activities.

Public utility tangible personal property currently is assessed at varying percentages of true value; public utility real property is assessed at 35 percent of true value. 2011 public utility property taxes became a lien December 31, 2010, are levied after October 1, 2011, and are collected in 2012 with real property taxes.

The full tax rate for all City operations for the collection year ended December 31, 2011 was \$ 11.71 per \$1,000 of assessed value. The assessed values of real and tangible personal property upon which 2011 property tax receipts were based are as follows:

	2011 Collection Year
Property valuation consisted of:	
Real property	\$ 708,492,680
Public utility property	10,455,350
Total valuation	\$ 718,948,030

Real property taxes are payable annually or semi-annually. If paid annually, the payment is due December 31; if paid semi-annually, the first payment is due December 31 with the remainder payable by June 20. Under certain circumstances, State statute permits later payment dates to be established.



CITY OF NORTH RIDGEVILLE, OHIO  
NOTES TO THE BASIC FINANCIAL STATEMENTS  
DECEMBER 31, 2011

NOTE 7 RECEIVABLES (continued)

A. PROPERTY TAXES (continued)

The County Treasurer collects property taxes on behalf of all taxing districts in the county, including the City. The County Auditor periodically remits to the City its portion of the taxes collected. Property taxes receivable represents real property taxes, public utility taxes and outstanding delinquencies which are measurable as of December 31, 2011 and for which there is an enforceable legal claim. In the General Fund, Street Levy, Police Levy, Police Pension, Fire Levy, Fire Pension, and Paramedic Levy (Special Revenue) Funds and General Obligation Bond Retirement (Debt Service) Fund, the entire receivable has been offset by deferred revenue since the current taxes were not levied to finance 2011 operations and the collection of delinquent taxes during the available period is not subject to reasonable estimation. On a full accrual basis, delinquent property taxes have been recorded as revenue while the remainder of the receivable is deferred.

B. INCOME TAXES

The City levies an income tax of 1% on substantially all income earned within the City. In addition, residents are required to pay City income tax on income earned outside the City with a certain credit for income taxes paid to other municipalities. This tax is collected and administered by the City. Employers within the City are required to withhold income tax on employee compensation and remit at least quarterly. Corporations and other individual taxpayers are also required to pay their estimated taxes at least quarterly and file a final return annually.

C. DUE FROM OTHER GOVERNMENTS

A summary of the principal items due from other governments follows:

	Amount
Governmental Activities	
Gasoline tax	\$ 595,400
Local government assistance	253,000
Homestead and rollback	358,000
Estate tax	11,600
Permissive tax	215,000
Issue II	127,951
CDBG	366
Title III Grant	975
Miscellaneous	12,715
Total governmental activities	1,575,007
Business-type Activities	
Sanitary sewer charges	510,327
Total business-type activities	510,327
Total	\$ 2,085,334

CITY OF NORTH RIDGEVILLE, OHIO  
NOTES TO THE BASIC FINANCIAL STATEMENTS  
DECEMBER 31, 2011

**NOTE 8 CAPITAL AND INTANGIBLE ASSETS**

A summary of changes in capital assets during 2011 follows:

	Balance January 1	Additions	Disposals	Balance December 31
<b><u>Governmental activities</u></b>				
Capital assets, not being depreciated				
Land	\$ 1,685,299	\$ 1,000	\$ -	\$ 1,686,299
Construction in progress	2,857,874	884,577	2,390,896	1,351,555
Total capital assets, not being depreciated	<u>4,543,173</u>	<u>885,577</u>	<u>2,390,896</u>	<u>3,037,854</u>
Capital assets, being depreciated				
Buildings and improvements	4,949,317	286,044	-	5,235,361
Equipment and vehicles	9,096,627	835,099	84,623	9,847,103
Infrastructure	93,536,751	3,630,857	25,480	97,142,128
Total capital assets, being depreciated	<u>107,582,695</u>	<u>4,752,000</u>	<u>110,103</u>	<u>112,224,592</u>
Less accumulated depreciation				
Buildings and improvements	1,924,404	110,505	-	2,034,909
Equipment and vehicles	6,371,723	731,385	82,028	7,021,080
Infrastructure	38,777,793	3,615,091	25,480	42,367,404
Total accumulated depreciation	<u>47,073,920</u>	<u>4,456,981</u>	<u>107,508</u>	<u>51,423,393</u>
Total capital assets, being depreciated, net	<u>60,508,775</u>	<u>295,019</u>	<u>2,595</u>	<u>60,801,199</u>
Total governmental capital assets, net	<u>\$ 65,051,948</u>	<u>\$ 1,180,596</u>	<u>\$ 2,393,491</u>	<u>\$ 63,839,053</u>
<b><u>Business-type activities</u></b>				
Capital assets, not being depreciated				
Land	\$ 786,184	\$ -	\$ -	\$ 786,184
Construction in progress	458,911	163,431	616,417	5,925
Total capital assets, not being depreciated	<u>1,245,095</u>	<u>163,431</u>	<u>616,417</u>	<u>792,109</u>
Capital assets, being depreciated				
Buildings and improvements	713,983	-	-	713,983
Equipment and vehicles	15,446,096	63,219	34,461	15,474,854
Infrastructure	87,199,807	1,893,113	9,185	89,083,735
Total capital assets, being depreciated	<u>103,359,886</u>	<u>1,956,332</u>	<u>43,646</u>	<u>105,272,572</u>
Less accumulated depreciation				
Buildings and improvements	211,651	17,099	-	228,750
Equipment and vehicles	4,822,453	856,121	26,354	5,652,220
Infrastructure	24,811,005	1,808,163	7,776	26,611,392
Total accumulated depreciation	<u>29,845,109</u>	<u>2,681,383</u>	<u>34,130</u>	<u>32,492,362</u>
Total capital assets, being depreciated, net	<u>73,514,777</u>	<u>(725,051)</u>	<u>9,516</u>	<u>72,780,210</u>
Total business-type capital assets, net	<u>\$ 74,759,872</u>	<u>\$ (561,620)</u>	<u>\$ 625,933</u>	<u>\$ 73,572,319</u>

CITY OF NORTH RIDGEVILLE, OHIO  
NOTES TO THE BASIC FINANCIAL STATEMENTS  
DECEMBER 31, 2011

NOTE 8 CAPITAL AND INTANGIBLE ASSETS (continued)

Depreciation expense was charged to governmental functions as follows:

Security of persons and property	\$ 428,182
Public health and welfare	38,462
Leisure time activities	38,043
Transportation	3,853,811
General government	98,483
	\$ 4,456,981

Intangible assets at December 31, 2011 consisted of:

<u>Business-type activities</u>	Balance January 1	Additions	Disposals	Balance December 31
Intangible assets				
Waterway rights	\$ 2,363,474	\$ -	\$ -	\$ 2,363,474
Less accumulated amortization	839,852	68,352	-	908,204
Total intangible assets, net	\$ 1,523,622	\$ (68,352)	\$ -	\$ 1,455,270

The City entered into agreements in 1993 and 2008 for the right to purchase specified amounts of drinking water. The cost of these water rights is amortized ratably on a straight line basis over 30 -50 years.

NOTE 9 NOTES PAYABLE

Notes payable during the year consisted of the following general obligation bond anticipation notes:

	Balance 12/31/10	Additions	Repayments	Balance 12/31/11
Governmental activities				
Long-term notes payable				
Capital Improvements				
2010, 1.00% various purpose	\$ 2,546,000	\$ -	\$ 2,546,000	\$ -
2011, 1.00% various purpose	-	2,396,000	-	2,396,000
Business-type activities				
Short-term notes payable				
Sewer				
2010, 1.00% various purpose	600,000	-	600,000	-
Long-term notes payable				
Water				
2010, 1.00% various purpose	335,000	-	335,000	-
2011, 1.00% various purpose	-	-	-	-
Sewer				
2010, 1.00% various purpose	189,000	-	189,000	-
2011, 1.00% various purpose	-	1,659,000	-	1,659,000
	\$ 3,670,000	\$ 4,055,000	\$ 3,670,000	\$ 4,055,000

The various purpose bond anticipation notes issued in 2011 in the amount of \$ 4,055,000 consisted of street improvements - \$ 1,821,000, real estate acquisition - \$ 300,000, equipment acquisition - \$ 275,000, waterline improvements - \$ 443,000, and sewerline improvements - \$ 1,216,000.

CITY OF NORTH RIDGEVILLE, OHIO  
NOTES TO THE BASIC FINANCIAL STATEMENTS  
DECEMBER 31, 2011

NOTE 10 LONG-TERM DEBT

The original issue date, interest rate, original issue amount and date of maturity of each of the City's bonds, loans and notes follow:

<u>Debt Issue</u>	<u>Original Issue Date</u>	<u>Maturity Date</u>	<u>Interest Rate</u>	<u>Original Issue Amount</u>
<u>Governmental activities</u>				
General obligation bonds				
Refunding	2003	2013	3.25 - 4.00%	1,532,000
Various purpose	2006	2026	4.00 - 5.00%	2,516,000
Land acquisition	2008	2013	3.00 - 5.30%	135,000
Equipment acquisition	2008	2018	3.00 - 5.30%	450,000
Various purpose	2008	2023	3.00 - 5.30%	1,940,000
Various purpose	2008	2028	3.00 - 5.30%	1,380,000
Special assessment bonds				
Refunding	2003	2015	3.25 - 4.00%	333,000
Bond anticipation note	2011	2012	1.00%	2,396,000
OPWC loan	1999	2019	0.00%	143,604
OPWC loan	2000	2020	0.00%	160,029
OPWC loan	2000	2020	0.00%	176,121
OPWC loan	2001	2021	0.00%	69,587
OPWC loan	2002	2024	0.00%	123,377
OPWC loan	2003	2023	0.00%	112,684
OPWC loan	2007	2027	0.00%	115,200
OPWC loan	2007	2027	0.00%	172,943
OPWC loan	2008	2028	0.00%	50,000
OPWC loan	2011	2031	0.00%	83,498
OPWC loan	2011	2031	0.00%	210,798
Loan payable - County engineer	2009	2019	0.00%	505,140
<u>Business-type activities</u>				
General obligation bonds				
Sanitary sewer	2001	2021	3.85 - 4.90%	6,180,000
Refunding - sewer	2003	2013	3.25 - 4.00%	2,165,000
Refunding - water	2003	2013	3.25 - 4.00%	1,260,000
Various purpose	2006	2026	4.00 - 5.00%	8,800,682
Water system	2008	2018	3.00 - 5.30%	3,500,000
Water system	2008	2028	3.00 - 5.30%	1,225,000
Sewerlines	2008	2028	3.00 - 5.30%	3,370,000
Special assessment bonds	2006	2026	4.00 - 5.00%	2,498,318
Bond anticipation note	2011	2012	1.00%	1,659,000
OPWC loan	2000	2020	0.00%	169,017
OWDA loan	2002	2022	4.14%	2,831,547
Water rights ETL-2 loan	2008	2030	3.79%	782,265

CITY OF NORTH RIDGEVILLE, OHIO  
NOTES TO THE BASIC FINANCIAL STATEMENTS  
DECEMBER 31, 2011

NOTE 10 LONG-TERM DEBT (continued)

Changes in the City's long-term obligations during 2011 were as follows:

	<u>Outstanding 12/31/10</u>	<u>Additions</u>	<u>Reductions</u>	<u>Outstanding 12/31/11</u>	<u>Due In One Year</u>
<u>Governmental activities</u>					
General obligation bonds					
Various purpose (2001)					
Varying % through 2021	\$ 60,000	\$ -	\$ 60,000	\$ -	\$ -
Various purpose (2003)					
Varying % through 2013	280,000	-	90,000	190,000	95,000
Various purpose (2006)					
Varying % through 2026	1,115,000	-	335,000	780,000	145,000
Land acquisition (2008)					
Varying % through 2013	85,000	-	25,000	60,000	30,000
Equipment acquisition (2008)					
Varying % through 2018	375,000	-	40,000	335,000	40,000
Various purpose (2008)					
Varying % through 2023	1,745,000	-	105,000	1,640,000	105,000
Various purpose (2008)					
Varying % through 2028	<u>1,290,000</u>	<u>-</u>	<u>45,000</u>	<u>1,245,000</u>	<u>50,000</u>
Total general obligation bonds	<u>4,950,000</u>	<u>-</u>	<u>700,000</u>	<u>4,250,000</u>	<u>465,000</u>
Special assessment bonds					
with governmental commitment					
Improvements (2003)					
Varying % through 2015	140,000		25,000	115,000	25,000
	<u>140,000</u>	<u>-</u>	<u>25,000</u>	<u>115,000</u>	<u>25,000</u>
Notes payable	2,546,000	2,396,000	2,546,000	2,396,000	2,396,000
OPWC loans	683,565	294,296	58,265	919,596	70,892
Loan payable	481,380	23,760	60,000	445,140	60,000
Capital lease payable	104,066	-	22,879	81,187	24,707
Accrued leave benefits	<u>3,676,798</u>	<u>105,958</u>	<u>289,059</u>	<u>3,493,697</u>	<u>34,055</u>
Total governmental activities	<u>\$ 12,581,809</u>	<u>\$ 2,820,014</u>	<u>\$ 3,701,203</u>	<u>\$ 11,700,620</u>	<u>\$ 3,075,654</u>

CITY OF NORTH RIDGEVILLE, OHIO  
NOTES TO THE BASIC FINANCIAL STATEMENTS  
DECEMBER 31, 2011

NOTE 10 LONG-TERM DEBT (continued)

	Outstanding 12/31/10	Additions	Reductions	Outstanding 12/31/11	Due In One Year
<u>Business-type activities</u>					
General obligation bonds					
Waterline refunding (2003)					
Varying % through 2013	\$ 385,000	\$ -	\$ 125,000	\$ 260,000	\$ 130,000
Sewer improvements (2001)					
Varying % through 2021	3,980,000	-	290,000	3,690,000	300,000
Sewer refunding (2003)					
Varying % through 2013	655,000	-	210,000	445,000	215,000
Sewer various purpose (2006)					
Varying % through 2026	7,570,000	-	340,000	7,230,000	350,000
Water system improvements (2008)					
Varying % through 2018	2,910,000	-	315,000	2,595,000	325,000
Water system improvements (2008)					
Varying % through 2028	1,150,000	-	40,000	1,110,000	45,000
Sewer improvements (2008)					
Varying % through 2028	3,155,000	-	115,000	3,040,000	120,000
	<u>19,805,000</u>	<u>-</u>	<u>1,435,000</u>	<u>18,370,000</u>	<u>1,485,000</u>
Special assessment bonds					
with governmental commitment					
Improvements (2006)					
Varying % through 2026	2,155,000	-	95,000	2,060,000	100,000
	<u>2,155,000</u>	<u>-</u>	<u>95,000</u>	<u>2,060,000</u>	<u>100,000</u>
OPWC loans	80,282	-	8,451	71,831	8,451
OWDA loan	1,899,345	-	139,505	1,759,840	145,340
Notes payable	524,000	1,659,000	524,000	1,659,000	1,659,000
Water rights ETL-2 loan	760,284	-	24,866	735,418	25,825
Capital lease payable	5,815	-	1,279	4,536	1,381
Accrued leave benefits	614,550	23,589	18,996	619,143	-
Total business-type activities	<u>\$ 25,844,276</u>	<u>\$ 1,682,589</u>	<u>\$ 2,247,097</u>	<u>\$ 25,279,768</u>	<u>\$ 3,424,997</u>

General obligation bonds are direct obligations of the City for which its full faith and credit are pledged for payment. The governmental general obligation bonds are paid primarily from the Capital Projects and Street Levy funds. The water and sewer bonds are paid from respective Water and Sanitary Sewer enterprise fund revenues. The special assessment bonds are paid from proceeds of special assessments levied against benefited property owners and collected in the City's Special Assessment Debt Service Fund. In the event that a property owner would fail to pay the assessment, payment would be made by the City.

In 2003, the City issued \$ 5,290,000 of general obligation capital improvement refunding bonds to advance refund \$ 1,950,000 of general obligation bonds under governmental activities and \$ 3,215,000 of general obligation bonds under business-type activities. The defeased bonds were callable and repaid in December 2005 from proceeds placed in an irrevocable trust obtained from the 2003 bond issue.

CITY OF NORTH RIDGEVILLE, OHIO  
NOTES TO THE BASIC FINANCIAL STATEMENTS  
DECEMBER 31, 2011

NOTE 10 LONG-TERM DEBT (continued)

OPWC loan payments are paid from the respective special revenue, capital project and sanitary sewer enterprise funds. OWDA loan payments are paid from the water enterprise fund.

Notes payable balance outstanding at December 31, 2011 of \$ 2,396,000 under governmental activities and \$ 1,659,000 under business-type activities are classified as long-term. Although the notes are due within one year or less, the aforementioned notes are intended to be refinanced. Of these notes, approximately \$ 895,000 will be repaid from future special assessments and the balance from capital projects, streets, water and sewer funds, as applicable.

The loan payable of \$ 445,140 will be repaid from the Capital Projects Fund or Street Levy Fund. Water rights ETL-2 loan payments are paid from the Water Fund. Accrued leave benefits will be paid from the funds from which employees' wages are paid, primarily the General Fund, Street (SCMR) Fund, Water Fund and Sewer Fund.

The City's overall legal debt margin was \$ 76,820,000 at December 31, 2011, with debt leeway of \$ 71,215,000.

Principal and interest requirements to retire long-term obligations outstanding at December 31, 2011, excluding accrued leave benefits, are as follows:

Year	Governmental Activities			
	General Obligation Bonds		Special Assessment Bonds	
	Principal	Interest	Principal	Interest
2012	\$ 465,000	\$ 197,252	\$ 25,000	\$ 4,350
2013	475,000	179,032	30,000	3,450
2014	370,000	160,183	30,000	2,355
2015	395,000	144,659	30,000	1,200
2016	400,000	127,871	-	-
2017-2021	1,160,000	436,941	-	-
2022-2026	780,000	152,377	-	-
2027-2031	205,000	16,276	-	-
	\$ 4,250,000	\$ 1,414,591	\$ 115,000	\$ 11,355

Year	Governmental Activities					
	OPWC loans	County Engineer	Notes Payable		Total	Total
	Principal	Principal	Principal	Interest	Principal	Interest
2012	\$ 70,892	\$ 60,000	\$ 2,396,000	\$ 23,960	\$3,016,892	\$ 225,562
2013	70,892	60,000	-	-	635,892	182,482
2014	70,892	60,000	-	-	530,892	162,538
2015	70,892	60,000	-	-	555,892	145,859
2016	70,892	60,000	-	-	530,892	127,871
2017-2021	297,570	145,140	-	-	1,602,710	436,941
2022-2026	182,251	-	-	-	962,251	152,377
2027-2031	85,315	-	-	-	290,315	16,276
	\$ 919,596	\$ 445,140	\$ 2,396,000	\$ 23,960	\$ 8,125,736	\$ 1,449,906

CITY OF NORTH RIDGEVILLE, OHIO  
NOTES TO THE BASIC FINANCIAL STATEMENTS  
DECEMBER 31, 2011

NOTE 10 LONG-TERM DEBT (continued)

Year	Business-Type Activities						
	General Obligation Bonds		Special Assessment Bonds		OPWC Loans	Notes Payable	
	Principal	Interest	Principal	Interest	Principal	Principal	Interest
2012	\$ 1,485,000	\$ 842,403	\$ 100,000	\$ 91,714	\$ 8,451	\$ 1,659,000	\$ 16,590
2013	1,545,000	783,783	105,000	87,714	8,451	-	-
2014	1,240,000	721,082	110,000	83,383	8,451	-	-
2015	1,290,000	667,882	115,000	78,845	8,451	-	-
2016	1,355,000	612,037	115,000	73,958	8,451	-	-
2017-2021	6,360,000	2,122,793	670,000	287,469	29,576	-	-
2022-2026	4,405,000	826,171	845,000	116,975	-	-	-
2027-2031	690,000	54,864	-	-	-	-	-
	<u>\$18,370,000</u>	<u>\$6,631,015</u>	<u>\$2,060,000</u>	<u>\$820,058</u>	<u>\$ 71,831</u>	<u>\$ 1,659,000</u>	<u>\$ 16,590</u>

Year	Business-Type Activities					
	OWDA Loan		Water Rights ETL-2 Loan		Total	Total
	Principal	Interest	Principal	Interest	Principal	Interest
2012	\$ 145,340	\$ 71,369	\$ 25,825	\$ 27,434	\$ 3,423,616	\$ 1,049,510
2013	151,420	65,289	26,821	26,438	1,836,692	963,224
2014	157,753	58,956	27,856	25,043	1,544,060	888,464
2015	164,352	52,357	28,930	24,329	1,606,733	823,413
2016	171,227	45,482	30,046	23,213	1,679,724	754,690
2017-2021	969,748	113,797	168,537	97,758	8,197,861	2,621,817
2022-2026	-	-	203,652	62,643	5,453,652	1,005,789
2027-2031	-	-	223,751	20,353	913,751	75,217
	<u>\$ 1,759,840</u>	<u>\$ 407,250</u>	<u>\$ 735,418</u>	<u>\$307,211</u>	<u>\$24,656,089</u>	<u>\$ 8,182,124</u>

NOTE 11 CAPITAL LEASE

The City is obligated under a certain lease accounted for as a capital lease. The leased assets are included in capital assets and the related obligation is included under long-term debt. At December 31, 2011, assets under capital lease totaled \$ 107,381 in governmental activities, with related accumulated depreciation of \$ 26,845 and \$ 5,999 in business-type activities, with related accumulated depreciation of \$ 1,500. The lease is in effect until 2014. The following is the schedule of future minimum lease payments under the capital lease together with the net present value of the minimum lease payments as of December 31, 2011.

Year	Governmental Activities	Business-Type Activities	Total
2012	\$ 30,926	\$ 1,728	\$ 32,654
2013	30,926	1,728	32,654
2014	30,926	1,440	32,366
Total minimum lease payments	92,778	4,896	97,674
Less amount representing interest	(11,591)	(360)	(11,951)
Net present value of minimum lease payments	<u>\$ 81,187</u>	<u>\$ 4,536</u>	<u>\$ 85,723</u>



CITY OF NORTH RIDGEVILLE, OHIO  
NOTES TO THE BASIC FINANCIAL STATEMENTS  
DECEMBER 31, 2011

NOTE 12 DEFINED BENEFIT PENSION PLANS

A. OHIO PUBLIC EMPLOYEES RETIREMENT SYSTEM

Ohio Public Employees Retirement System (OPERS) administers three separate pension plans as described below:

1. The Traditional Pension Plan—a cost sharing, multiple-employer defined benefit pension plan.
2. The Member-Directed Plan—a defined contribution plan in which the member invests both member and employer contributions (employer contributions vest over five years at 20% per year). Under the Member-Directed Plan, members accumulate retirement assets equal to the value of member and (vested) employer contributions plus any investment earnings.
3. The Combined Plan—a cost sharing, multiple-employer defined benefit pension plan. Under the Combined Plan, OPERS invests employer contributions to provide a formula retirement benefit similar in nature to, but less than, the Traditional Pension Plan benefit. Member contributions, the investment of which is self-directed by the members, accumulate retirement assets in a manner similar to the Member-Directed Plan.

OPERS provides retirement, disability, survivor and death benefits and annual cost-of living adjustments to members of the Traditional Pension and Combined Plans. Members of the Member-Directed Plan do not qualify for ancillary benefits. Authority to establish and amend benefits is provided in Chapter 145 of the Ohio Revised Code. OPERS issues a stand-alone financial report. Interested parties may obtain a copy by visiting <https://www.opers.org/investments/cafr.shtml>, writing to OPERS, 277 East Town Street, Columbus, OH 43215-4642, or by calling 614-222-5601 or 800-222-7377.

The Ohio Revised Code provides statutory authority for member and employer contributions. For 2011, member and employer contribution rates were consistent across all three plans. While members in the state and local divisions may participate in all three plans, law enforcement and public safety divisions exist only within the Traditional Pension Plan. The 2011 member contribution rates were 10.0% for members in state and local classifications. Public safety and law enforcement members contributed 11.0% and 11.6%, respectively.

The 2011 employer contribution rate for state and local employers was 14.0% of covered payroll. The law enforcement and public safety division employer contribution rate was 18.10% of covered payroll.

The City's required contributions for pension obligations to the traditional and combined plans for the years ended December 31, 2011, 2010, and 2009, were \$ 642,400, \$ 604,500, and \$ 547,900, respectively. For 2011, \$ 563,400 (87.7%) has been contributed. The balance was subsequently contributed in 2012. The full amount has been contributed for 2010 and 2009.

CITY OF NORTH RIDGEVILLE, OHIO  
NOTES TO THE BASIC FINANCIAL STATEMENTS  
DECEMBER 31, 2011

NOTE 12 DEFINED BENEFIT PENSION PLANS (continued)

B. OHIO POLICE AND FIRE PENSION FUND

The City contributes to the Ohio Police and Fire Pension Fund (OP&F), a cost-sharing multiple-employer defined benefit pension plan. OP&F provides retirement and disability benefits, annual cost-of-living adjustments, and death benefits to plan members and beneficiaries. Benefit provisions are established by the Ohio State Legislature and are codified in Chapter 742 of the Ohio Revised Code. OP&F issues a publicly available financial report that includes financial information and required supplementary information for the plan. That report may be obtained by writing to the Ohio Police and Fire Pension Fund, 140 East Town Street, Columbus, Ohio 43215-5164.

Plan members are required to contribute 10% of their annual covered salary, while employers are required to contribute 19.5% and 24% respectively for police officers and firefighters. The City's contributions to OP&F for police and firefighters pensions, respectively, were \$ 343,600 and \$ 417,600 for the year ended December 31, 2011 and \$ 542,800 and \$ 600,500 for the year ended December 31, 2010, and \$ 554,200 and \$ 609,800 for the year ended December 31, 2009. The full amount has been contributed for 2010 and 2009. For 2011, \$ 245,300 (71.4%) and \$ 303,600 (72.7%) has been contributed for police and firefighters pensions, respectively. The balance was subsequently paid in 2012.

NOTE 13 – POSTEMPLOYMENT BENEFITS

A. OHIO PUBLIC EMPLOYEES RETIREMENT SYSTEM

Ohio Public Employees Retirement System (OPERS) administers three separate pension plans: The Traditional Pension Plan - a cost-sharing, multiple-employer defined benefit pension plan; the Member-Directed Plan - a defined contribution plan; and the Combined Plan - a cost sharing, multiple-employer defined benefit pension plan that has elements of both a defined benefit and defined contribution plan.

OPERS maintains a cost-sharing multiple employer defined benefit post-employment healthcare plan, which includes a medical plan, prescription drug program and Medicare Part B premium reimbursement, to qualifying members of the Traditional Pension and the Combined Plans. Members of the Member-Directed Plan do not qualify for ancillary benefits, including post-employment health care coverage.

In order to qualify for post-employment health care coverage, age-and-service retirees under the Traditional Pension and Combined Plans must have 10 or more years of qualifying Ohio service credit. Health care coverage for disability benefit recipients and qualified survivor benefit recipients is available. The health care coverage provided by OPERS meets the definition of an Other Post Employment Benefit (OPEB) as described in GASB Statement 45.

The Ohio Revised Code permits, but does not mandate, OPERS to provide OPEB benefits to its eligible members and beneficiaries. Authority to establish and amend benefits is provided in Chapter 145 of the Ohio Revised Code. OPERS issues a stand-alone financial report. Interested parties may obtain a copy by writing OPERS, 277 East Town Street, Columbus OH 43215-4642, or by calling 614-222-5601 or 800- 222-7377. The Ohio Revised Code provides the statutory authority requiring public employers to fund post retirement health care through their contributions to OPERS. A portion of each employer's contribution to OPERS is set aside for the funding of post retirement health care benefits.

CITY OF NORTH RIDGEVILLE, OHIO  
NOTES TO THE BASIC FINANCIAL STATEMENTS  
DECEMBER 31, 2011

NOTE 13 – POSTEMPLOYMENT BENEFITS (continued)

A. OHIO PUBLIC EMPLOYEES RETIREMENT SYSTEM (continued)

Employer contribution rates are expressed as a percentage of the covered payroll of active members. In 2011, state and local employers contributed at a rate of 14.00% of covered payroll and public safety and law enforcement employer units contributed at 18.10%. These are the maximum employer contribution rates permitted by the Ohio Revised Code. Active members do not make contributions to the OPEB Plan.

OPERS' Post Employment Health Care plan was established under, and is administrated in accordance with, Internal Revenue Code 401(h). Each year, the OPERS Retirement Board determines the portion of the employer contribution rate that will be set aside for funding of post employment health care benefits. The portion of employer contributions allocated to health care for members in the Traditional Plan was 4.0% during calendar year 2011. The portion of employer contributions allocated to health care for members in the Combined Plan was 6.05% during calendar year 2011. The portion of employer contributions allocated to health care for the calendar year beginning January 1, 2012 remained the same, but they are subject to change based on Board action. Employers will be notified if the portion allocated to health care changes during calendar year 2012. The OPERS Board of Trustees is also authorized to establish rules for the retiree, or their surviving beneficiaries, to pay a portion of the health care benefits provided. Payment amounts vary depending on the number of covered dependents and the coverage selected.

The City contributions to fund postemployment benefits for the years ended December 31, 2011, 2010, and 2009, were \$ 256,900, \$ 344,600, and \$ 396,200, respectively. For 2011, \$225,400 (87.7%) has been contributed. The balance was subsequently contributed in 2012. The full amount has been contributed for 2010 and 2009.

The Health Care Preservation Plan (HCPP) adopted by the OPERS Retirement Board on September 9, 2004, was effective January 1, 2007. Member and employer contribution rates for state and local employers increased on January 1 of each year from 2006 to 2008. Rates for law and public safety employers increased over a six year period beginning on January 1, 2006, with a final rate increase on January 1, 2011. These rate increases allowed additional funds to be allocated to the health care plan.

B. OHIO POLICE AND FIRE PENSION FUND

The City contributes to the Ohio Police and Fire Pension Fund (OP&F) sponsored health care program, a cost-sharing multiple-employer defined postemployment health care plan administered by OP&F. OP&F provides healthcare benefits including coverage for medical, prescription drugs, dental, vision, Medicare Part B Premium and long term care to retirees, qualifying benefit recipients and their eligible dependents.

OP&F provides access to post-retirement health care coverage for any person who receives or is eligible to receive a monthly service, disability, or survivor benefit check or is a spouse or eligible dependent child of such person. The health care coverage provided by OP&F meets the definition of an Other Post Employment Benefit (OPEB) as described in GASB Statement 45. The Ohio Revised Code allows, but does not mandate OP&F to provide OPEB benefits. Authority for the OP&F Board of Trustees to provide health care coverage to eligible participants and to establish and amend benefits are codified in Chapter 742 of the Ohio Revised Code. OP&F issues a publicly available financial report that includes financial information and required supplementary information for the Plan. That report may be obtained by writing to OP&F, 140 East Town Street, Columbus, Ohio 43215-5164.

CITY OF NORTH RIDGEVILLE, OHIO  
NOTES TO THE BASIC FINANCIAL STATEMENTS  
DECEMBER 31, 2011

NOTE 13 – POSTEMPLOYMENT BENEFITS (continued)

B. OHIO POLICE AND FIRE PENSION FUND (continued)

The Ohio Revised Code provides for contribution requirements of the participating employers and of plan members to the OP&F (defined benefit pension plan). Participating employers are required to contribute to the pension plan at rates expressed as percentages of the payroll of active pension plan members, currently, 19.50% and 24.00% of covered payroll for police and fire employers, respectively. The Ohio Revised Code states that the employer contribution may not exceed 19.50% of covered payroll for police employer units and 24.00% of covered payroll for fire employer units. Active members do not make contributions to the OPEB Plan.

OP&F maintains funds for health care in two separate accounts. One for health care benefits under an IRS Code Section 115 trust and one for Medicare Part B reimbursements administrated as an Internal Revenue Code 401(h) account, both of which are within the defined benefit pension plan, under the authority granted by the Ohio Revised Code to the OP&F Board of Trustees. The Board of Trustees is authorized to allocate a portion of the total employer contributions made into the pension plan to the Section 115 trust and the Section 401(h) account as the employer contribution for retiree health care benefits.

For the year ended December 31, 2011, the employer contribution allocated to the health care plan was 6.75% of covered payroll. The amount of employer contributions allocated to the health care plan each year is subject to the Trustees' primary responsibility to ensure that pension benefits are adequately funded and is limited by the provisions of Sections 115 and 401(h).

The OP&F Board of Trustees also is authorized to establish requirements for contributions to the health care plan by retirees and their eligible dependents, or their surviving beneficiaries. Payment amounts vary depending on the number of covered dependents and the coverage selected.

The City's actual contributions to fund postemployment health care benefits for police and firefighters were \$ 181,900 and \$ 163,400 for the year ended December 31, 2011, \$ 187,800 and \$ 168,700 for the year ended December 31, 2010, and \$ 191,800 and \$ 171,400 for the year ended December 31, 2009. The full amount has been contributed for 2010 and 2009. For 2011, \$ 129,900 (71.4%) and \$ 118,800 (72.7%) has been contributed for police and firefighters, respectively. The balance was subsequently paid in 2012.

CITY OF NORTH RIDGEVILLE, OHIO  
NOTES TO THE BASIC FINANCIAL STATEMENTS  
DECEMBER 31, 2011

NOTE 14 RISK MANAGEMENT

The City is exposed to various risks of loss related to torts, theft of, damage to, and destruction of assets, errors and omissions, injuries to employees and natural disasters. There have not been any significant reductions in insurance coverage from coverage in the prior year and the amounts of settlements have not exceeded coverage for any of the prior three years.

The City has insurance coverage through the Municipal Insurance Alliance of Ohio with the U.S. Specialty Insurance Company. This coverage includes general liability including personal and bodily injury in the amount of \$1 million per occurrence and \$3 million aggregate, business automobile liability in the amount of \$1 million combined single limit, employee benefits liability in the amount of \$1 million each employee limit and \$3 million aggregate limit, stop gap liability in the amount of \$1 million, public official liability in the amount of \$1 million annual aggregate limit, law enforcement liability in the amount of \$1 million annual aggregate limit, and commercial umbrella coverage in the amount of \$10 million each occurrence and \$ 10 million general aggregate limit. Various deductibles apply. The City also has in force building and personal property casualty coverage with the same insurer in the amount of \$ 46,858,585 with additional flood and earthquake coverage in the amount of \$1 million for any one flood and \$1 million annual aggregate and \$1 million for any one earthquake and \$1 million annual aggregate, electronic data processing systems coverage in the amount of \$500,000, and crime coverage for forgery or alteration of \$50 thousand, theft and destruction of \$ 100 thousand and public employee dishonesty of \$100 thousand per loss. Various deductibles apply.

In order to minimize the annual cost of medical insurance, the City has established a medical self-insurance fund for City employees and their covered dependents. This program is administered with the use of an outside third-party administrator. At December 31, 2011, self-insurance was in effect for losses up to \$ 75,000 per participant. Excess losses are insured by a private insurance company. At year-end, self-insurance was in effect with an annual aggregate liability limit of approximately \$ 2,454,616 and an aggregate terminal liability of approximately \$ 366,650. At December 31, 2011 the self-insurance total net assets amounted to \$ 379,280 and cash held in reserve by the insurer for future claims payment amounted to \$ 460,000.

Liabilities of the fund are reported when it is probable that a loss has occurred and the amount of the loss can be reasonably estimated. Liabilities include an amount for claims that have been incurred but not reported. Changes in the balance of claims liability during the years ended December 31, 2011 and 2010 are as follows. Incurred claims and claims payments are not segregated between events related to the current year and events related to prior years due to the impracticability of obtaining such information by separate period.

	<u>2011</u>	<u>2010</u>
Unpaid claims, beginning of year	\$ 385,000	\$ 327,000
Incurred claims	2,132,230	2,149,645
Claims payment	<u>(2,185,133)</u>	<u>(2,091,645)</u>
Unpaid claims, end of year	<u>\$ 332,097</u>	<u>\$ 385,000</u>

CITY OF NORTH RIDGEVILLE, OHIO  
 NOTES TO THE BASIC FINANCIAL STATEMENTS  
 DECEMBER 31, 2011

NOTE 15 FEDERAL GRANTS AND ENTITLEMENTS

For the year ended December 31, 2011, the City recognized federal grants and entitlements revenue of \$ 483,462. These programs generally require compliance with terms and conditions specified in the grant agreements and are subject to audit by the grantor agencies. Any disallowed claims resulting from such audits could become a liability of the general fund or other applicable funds. However, in the opinion of management, any such disallowed claims will not have a material adverse effect on the overall financial position of the City at December 31, 2011.

NOTE 16 CONTINGENCIES

The City of North Ridgeville, Ohio is defendant in certain lawsuits, the outcome of which cannot be determined. It is the opinion of the City's management that any judgment against the City would not have a material adverse effect on the City's financial position.

NOTE 17 CONTRACTUAL COMMITMENTS

As of December 31, 2011 the City had contractual commitments as follows:

Project	Project's Estimated Cost	Outstanding Commitments
Road projects	\$ 932,000	\$ 621,675
Safety equipment	338,000	338,000
Sanitary sewer projects	970,000	970,000
	\$ 2,240,000	\$ 1,929,675

NOTE 18 INTERFUND BALANCES AND TRANSFERS

At December 31, 2011 interfund balances consisted of \$ 351,211 due to the General Fund from the Federal Grants Fund (Special Revenue Fund). The General Fund advanced monies to the Federal Grants Fund which will be repaid upon collection of grant proceeds.

The Capital Projects Fund is supported primarily by transfers from income tax collections, which transfers for the year ended December 31, 2011 consisted of the following:

Transferred to:	Transferred from:	Amount
Capital Projects Fund	General Fund	\$ 1,050,000

CITY OF NORTH RIDGEVILLE, OHIO  
NOTES TO THE BASIC FINANCIAL STATEMENTS  
DECEMBER 31, 2011

NOTE 19 JOINTLY GOVERNED ORGANIZATIONS

A. LORAIN COUNTY GENERAL HEALTH DISTRICT

The Lorain County General Health District, a jointly governed organization, provides health care services to the citizens within the Health District. The Health District is governed by the Board of Health which represents the area served by the Health District and oversees the operation of the Health District. The Board of Health members are appointed to staggered four year terms. One member is appointed by the City of North Ridgeville, one member is jointly appointed by the Cities of Avon and Sheffield Lake and one member is appointed jointly by the Cities of Amherst and Oberlin. The remaining four members are appointed by the various mayors of villages, chairmen of the township trustees and the County Commissioners. The City contributed \$ 99,300 during 2011 for the operation of the Health District. Financial information can be obtained by contacting the Health Commissioner, 9880 S. Murray Ridge Road, Elyria, Ohio 44035.

B. NORTHEAST OHIO PUBLIC ENERGY COUNCIL

The City is a member of the Northeast Ohio Public Energy Council (NOPEC). NOPEC is a regional council of governments formed under Chapter 167 of the Ohio Revised Code. NOPEC was formed to serve as a vehicle for communities wishing to proceed with an aggregation program for the purchase of electricity. NOPEC is currently comprised of 129 communities who have been authorized by ballot to purchase electricity on behalf of their citizens. The intent of NOPEC is to provide electricity at the lowest possible rates while at the same time insuring stability in prices by entering into long-term contracts with suppliers to provide electricity to the citizens of its member communities.

NOPEC is governed by a General Assembly made up of one representative from each member community. The representatives from each county then elect one person to serve on the eight member NOPEC Board of Directors. The Board oversees and manages the operation of the aggregation program. The degree of control exercised by any participating government is limited to its representation in the General Assembly and on the Board. The City did not contribute to NOPEC during the current year. Financial information can be obtained by contacting the Treasurer, 31320 Solon Road, Suite 20, Solon, Ohio 44139.

C. JOINT ECONOMIC DEVELOPMENT ZONE AGREEMENT

In 2008, the City adopted a joint economic development zone agreement (JEDZ) with the City of Avon, Ohio, together with several other cities (Parties), pursuant to Ohio Revised Code Section 715.69. The purpose of the agreement is to stimulate economic growth within the JEDZ and to reimburse the Parties to the JEDZ for a portion of the lost tax revenue for certain businesses that relocate to the JEDZ from the Parties' cities. The JEDZ will consist of approximately 791 acres in the City of Avon at an intersection to be developed on Interstate 90 and Nagel Road. The City's contribution to the JEDZ is its agreement to support and advocate for County, State and/or Federal funding for this project. The City has no financial commitment to the project and has no other economic benefit.

CITY OF NORTH RIDGEVILLE, OHIO  
NOTES TO THE BASIC FINANCIAL STATEMENTS  
DECEMBER 31, 2011

NOTE 20 FUND BALANCES

Fund balance is classified as nonspendable, restricted, committed, assigned and/or unassigned based primarily on the extent to which the City is bound to observe constraints imposed upon the use of the resources in the government funds. The constraints placed on a fund for the major governmental funds and all other governmental funds are presented below:

	<u>General</u>	<u>Capital Projects</u>	<u>Other Governmental Funds</u>	<u>Total Governmental Funds</u>
Fund balances				
Nonspendable				
Prepaid items	\$ 45,500	\$ -	\$ -	\$ 45,500
Restricted				
Debt service	-	-	237,570	237,570
Capital projects	-	314,882	-	314,882
Highway and streets	-	-	1,557,436	1,557,436
Public safety	-	-	836,450	836,450
Recreation	-	-	247,524	247,524
Community environment	-	-	423,749	423,749
Other purposes	-	-	331,307	331,307
Total restricted	<u>-</u>	<u>314,882</u>	<u>3,634,036</u>	<u>3,948,918</u>
Committed				
Capital projects	<u>449,432</u>			<u>449,432</u>
Assigned				
Encumbrances	<u>75,088</u>	<u>-</u>	<u>-</u>	<u>75,088</u>
Unassigned (deficit)	<u>4,678,328</u>	<u>-</u>	<u>(25,720)</u>	<u>4,652,608</u>
Total fund balances	<u>\$ 5,248,348</u>	<u>\$ 314,882</u>	<u>\$ 3,608,316</u>	<u>\$ 9,171,546</u>

NOTE 21 NEW ACCOUNTING STANDARDS

The following pronouncements have been recently issued by the Governmental Accounting Standards Board.

GASB Statement No. 57, *OPEB Measurements by Agent Employers and Agent Multiple-Employer Plans*. This Statement addresses issues related to the use of the alternative measurement method and the frequency and timing of measurements by employers that participate in agent multiple-employer other postemployment benefit (OPEB) plans (that is, agent employers). The requirements in this Statement will allow more agent employers to use the alternative measurement method to produce actuarially based information for purposes of financial reporting and clarify that OPEB measures reported by agent multiple-employer OPEB plans and their participating employers should be determined at the same minimum frequency and as of a common date to improve the consistency of reporting with regard to funded status and funding progress information. The requirements of this Statement are effective for periods beginning after June 15, 2011. The implementation of this statement will not result in any change in the City's financial statements.



CITY OF NORTH RIDGEVILLE, OHIO  
NOTES TO THE BASIC FINANCIAL STATEMENTS  
DECEMBER 31, 2011

NOTE 22 SUBSEQUENT EVENTS

In February 2012, the City authorized an agreement with the Ohio Public Works Commission for a 0% interest, 20 year term loan of up to \$ 667,300 for a road project segment estimated to cost \$ 701,000.

In April 2012, the City issued \$ 3,855,000 of bond anticipation notes (BANs), consisting of \$ 3,695,000 used to pay existing BANs, \$ 150,000 for construction of a storm water retention basin, and \$ 10,000 related to a future special assessment project.

## COMBINING STATEMENTS AND NONMAJOR FUND SCHEDULES

### COMBINING STATEMENTS – NONMAJOR GOVERNMENTAL FUNDS

#### NONMAJOR SPECIAL REVENUE FUNDS

The Special Revenue Funds are used to account for specific revenues that are restricted for a specific purpose. These resources are usually restricted by statute, City Charter or ordinance to finance specific functions or activities.

**Street Construction, Maintenance and Repair Fund (SCMR)** - Accounts for the portion of State gasoline tax and motor vehicle registration fees designated for maintenance and repair of roadways within the City.

**State Highway Fund** – Accounts for the portion of State gasoline tax and motor vehicle registration fees designated for maintenance and repairs of roadways within the City.

**Motor Vehicle License Tax Fund** – Accounts for the additional motor vehicle registration fees designated for maintenance and repairs of roadways within the City.

**Street Levy Fund** – Accounts for property taxes received from a voted tax levy for the construction, reconstruction, resurfacing and repair of roads and bridges.

**Surface Drainage Fund** – Accounts for revenues from building permit fees for the purpose of providing and maintaining storm sewer drainage.

**Police Levy Fund** – Accounts for property taxes from a voted tax levy for the purpose of operating the City police department.

**Police Pension Fund** – Accounts for property taxes levied for the payment of current employer contributions for police disability and pension benefits.

**Law Enforcement Trust Fund** – Accounts for confiscated monies or proceeds from the sale of confiscated property seized by law enforcement officers in the course of their work for the purpose of enhancing police services.

**Local Law Enforcement Assistance Fund** – Accounts for reimbursements for continuing professional training programs for peace officers from the State Law Enforcement Assistance Fund.

**Drug Law Enforcement Trust Fund** – Accounts for confiscated monies or proceeds from the sale of confiscated property seized by law enforcement officers in the course of their work for the purpose of enhancing police services and promoting drug education.

**DUI Enforcement and Education Trust Fund** – Accounts for fines imposed by the courts for the purpose of enhancing police services and promoting DUI education.

**Clerk of Courts Computer Service Fund** – Accounts for court fees for the purpose of the computerization of the clerk of court's office.

**Court Computerization Fund** – Accounts for court fees for the purpose of computerizing the court, procuring and maintaining computerized legal research services.

## NONMAJOR SPECIAL REVENUE FUNDS (Continued)

**Fire Levy Fund** – Accounts for property taxes received from a voted tax levy for the purpose of operating the City fire department.

**Fire Pension Fund** – Accounts for property taxes levied for the payment of current employer contributions for fire disability and pension benefits.

**Paramedic Levy Fund** – Accounts for property taxes received from a voted tax levy for the purpose of operating a paramedic program.

**Ambulance Fund** – Accounts for ambulance fees for the purpose of maintaining and purchasing ambulatory equipment.

**State and Other Grants Fund** – Accounts for revenues and related expenditures of state and other grants.

**Federal Grants Fund** – Accounts for revenues and related expenditures of federal grants.

**Cemetery Fund** – Accounts for burial fees used to maintain the City's cemeteries.

**Park and Recreation Trust Fund** – Accounts for program revenues and expenditures for the operation and maintenance of recreation programs, services, parks and related.

**Park and Recreation Improvement Fund** – Accounts for building permit fees for the purpose of planning, acquisition, improvement, expansion and operation of public parks, playgrounds and recreation facilities.

**Senior Citizens Title III Fund** – Accounts for grant monies received for support service for older adults.

**Solid Waste Management Fund** – Accounts for fees charged for the payment of sanitation collections.

## NONMAJOR DEBT SERVICE FUNDS

**General Obligation Bond Retirement Fund** – Accounts for resources that are used for payment of principal and interest and fiscal charges on general obligation debt.

**Special Assessment Bond Retirement Fund** – Accounts for the accumulation of resources from special assessments levied against benefited properties for the payment of principal and interest and fiscal charges on special assessment debt.

## NONMAJOR CAPITAL PROJECTS FUND

Capital Projects funds are used to account for the acquisition and construction of capital assets other than those financed by proprietary funds.

**Issue II Fund** – Accounts for Ohio Public Works grant activity consisting of the grant received and the related expenditure paid by the Ohio Public Works Commission directly to the contractors on behalf of the City.

CITY OF NORTH RIDGEVILLE, OHIO  
 COMBINING BALANCE SHEET -  
 NONMAJOR GOVERNMENTAL FUNDS

DECEMBER 31, 2011

	Nonmajor Special Revenue	Nonmajor Debt Service	Nonmajor Capital Projects	Total
<b>Assets</b>				
Equity in pooled cash	\$ 4,513,484	\$ 237,570	\$ -	\$ 4,751,054
Taxes receivable - property and other	5,611,200	-	-	5,611,200
Special assessments receivable	-	102,800	-	102,800
Due from other governments	1,118,656	-	127,951	1,246,607
Accounts receivable and other	266,900	-	-	266,900
<b>Total assets</b>	<b>\$ 11,510,240</b>	<b>\$ 340,370</b>	<b>\$ 127,951</b>	<b>\$ 11,978,561</b>
<b>Liabilities and fund balances</b>				
<b>Liabilities</b>				
Accounts and contracts payable	\$ 410,454	\$ -	\$ -	\$ 410,454
Accrued wages and benefits	155,075	-	-	155,075
Due to other governments	308,174	-	-	308,174
Interfund payables	351,211	-	-	351,211
Due to others	-	-	127,951	127,951
Deferred revenue	6,914,580	102,800	-	7,017,380
<b>Total liabilities</b>	<b>8,139,494</b>	<b>102,800</b>	<b>127,951</b>	<b>8,370,245</b>
<b>Fund balances</b>				
Restricted	3,396,466	237,570	-	3,634,036
Unassigned	(25,720)	-	-	(25,720)
<b>Total fund balances</b>	<b>3,370,746</b>	<b>237,570</b>	<b>-</b>	<b>3,608,316</b>
<b>Total liabilities and fund balances</b>	<b>\$ 11,510,240</b>	<b>\$ 340,370</b>	<b>\$ 127,951</b>	<b>\$ 11,978,561</b>

CITY OF NORTH RIDGEVILLE, OHIO  
 COMBINING STATEMENT OF REVENUES, EXPENDITURES AND CHANGES IN FUND BALANCES -  
 NONMAJOR GOVERNMENTAL FUNDS

FOR THE YEAR ENDED DECEMBER 31, 2011

	Nonmajor Special Revenue	Nonmajor Debt Service	Nonmajor Capital Projects	Total
<b>Revenues</b>				
Property and other local taxes	\$ 5,068,961	\$ -	\$ -	\$ 5,068,961
Intergovernmental	3,368,799	-	110,657	3,479,456
Special assessments	-	148,018	-	148,018
Charges for services	3,111,124	-	-	3,111,124
Fines, licenses and permits	76,442	-	-	76,442
Interest	19,197	720	-	19,917
Miscellaneous	362,432	-	-	362,432
<b>Total revenues</b>	<b>12,006,955</b>	<b>148,738</b>	<b>110,657</b>	<b>12,266,350</b>
<b>Expenditures</b>				
<b>Current</b>				
Security of persons and property	5,049,535	-	-	5,049,535
Public health and welfare	28,500	-	-	28,500
Leisure time activities	164,272	-	-	164,272
Transportation	2,803,235	-	-	2,803,235
General government	3,305,554	157,462	-	3,463,016
Capital outlay	-	-	289,834	289,834
<b>Debt service</b>				
Principal	228,349	45,000	-	273,349
Capital lease	4,237	-	-	4,237
Interest and fiscal charges	113,148	33,727	-	146,875
<b>Total expenditures</b>	<b>11,696,830</b>	<b>236,189</b>	<b>289,834</b>	<b>12,222,853</b>
Excess (deficiency) of revenues over expenditures	310,125	(87,451)	(179,177)	43,497
<b>Other financing sources (uses)</b>				
Issuance of notes	-	-	318,056	318,056
<b>Total other financing sources (uses)</b>	<b>-</b>	<b>-</b>	<b>318,056</b>	<b>318,056</b>
Excess (deficiency) of revenues over expenditures and other sources (uses)	310,125	(87,451)	138,879	361,553
Fund balances, beginning of year	3,060,621	325,021	(138,879)	3,246,763
<b>Fund balances, end of year</b>	<b>\$ 3,370,746</b>	<b>\$ 237,570</b>	<b>\$ -</b>	<b>\$ 3,608,316</b>

CITY OF NORTH RIDGEVILLE, OHIO  
 COMBINING BALANCE SHEET -  
 NONMAJOR SPECIAL REVENUE FUNDS

DECEMBER 31, 2011

	SCMR	State Highway	Motor Vehicle License Tax	Street Levy	Surface Drainage
<u>Assets</u>					
Equity in pooled cash	\$ 244,130	\$ 59,603	\$ 130,247	\$ 1,205,244	\$ 151,651
Taxes receivable - property and other	-	-	-	1,315,900	-
Due from other governments	550,000	45,400	215,000	69,400	-
Accounts receivable and other	-	-	-	-	-
Total assets	<u>\$ 794,130</u>	<u>\$ 105,003</u>	<u>\$ 345,247</u>	<u>\$ 2,590,544</u>	<u>\$ 151,651</u>
<u>Liabilities</u>					
Accounts and contracts payable	\$ 2,560	\$ -	\$ 3,839	\$ 156,307	\$ 13,080
Accrued salaries, wages, and benefits	24,880	-	4,850	-	2,566
Due to other governments	29,158	-	5,994	-	2,813
Interfund payables	-	-	-	-	-
Deferred revenue	448,900	37,200	178,500	1,385,300	-
Total liabilities	<u>505,498</u>	<u>37,200</u>	<u>193,183</u>	<u>1,541,607</u>	<u>18,459</u>
Fund balances					
Restricted	288,632	67,803	152,064	1,048,937	133,192
Unassigned	-	-	-	-	-
Total fund balances	<u>288,632</u>	<u>67,803</u>	<u>152,064</u>	<u>1,048,937</u>	<u>133,192</u>
Total liabilities and fund balances	<u>\$ 794,130</u>	<u>\$ 105,003</u>	<u>\$ 345,247</u>	<u>\$ 2,590,544</u>	<u>\$ 151,651</u>

<u>Police Levy</u>	<u>Police Pension</u>	<u>Law Enforcement Trust</u>	<u>Local Law Enforcement Assistance</u>	<u>Drug Law Enforcement Trust</u>	<u>DUI Enforcement and Education Trust</u>	<u>Clerk of Courts Computer Service</u>	<u>Court Computerization</u>
\$ 98,775	\$ 12,084	\$ 8,143	\$ 10,731	\$ 4,677	\$ 48,499	\$ 136,363	\$ 124,097
1,350,800	208,200	-	-	-	-	-	-
71,200	10,950	-	-	-	-	-	-
-	-	-	-	-	-	-	-
<u>\$1,520,775</u>	<u>\$ 231,234</u>	<u>\$ 8,143</u>	<u>\$ 10,731</u>	<u>\$ 4,677</u>	<u>\$ 48,499</u>	<u>\$ 136,363</u>	<u>\$ 124,097</u>
\$ -	\$ -	\$ -	\$ -	\$ 12	\$ -	\$ -	\$ -
42,833	-	-	-	-	-	-	-
25,500	12,054	-	-	-	-	-	-
-	-	-	-	-	-	-	-
1,422,000	219,150	-	-	-	-	-	-
<u>1,490,333</u>	<u>231,204</u>	<u>-</u>	<u>-</u>	<u>12</u>	<u>-</u>	<u>-</u>	<u>-</u>
30,442	30	8,143	10,731	4,665	48,499	136,363	124,097
-	-	-	-	-	-	-	-
<u>30,442</u>	<u>30</u>	<u>8,143</u>	<u>10,731</u>	<u>4,665</u>	<u>48,499</u>	<u>136,363</u>	<u>124,097</u>
<u>\$1,520,775</u>	<u>\$ 231,234</u>	<u>\$ 8,143</u>	<u>\$ 10,731</u>	<u>\$ 4,677</u>	<u>\$ 48,499</u>	<u>\$ 136,363</u>	<u>\$ 124,097</u>

(Continued)

CITY OF NORTH RIDGEVILLE, OHIO  
 COMBINING BALANCE SHEET -  
 NONMAJOR SPECIAL REVENUE FUNDS

DECEMBER 31, 2011

(Concluded)

	Fire Levy	Fire Pension	Paramedic Levy	Ambulance	State and Other Grants
<u>Assets</u>					
Equity in pooled cash	\$ 275,771	\$ 33,670	\$ 87,447	\$ 403,500	\$ 158,042
Taxes receivable - property and other	1,315,900	208,200	1,212,200	-	-
Due from other governments	69,400	10,950	63,900	-	5,942
Accounts receivable and other	-	-	-	-	-
Total assets	<u>\$ 1,661,071</u>	<u>\$ 252,820</u>	<u>\$ 1,363,547</u>	<u>\$ 403,500</u>	<u>\$ 163,984</u>
<u>Liabilities</u>					
Accounts and contracts payable	\$ -	\$ -	\$ 772	\$ 44,676	\$ -
Accrued salaries, wages, and benefits	30,347	-	36,652	10,388	-
Due to other governments	100,281	33,648	75,743	20,121	-
Interfund payables	-	-	-	-	-
Deferred revenue	1,385,300	219,150	1,276,100	-	86,235
Total liabilities	<u>1,515,928</u>	<u>252,798</u>	<u>1,389,267</u>	<u>75,185</u>	<u>86,235</u>
Fund balances					
Restricted	145,143	22	-	328,315	77,749
Unassigned	-	-	(25,720)	-	-
Total fund balances	<u>145,143</u>	<u>22</u>	<u>(25,720)</u>	<u>328,315</u>	<u>77,749</u>
Total liabilities and fund balances	<u>\$ 1,661,071</u>	<u>\$ 252,820</u>	<u>\$ 1,363,547</u>	<u>\$ 403,500</u>	<u>\$ 163,984</u>



<u>Federal Grants</u>	<u>Cemetery</u>	<u>Park and Recreation Trust</u>	<u>Park and Recreation Improvement</u>	<u>Senior Citizens Title III</u>	<u>Solid Waste Management</u>	<u>Total</u>
\$ 443,965	\$ 165,171	\$ 115,131	\$ 132,438	\$ 7,659	\$ 456,446	\$ 4,513,484
-	-	-	-	-	-	5,611,200
5,539	-	-	-	975	-	1,118,656
239,000	-	-	-	-	27,900	266,900
<u>\$ 688,504</u>	<u>\$ 165,171</u>	<u>\$ 115,131</u>	<u>\$ 132,438</u>	<u>\$ 8,634</u>	<u>\$ 484,346</u>	<u>\$ 11,510,240</u>
\$ -	\$ -	\$ 45	\$ -	\$ -	\$ 189,163	\$ 410,454
-	-	-	-	575	1,984	155,075
-	-	-	-	220	2,642	308,174
351,211	-	-	-	-	-	351,211
256,745	-	-	-	-	-	6,914,580
<u>607,956</u>	<u>-</u>	<u>45</u>	<u>-</u>	<u>795</u>	<u>193,789</u>	<u>8,139,494</u>
80,548	165,171	115,086	132,438	7,839	290,557	3,396,466
-	-	-	-	-	-	(25,720)
<u>80,548</u>	<u>165,171</u>	<u>115,086</u>	<u>132,438</u>	<u>7,839</u>	<u>290,557</u>	<u>3,370,746</u>
<u>\$ 688,504</u>	<u>\$ 165,171</u>	<u>\$ 115,131</u>	<u>\$ 132,438</u>	<u>\$ 8,634</u>	<u>\$ 484,346</u>	<u>\$ 11,510,240</u>

CITY OF NORTH RIDGEVILLE, OHIO  
 COMBINING STATEMENT OF REVENUES, EXPENDITURES AND CHANGES IN FUND BALANCES -  
 NONMAJOR SPECIAL REVENUE FUNDS  
 FOR THE YEAR ENDED DECEMBER 31, 2011

	SCMR	State Highway	Motor Vehicle License Tax	Street Levy	Surface Drainage
<b>Revenues</b>					
Property and other local taxes	\$ -	\$ -	\$ -	\$ 1,188,848	\$ -
Intergovernmental revenue	1,187,843	96,312	444,761	224,518	-
Charges for services	-	-	-	-	-
Fines, licenses, and permits	-	-	-	-	-
Interest	406	105	371	4,131	728
Miscellaneous	7,085	-	9,945	189,340	125,363
<b>Total revenues</b>	<u>1,195,334</u>	<u>96,417</u>	<u>455,077</u>	<u>1,606,837</u>	<u>126,091</u>
<b>Expenditures</b>					
<b>Current</b>					
Security of persons and property	-	-	-	-	-
Public health and welfare	-	-	-	-	-
Leisure time activities	-	-	-	-	-
Transportation	1,134,318	84,635	419,357	1,164,829	96
General government	-	-	-	-	186,342
<b>Debt service</b>					
Principal	-	-	6,169	215,000	7,180
Capital lease	-	-	-	-	-
Interest and fiscal charges	-	-	-	111,589	-
<b>Total expenditures</b>	<u>1,134,318</u>	<u>84,635</u>	<u>425,526</u>	<u>1,491,418</u>	<u>193,618</u>
<b>Excess (deficiency) of revenues over expenditures</b>	61,016	11,782	29,551	115,419	(67,527)
<b>Fund balances, beginning of year</b>	<u>227,616</u>	<u>56,021</u>	<u>122,513</u>	<u>933,518</u>	<u>200,719</u>
<b>Fund balances, end of year</b>	<u>\$ 288,632</u>	<u>\$ 67,803</u>	<u>\$ 152,064</u>	<u>\$ 1,048,937</u>	<u>\$ 133,192</u>

<u>Police Levy</u>	<u>Police Pension</u>	<u>Law Enforcement Trust</u>	<u>Local Law Enforcement Assistance</u>	<u>Drug Law Enforcement Trust</u>	<u>DUI Enforcement and Education Trust</u>	<u>Clerk of Courts Computer Service</u>	<u>Court Computerization</u>
\$1,220,131	\$ 188,072	\$ -	\$ -	\$ -	\$ -	\$ -	\$ -
194,899	35,443	-	-	-	-	-	-
-	-	-	-	-	-	-	-
-	-	-	-	2,806	17,077	-	11,559
625	170	29	38	20	145	461	441
-	-	1,354	1,446	-	-	26,975	-
<u>1,415,655</u>	<u>223,685</u>	<u>1,383</u>	<u>1,484</u>	<u>2,826</u>	<u>17,222</u>	<u>27,436</u>	<u>12,000</u>
1,380,890	223,674	2,185	-	3,047	940	4,564	-
-	-	-	-	-	-	-	-
-	-	-	-	-	-	-	-
-	-	-	-	-	-	-	-
-	-	-	-	-	-	-	-
-	-	-	-	-	-	1,227	-
-	-	-	-	-	-	451	-
<u>1,380,890</u>	<u>223,674</u>	<u>2,185</u>	<u>-</u>	<u>3,047</u>	<u>940</u>	<u>6,242</u>	<u>-</u>
34,765	11	(802)	1,484	(221)	16,282	21,194	12,000
<u>(4,323)</u>	<u>19</u>	<u>8,945</u>	<u>9,247</u>	<u>4,886</u>	<u>32,217</u>	<u>115,169</u>	<u>112,097</u>
<u>\$ 30,442</u>	<u>\$ 30</u>	<u>\$ 8,143</u>	<u>\$ 10,731</u>	<u>\$ 4,665</u>	<u>\$ 48,499</u>	<u>\$ 136,363</u>	<u>\$ 124,097</u>

(Continued)

CITY OF NORTH RIDGEVILLE, OHIO  
 COMBINING STATEMENT OF REVENUES, EXPENDITURES AND CHANGES IN FUND BALANCES -  
 NONMAJOR SPECIAL REVENUE FUNDS

FOR THE YEAR ENDED DECEMBER 31, 2011

(Concluded)

	Fire Levy	Fire Pension	Paramedic Levy	Ambulance	State and Other Grants
<b>Revenues</b>					
Property and other local taxes	\$ 1,188,848	\$ 188,072	\$ 1,094,990	\$ -	\$ -
Intergovernmental revenue	190,032	35,443	175,234	-	301,213
Charges for services	-	-	-	613,029	-
Fines, licenses, and permits	-	-	-	-	-
Interest	703	181	586	2,123	-
Miscellaneous	-	-	-	-	-
<b>Total revenues</b>	<b>1,379,583</b>	<b>223,696</b>	<b>1,270,810</b>	<b>615,152</b>	<b>301,213</b>
<b>Expenditures</b>					
<b>Current</b>					
Security of persons and property	1,146,384	223,682	1,325,922	738,247	-
Public health and welfare	-	-	-	-	-
Leisure time activities	-	-	-	-	-
Transportation	-	-	-	-	-
General government	-	-	-	-	268,428
<b>Debt service</b>					
Principal	-	-	-	-	-
Capital lease	-	-	-	2,577	-
Interest and fiscal charges	-	-	-	948	-
<b>Total expenditures</b>	<b>1,146,384</b>	<b>223,682</b>	<b>1,325,922</b>	<b>741,772</b>	<b>268,428</b>
Excess (deficiency) of revenues over expenditures	233,199	14	(55,112)	(126,620)	32,785
Fund balances, beginning of year	(88,056)	8	29,392	454,935	44,964
<b>Fund balances, end of year</b>	<b>\$ 145,143</b>	<b>\$ 22</b>	<b>\$ (25,720)</b>	<b>\$ 328,315</b>	<b>\$ 77,749</b>

Federal Grants	Cemetery	Park and Recreation Trust	Park and Recreation Improvement	Senior Citizens Title III	Solid Waste Management	Total
\$ -	\$ -	\$ -	\$ -	\$ -	\$ -	\$ 5,068,961
465,468	-	-	-	17,633	-	3,368,799
-	25,290	131,657	-	-	2,341,148	3,111,124
-	-	-	45,000	-	-	76,442
5,099	587	445	527	26	1,250	19,197
-	-	170	750	-	4	362,432
<u>470,567</u>	<u>25,877</u>	<u>132,272</u>	<u>46,277</u>	<u>17,659</u>	<u>2,342,402</u>	<u>12,006,955</u>
-	-	-	-	-	-	5,049,535
-	7,200	-	-	21,300	-	28,500
-	-	111,516	52,756	-	-	164,272
-	-	-	-	-	-	2,803,235
460,996	-	-	-	-	2,389,788	3,305,554
-	-	-	-	-	-	228,349
-	-	-	-	-	433	4,237
-	-	-	-	-	160	113,148
<u>460,996</u>	<u>7,200</u>	<u>111,516</u>	<u>52,756</u>	<u>21,300</u>	<u>2,390,381</u>	<u>11,696,830</u>
9,571	18,677	20,756	(6,479)	(3,641)	(47,979)	310,125
<u>70,977</u>	<u>146,494</u>	<u>94,330</u>	<u>138,917</u>	<u>11,480</u>	<u>338,536</u>	<u>3,060,621</u>
<u>\$ 80,548</u>	<u>\$ 165,171</u>	<u>\$ 115,086</u>	<u>\$ 132,438</u>	<u>\$ 7,839</u>	<u>\$ 290,557</u>	<u>\$ 3,370,746</u>

CITY OF NORTH RIDGEVILLE, OHIO

COMBINING BALANCE SHEET -  
NONMAJOR DEBT SERVICE FUNDS

DECEMBER 31, 2011

	General Obligation Bond Retirement	Special Assessment Bond Retirement	Total
<b>Assets</b>			
Equity in pooled cash and equivalents	\$ 94,592	\$ 142,978	\$ 237,570
Special assessments receivable	-	102,800	102,800
<b>Total assets</b>	<b>\$ 94,592</b>	<b>\$ 245,778</b>	<b>\$ 340,370</b>
<b>Liabilities</b>			
Deferred revenue	\$ -	\$ 102,800	\$ 102,800
<b>Total liabilities</b>	<b>-</b>	<b>102,800</b>	<b>102,800</b>
<b>Fund balances</b>			
Restricted	94,592	142,978	237,570
<b>Total fund balance</b>	<b>94,592</b>	<b>142,978</b>	<b>237,570</b>
<b>Total liabilities and fund balance</b>	<b>\$ 94,592</b>	<b>\$ 245,778</b>	<b>\$ 340,370</b>

CITY OF NORTH RIDGEVILLE, OHIO  
 COMBINING STATEMENT OF REVENUES, EXPENDITURES AND CHANGES IN FUND BALANCES -  
 NONMAJOR DEBT SERVICE FUNDS  
 FOR THE YEAR ENDED DECEMBER 31, 2011

	General Obligation Bond Retirement	Special Assessment Bond Retirement	Total
Revenues			
Special assessments	\$ 109,148	\$ 38,870	\$ 148,018
Interest	158	562	720
Total revenues	<u>109,306</u>	<u>39,432</u>	<u>148,738</u>
Expenditures			
Current			
General government	155,843	1,619	157,462
Debt service			
Bond principal	20,000	25,000	45,000
Interest and fiscal charges	28,502	5,225	33,727
Total expenditures	<u>204,345</u>	<u>31,844</u>	<u>236,189</u>
Excess of revenues over expenditures	(95,039)	7,588	(87,451)
Fund balance, beginning of year	<u>189,631</u>	<u>135,390</u>	<u>325,021</u>
Fund balance, end of year	<u>\$ 94,592</u>	<u>\$ 142,978</u>	<u>\$ 237,570</u>

CITY OF NORTH RIDGEVILLE, OHIO  
BALANCE SHEET -  
NONMAJOR CAPITAL PROJECTS FUND  
DECEMBER 31, 2011

	Issue II
Assets	
Due from other governments	\$ 127,951
Total assets	\$ 127,951
Liabilities	
Due to others	\$ 127,951
Total liabilities	127,951
Fund balances	
Restricted	-
Total fund balance	-
Total liabilities and fund balances	\$ 127,951



CITY OF NORTH RIDGEVILLE, OHIO  
 STATEMENT OF REVENUES, EXPENDITURES AND CHANGES IN FUND BALANCES -  
 NONMAJOR CAPITAL PROJECTS FUND  
 FOR THE YEAR ENDED DECEMBER 31, 2011

	Issue II
Revenue	
Intergovernmental	\$ 110,657
Total revenue	110,657
 Expenditures	
Current	
Capital outlay	289,834
Total expenditures	289,834
 Excess (deficiency) of revenue over expenditures	 (179,177)
 Other financing sources (uses)	
Issuance of notes	318,056
Total other financing sources (uses)	318,056
 Excess (deficiency) of revenues over expenditures and other sources (uses)	 138,879
 Fund balances, beginning of year	 (138,879)
 Fund balances, end of year	 \$ -

This page intentionally left blank.

## COMBINING STATEMENTS - AGENCY FUNDS

Agency Funds are used to account for assets held by the government as an agent for individuals, private organizations, other governments and/or other funds. These funds are purely custodial in nature (assets equal liabilities) and therefore do not involve the measurement of results of operations.

**Board of Building Standards Fund** – Accounts for fees required by the State to be collected by the City and paid to the State.

**Senior Citizens Multi Trust Fund** – Accounts for revenue earned and expended by the Senior Citizens Center.

**Mayor's Court Bail Trust Fund** – Accounts for bail collected.

**Trust Miscellaneous Fund** – Accounts for deposits held by the City from contractors, developers or individuals to ensure compliance with City Ordinances, and for other various deposits held by the City on behalf of others.

CITY OF NORTH RIDGEVILLE, OHIO  
 COMBINING STATEMENT OF ASSETS AND LIABILITIES -  
 AGENCY FUNDS  
 DECEMBER 31, 2011

	Board of Building Standards	Senior Citizens Multi-Trust	Mayor's Court Bail Trust
<b>Assets</b>			
Equity in pooled cash and equivalents	\$ 342	\$ 25,622	\$ 2,568
<b>Liabilities</b>			
Accounts and contracts payable	\$ 342	\$ 647	\$ -
Due to others	-	24,975	2,568
<b>Total liabilities</b>	<b>\$ 342</b>	<b>\$ 25,622</b>	<b>\$ 2,568</b>

Trust Miscellaneous	Total
<u>\$ 820,178</u>	<u>\$ 848,710</u>
\$ -	\$ 989
<u>820,178</u>	<u>847,721</u>
<u>\$ 820,178</u>	<u>\$ 848,710</u>

CITY OF NORTH RIDGEVILLE, OHIO  
 COMBINING STATEMENT OF CHANGES IN ASSETS AND LIABILITIES -  
 AGENCY FUNDS

FOR THE YEAR ENDED DECEMBER 31, 2011

	Beginning Balance 1/1/2011	Additions	Reductions	Ending Balance 12/31/2011
<b>Board of Building Standards</b>				
Assets				
Equity in pooled cash and equivalents	\$ 356	\$ 5,163	\$ 5,177	\$ 342
Liabilities				
Accounts and contracts payable	\$ 356	\$ 5,163	\$ 5,177	\$ 342
Total liabilities	\$ 356	\$ 5,163	\$ 5,177	\$ 342
<b>Senior Citizens Multi-Trust</b>				
Assets				
Equity in pooled cash and equivalents	\$ 19,635	\$ 75,076	\$ 69,089	\$ 25,622
Liabilities				
Accounts and contracts payable	\$ 2,297	\$ 647	\$ 2,297	\$ 647
Due to others	17,338	74,429	66,792	24,975
Total liabilities	\$ 19,635	\$ 75,076	\$ 69,089	\$ 25,622
<b>Mayor's Court Bail Trust</b>				
Assets				
Equity in pooled cash and equivalents	\$ 2,936	\$ 22,428	\$ 22,796	\$ 2,568
Liabilities				
Due to others	\$ 2,936	22,428	22,796	\$ 2,568
Total liabilities	\$ 2,936	\$ 22,428	\$ 22,796	\$ 2,568
<b>Trust Miscellaneous</b>				
Assets				
Equity in pooled cash and equivalents	\$ 825,546	\$ 1,849,891	\$ 1,855,259	\$ 820,178
Liabilities				
Accounts and contracts payable	\$ 22,457	\$ -	\$ 22,457	\$ -
Due to others	803,089	1,849,891	1,832,802	820,178
Total liabilities	\$ 825,546	\$ 1,849,891	\$ 1,855,259	\$ 820,178

(Continued)

CITY OF NORTH RIDGEVILLE, OHIO  
 COMBINING STATEMENT OF CHANGES IN ASSETS AND LIABILITIES -  
 AGENCY FUNDS

FOR THE YEAR ENDED DECEMBER 31, 2011

	(Concluded)			
<b>Total All Agency Funds</b>	Beginning Balance 1/1/2011	Additions	Reductions	Ending Balance 12/31/2011
Assets				
Equity in pooled cash and equivalents	\$ 848,473	\$ 1,952,558	\$ 1,952,321	\$ 848,710
Liabilities				
Accounts and contracts payable	\$ 25,110	\$ 5,810	\$ 29,931	\$ 989
Due to others	823,363	1,946,748	1,922,390	847,721
<b>Total liabilities</b>	<u>\$ 848,473</u>	<u>\$ 1,952,558</u>	<u>\$ 1,952,321</u>	<u>\$ 848,710</u>

**INDIVIDUAL FUND SCHEDULES OF REVENUES, EXPENDITURES/EXPENSES  
AND CHANGES IN FUND BALANCES –  
BUDGET (NON-GAAP BUDGETARY BASIS) AND ACTUAL**



CITY OF NORTH RIDGEVILLE, OHIO  
SCHEDULE OF REVENUES, EXPENDITURES AND  
CHANGES IN FUND BALANCES – BUDGET (NON-GAAP BUDGETARY BASIS) AND ACTUAL  
FOR THE YEAR ENDED DECEMBER 31, 2011

	General Fund			Variance with Final Budget Positive (Negative)
	Budget Amounts		Actual	
	Original	Final		
Revenues				
Local taxes	\$ 1,072,212	\$ 1,086,612	\$ 1,088,317	\$ 1,705
Intergovernmental revenue	1,023,788	1,464,600	1,441,951	(22,649)
Fines, licenses, and permits	949,300	1,029,300	1,176,451	147,151
Interest	5,000	5,000	4,862	(138)
Miscellaneous	639,800	756,100	895,556	139,456
Total revenues	<u>3,690,100</u>	<u>4,341,612</u>	<u>4,607,137</u>	<u>265,525</u>
Expenditures				
Current				
Security of persons and property				
Police				
Personal services	3,703,033	3,505,083	3,340,511	164,572
Materials and supplies	171,364	298,184	275,138	23,046
Contractual services	76,507	71,007	62,249	8,758
Capital outlay	15,100	26,740	26,736	4
Other	93,328	97,518	77,398	20,120
Total police	<u>4,059,332</u>	<u>3,998,532</u>	<u>3,782,032</u>	<u>216,500</u>
Humane officer				
Personal services	52,840	52,500	27,161	25,339
Materials and supplies	7,444	7,524	5,135	2,389
Other	-	260	206	54
Total humane officer	<u>60,284</u>	<u>60,284</u>	<u>32,502</u>	<u>27,782</u>
Fire				
Personal services	820,880	836,650	828,057	8,593
Materials and supplies	176,895	171,525	132,571	38,954
Contractual services	22,612	23,312	22,269	1,043
Capital outlay	-	2,350	2,343	7
Other	4,500	4,500	2,810	1,690
Total fire	<u>1,024,887</u>	<u>1,038,337</u>	<u>988,050</u>	<u>50,287</u>
Mayor's court				
Personal services	224,750	224,750	207,572	17,178
Materials and supplies	12,500	12,500	2,915	9,585
Other	168,480	168,480	156,779	11,701
Total mayor's court	<u>405,730</u>	<u>405,730</u>	<u>367,266</u>	<u>38,464</u>
Street lighting				
Materials and supplies	171,956	171,956	158,107	13,849
Total street lighting	<u>171,956</u>	<u>171,956</u>	<u>158,107</u>	<u>13,849</u>
Total security of persons and property	<u>5,722,189</u>	<u>5,674,839</u>	<u>5,327,957</u>	<u>346,882</u>

(Continued)

CITY OF NORTH RIDGEVILLE, OHIO  
SCHEDULE OF REVENUES, EXPENDITURES AND  
CHANGES IN FUND BALANCES – BUDGET (NON-GAAP BUDGETARY BASIS) AND ACTUAL  
FOR THE YEAR ENDED DECEMBER 31, 2011

	General Fund			Variance with Final Budget Positive (Negative)
	Budget Amounts		Actual	
	Original	Final		
Public health and welfare				
General government				
Other	\$ 99,500	\$ 99,500	\$ 99,300	\$ 200
Total general government	99,500	99,500	99,300	200
Senior citizens				
Personal services	229,820	229,820	224,694	5,126
Materials and supplies	25,137	26,637	23,679	2,958
Contractual services	8,150	8,150	8,148	2
Capital outlay	5,000	5,590	5,124	466
Total senior citizens	268,107	270,197	261,645	8,552
Total public health and welfare	367,607	369,697	360,945	8,752
Leisure time activities				
Park and recreation				
Personal services	163,620	163,620	159,146	4,474
Materials and supplies	19,000	16,430	12,191	4,239
Contractual services	3,000	3,000	2,436	564
Other	33,713	36,283	29,836	6,447
Total leisure time activities	219,333	219,333	203,609	15,724
Community development				
Building				
Personal services	619,690	619,690	558,073	61,617
Materials and supplies	22,043	19,133	12,373	6,760
Contractual services	148,494	150,594	87,298	63,296
Capital outlay	1,520	1,520	-	1,520
Other	94,390	113,700	86,655	27,045
Total building	886,137	904,637	744,399	160,238
Engineer				
Personal services	619,862	630,442	590,890	39,552
Materials and supplies	11,206	15,846	13,600	2,246
Contractual services	14,195	13,575	4,507	9,068
Other	2,180	2,160	1,487	673
Total engineer	647,443	662,023	610,484	51,539
Total community development	1,533,580	1,566,660	1,354,883	211,777

(Continued)

CITY OF NORTH RIDGEVILLE, OHIO  
SCHEDULE OF REVENUES, EXPENDITURES AND  
CHANGES IN FUND BALANCES – BUDGET (NON-GAAP BUDGETARY BASIS) AND ACTUAL  
FOR THE YEAR ENDED DECEMBER 31, 2011

	General Fund			Variance with Final Budget Positive (Negative)
	Budget Amounts		Actual	
	Original	Final		
General government				
Council				
Personal services	\$ 301,200	\$ 301,200	\$ 281,340	\$ 19,860
Materials and supplies	6,000	6,000	5,305	695
Other	27,730	27,730	18,638	9,092
Total council	<u>334,930</u>	<u>334,930</u>	<u>305,283</u>	<u>29,647</u>
Mayor				
Personal services	195,030	201,270	197,739	3,531
Materials and supplies	5,015	4,235	3,250	985
Other	5,909	6,689	5,045	1,644
Total mayor	<u>205,954</u>	<u>212,194</u>	<u>206,034</u>	<u>6,160</u>
Finance				
Personal services	484,920	485,320	482,923	2,397
Materials and supplies	13,600	13,600	11,923	1,677
Contractual services	9,200	8,800	8,360	440
Other	1,680	1,680	1,140	540
Total finance	<u>509,400</u>	<u>509,400</u>	<u>504,346</u>	<u>5,054</u>
Law director				
Personal services	290,610	290,610	290,135	475
Materials and supplies	7,143	6,243	5,341	902
Contractual services	91,259	93,749	80,499	13,250
Other	5,130	3,540	2,812	728
Total law director	<u>394,142</u>	<u>394,142</u>	<u>378,787</u>	<u>15,355</u>
Computer services				
Personal services	160,220	160,220	142,802	17,418
Materials and supplies	84,983	79,983	48,291	31,692
Contractual services	54,205	58,595	43,223	15,372
Capital outlay	23,239	23,849	23,769	80
Other	12,276	12,276	7,041	5,235
Total computer services	<u>334,923</u>	<u>334,923</u>	<u>265,126</u>	<u>69,797</u>
Safety service director				
Personal services	174,910	174,910	174,873	37
Materials and supplies	2,545	2,715	2,291	424
Contractual services	1,352	1,042	894	148
Capital outlay	20,190	20,190	19,779	411
Other	410	550	421	129
Total safety service director	<u>199,407</u>	<u>199,407</u>	<u>198,258</u>	<u>1,149</u>
Civil service				
Personal services	9,470	9,470	9,466	4
Materials and supplies	8,500	8,500	3,331	5,169
Other	2,500	2,500	1,124	1,376
Total civil service	<u>20,470</u>	<u>20,470</u>	<u>13,921</u>	<u>6,549</u>

(Continued)

CITY OF NORTH RIDGEVILLE, OHIO  
SCHEDULE OF REVENUES, EXPENDITURES AND  
CHANGES IN FUND BALANCES – BUDGET (NON-GAAP BUDGETARY BASIS) AND ACTUAL  
FOR THE YEAR ENDED DECEMBER 31, 2011

	General Fund			Variance with Final Budget Positive (Negative)
	Budget Amounts		Actual	
	Original	Final		
General government				
Personal services	\$ 64,670	\$ 64,670	\$ 49,988	\$ 14,682
Materials and supplies	6,043	3,243	1,472	1,771
Contractual services	269,574	269,574	192,537	77,037
Capital outlay	5,539	5,539	2,004	3,535
Other	471,158	498,958	259,661	239,297
Total general government	<u>816,984</u>	<u>841,984</u>	<u>505,662</u>	<u>336,322</u>
Public grounds/cemetery				
Personal services	388,470	388,470	374,447	14,023
Materials and supplies	75,103	75,103	51,895	23,208
Contractual services	6,416	6,416	5,235	1,181
Capital outlay	8,000	8,000	7,808	192
Other	6,100	6,100	1,380	4,720
Total public grounds/cemetery	<u>484,089</u>	<u>484,089</u>	<u>440,765</u>	<u>43,324</u>
Total general government	<u>3,300,299</u>	<u>3,331,539</u>	<u>2,818,182</u>	<u>513,357</u>
Total expenditures	<u>11,143,008</u>	<u>11,162,068</u>	<u>10,065,576</u>	<u>1,096,492</u>
Excess (deficiency) of revenues over expenditures	<u>(7,452,908)</u>	<u>(6,820,456)</u>	<u>(5,458,439)</u>	<u>1,362,017</u>
Other financing sources (uses)				
Transfers-in	5,950,000	5,950,000	5,950,000	-
Advances-in	445,000	445,000	445,000	-
Advances-out	(150,000)	(430,000)	(430,000)	-
Total other financing sources (uses)	<u>6,245,000</u>	<u>5,965,000</u>	<u>5,965,000</u>	<u>-</u>
Excess (deficiency) of revenues over expenditures and other financing sources (uses)	<u>(1,207,908)</u>	<u>(855,456)</u>	<u>506,561</u>	<u>1,362,017</u>
Prior year encumbrances	155,425	155,425	155,425	-
Fund balances, beginning of year	<u>1,582,043</u>	<u>1,582,043</u>	<u>1,582,043</u>	<u>-</u>
Fund balances, end of year	<u>\$ 529,560</u>	<u>\$ 882,012</u>	<u>\$ 2,244,029</u>	<u>\$ 1,362,017</u>

CITY OF NORTH RIDGEVILLE, OHIO  
SCHEDULE OF REVENUES, EXPENDITURES AND  
CHANGES IN FUND BALANCES – BUDGET (NON-GAAP BUDGETARY BASIS) AND ACTUAL  
FOR THE YEAR ENDED DECEMBER 31, 2011

	Capital Projects Fund			Variance with Final Budget Positive (Negative)
	Budget Amounts		Actual	
	Original	Final		
Revenues				
Interest	\$ 4,000	\$ 4,000	\$ 1,891	\$ (2,109)
Miscellaneous	-	174,623	181,623	7,000
Total revenues	<u>4,000</u>	<u>178,623</u>	<u>183,514</u>	<u>4,891</u>
Expenditures				
Capital outlay	630,934	660,934	451,663	209,271
Debt service				
Principal	3,113,830	3,115,930	3,115,916	14
Interest and fiscal charges	122,836	122,836	109,625	13,211
Total expenditures	<u>3,867,600</u>	<u>3,899,700</u>	<u>3,677,204</u>	<u>222,496</u>
Excess (deficiency) of revenues over expenditures	<u>(3,863,600)</u>	<u>(3,721,077)</u>	<u>(3,493,690)</u>	<u>227,387</u>
Other financing sources (uses)				
Transfers-in	1,050,000	1,050,000	1,050,000	-
Issuance of notes	2,561,000	2,396,000	2,396,000	-
Total other financing sources (uses)	<u>3,611,000</u>	<u>3,446,000</u>	<u>3,446,000</u>	<u>-</u>
Excess (deficiency) of revenues over expenditures and other financing sources (uses)	(252,600)	(275,077)	(47,690)	227,387
Prior year encumbrances	79,534	79,534	79,534	-
Fund balances, beginning of year	<u>247,481</u>	<u>247,481</u>	<u>247,481</u>	<u>-</u>
Fund balances, end of year	<u>\$ 74,415</u>	<u>\$ 51,938</u>	<u>\$ 279,325</u>	<u>\$ 227,387</u>

CITY OF NORTH RIDGEVILLE, OHIO  
SCHEDULE OF REVENUES, EXPENSES AND  
CHANGES IN FUND BALANCES – BUDGET (NON-GAAP BUDGETARY BASIS) AND ACTUAL  
FOR THE YEAR ENDED DECEMBER 31, 2011

	Water Fund			Variance with Final Budget Positive (Negative)
	Budget Amounts		Actual	
	Original	Final		
<b>Revenues</b>				
Charges for services	\$ 3,600,000	\$ 3,430,000	\$ 3,544,610	\$ 114,610
Tap in fees	107,200	157,200	184,755	27,555
Miscellaneous	40,000	108,800	126,691	17,891
Interest income	12,005	15,605	17,959	2,354
<b>Total revenues</b>	<b>3,759,205</b>	<b>3,711,605</b>	<b>3,874,015</b>	<b>162,410</b>
<b>Expenses</b>				
Personal services	888,770	903,200	817,969	85,231
Materials and supplies	418,601	402,981	276,523	126,458
Contractual services	119,299	153,269	123,911	29,358
Capital outlay	961,117	1,067,510	573,154	494,356
Other non-operating expenses	1,560,877	1,575,307	1,279,292	296,015
Debt service				
OWDA principal	139,505	139,505	139,505	-
Note principal	335,000	335,000	335,000	-
Bond principal	480,000	480,000	480,000	-
ETL2 obligation	24,907	24,907	24,866	41
Interest and fiscal charges	305,141	305,141	305,130	11
<b>Total expenditures</b>	<b>5,233,217</b>	<b>5,386,820</b>	<b>4,355,350</b>	<b>1,031,470</b>
<b>Excess (deficiency) of revenues over expenses</b>	<b>(1,474,012)</b>	<b>(1,675,215)</b>	<b>(481,335)</b>	<b>1,193,880</b>
<b>Other financing sources (uses)</b>				
Issuance of notes	335,000	443,000	443,000	-
<b>Total other financing sources (uses)</b>	<b>335,000</b>	<b>443,000</b>	<b>443,000</b>	<b>-</b>
<b>Excess (deficiency) of revenues over expenses and other financing sources (uses)</b>	<b>(1,139,012)</b>	<b>(1,232,215)</b>	<b>(38,335)</b>	<b>1,193,880</b>
Prior year encumbrances	941,487	941,487	941,487	-
Fund balances, beginning of year	3,477,569	3,477,569	3,477,569	-
<b>Fund balances, end of year</b>	<b>\$ 3,280,044</b>	<b>\$ 3,186,841</b>	<b>\$ 4,380,721</b>	<b>\$ 1,193,880</b>

CITY OF NORTH RIDGEVILLE, OHIO  
SCHEDULE OF REVENUES, EXPENSES AND  
CHANGES IN FUND BALANCES – BUDGET (NON-GAAP BUDGETARY BASIS) AND ACTUAL  
FOR THE YEAR ENDED DECEMBER 31, 2011

	Sewer Fund			Variance with Final Budget Positive (Negative)
	Budget Amounts		Actual	
	Original	Final		
<b>Revenues</b>				
Charges for services	\$ 4,447,516	\$ 4,526,516	\$ 5,572,423	\$ 1,045,907
Special assessments	190,514	160,914	160,999	85
Tap in fees	950,000	990,465	1,104,075	113,610
Miscellaneous	29,465	85,000	91,146	6,146
Interest income	26,000	30,300	37,968	7,668
<b>Total revenues</b>	<u>5,643,495</u>	<u>5,793,195</u>	<u>6,966,611</u>	<u>1,173,416</u>
<b>Expenses</b>				
Personal services	2,313,390	2,344,250	2,170,655	173,595
Materials and supplies	576,497	563,727	368,413	195,314
Contractual services	1,754,626	1,809,046	1,344,015	465,031
Capital outlay	1,484,975	1,581,105	323,314	1,257,791
Other	719,465	752,095	632,756	119,339
Debt service				
OPWC principal	8,460	8,460	8,451	9
Note principal	789,000	789,000	789,000	-
Bond principal	1,050,000	1,050,000	1,050,000	-
Interest and fiscal charges	834,018	804,453	804,429	24
<b>Total expenditures</b>	<u>9,530,431</u>	<u>9,702,136</u>	<u>7,491,033</u>	<u>2,211,103</u>
<b>Excess (deficiency) of revenues over expenses</b>	<u>(3,886,936)</u>	<u>(3,908,941)</u>	<u>(524,422)</u>	<u>3,384,519</u>
<b>Other financing sources (uses)</b>				
Issuance of notes	1,759,000	1,216,000	1,216,000	-
<b>Total other financing sources (uses)</b>	<u>1,759,000</u>	<u>1,216,000</u>	<u>1,216,000</u>	<u>-</u>
<b>Excess (deficiency) of revenues over expenses and other financing sources (uses)</b>	<u>(2,127,936)</u>	<u>(2,692,941)</u>	<u>691,578</u>	<u>3,384,519</u>
<b>Prior year encumbrances</b>	913,697	913,697	913,697	-
<b>Fund balances, beginning of year</b>	<u>7,995,472</u>	<u>7,995,472</u>	<u>7,995,472</u>	<u>-</u>
<b>Fund balances, end of year</b>	<u>\$ 6,781,233</u>	<u>\$ 6,216,228</u>	<u>\$ 9,600,747</u>	<u>\$ 3,384,519</u>

CITY OF NORTH RIDGEVILLE, OHIO  
SCHEDULE OF REVENUES, EXPENDITURES AND  
CHANGES IN FUND BALANCES – BUDGET (NON-GAAP BUDGETARY BASIS) AND ACTUAL  
FOR THE YEAR ENDED DECEMBER 31, 2011

	Income Tax Fund			Variance with Final Budget Positive (Negative)
	Budget Amounts		Actual	
	Original	Final		
Revenues				
Local taxes	\$ 7,600,000	\$ 7,887,200	\$ 8,326,062	\$ 438,862
Interest	10,000	8,500	8,619	119
Miscellaneous	-	1,500	3,222	1,722
Total revenues	<u>7,610,000</u>	<u>7,897,200</u>	<u>8,337,903</u>	<u>440,703</u>
Expenditures				
Current				
General government				
Personal services	211,090	211,090	199,866	11,224
Materials and supplies	90,846	90,846	66,087	24,759
Contractual services	18,826	18,826	9,274	9,552
Capital outlay	18,000	18,000	2,200	15,800
Other	268,196	268,196	155,797	112,399
Total expenditures	<u>606,958</u>	<u>606,958</u>	<u>433,224</u>	<u>173,734</u>
Excess (deficiency) of revenues over expenditures	<u>7,003,042</u>	<u>7,290,242</u>	<u>7,904,679</u>	<u>614,437</u>
Other financing sources (uses)				
Transfers-out	(7,000,000)	(7,000,000)	(7,000,000)	-
Total other financing sources (uses)	<u>(7,000,000)</u>	<u>(7,000,000)</u>	<u>(7,000,000)</u>	<u>-</u>
Excess (deficiency) of revenues over expenditures and other financing sources (uses)	3,042	290,242	904,679	614,437
Prior year encumbrances	13,389	13,389	13,389	-
Fund balances, beginning of year	<u>1,339,061</u>	<u>1,339,061</u>	<u>1,339,061</u>	<u>-</u>
Fund balances, end of year	<u>\$ 1,355,492</u>	<u>\$ 1,642,692</u>	<u>\$ 2,257,129</u>	<u>\$ 614,437</u>



CITY OF NORTH RIDGEVILLE, OHIO  
SCHEDULE OF REVENUES, EXPENDITURES AND  
CHANGES IN FUND BALANCES – BUDGET (NON-GAAP BUDGETARY BASIS) AND ACTUAL  
FOR THE YEAR ENDED DECEMBER 31, 2011

	Street Construction, Maintenance and Repair Fund (SCMR)			Variance with Final Budget Positive (Negative)
	Budget Amounts		Actual	
	Original	Final		
Revenues				
Intergovernmental revenue	\$ 1,144,750	\$ 1,027,750	\$ 1,187,843	\$ 160,093
Interest	250	250	406	156
Miscellaneous	5,000	5,000	7,085	2,085
Total revenues	<u>1,150,000</u>	<u>1,033,000</u>	<u>1,195,334</u>	<u>162,334</u>
Expenditures				
Current				
Transportation				
Streets				
Personal services	991,390	991,390	943,993	47,397
Materials and supplies	220,392	183,812	178,628	5,184
Contractual services	-	10,330	5,754	4,576
Traffic signals				
Materials and supplies	31,515	31,515	27,079	4,436
Total expenditures	<u>1,243,297</u>	<u>1,217,047</u>	<u>1,155,454</u>	<u>61,593</u>
Excess (deficiency) of revenues over expenditures	(93,297)	(184,047)	39,880	223,927
Prior year encumbrances	3,707	3,707	3,707	-
Fund balances, beginning of year	<u>186,104</u>	<u>186,104</u>	<u>186,104</u>	<u>-</u>
Fund balances, end of year	<u>\$ 96,514</u>	<u>\$ 5,764</u>	<u>\$ 229,691</u>	<u>\$ 223,927</u>

CITY OF NORTH RIDGEVILLE, OHIO  
SCHEDULE OF REVENUES, EXPENDITURES AND  
CHANGES IN FUND BALANCES – BUDGET (NON-GAAP BUDGETARY BASIS) AND ACTUAL  
FOR THE YEAR ENDED DECEMBER 31, 2011

	State Highway Fund			Variance with Final Budget Positive (Negative)
	Budget Amounts		Actual	
	Original	Final		
Revenues				
Intergovernmental revenue	\$ 92,950	\$ 81,950	\$ 96,311	\$ 14,361
Interest	50	50	105	55
Total revenues	<u>93,000</u>	<u>82,000</u>	<u>96,416</u>	<u>14,416</u>
Expenditures				
Current				
Transportation				
Materials and supplies	61,225	109,455	78,224	31,231
Contractual services	25,000	6,770	6,410	360
Total expenditures	<u>86,225</u>	<u>116,225</u>	<u>84,634</u>	<u>31,591</u>
Excess (deficiency) of revenues over expenditures	6,775	(34,225)	11,782	46,007
Prior year encumbrances	1,225	1,225	1,225	-
Fund balances, beginning of year	<u>46,596</u>	<u>46,596</u>	<u>46,596</u>	<u>-</u>
Fund balances, end of year	<u>\$ 54,596</u>	<u>\$ 13,596</u>	<u>\$ 59,603</u>	<u>\$ 46,007</u>

CITY OF NORTH RIDGEVILLE, OHIO  
SCHEDULE OF REVENUES, EXPENDITURES AND  
CHANGES IN FUND BALANCES – BUDGET (NON-GAAP BUDGETARY BASIS) AND ACTUAL  
FOR THE YEAR ENDED DECEMBER 31, 2011

	Motor Vehicle License Tax Fund			Variance with Final Budget Positive (Negative)
	Budget Amounts		Actual	
	Original	Final		
Revenues				
Intergovernmental revenue	\$ 430,000	\$ 430,000	\$ 444,761	\$ 14,761
Interest	300	300	371	71
Miscellaneous	-	7,200	9,945	2,745
Total revenues	<u>430,300</u>	<u>437,500</u>	<u>455,077</u>	<u>17,577</u>
Expenditures				
Current				
Transportation				
Personal services	223,119	223,119	168,325	54,794
Materials and supplies	162,756	157,606	142,333	15,273
Contractual services	72,533	63,313	40,546	22,767
Capital outlay	14,880	16,200	14,849	1,351
Other	54,208	74,458	64,807	9,651
Debt service				
Principal	6,170	6,170	6,169	1
Total expenditures	<u>533,666</u>	<u>540,866</u>	<u>437,029</u>	<u>103,837</u>
Excess (deficiency) of revenues over expenditures	(103,366)	(103,366)	18,048	121,414
Prior year encumbrances	20,276	20,276	20,276	-
Fund balances, beginning of year	85,203	85,203	85,203	-
Fund balances, end of year	<u>\$ 2,113</u>	<u>\$ 2,113</u>	<u>\$ 123,527</u>	<u>\$ 121,414</u>

CITY OF NORTH RIDGEVILLE, OHIO  
SCHEDULE OF REVENUES, EXPENDITURES AND  
CHANGES IN FUND BALANCES – BUDGET (NON-GAAP BUDGETARY BASIS) AND ACTUAL  
FOR THE YEAR ENDED DECEMBER 31, 2011

	Street Levy Fund			Variance with Final Budget Positive (Negative)
	Budget Amounts		Actual	
	Original	Final		
Revenues				
Property and other local taxes	\$ 1,229,804	\$ 1,152,052	\$ 1,188,848	\$ 36,796
Intergovernmental revenue	184,838	220,590	224,518	3,928
Interest	3,000	3,000	4,131	1,131
Miscellaneous	-	35,000	189,340	154,340
Total revenues	<u>1,417,642</u>	<u>1,410,642</u>	<u>1,606,837</u>	<u>196,195</u>
Expenditures				
Current				
Transportation				
Materials and supplies	151,900	361,000	356,517	4,483
Contractual services	35,500	96,790	95,449	1,341
Capital outlay	1,760,696	1,735,036	1,288,231	446,805
Other	41,539	41,539	35,878	5,661
Debt service				
Principal	225,000	215,000	215,000	-
Interest and fiscal charges	111,589	111,589	111,589	-
Total expenditures	<u>2,326,224</u>	<u>2,560,954</u>	<u>2,102,664</u>	<u>458,290</u>
Excess (deficiency) of revenues over expenditures	(908,582)	(1,150,312)	(495,827)	654,485
Prior year encumbrances	435,235	435,235	435,235	-
Fund balances, beginning of year	<u>715,363</u>	<u>715,363</u>	<u>715,363</u>	<u>-</u>
Fund balances, end of year	<u>\$ 242,016</u>	<u>\$ 286</u>	<u>\$ 654,771</u>	<u>\$ 654,485</u>

CITY OF NORTH RIDGEVILLE, OHIO  
SCHEDULE OF REVENUES, EXPENDITURES AND  
CHANGES IN FUND BALANCES – BUDGET (NON-GAAP BUDGETARY BASIS) AND ACTUAL  
FOR THE YEAR ENDED DECEMBER 31, 2011

	Surface Drainage Fund			Variance w ith Final Budget Positive (Negative)
	Budget Amounts		Actual	
	Original	Final		
Revenues				
Interest	\$ 1,000	\$ 700	\$ 728	\$ 28
Miscellaneous	129,650	115,950	125,363	9,413
Total revenues	<u>130,650</u>	<u>116,650</u>	<u>126,091</u>	<u>9,441</u>
Expenditures				
Current				
General government				
Personal services	89,090	89,090	84,643	4,447
Materials and supplies	44,657	26,617	16,622	9,995
Contractual services	2,880	44,310	38,799	5,511
Capital outlay	28,000	30,410	30,288	122
Other	44,347	44,797	21,958	22,839
Debt service				
Principal	7,190	7,190	7,180	10
Total expenditures	<u>216,164</u>	<u>242,414</u>	<u>199,490</u>	<u>42,924</u>
Excess (deficiency) of revenues over expenditures	(85,514)	(125,764)	(73,399)	52,365
Prior year encumbrances	10,654	10,654	10,654	-
Fund balances, beginning of year	<u>203,396</u>	<u>203,396</u>	<u>203,396</u>	<u>-</u>
Fund balances, end of year	<u>\$ 128,536</u>	<u>\$ 88,286</u>	<u>\$ 140,651</u>	<u>\$ 52,365</u>

CITY OF NORTH RIDGEVILLE, OHIO  
SCHEDULE OF REVENUES, EXPENDITURES AND  
CHANGES IN FUND BALANCES – BUDGET (NON-GAAP BUDGETARY BASIS) AND ACTUAL  
FOR THE YEAR ENDED DECEMBER 31, 2011

	Police Levy Fund			Variance with Final Budget Positive (Negative)
	Budget Amounts		Actual	
	Original	Final		
Revenues				
Property and other local taxes	\$ 1,261,789	\$ 1,211,091	\$ 1,220,131	\$ 9,040
Intergovernmental revenue	189,150	198,848	194,899	(3,949)
Interest	100	100	625	525
Total revenues	<u>1,451,039</u>	<u>1,410,039</u>	<u>1,415,655</u>	<u>5,616</u>
Expenditures				
Current				
Security of persons and property				
Personal services	1,419,700	1,424,700	1,333,457	91,243
Contractual services	17,100	22,100	20,310	1,790
Total expenditures	<u>1,436,800</u>	<u>1,446,800</u>	<u>1,353,767</u>	<u>93,033</u>
Excess (deficiency) of revenues over expenditures	14,239	(36,761)	61,888	98,649
Prior year encumbrances	-	-	-	-
Fund balances, beginning of year	<u>36,887</u>	<u>36,887</u>	<u>36,887</u>	<u>-</u>
Fund balances, end of year	<u>\$ 51,126</u>	<u>\$ 126</u>	<u>\$ 98,775</u>	<u>\$ 98,649</u>

CITY OF NORTH RIDGEVILLE, OHIO  
SCHEDULE OF REVENUES, EXPENDITURES AND  
CHANGES IN FUND BALANCES – BUDGET (NON-GAAP BUDGETARY BASIS) AND ACTUAL  
FOR THE YEAR ENDED DECEMBER 31, 2011

	Police Pension Fund			Variance with Final Budget Positive (Negative)
	Budget Amounts		Actual	
	Original	Final		
Revenues				
Property and other local taxes	\$ 190,486	\$ 178,170	\$ 188,072	\$ 9,902
Intergovernmental revenue	32,931	34,247	35,443	1,196
Interest	80	80	170	90
Total revenues	<u>223,497</u>	<u>212,497</u>	<u>223,685</u>	<u>11,188</u>
Expenditures				
Current				
Security of persons and property				
Personal services	220,000	220,000	219,624	376
Contractual services	3,300	3,500	3,131	369
Total expenditures	<u>223,300</u>	<u>223,500</u>	<u>222,755</u>	<u>745</u>
Excess (deficiency) of revenues over expenditures	197	(11,003)	930	11,933
Prior year encumbrances	-	-	-	-
Fund balances, beginning of year	<u>11,154</u>	<u>11,154</u>	<u>11,154</u>	<u>-</u>
Fund balances, end of year	<u>\$ 11,351</u>	<u>\$ 151</u>	<u>\$ 12,084</u>	<u>\$ 11,933</u>

CITY OF NORTH RIDGEVILLE, OHIO  
SCHEDULE OF REVENUES, EXPENDITURES AND  
CHANGES IN FUND BALANCES – BUDGET (NON-GAAP BUDGETARY BASIS) AND ACTUAL  
FOR THE YEAR ENDED DECEMBER 31, 2011

	Law Enforcement Trust Fund			Variance with Final Budget Positive (Negative)
	Budget Amounts		Actual	
	Original	Final		
Revenues				
Interest	\$ 40	\$ 20	\$ 29	\$ 9
Miscellaneous	3,000	1,320	1,354	34
Total revenues	<u>3,040</u>	<u>1,340</u>	<u>1,383</u>	<u>43</u>
Expenditures				
Current				
Security of persons and property				
Personal services	2,000	-	-	-
Materials and supplies	2,000	920	385	535
Capital outlay	2,000	5,080	5,080	-
Total expenditures	<u>6,000</u>	<u>6,000</u>	<u>5,465</u>	<u>535</u>
Excess (deficiency) of revenues over expenditures	(2,960)	(4,660)	(4,082)	578
Prior year encumbrances	-	-	-	-
Fund balances, beginning of year	<u>8,945</u>	<u>8,945</u>	<u>8,945</u>	<u>-</u>
Fund balances, end of year	<u>\$ 5,985</u>	<u>\$ 4,285</u>	<u>\$ 4,863</u>	<u>\$ 578</u>



CITY OF NORTH RIDGEVILLE, OHIO  
SCHEDULE OF REVENUES, EXPENDITURES AND  
CHANGES IN FUND BALANCES – BUDGET (NON-GAAP BUDGETARY BASIS) AND ACTUAL  
FOR THE YEAR ENDED DECEMBER 31, 2011

	Local Law Enforcement Assistance Fund			Variance with Final Budget Positive (Negative)
	Budget Amounts		Actual	
	Original	Final		
Revenues				
Interest	\$ 50	\$ 30	\$ 38	\$ 8
Miscellaneous	-	1,020	1,446	426
Total revenues	<u>50</u>	<u>1,050</u>	<u>1,484</u>	<u>434</u>
Expenditures				
Current				
Security of persons and property				
Personal services	<u>2,500</u>	<u>2,500</u>	-	<u>2,500</u>
Total expenditures	<u>2,500</u>	<u>2,500</u>	<u>-</u>	<u>2,500</u>
Excess (deficiency) of revenues over expenditures	(2,450)	(1,450)	1,484	2,934
Prior year encumbrances	-	-	-	-
Fund balances, beginning of year	<u>9,247</u>	<u>9,247</u>	<u>9,247</u>	<u>-</u>
Fund balances, end of year	<u>\$ 6,797</u>	<u>\$ 7,797</u>	<u>\$ 10,731</u>	<u>\$ 2,934</u>

CITY OF NORTH RIDGEVILLE, OHIO  
SCHEDULE OF REVENUES, EXPENDITURES AND  
CHANGES IN FUND BALANCES – BUDGET (NON-GAAP BUDGETARY BASIS) AND ACTUAL  
FOR THE YEAR ENDED DECEMBER 31, 2011

	Drug Law Enforcement Trust Fund			Variance with Final Budget Positive (Negative)
	Budget Amounts		Actual	
	Original	Final		
Revenues				
Fines, licenses, and permits	\$ 1,500	\$ 2,420	\$ 2,806	\$ 386
Interest	30	10	20	10
Total revenues	<u>1,530</u>	<u>2,430</u>	<u>2,826</u>	<u>396</u>
Expenditures				
Current				
Security of persons and property				
Materials and supplies	4,350	6,850	4,048	2,802
Total expenditures	<u>4,350</u>	<u>6,850</u>	<u>4,048</u>	<u>2,802</u>
Excess (deficiency) of revenues over expenditures	(2,820)	(4,420)	(1,222)	3,198
Prior year encumbrances	750	750	750	-
Fund balances, beginning of year	<u>4,136</u>	<u>4,136</u>	<u>4,136</u>	<u>-</u>
Fund balances, end of year	<u>\$ 2,066</u>	<u>\$ 466</u>	<u>\$ 3,664</u>	<u>\$ 3,198</u>

CITY OF NORTH RIDGEVILLE, OHIO  
SCHEDULE OF REVENUES, EXPENDITURES AND  
CHANGES IN FUND BALANCES – BUDGET (NON-GAAP BUDGETARY BASIS) AND ACTUAL  
FOR THE YEAR ENDED DECEMBER 31, 2011

	DUI Enforcement and Education Trust Fund			Variance with Final Budget Positive (Negative)
	Budget Amounts		Actual	
	Original	Final		
Revenues				
Fines, licenses, and permits	\$ 16,000	\$ 16,000	\$ 17,077	\$ 1,077
Interest	100	100	145	45
Total revenues	<u>16,100</u>	<u>16,100</u>	<u>17,222</u>	<u>1,122</u>
Expenditures				
Current				
Security of persons and property				
Materials and supplies	28,440	28,440	880	27,560
Other	1,560	1,560	60	1,500
Total expenditures	<u>30,000</u>	<u>30,000</u>	<u>940</u>	<u>29,060</u>
Excess (deficiency) of revenues over expenditures	(13,900)	(13,900)	16,282	30,182
Prior year encumbrances	-	-	-	-
Fund balances, beginning of year	<u>32,217</u>	<u>32,217</u>	<u>32,217</u>	<u>-</u>
Fund balances, end of year	<u>\$ 18,317</u>	<u>\$ 18,317</u>	<u>\$ 48,499</u>	<u>\$ 30,182</u>

CITY OF NORTH RIDGEVILLE, OHIO  
SCHEDULE OF REVENUES, EXPENDITURES AND  
CHANGES IN FUND BALANCES – BUDGET (NON-GAAP BUDGETARY BASIS) AND ACTUAL  
FOR THE YEAR ENDED DECEMBER 31, 2011

	Clerk of Courts Computer Service Fund			Variance w ith Final Budget Positive (Negative)
	Budget Amounts		Actual	
	Original	Final		
Revenues				
Interest	\$ 400	\$ 400	\$ 461	\$ 61
Miscellaneous	20,000	24,700	26,975	2,275
Total revenues	<u>20,400</u>	<u>25,100</u>	<u>27,436</u>	<u>2,336</u>
Expenditures				
Current				
Security of persons and property				
Materials and supplies	4,000	4,000	3,907	93
Capital outlay	11,358	11,358	3,645	7,713
Other	1,670	1,670	1,665	5
Total expenditures	<u>17,028</u>	<u>17,028</u>	<u>9,217</u>	<u>7,811</u>
Excess (deficiency) of revenues over expenditures	3,372	8,072	18,219	10,147
Prior year encumbrances	3,028	3,028	3,028	-
Fund balances, beginning of year	<u>115,116</u>	<u>115,116</u>	<u>115,116</u>	<u>-</u>
Fund balances, end of year	<u>\$ 121,516</u>	<u>\$ 126,216</u>	<u>\$ 136,363</u>	<u>\$ 10,147</u>

CITY OF NORTH RIDGEVILLE, OHIO  
 SCHEDULE OF REVENUES, EXPENDITURES AND  
 CHANGES IN FUND BALANCES – BUDGET (NON-GAAP BUDGETARY BASIS) AND ACTUAL  
 FOR THE YEAR ENDED DECEMBER 31, 2011

	Court Computerization Fund			Variance with Final Budget Positive (Negative)
	Budget Amounts		Actual	
	Original	Final		
Revenues				
Fines, licenses, and permits	\$ 10,000	\$ 10,220	\$ 11,559	\$ 1,339
Interest	600	380	441	61
Total revenues	<u>10,600</u>	<u>10,600</u>	<u>12,000</u>	<u>1,400</u>
Expenditures				
General government				
Capital outlay	10,303	10,303	298	10,005
Total expenditures	<u>10,303</u>	<u>10,303</u>	<u>298</u>	<u>10,005</u>
Excess (deficiency) of revenues over expenditures	297	297	11,702	11,405
Prior year encumbrances	304	304	304	-
Fund balances, beginning of year	<u>112,091</u>	<u>112,091</u>	<u>112,091</u>	<u>-</u>
Fund balances, end of year	<u><u>\$ 112,692</u></u>	<u><u>\$ 112,692</u></u>	<u><u>\$ 124,097</u></u>	<u><u>\$ 11,405</u></u>

CITY OF NORTH RIDGEVILLE, OHIO  
SCHEDULE OF REVENUES, EXPENDITURES AND  
CHANGES IN FUND BALANCES – BUDGET (NON-GAAP BUDGETARY BASIS) AND ACTUAL  
FOR THE YEAR ENDED DECEMBER 31, 2011

	Fire Levy Fund			Variance with Final Budget Positive (Negative)
	Budget Amounts		Actual	
	Original	Final		
Revenues				
Property and other local taxes	\$ 1,229,504	\$ 1,138,994	\$ 1,188,848	\$ 49,854
Intergovernmental revenue	186,838	193,438	190,032	(3,406)
Interest	200	200	703	503
Miscellaneous	100	-	-	-
Total revenues	<u>1,416,642</u>	<u>1,332,632</u>	<u>1,379,583</u>	<u>46,951</u>
Expenditures				
Current				
Security of persons and property				
Personal services	1,265,270	1,265,270	1,130,523	134,747
Contractual services	17,000	22,000	19,789	2,211
Capital outlay	103,000	103,000	99,998	3,002
Total expenditures	<u>1,385,270</u>	<u>1,390,270</u>	<u>1,250,310</u>	<u>139,960</u>
Excess (deficiency) of revenues over expenditures	31,372	(57,638)	129,273	186,911
Prior year encumbrances	-	-	-	-
Fund balances, beginning of year	<u>58,498</u>	<u>58,498</u>	<u>58,498</u>	<u>-</u>
Fund balances, end of year	<u>\$ 89,870</u>	<u>\$ 860</u>	<u>\$ 187,771</u>	<u>\$ 186,911</u>

CITY OF NORTH RIDGEVILLE, OHIO  
SCHEDULE OF REVENUES, EXPENDITURES AND  
CHANGES IN FUND BALANCES – BUDGET (NON-GAAP BUDGETARY BASIS) AND ACTUAL  
FOR THE YEAR ENDED DECEMBER 31, 2011

	Fire Pension Fund			Variance with Final Budget Positive (Negative)
	Budget Amounts		Actual	
	Original	Final		
Revenues				
Property and other local taxes	\$ 190,486	\$ 185,886	\$ 188,072	\$ 2,186
Intergovernmental revenue	33,131	34,631	35,443	812
Interest	100	100	181	81
Total revenues	<u>223,717</u>	<u>220,617</u>	<u>223,696</u>	<u>3,079</u>
Expenditures				
Current				
Security of persons and property				
Personal services	220,000	220,000	190,508	29,492
Contractual services	3,300	3,500	3,131	369
Total expenditures	<u>223,300</u>	<u>223,500</u>	<u>193,639</u>	<u>29,861</u>
Excess (deficiency) of revenues over expenditures	417	(2,883)	30,057	32,940
Prior year encumbrances	-	-	-	-
Fund balances, beginning of year	<u>3,613</u>	<u>3,613</u>	<u>3,613</u>	<u>-</u>
Fund balances, end of year	<u>\$ 4,030</u>	<u>\$ 730</u>	<u>\$ 33,670</u>	<u>\$ 32,940</u>

CITY OF NORTH RIDGEVILLE, OHIO  
SCHEDULE OF REVENUES, EXPENDITURES AND  
CHANGES IN FUND BALANCES – BUDGET (NON-GAAP BUDGETARY BASIS) AND ACTUAL  
FOR THE YEAR ENDED DECEMBER 31, 2011

	Paramedic Levy Fund			Variance with Final Budget Positive (Negative)
	Budget Amounts		Actual	
	Original	Final		
Revenues				
Property and other local taxes	\$ 1,135,152	\$ 1,083,544	\$ 1,094,990	\$ 11,446
Intergovernmental revenue	167,596	178,404	175,234	(3,170)
Interest	750	550	586	36
Total revenues	<u>1,303,498</u>	<u>1,262,498</u>	<u>1,270,810</u>	<u>8,312</u>
Expenditures				
Current				
Security of persons and property				
Personal services	1,334,683	1,324,683	1,261,710	62,973
Materials and supplies	27,500	28,740	24,526	4,214
Contractual services	21,664	24,164	21,792	2,372
Other	21,700	20,460	15,310	5,150
Total expenditures	<u>1,405,547</u>	<u>1,398,047</u>	<u>1,323,338</u>	<u>74,709</u>
Excess (deficiency) of revenues over expenditures	(102,049)	(135,549)	(52,528)	83,021
Prior year encumbrances	1,007	1,007	1,007	-
Fund balances, beginning of year	<u>135,260</u>	<u>135,260</u>	<u>135,260</u>	<u>-</u>
Fund balances, end of year	<u>\$ 34,218</u>	<u>\$ 718</u>	<u>\$ 83,739</u>	<u>\$ 83,021</u>



CITY OF NORTH RIDGEVILLE, OHIO  
SCHEDULE OF REVENUES, EXPENDITURES AND  
CHANGES IN FUND BALANCES – BUDGET (NON-GAAP BUDGETARY BASIS) AND ACTUAL  
FOR THE YEAR ENDED DECEMBER 31, 2011

	Ambulance Fund			Variance with Final Budget Positive (Negative)
	Budget Amounts		Actual	
	Original	Final		
Revenues				
Charges for services	\$ 548,000	\$ 558,000	\$ 613,029	\$ 55,029
Interest	2,000	2,000	2,123	123
Total revenues	<u>550,000</u>	<u>560,000</u>	<u>615,152</u>	<u>55,152</u>
Expenditures				
Current				
Security of persons and property				
Personal services	326,440	326,440	266,277	60,163
Materials and supplies	36,700	36,740	33,449	3,291
Contractual services	312,754	320,254	289,544	30,710
Capital outlay	240,000	240,000	228,224	11,776
Other	11,750	4,210	1,691	2,519
Total expenditures	<u>927,644</u>	<u>927,644</u>	<u>819,185</u>	<u>108,459</u>
Excess (deficiency) of revenues over expenditures	(377,644)	(367,644)	(204,033)	163,611
Prior year encumbrances	57,104	57,104	57,104	-
Fund balances, beginning of year	<u>476,944</u>	<u>476,944</u>	<u>476,944</u>	<u>-</u>
Fund balances, end of year	<u>\$ 156,404</u>	<u>\$ 166,404</u>	<u>\$ 330,015</u>	<u>\$ 163,611</u>

CITY OF NORTH RIDGEVILLE, OHIO  
SCHEDULE OF REVENUES, EXPENDITURES AND  
CHANGES IN FUND BALANCES – BUDGET (NON-GAAP BUDGETARY BASIS) AND ACTUAL  
FOR THE YEAR ENDED DECEMBER 31, 2011

	State and Other Grants Fund			Variance with Final Budget Positive (Negative)
	Budget Amounts		Actual	
	Original	Final		
Revenues				
Intergovernmental revenue	\$ 732,160	\$ 473,931	\$ 473,933	\$ 2
Total revenues	<u>732,160</u>	<u>473,931</u>	<u>473,933</u>	<u>2</u>
Expenditures				
Current				
General government				
Contractual services	616,557	369,138	282,247	86,891
Total expenditures	<u>616,557</u>	<u>369,138</u>	<u>282,247</u>	<u>86,891</u>
Excess (deficiency) of revenues over expenditures	<u>115,603</u>	<u>104,793</u>	<u>191,686</u>	<u>86,893</u>
Other financing sources (uses)				
Advances-out	(175,000)	(175,000)	(175,000)	-
Total other financing sources (uses)	<u>(175,000)</u>	<u>(175,000)</u>	<u>(175,000)</u>	<u>-</u>
Excess (deficiency) of revenues over expenditures and other financing sources (uses)	(59,397)	(70,207)	16,686	86,893
Prior year encumbrances	56,068	56,068	56,068	-
Fund balances, beginning of year	<u>85,288</u>	<u>85,288</u>	<u>85,288</u>	<u>-</u>
Fund balances, end of year	<u>\$ 81,959</u>	<u>\$ 71,149</u>	<u>\$ 158,042</u>	<u>\$ 86,893</u>

CITY OF NORTH RIDGEVILLE, OHIO  
SCHEDULE OF REVENUES, EXPENDITURES AND  
CHANGES IN FUND BALANCES – BUDGET (NON-GAAP BUDGETARY BASIS) AND ACTUAL  
FOR THE YEAR ENDED DECEMBER 31, 2011

	Federal Grants Fund			Variance with Final Budget Positive (Negative)
	Budget Amounts		Actual	
	Original	Final		
Revenues				
Intergovernmental revenue	\$ 843,050	\$ 471,046	\$ 565,624	\$ 94,578
Interest	5,000	5,000	5,099	99
Total revenues	<u>848,050</u>	<u>476,046</u>	<u>570,723</u>	<u>94,677</u>
Expenditures				
Current				
General government				
Contractual services	769,110	809,110	769,953	39,157
Total expenditures	<u>769,110</u>	<u>809,110</u>	<u>769,953</u>	<u>39,157</u>
Excess (deficiency) of revenues over expenditures	<u>78,940</u>	<u>(333,064)</u>	<u>(199,230)</u>	<u>133,834</u>
Other financing sources (uses)				
Advances-in	150,000	430,000	430,000	-
Advances-out	<u>(270,000)</u>	<u>(270,000)</u>	<u>(270,000)</u>	<u>-</u>
Total other financing sources (uses)	<u>(120,000)</u>	<u>160,000</u>	<u>160,000</u>	<u>-</u>
Excess (deficiency) of revenues over expenditures and other financing sources (uses)	(41,060)	(173,064)	(39,230)	133,834
Prior year encumbrances	103,932	103,932	103,932	-
Fund balances, beginning of year	<u>71,003</u>	<u>71,003</u>	<u>71,003</u>	<u>-</u>
Fund balances, end of year	<u>\$ 133,875</u>	<u>\$ 1,871</u>	<u>\$ 135,705</u>	<u>\$ 133,834</u>

CITY OF NORTH RIDGEVILLE, OHIO  
SCHEDULE OF REVENUES, EXPENDITURES AND  
CHANGES IN FUND BALANCES – BUDGET (NON-GAAP BUDGETARY BASIS) AND ACTUAL  
FOR THE YEAR ENDED DECEMBER 31, 2011

	Cemetery Fund			Variance with Final Budget Positive (Negative)
	Budget Amounts		Actual	
	Original	Final		
Revenues				
Charges for services	\$ 18,000	\$ 23,300	\$ 25,290	\$ 1,990
Interest	800	500	587	87
Total revenues	<u>18,800</u>	<u>23,800</u>	<u>25,877</u>	<u>2,077</u>
Expenditures				
Current				
Public health and welfare				
Materials and supplies	3,850	4,850	3,340	1,510
Contractual services	3,900	3,900	3,860	40
Capital outlay	2,000	2,000	-	2,000
Other	6,800	5,800	-	5,800
Total expenditures	<u>16,550</u>	<u>16,550</u>	<u>7,200</u>	<u>9,350</u>
Excess (deficiency) of revenues over expenditures	2,250	7,250	18,677	11,427
Prior year encumbrances	-	-	-	-
Fund balances, beginning of year	<u>146,494</u>	<u>146,494</u>	<u>146,494</u>	<u>-</u>
Fund balances, end of year	<u>\$ 148,744</u>	<u>\$ 153,744</u>	<u>\$ 165,171</u>	<u>\$ 11,427</u>

CITY OF NORTH RIDGEVILLE, OHIO  
SCHEDULE OF REVENUES, EXPENDITURES AND  
CHANGES IN FUND BALANCES – BUDGET (NON-GAAP BUDGETARY BASIS) AND ACTUAL  
FOR THE YEAR ENDED DECEMBER 31, 2011

	Park and Recreation Trust Fund			Variance with Final Budget Positive (Negative)
	Budget Amounts		Actual	
	Original	Final		
Revenues				
Charges for services	\$ 130,000	\$ 130,000	\$ 131,657	\$ 1,657
Interest	300	300	445	145
Miscellaneous	-	-	170	170
Total revenues	<u>130,300</u>	<u>130,300</u>	<u>132,272</u>	<u>1,972</u>
Expenditures				
Current				
Leisure time activities				
Personal services	1,780	4,250	3,808	442
Materials and supplies	18,000	17,330	10,061	7,269
Contractual services	56,400	56,400	36,502	19,898
Other	77,000	77,670	64,970	12,700
Total expenditures	<u>153,180</u>	<u>155,650</u>	<u>115,341</u>	<u>40,309</u>
Excess (deficiency) of revenues over expenditures	(22,880)	(25,350)	16,931	42,281
Prior year encumbrances	-	-	-	-
Fund balances, beginning of year	<u>94,455</u>	<u>94,455</u>	<u>94,455</u>	<u>-</u>
Fund balances, end of year	<u>\$ 71,575</u>	<u>\$ 69,105</u>	<u>\$ 111,386</u>	<u>\$ 42,281</u>

CITY OF NORTH RIDGEVILLE, OHIO  
SCHEDULE OF REVENUES, EXPENDITURES AND  
CHANGES IN FUND BALANCES – BUDGET (NON-GAAP BUDGETARY BASIS) AND ACTUAL  
FOR THE YEAR ENDED DECEMBER 31, 2011

	Park and Recreation Improvement Fund			Variance w ith Final Budget Positive (Negative)
	Budget Amounts		Actual	
	Original	Final		
Revenues				
Fines, licenses, and permits	\$ 5,100	\$ 42,100	\$ 45,000	\$ 2,900
Interest	700	500	527	27
Miscellaneous	-	-	750	750
Total revenues	<u>5,800</u>	<u>42,600</u>	<u>46,277</u>	<u>3,677</u>
Expenditures				
Current				
Leisure time activities				
Capital outlay	87,241	87,241	59,902	27,339
Total expenditures	<u>87,241</u>	<u>87,241</u>	<u>59,902</u>	<u>27,339</u>
Excess (deficiency) of revenues over expenditures	(81,441)	(44,641)	(13,625)	31,016
Prior year encumbrances	10,241	10,241	10,241	-
Fund balances, beginning of year	<u>135,822</u>	<u>135,822</u>	<u>135,822</u>	<u>-</u>
Fund balances, end of year	<u>\$ 64,622</u>	<u>\$ 101,422</u>	<u>\$ 132,438</u>	<u>\$ 31,016</u>

CITY OF NORTH RIDGEVILLE, OHIO  
SCHEDULE OF REVENUES, EXPENDITURES AND  
CHANGES IN FUND BALANCES – BUDGET (NON-GAAP BUDGETARY BASIS) AND ACTUAL  
FOR THE YEAR ENDED DECEMBER 31, 2011

	Senior Citizens Title III Fund			Variance with Final Budget Positive (Negative)
	Budget Amounts		Actual	
	Original	Final		
Revenues				
Intergovernmental	\$ 17,000	\$ 20,000	\$ 21,136	\$ 1,136
Interest	30	30	26	(4)
Total revenues	17,030	20,030	21,162	1,132
Expenditures				
Current				
Public health and welfare				
Personal services	21,940	21,940	21,922	18
Total expenditures	21,940	21,940	21,922	18
Excess (deficiency) of revenues over expenditures	(4,910)	(1,910)	(760)	1,150
Prior year encumbrances	-	-	-	-
Fund balances, beginning of year	8,419	8,419	8,419	-
Fund balances, end of year	\$ 3,509	\$ 6,509	\$ 7,659	\$ 1,150

CITY OF NORTH RIDGEVILLE, OHIO  
SCHEDULE OF REVENUES, EXPENDITURES AND  
CHANGES IN FUND BALANCES – BUDGET (NON-GAAP BUDGETARY BASIS) AND ACTUAL  
FOR THE YEAR ENDED DECEMBER 31, 2011

	Solid Waste Management Fund			Variance with Final Budget Positive (Negative)
	Budget Amounts		Actual	
	Original	Final		
Revenues				
Charges for services	\$ 22,990	\$ 2,249,000	\$ 2,342,548	\$ 93,548
Interest	1,000	1,000	1,250	250
Miscellaneous	-	-	4	4
Total revenues	<u>23,990</u>	<u>2,250,000</u>	<u>2,343,802</u>	<u>93,802</u>
Expenditures				
Current				
General government				
Personal services	89,240	90,800	84,142	6,658
Materials and supplies	37,559	35,569	29,355	6,214
Contractual services	2,247,434	2,249,354	2,240,748	8,606
Capital outlay	4,000	4,000	-	4,000
Other	43,620	43,690	38,798	4,892
Total expenditures	<u>2,421,853</u>	<u>2,423,413</u>	<u>2,393,043</u>	<u>30,370</u>
Excess (deficiency) of revenues over expenditures	(2,397,863)	(173,413)	(49,241)	124,172
Prior year encumbrances	2,743	2,743	2,743	-
Fund balance, beginning of year	<u>312,973</u>	<u>312,973</u>	<u>312,973</u>	<u>-</u>
Fund balance, end of year	<u>\$ (2,082,147)</u>	<u>\$ 142,303</u>	<u>\$ 266,475</u>	<u>\$ 124,172</u>



CITY OF NORTH RIDGEVILLE, OHIO  
SCHEDULE OF REVENUES, EXPENDITURES AND  
CHANGES IN FUND BALANCES – BUDGET (NON-GAAP BUDGETARY BASIS) AND ACTUAL  
FOR THE YEAR ENDED DECEMBER 31, 2011

	General Obligation Bond Retirement Fund			Variance with Final Budget Positive (Negative)
	Budget Amounts		Actual	
	Original	Final		
Revenues				
TIF assessments	\$ 34,530	\$ 108,980	\$ 109,148	\$ 168
Interest	150	146	158	12
Total revenues	<u>34,680</u>	<u>109,126</u>	<u>109,306</u>	<u>180</u>
Expenditures				
Current				
General government				
Other	154,340	154,340	154,340	-
Debt service				
Principal	20,000	20,000	20,000	-
Interest and fiscal charges	15,761	30,503	30,006	497
Total expenditures	<u>190,101</u>	<u>204,843</u>	<u>204,346</u>	<u>497</u>
Excess (deficiency) of revenues over expenditures	<u>(155,421)</u>	<u>(95,717)</u>	<u>(95,040)</u>	<u>677</u>
Prior year encumbrances	-	-	-	-
Fund balance, beginning of year	<u>189,632</u>	<u>189,632</u>	<u>189,632</u>	<u>-</u>
Fund balances, end of year	<u>\$ 34,211</u>	<u>\$ 93,915</u>	<u>\$ 94,592</u>	<u>\$ 677</u>

CITY OF NORTH RIDGEVILLE, OHIO  
SCHEDULE OF REVENUES, EXPENDITURES AND  
CHANGES IN FUND BALANCES – BUDGET (NON-GAAP BUDGETARY BASIS) AND ACTUAL  
FOR THE YEAR ENDED DECEMBER 31, 2011

	Special Assessment Bond Retirement Fund			Variance with Final Budget Positive (Negative)
	Budget Amounts		Actual	
	Original	Final		
Revenues				
Special assessments	\$ 30,225	\$ 38,825	\$ 38,870	\$ 45
Interest	100	400	562	162
Total revenues	<u>30,325</u>	<u>39,225</u>	<u>39,432</u>	<u>207</u>
Expenditures				
Debt service				
Principal	25,000	25,000	25,000	-
Interest and fiscal charges	6,825	7,025	6,844	181
Total expenditures	<u>31,825</u>	<u>32,025</u>	<u>31,844</u>	<u>181</u>
Excess (deficiency) of revenues over expenditures	(1,500)	7,200	7,588	388
Prior year encumbrances	-	-	-	-
Fund balance, beginning of year	<u>135,390</u>	<u>135,390</u>	<u>135,390</u>	<u>-</u>
Fund balances, end of year	<u>\$ 133,890</u>	<u>\$ 142,590</u>	<u>\$ 142,978</u>	<u>\$ 388</u>

CITY OF NORTH RIDGEVILLE, OHIO  
SCHEDULE OF REVENUES, EXPENDITURES AND  
CHANGES IN FUND BALANCES – BUDGET (NON-GAAP BUDGETARY BASIS) AND ACTUAL  
FOR THE YEAR ENDED DECEMBER 31, 2011

	Issue II Fund			Variance w ith Final Budget Positive (Negative)
	Budget Amounts		Actual	
	Original	Final		
Revenues				
Intergovernmental revenue	\$ 911,682	\$ 103,306	\$ 103,306	\$ -
Total revenues	<u>911,682</u>	<u>103,306</u>	<u>103,306</u>	<u>-</u>
Expenditures				
Capital outlay	911,682	420,522	420,522	-
Total expenditures	<u>911,682</u>	<u>420,522</u>	<u>420,522</u>	<u>-</u>
Excess (deficiency) of revenues over expenditures	<u>-</u>	<u>(317,216)</u>	<u>(317,216)</u>	<u>-</u>
Other financing sources (uses)				
Note proceeds	-	317,216	317,216	-
Total other financing sources (uses)	<u>-</u>	<u>317,216</u>	<u>317,216</u>	<u>-</u>
Excess (deficiency) of revenues over expenditures and other financing sources (uses)	<u>-</u>	<u>-</u>	<u>-</u>	<u>-</u>
Fund balances, beginning of year	<u>-</u>	<u>-</u>	<u>-</u>	<u>-</u>
Fund balances, end of year	<u>\$ -</u>	<u>\$ -</u>	<u>\$ -</u>	<u>\$ -</u>

CITY OF NORTH RIDGEVILLE, OHIO  
SCHEDULE OF REVENUES, EXPENSES AND  
CHANGES IN FUND BALANCES – BUDGET (NON-GAAP BUDGETARY BASIS) AND ACTUAL  
FOR THE YEAR ENDED DECEMBER 31, 2011

	Self-Insurance Fund			Variance with Final Budget Positive (Negative)
	Budget Amounts		Actual	
	Original	Final		
Revenues				
Charges for services	\$ 2,698,000	\$ 2,522,000	\$ 2,529,468	\$ 7,468
Interest income	2,000	1,400	1,593	193
Total revenues	<u>2,700,000</u>	<u>2,523,400</u>	<u>2,531,061</u>	<u>7,661</u>
Expenses				
Other operating expenses	2,999,298	2,899,298	2,846,778	52,520
Total expenses	<u>2,999,298</u>	<u>2,899,298</u>	<u>2,846,778</u>	<u>52,520</u>
Excess (deficiency) of revenues over expenses	(299,298)	(375,898)	(315,717)	60,181
Prior year encumbrances	189,298	189,298	189,298	-
Fund balances, beginning of year	<u>187,554</u>	<u>187,554</u>	<u>187,554</u>	<u>-</u>
Fund balances, end of year	<u>\$ 77,554</u>	<u>\$ 954</u>	<u>\$ 61,135</u>	<u>\$ 60,181</u>

## STATISTICAL SECTION

This part of the City's comprehensive annual financial report presents detailed information as a context for understanding what the information in the financial statements, note disclosures and required supplementary information says about the City's overall financial health.

<b>Contents</b>	<b>Page</b>
<b>Financial Trends</b> These schedules contain trend information to help the reader understand how the City's financial performance and well-being have changed over time.	<b>S 2</b>
<b>Revenue Capacity</b> These schedules contain information to help the reader assess the City's most significant local revenue sources, property tax and municipal income tax.	<b>S 20</b>
<b>Debt Capacity</b> These schedules present information to help the reader assess the affordability of the City's current levels of outstanding debt and the City's ability to issue additional debt in the future.	<b>S 29</b>
<b>Demographic and Economic Information</b> These schedules offer demographic and economic indicators to help the reader understand the environment within which the City's financial activities take place.	<b>S 35</b>
<b>Operating Information</b> These schedules contain information about the City's operations and resources to help the reader understand how the City's financial information relates to the services the City provides and the activities it performs.	<b>S 38</b>

**Sources:** Unless otherwise noted, the information in these schedules is derived from the comprehensive annual financial reports for the relevant year. The City implemented GASB Statement No. 34 in 2003; schedules presenting government-wide information include information beginning in that year.

City of North Ridgeville, Ohio  
 Net Assets by Component  
 Last Nine Years  
 (Accrual Basis of Accounting)

	<u>2011</u>	<u>2010</u>	<u>2009</u>	<u>2008</u>
Governmental activities				
Invested in capital assets, net of related debt	\$ 55,632,130	\$ 56,146,937	\$ 56,582,855	\$ 57,741,872
Restricted	5,588,289	5,549,186	5,577,303	5,741,588
Unrestricted	<u>3,748,051</u>	<u>2,062,727</u>	<u>1,729,626</u>	<u>2,467,150</u>
Total governmental activities net assets	<u>\$ 64,968,470</u>	<u>\$ 63,758,850</u>	<u>\$ 63,889,784</u>	<u>\$ 65,950,610</u>
Business-type activities				
Invested in capital assets, net of related debt	\$ 50,366,964	\$ 50,453,768	\$ 51,390,803	\$ 50,892,182
Unrestricted	<u>18,042,812</u>	<u>16,420,797</u>	<u>14,866,702</u>	<u>17,021,198</u>
Total governmental activities net assets	<u>\$ 68,409,776</u>	<u>\$ 66,874,565</u>	<u>\$ 66,257,505</u>	<u>\$ 67,913,380</u>
Primary government				
Invested in capital assets, net of related debt	\$ 105,999,094	\$ 106,600,705	\$ 107,973,658	\$ 108,634,054
Restricted	5,588,289	5,549,186	5,577,303	5,741,588
Unrestricted	<u>21,790,863</u>	<u>18,483,524</u>	<u>16,596,328</u>	<u>19,488,348</u>
Total primary government net assets	<u>\$ 133,378,246</u>	<u>\$ 130,633,415</u>	<u>\$ 130,147,289</u>	<u>\$ 133,863,990</u>

**Notes:** The City began to report accrual information when it implemented GASB Statement 34 in fiscal year 2003.  
 Years 2004 and 2003 have been restated to reflect the effects of prior period adjustments recorded in 2005 and 2004.  
 Years 2010 through 2003 have been restated to reflect the effects of a prior period adjustments recorded in 2011.

2007	2006	2005	2004	2003
\$ 56,744,157	\$ 53,758,265	\$ 42,063,301	\$ 35,374,469	\$ 35,918,266
5,789,465	4,285,461	4,442,278	3,585,061	3,721,616
4,514,448	5,494,491	2,765,450	1,524,578	210,131
<u>\$ 67,048,070</u>	<u>\$ 63,538,217</u>	<u>\$ 49,271,029</u>	<u>\$ 40,484,108</u>	<u>\$ 39,850,013</u>
\$ 49,678,959	\$ 48,614,828	\$ 42,496,786	\$ 37,810,231	\$ 36,852,258
17,859,134	17,189,627	13,386,101	12,473,264	11,405,636
<u>\$ 67,538,093</u>	<u>\$ 65,804,455</u>	<u>\$ 55,882,887</u>	<u>\$ 50,283,495</u>	<u>\$ 48,257,894</u>
\$ 106,423,116	\$ 102,373,093	\$ 84,560,087	\$ 73,184,700	\$ 72,770,524
5,789,465	4,285,461	4,442,278	3,585,061	3,721,616
22,373,582	22,684,118	16,151,551	13,997,842	11,615,767
<u>\$ 134,586,163</u>	<u>\$ 129,342,672</u>	<u>\$ 105,153,916</u>	<u>\$ 90,767,603</u>	<u>\$ 88,107,907</u>

City of North Ridgeville, Ohio  
Expenses and Program Revenues  
Last Nine Years  
(Accrual Basis of Accounting)

	2011	2010	2009	2008
<b>Expenses</b>				
Governmental activities				
Security of persons and property	\$ 9,699,133	\$ 10,462,747	\$ 10,642,211	\$ 10,480,106
Public health and welfare	550,435	425,218	438,424	419,527
Leisure time activities	390,554	377,164	426,346	437,223
Community environment	1,593,165	1,457,665	1,461,279	1,573,541
Transportation	6,125,333	5,852,535	6,372,633	6,388,903
General government	6,308,755	6,081,311	6,259,737	5,747,511
Interest	260,588	291,769	321,447	342,242
Other operating	-	-	-	-
Total governmental activities expenses	<u>24,927,963</u>	<u>24,948,409</u>	<u>25,922,077</u>	<u>25,389,053</u>
Business-type activities				
Water	3,570,377	3,543,351	3,475,600	3,666,817
Sewer	6,816,986	6,909,990	8,393,945	7,076,010
Total business-type activities expenses	<u>10,387,363</u>	<u>10,453,341</u>	<u>11,869,545</u>	<u>10,742,827</u>
Total primary government expenses	<u>\$ 35,315,326</u>	<u>\$ 35,401,750</u>	<u>\$ 37,791,622</u>	<u>\$ 36,131,880</u>
<b>Program Revenues</b>				
Governmental activities				
Charges for services and sales				
Security of persons and property	\$ 1,354,143	\$ 1,234,542	\$ 1,261,613	\$ 1,171,193
Public health and welfare	25,290	23,056	27,025	26,360
Leisure time activities	177,407	212,659	195,285	209,039
Community environment	666,022	549,313	608,846	438,324
Transportation	-	-	-	145,633
General government	2,807,739	2,518,662	2,484,044	2,058,316
Operating grants, interest and contributions	2,335,694	2,108,730	2,258,787	2,084,047
Capital grants and contributions	1,969,333	2,147,642	1,870,334	2,378,816
Total governmental activities program revenues	<u>9,335,628</u>	<u>8,794,604</u>	<u>8,705,934</u>	<u>8,511,728</u>
Business-type activities				
Charges for services				
Water	3,623,301	3,806,474	3,181,204	2,876,563
Sewer	5,836,069	5,118,206	4,619,780	4,769,719
Capital grants and contributions	2,401,753	2,050,548	2,159,513	3,004,039
Total business-type program revenues	<u>11,861,123</u>	<u>10,975,228</u>	<u>9,960,497</u>	<u>10,650,321</u>
Total primary government program revenues	<u>\$ 21,196,751</u>	<u>\$ 19,769,832</u>	<u>\$ 18,666,431</u>	<u>\$ 19,162,049</u>

**Notes:** The City began to report accrual information when it implemented GASB Statement 34 in fiscal year 2003. Years 2004 and 2003 have been restated to reflect the effects of prior period adjustments recorded in 2005 and 2004.



	2007	2006	2005	2004	2003
\$	9,516,878	\$ 8,370,466	\$ 7,738,519	\$ 7,131,439	\$ 7,582,912
	386,746	359,493	327,045	308,054	322,691
	384,355	370,128	333,742	367,623	361,321
	1,439,878	1,384,079	1,208,247	1,184,649	1,162,529
	5,596,613	4,557,368	4,516,848	4,662,454	7,186,175
	6,536,677	5,387,099	4,657,496	4,258,749	3,780,449
	306,226	350,841	115,712	216,487	421,020
	-	-	-	91,786	-
	<u>24,167,373</u>	<u>20,779,474</u>	<u>18,897,609</u>	<u>18,221,241</u>	<u>20,817,097</u>
	3,191,223	3,037,610	2,828,087	2,692,597	2,674,856
	6,460,334	6,235,660	5,280,013	5,228,421	4,371,621
	<u>9,651,557</u>	<u>9,273,270</u>	<u>8,108,100</u>	<u>7,921,018</u>	<u>7,046,477</u>
\$	<u>33,818,930</u>	<u>30,052,744</u>	<u>27,005,709</u>	<u>26,142,259</u>	<u>27,863,574</u>
\$	1,162,188	\$ 343,127	\$ 862,359	\$ 156,765	\$ 368,446
	17,175	46,300	22,240	22,539	28,965
	207,239	195,385	239,182	214,191	193,242
	532,004	732,977	908,381	682,472	669,590
	187,366	234,274	355,950	966,005	228,378
	2,225,313	2,064,207	1,432,699	1,440,833	1,725,486
	2,741,773	2,283,095	2,228,487	1,661,075	344,822
	5,512,773	13,670,417	8,418,961	1,707,417	6,477,132
	<u>12,585,831</u>	<u>19,569,782</u>	<u>14,468,259</u>	<u>6,851,297</u>	<u>10,036,061</u>
	2,851,335	2,712,571	2,897,841	2,377,185	2,242,054
	4,766,393	4,148,040	4,322,741	3,727,977	3,448,258
	3,003,730	11,545,108	5,956,054	3,606,568	6,846,291
	<u>10,621,458</u>	<u>18,405,719</u>	<u>13,176,636</u>	<u>9,711,730</u>	<u>12,536,603</u>
\$	<u>23,207,289</u>	<u>37,975,501</u>	<u>27,644,895</u>	<u>16,563,027</u>	<u>22,572,664</u>

City of North Ridgeville, Ohio  
 Net (Expense) / Revenue, General Revenues and Total Change in Net Assets  
 Last Nine Years  
 (Accrual Basis of Accounting)

	2011	2010	2009	2008
Net (expense) / revenue				
Governmental activities	\$ (15,592,335)	\$ (16,153,805)	\$ (17,216,143)	\$ (16,877,325)
Business-type activities	1,473,760	521,887	(1,909,048)	(92,506)
Total primary government net (expense) revenue	<u>(14,118,575)</u>	<u>(15,631,918)</u>	<u>(19,125,191)</u>	<u>(16,969,831)</u>
General revenues and other changes in net assets				
Governmental activities				
Taxes				
Property taxes	6,149,178	5,724,638	5,254,735	5,345,345
Municipal income taxes	8,532,862	7,668,674	7,454,586	7,846,955
Unrestricted grants and entitlements	1,606,460	2,310,187	1,968,859	2,208,505
Investment earnings	36,882	56,592	184,515	339,232
Miscellaneous	476,573	262,780	292,622	39,828
Total governmental activities	<u>16,801,955</u>	<u>16,022,871</u>	<u>15,155,317</u>	<u>15,779,865</u>
Business-type activities				
Investment earnings	61,451	95,173	253,173	467,793
Miscellaneous	-	-	-	-
Total business-type activities	<u>61,451</u>	<u>95,173</u>	<u>253,173</u>	<u>467,793</u>
Change in net assets				
Governmental activities	1,209,620	(130,934)	(2,060,826)	(1,097,460)
Business-type activities	1,535,211	617,060	(1,655,875)	375,287
Total primary government	<u>\$ 2,744,831</u>	<u>\$ 486,126</u>	<u>\$ (3,716,701)</u>	<u>\$ (722,173)</u>

**Notes:** The City began to report accrual information when it implemented GASB Statement 34 in fiscal year 2003.  
 Years 2004 and 2003 have been restated to reflect the effects of prior period adjustments recorded in 2005 and 2004.

<u>2007</u>	<u>2006</u>	<u>2005</u>	<u>2004</u>	<u>2003</u>
\$ (11,581,542)	\$ (1,209,692)	\$ (4,429,350)	\$ (11,369,944)	\$ (10,781,036)
969,901	9,132,449	5,068,536	1,790,712	5,490,126
<u>(10,611,641)</u>	<u>7,922,757</u>	<u>639,186</u>	<u>(9,579,232)</u>	<u>(5,290,910)</u>
5,428,764	5,836,564	4,487,783	3,853,427	3,661,533
7,414,000	7,820,157	7,553,084	6,769,677	6,055,356
1,370,833	1,262,355	805,251	1,314,266	2,135,898
606,740	476,316	220,114	66,669	158,160
271,058	81,488	150,039	-	17,349
<u>15,091,395</u>	<u>15,476,880</u>	<u>13,216,271</u>	<u>12,004,039</u>	<u>12,028,296</u>
763,737	789,119	509,592	233,774	149,702
-	-	21,264	1,115	-
<u>763,737</u>	<u>789,119</u>	<u>530,856</u>	<u>234,889</u>	<u>149,702</u>
3,509,853	14,267,188	8,786,921	634,095	1,247,260
1,733,638	9,921,568	5,599,392	2,025,601	5,639,828
<u>\$ 5,243,491</u>	<u>\$ 24,188,756</u>	<u>\$ 14,386,313</u>	<u>\$ 2,659,696</u>	<u>\$ 6,887,088</u>

City of North Ridgeville, Ohio  
 Program Revenues by Function / Program  
 Last Nine Years  
 (Accrual Basis of Accounting)

Function / program	2011	2010	2009	2008
Governmental activities				
Security of persons and property	\$ 1,354,143	\$ 1,340,100	\$ 1,277,284	\$ 1,190,283
Public health and welfare	42,923	54,365	58,509	57,905
Leisure time activities	227,457	265,066	253,628	209,039
Community environment	1,159,054	794,764	896,070	704,186
Transportation	3,618,949	3,688,501	3,621,598	4,150,573
General government	2,933,102	2,651,808	2,598,845	2,199,742
Total governmental activities	<u>9,335,628</u>	<u>8,794,604</u>	<u>8,705,934</u>	<u>8,511,728</u>
Business-type activities				
Water	4,367,670	4,252,962	3,643,556	3,488,591
Sewer	7,493,453	6,722,266	6,316,941	7,161,730
Total business-type activities	<u>11,861,123</u>	<u>10,975,228</u>	<u>9,960,497</u>	<u>10,650,321</u>
Total primary government	<u>\$ 21,196,751</u>	<u>\$ 19,769,832</u>	<u>\$ 18,666,431</u>	<u>\$ 19,162,049</u>

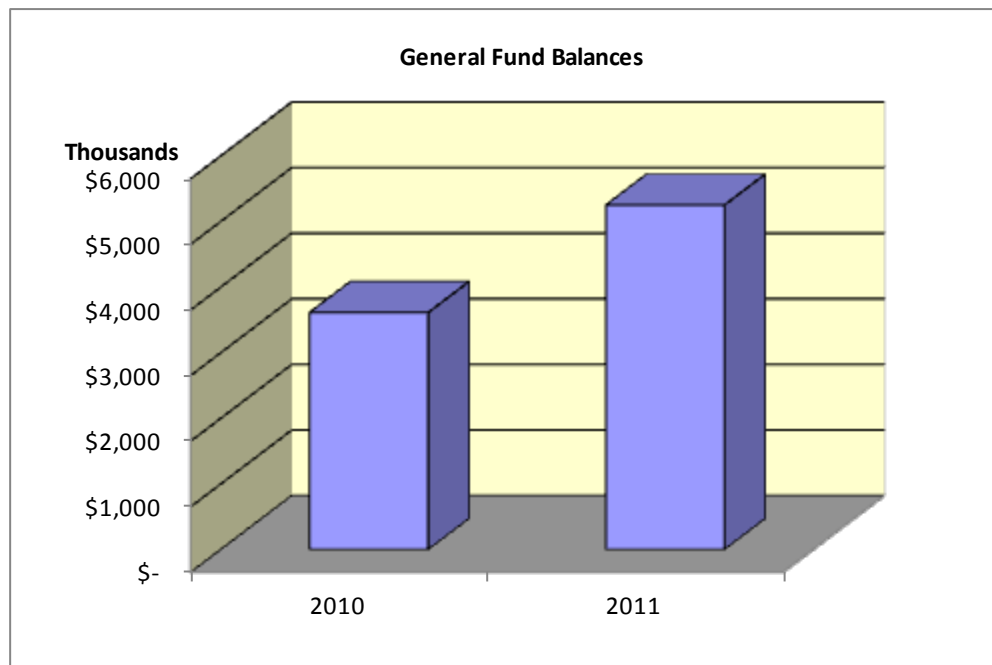
**Note:** The City began to report accrual information when it implemented GASB Statement 34 in fiscal year 2003.

<u>2007</u>	<u>2006</u>	<u>2005</u>	<u>2004</u>	<u>2003</u>
\$ 1,756,233	\$ 824,129	\$ 919,120	\$ 163,550	\$ 368,446
50,341	122,541	122,017	22,539	61,468
217,239	210,635	260,432	214,191	193,242
812,869	974,345	1,191,056	682,472	669,590
7,418,615	15,254,364	10,412,894	3,724,165	6,615,510
<u>2,330,534</u>	<u>2,183,768</u>	<u>1,562,740</u>	<u>2,044,380</u>	<u>2,127,805</u>
<u>12,585,831</u>	<u>19,569,782</u>	<u>14,468,259</u>	<u>6,851,297</u>	<u>10,036,061</u>
3,804,511	4,916,004	4,871,313	3,646,274	3,964,173
<u>6,816,947</u>	<u>13,489,715</u>	<u>8,305,323</u>	<u>6,065,456</u>	<u>8,572,430</u>
<u>10,621,458</u>	<u>18,405,719</u>	<u>13,176,636</u>	<u>9,711,730</u>	<u>12,536,603</u>
<u>\$ 23,207,289</u>	<u>\$ 37,975,501</u>	<u>\$ 27,644,895</u>	<u>\$ 16,563,027</u>	<u>\$ 22,572,664</u>

City of North Ridgeville, Ohio  
 Governmental Funds Fund Balances  
 Last Two Years  
 (Modified Accrual Basis of Accounting)

	2011	2010
General Fund		
Nonspendable	\$ 45,500	\$ 46,200
Committed	449,432	315,132
Assigned	75,088	76,639
Unassigned	4,678,328	3,172,829
Total general fund	<u>\$ 5,248,348</u>	<u>\$ 3,610,800</u>
All Other Governmental Funds		
Restricted	\$ 3,948,918	\$ 3,884,216
Unassigned	(25,720)	(152,058)
Total all other governmental funds	<u>\$ 3,923,198</u>	<u>\$ 3,732,158</u>

The City implemented GASB Statement No. 54 in 2011.

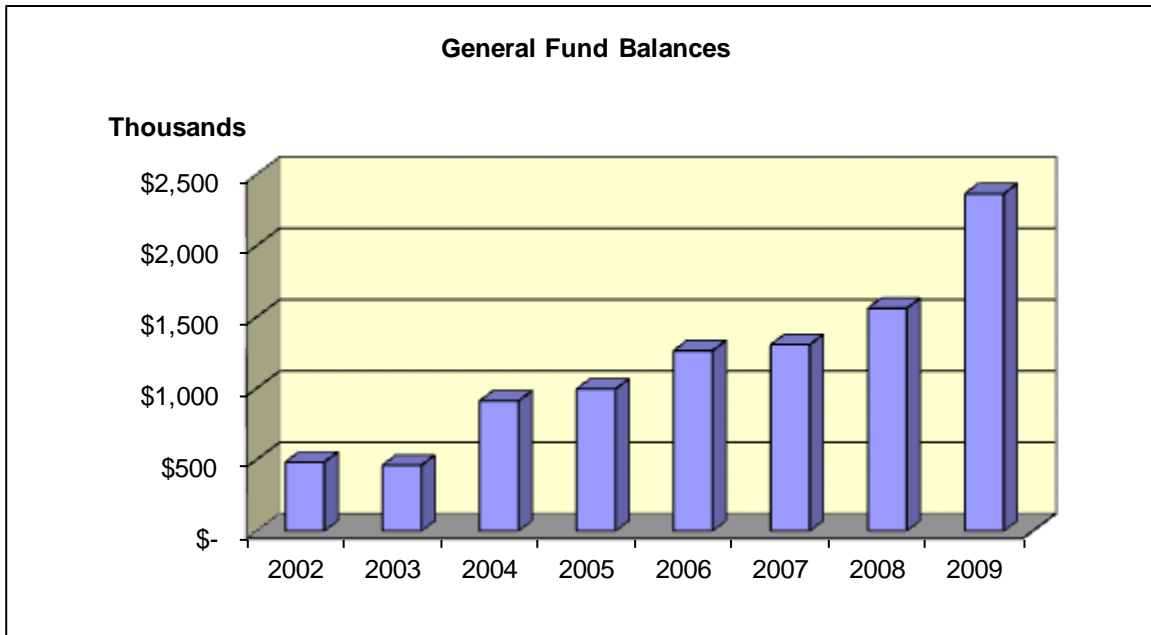


This page intentionally left blank.

City of North Ridgeville, Ohio  
 Governmental Funds Fund Balances  
 Last Eight Years  
 (Modified Accrual Basis of Accounting)

	2009	2008	2007	2006
General Fund				
Reserved	\$ 124,217	\$ 463,552	\$ 187,828	\$ 341,046
Unreserved	2,241,155	1,097,996	1,119,230	923,655
Total general fund	<u>\$ 2,365,372</u>	<u>\$ 1,561,548</u>	<u>\$ 1,307,058</u>	<u>\$ 1,264,701</u>
All Other Governmental Funds				
Reserved	\$ 747,984	\$ 1,594,856	\$ 1,164,915	\$ 364,948
Unreserved, reported in				
Special revenue funds	3,975,247	4,939,999	5,779,872	5,081,969
Debt service funds	260,354	235,307	355,320	380,859
Capital projects funds	655,911	677,112	295,657	(744,205)
Total all other governmental funds	<u>\$ 5,639,496</u>	<u>\$ 7,447,274</u>	<u>\$ 7,595,764</u>	<u>\$ 5,083,571</u>

The City implemented GASB Statement No. 54 in 2011.





2005	2004	2003	2002
\$ 180,941	\$ 212,814	\$ 140,677	\$ 166,015
815,181	699,322	320,729	317,379
<u>\$ 996,122</u>	<u>\$ 912,136</u>	<u>\$ 461,406</u>	<u>\$ 483,394</u>
\$ 210,522	\$ 546,831	\$ 235,177	\$ 344,536
4,406,893	3,061,846	3,012,263	2,452,331
366,452	397,025	895,364	545,363
(1,625,747)	(545,039)	57,368	856,775
<u>\$ 3,358,120</u>	<u>\$ 3,460,663</u>	<u>\$ 4,200,172</u>	<u>\$ 4,199,005</u>

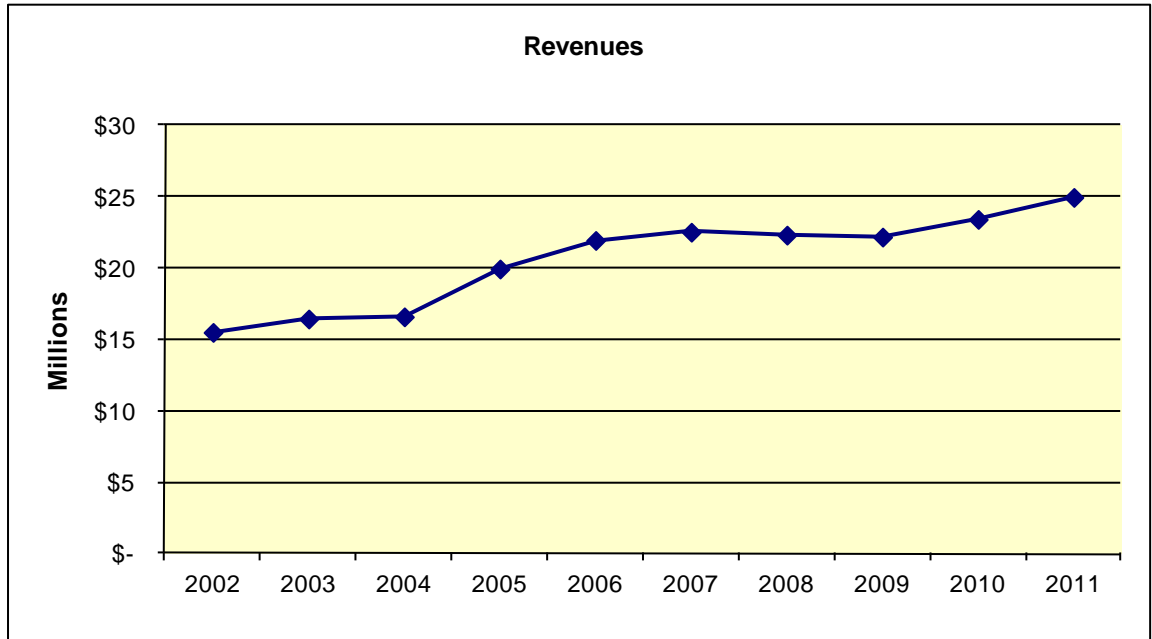
City of North Ridgeville, Ohio  
 Governmental Fund Type – Revenues by Source  
 Last Ten Years  
 (Modified Accrual Basis of Accounting)

	2011	2010	2009	2008
Local taxes				
Municipal income tax	\$ 8,302,962	\$ 7,751,774	\$ 7,463,586	\$ 7,831,255
Property and other taxes	6,157,278	5,548,740	5,321,267	5,436,726
Intergovernmental	4,892,507	5,205,123	4,360,187	4,525,151
Special assessments	148,018	134,140	138,119	34,417
Charges for services	3,111,124	2,971,112	2,836,288	2,238,452
Fines, licenses and permits	1,250,793	1,130,994	1,103,493	1,119,558
Interest	35,289	54,518	176,180	311,718
Miscellaneous	1,074,511	636,266	795,385	834,266
	<u>\$ 24,972,482</u>	<u>\$ 23,432,667</u>	<u>\$ 22,194,505</u>	<u>\$ 22,331,543</u>

Table includes all Governmental Funds

Year 2003 has been restated to reflect the effects of prior period adjustments recorded in 2004.

Source: City financial records



2007	2006	2005	2004	2003	2002
\$ 7,556,100	\$ 7,425,057	\$ 7,130,884	\$ 6,435,424	\$ 6,318,509	\$ 5,799,809
5,416,244	5,824,766	4,297,023	3,865,599	3,667,785	3,555,501
4,397,154	4,568,749	4,296,452	2,846,164	2,794,602	3,248,324
34,786	32,843	36,703	45,789	235,000	57,629
2,148,785	1,647,512	1,562,487	1,476,481	1,483,023	1,349,268
1,422,928	918,930	1,243,039	987,145	888,946	775,086
547,648	429,930	205,070	67,111	130,797	109,283
1,013,344	1,111,073	1,185,464	883,304	936,088	621,453
<u>\$ 22,536,989</u>	<u>\$ 21,958,860</u>	<u>\$ 19,957,122</u>	<u>\$ 16,607,017</u>	<u>\$ 16,454,750</u>	<u>\$ 15,516,353</u>

City of North Ridgeville, Ohio  
 Governmental Fund Type – Expenditures by Function  
 Last Ten Years  
 (Modified Accrual Basis of Accounting)

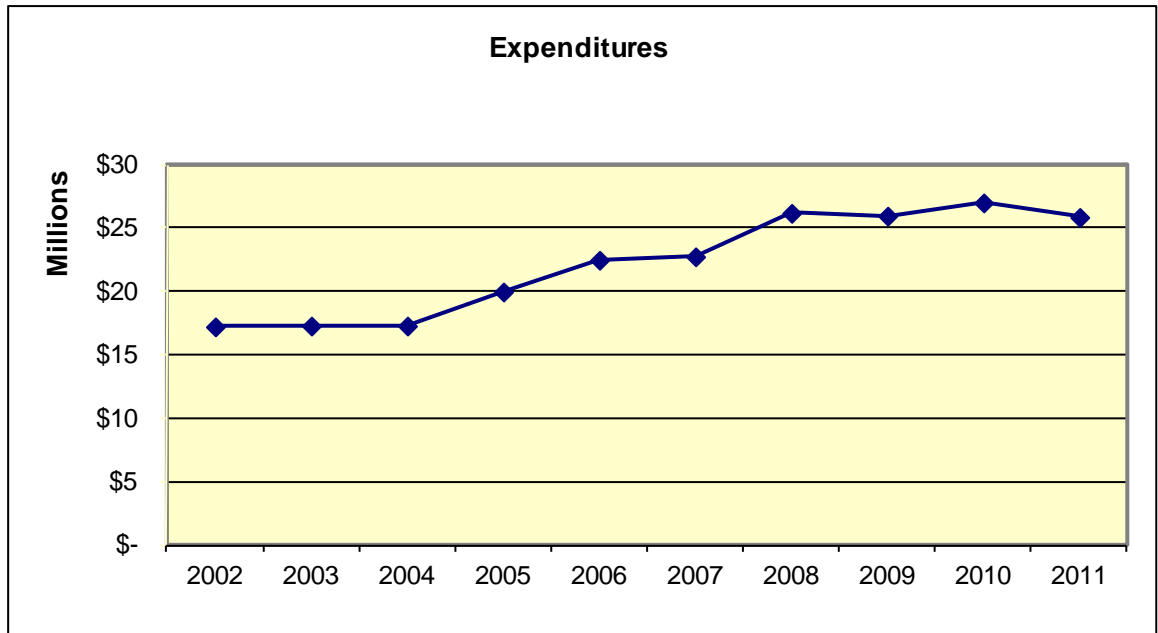
	2011	2010	2009	2008
Current				
Security of persons and property	\$ 9,949,831	\$ 10,335,970	\$ 10,199,689	\$ 9,781,279
Public health and welfare	415,087	430,594	407,022	381,739
Leisure time activities	368,566	392,533	480,346	486,700
Community environment (1)	1,389,032	1,465,810	1,469,339	1,573,541
Transportation	2,803,235	3,015,750	2,370,534	2,533,352
General government	6,567,369	6,438,189	6,034,750	5,561,610
Capital outlay	689,698	1,255,751	3,677,460	1,925,852
Debt service				
Principal	3,389,265	3,357,177	1,016,177	3,564,928
Capital lease	22,879	3,315	-	-
Interest and fiscal charges	262,988	304,569	303,247	371,542
	<u>\$ 25,857,950</u>	<u>\$ 26,999,658</u>	<u>\$ 25,958,564</u>	<u>\$ 26,180,543</u>
Debt service as a percentage of noncapital expenditures (2)	<u>19.41%</u>	<u>18.81%</u>	<u>6.95%</u>	<u>22.23%</u>

(1) Included in General government in years previous to 2003.

(2) Comparable data prior to implementation of GASB Statement 34 in fiscal year 2003 is not available to calculate percentage. Table includes all Governmental Funds.

N/AV - not available

Source: City financial records



2007	2006	2005	2004	2003	2002
\$ 9,300,795	\$ 8,498,652	\$ 7,905,210	\$ 6,989,755	\$ 6,912,480	\$ 6,634,658
363,761	350,511	325,223	296,422	287,622	109,703
501,847	361,135	301,098	335,089	330,359	264,472
1,445,378	1,542,750	1,244,413	1,204,651	1,103,637	-
2,580,163	3,166,563	3,188,942	1,874,993	2,119,863	1,832,069
5,744,122	5,282,896	4,831,549	4,103,322	4,004,255	5,570,510
1,511,396	2,248,312	943,131	635,548	394,446	1,696,169
1,039,594	684,269	1,056,000	1,555,000	1,560,000	622,467
-	-	-	68,987	146,789	149,018
263,526	345,742	180,113	228,029	431,120	344,466
<u>\$ 22,750,582</u>	<u>\$ 22,480,830</u>	<u>\$ 19,975,679</u>	<u>\$ 17,291,796</u>	<u>\$ 17,290,571</u>	<u>\$ 17,223,532</u>
<u>9.47%</u>	<u>21.68%</u>	<u>13.48%</u>	<u>14.12%</u>	<u>25.56%</u>	<u>NAV</u>

City of North Ridgeville, Ohio  
 Other Financing Sources and Uses and Net Change in Fund Balances - Governmental Funds  
 Last Ten Years  
 (Modified Accrual Basis of Accounting)

	<u>2011</u>	<u>2010</u>	<u>2009</u>	<u>2008</u>
Excess of revenues over (under) expenditures	<u>\$ (885,468)</u>	<u>\$ (3,566,991)</u>	<u>\$ (3,764,059)</u>	<u>\$ (3,849,000)</u>
Other financing sources (uses)				
Transfers in	1,050,000	6,650,000	8,800,000	7,600,000
Transfers out	(1,050,000)	(6,650,000)	(8,800,000)	(7,600,000)
Proceeds from capital lease	-	107,381	-	-
Issuance of notes and loans	2,714,056	2,797,700	2,755,680	50,000
Issuance of bonds	-	-	-	3,905,000
Issuance of bonds, refunding	-	-	-	-
Payment to refund bonds escrow	-	-	-	-
Premium on note issue	-	-	4,425	-
Total other financing sources (uses)	<u>2,714,056</u>	<u>2,905,081</u>	<u>2,760,105</u>	<u>3,955,000</u>
Net change in fund balances	<u>\$ 1,828,588</u>	<u>\$ (661,910)</u>	<u>\$ (1,003,954)</u>	<u>\$ 106,000</u>

Table includes all Governmental Funds

Year 2003 has been restated to reflect the effects of prior period adjustments recorded in 2004.

Source: City financial records

<u>2007</u>	<u>2006</u>	<u>2005</u>	<u>2004</u>	<u>2003</u>	<u>2002</u>
<u>\$ (213,593)</u>	<u>\$ (521,970)</u>	<u>\$ (18,557)</u>	<u>\$ (684,779)</u>	<u>\$ (835,821)</u>	<u>\$ (1,707,179)</u>
7,732,021	7,122,244	6,362,495	6,542,922	6,895,605	6,119,176
(7,732,021)	(7,122,244)	(6,362,495)	(6,542,922)	(6,895,605)	(6,119,176)
-	-	-	-	-	207,107
2,768,143	-	-	396,000	900,000	931,103
-	2,516,000	-	-	-	-
-	-	-	-	1,865,000	-
-	-	-	-	(1,950,000)	-
-	-	-	-	-	-
<u>2,768,143</u>	<u>2,516,000</u>	<u>-</u>	<u>396,000</u>	<u>815,000</u>	<u>1,138,210</u>
<u>\$ 2,554,550</u>	<u>\$ 1,994,030</u>	<u>\$ (18,557)</u>	<u>\$ (288,779)</u>	<u>\$ (20,821)</u>	<u>\$ (568,969)</u>

City of North Ridgeville, Ohio  
Assessed and Estimated Actual Value of Taxable Property  
Last Ten Years

Collection Year	Real Property		Public Utility Property		Tangible Personal Property	
	Assessed Value	Estimated Actual Value (1)	Assessed Value	Estimated Actual Value (2)	Assessed Value	Estimated Actual Value (3)
2011	\$ 708,492,680	\$ 2,024,264,800	\$ 10,455,350	\$ 11,881,080	\$ - (4)	\$ -
2010	693,460,692	1,981,316,263	9,801,290	11,137,830	555,529 (4)	2,222,116
2009	711,641,722	2,033,262,063	9,364,430	10,641,398	591,014 (4)	2,364,056
2008	682,070,410	1,948,772,600	9,167,490	10,417,602	5,976,264 (4)	23,905,056
2007	647,273,940	1,849,354,114	12,382,300	14,070,795	12,133,626 (4)	48,534,504
2006	556,194,190	1,589,126,257	12,533,180	14,242,250	16,798,433 (4)	67,193,732
2005	516,494,650	1,475,699,000	13,397,310	15,224,216	27,187,114	108,748,456
2004	479,530,600	1,370,087,429	13,468,230	15,304,807	25,708,440	102,833,760
2003	424,279,770	1,212,227,914	14,029,430	15,942,534	29,101,850	116,407,400
2002	403,743,540	1,153,552,971	13,448,390 (5)	15,282,261	29,496,480	117,985,920

Source: Lorain County Auditor maintained by the County Auditor.

- (1) This amount is calculated based upon an assessed value of 35 percent of actual value.
- (2) This amount is calculated based upon the current assessed value of 88 percent of actual value.
- (3) The amount is calculated based upon an assessed value of 25 percent of actual value.
- (4) Decrease is due to effect of State legislation enacted in June 2005 w hich phases out over four years from 2006 to 2009 the taxation of personal property. Tangible personal property value in 2009 and 2010 consisted of telephone communications tangible personal property at reduced values.
- (5) Decrease primarily is due to effect of State legislation w hich, beginning w ith collection year 2002, reduced to 25% of true value the assessed valuation of electric utility production equipment from 100% and natural gas property from 88%.



Total		
Assessed Value	Estimated Actual Value	Total Direct Tax Rate
\$ 718,948,030	\$ 2,036,145,880	\$ 12.71
703,817,511	1,994,676,209	12.71
721,597,166	2,046,267,517	12.71
697,214,164	1,983,095,258	12.95
671,789,866	1,911,959,413	13.06
585,525,803	1,670,562,239	13.36
557,079,074	1,599,671,672	13.56
518,707,270	1,488,225,996	13.36
467,411,050	1,344,577,848	13.41
446,688,410	1,286,821,152	13.41

City of North Ridgeville, Ohio  
Property Tax Rates – Direct and Overlapping Governments  
(Per \$ 1,000 of Assessed Valuation)  
Last Ten Years

Collection Year	City of North Ridgeville					Total Direct Tax Rate
	General Fund		Special Revenue Funds	Debt Service Fund	Agency Fund (1) (3)	
2011	\$ 1.70	(2)	\$ 8.10	-	\$ 2.91	\$ 12.71
2010	1.70	(2)	8.10	-	2.91	12.71
2009	1.70	(2)	8.10	-	2.91	12.71
2008	1.70	(2)	8.10	0.24	2.91	12.95
2007	1.70	(2)	8.10	0.35	2.91	13.06
2006	1.70	(2)	8.10	0.65	2.91	13.36
2005	1.70	(2)	8.30	0.65	2.91	13.56
2004	1.70	(2)	8.55	0.65	2.46	13.36
2003	1.42		8.83	0.70	2.46	13.41
2002	1.42		8.83	0.70	2.46	13.41

Source: County Auditor, Lorain County, Ohio

- (1) Includes 1.00 remitted by the County Auditor directly to the Lorain County Board of Health.
- (2) Includes .28 for health previously included with Special revenue funds.
- (3) Includes 1.91 in 2005 and later years, and 1.46 in 2000 through 2004 collected and remitted to the Lorain Public Library System.

North Ridgeville City School District	Lorain County	Lorain County Joint Vocational School	Total Direct and Overlapping Governments
\$ 44.79	\$ 13.69	\$ 2.45	\$ 73.64
42.19	13.39	2.45	70.74
42.01	13.39	2.45	70.56
42.28	13.39	2.45	71.07
42.62	13.49	2.45	71.62
43.92	13.49	2.45	73.22
44.04	13.19	2.45	73.24
44.79	12.89	2.45	73.49
46.47	12.89	2.45	75.22
46.47	12.89	2.45	75.22

City of North Ridgeville, Ohio  
Principal Taxpayers – Real Property Taxpayers  
As of December 31, 2011 and December 31, 2002

December 31, 2011			
Taxpayer	Nature of Business	Assessed Valuation	% of Total Assessed Valuation
R. W. Beckett Corp.	Manufacturer	\$ 7,201,970	1.00%
Rini Realty Co.	Commercial retail property	2,201,790	0.31%
Invacare Corporation	Manufacturer	1,822,110	0.25%
Valore Properties Inc.	Commercial developer	1,786,760	0.25%
Lake Ridge Holdings Ltd.	Education	1,537,590	0.21%
FJD Properties LLC	Residential land developer	1,484,810	0.21%
Talan Limited Liability Company	Animal clinic facility	1,355,070	0.19%
Comprehensive Health Care of Ohio Inc.	Hospital Management	1,249,500	0.17%
Ledgestone Properties LLC	Apartment complex	1,189,810	0.17%
Mould Development LLC	Commercial developer	1,163,690	0.16%

December 31, 2002			
Taxpayer	Nature of Business	Assessed Valuation	% of Total Assessed Valuation
Bob Schmitt Homes Inc.	Residential land developers	\$ 2,525,480	0.57%
Rini Realty Co.	Retail grocery store	1,907,920	0.43%
R. W. Beckett Corp.	Manufacturer	1,235,420	0.28%
Lake Ridge Holdings Ltd	Nursing home	1,231,120	0.28%
All Purpose Construction	Nonresidential construction	1,224,530	0.27%
North Ridge Plaza	Commercial retail property	996,850	0.22%
FJD Properties LLC	Residential land developers	982,870	0.22%
Sugar Chestnut LLC	Residential land developers	921,490	0.21%
Vendome Associates Corp.	Apartment complex	920,060	0.21%
Altercare Inc	Health care	885,750	0.20%

Source: County Auditor, Lorain County, Ohio

City of North Ridgeville, Ohio  
Principal Taxpayers – Public Utility  
As of December 31, 2011 and December 31, 2002

December 31, 2011			
Taxpayer	Nature of Business	Assessed Valuation	% of Total Assessed Valuation
Ohio Edison Company (a)	Electric	\$ 5,954,780	0.83%
Columbia Gas of Ohio Inc.	Natural gas	1,825,100	0.25%
Cleveland Electric Illuminating Company (a)	Electric	1,371,380	0.19%
Columbia Gas Transmission	Natural gas	1,134,010	0.16%
American Transmission Systems, Inc. (a)	Electric	759,770	0.11%

December 31, 2002			
Taxpayer	Nature of Business	Assessed Valuation	% of Total Assessed Valuation
Ohio Edison Company (a)	Electric	\$ 4,273,520	0.96%
Alltel Ohio	Communications	3,072,580	0.69%
Cleveland Electric Illuminating Company (a)	Electric	1,126,660	0.25%
American Transmission	Electric	1,028,610	0.23%
Columbia Gas of Ohio Inc.	Natural gas	963,290	0.22%

Source: County Auditor, Lorain County, Ohio

(a) Subsidiary of First Energy Corp.

City of North Ridgeville, Ohio  
Property Tax Levies and Collections (Real and Public Utilities)  
Last Ten Years

<u>Collection Year</u>	<u>Current Tax Levy</u>	<u>Current Tax Collections</u>	<u>Percent Collected</u>	<u>Delinquent Tax Collections</u>	<u>Total Tax Collections</u>	<u>Percent of Total Collections to Current Tax Levy (1)</u>	<u>Outstanding Delinquent Taxes</u>	<u>Percent of Outstanding Delinquent Taxes to Current Tax Levy</u>
2011	\$ 7,036,233	\$ 6,829,000	97.1%	\$ 226,828	\$ 7,055,828	100.3%	\$ 348,873	5.0%
2010	6,375,809	6,126,811	96.1%	230,945	6,357,756	99.7%	310,830	4.9%
2009	6,119,564	5,919,822	96.7%	171,653	6,091,475	99.5%	323,540	5.3%
2008	6,104,669	5,908,865	96.8%	175,465	6,084,330	99.7%	299,019	4.9%
2007	5,925,618	5,730,229	96.7%	170,252	5,900,481	99.6%	286,280	4.8%
2006	5,849,709	5,672,994	97.0%	142,129	5,815,123	99.4%	256,930	4.4%
2005	4,074,073	3,963,648	97.3%	105,337	4,068,985	99.9%	236,931	5.8%
2004	3,559,024	3,456,740	97.1%	102,848	3,559,588	100.0%	150,257	4.2%
2003	3,334,550	3,325,229	99.7%	15,137	3,340,366	100.2%	24,049	0.7%
2002	3,200,669	3,117,059	97.4%	93,570	3,210,629	100.3%	93,570	2.9%

(1) Total collections includes prior year delinquencies collected in current year.

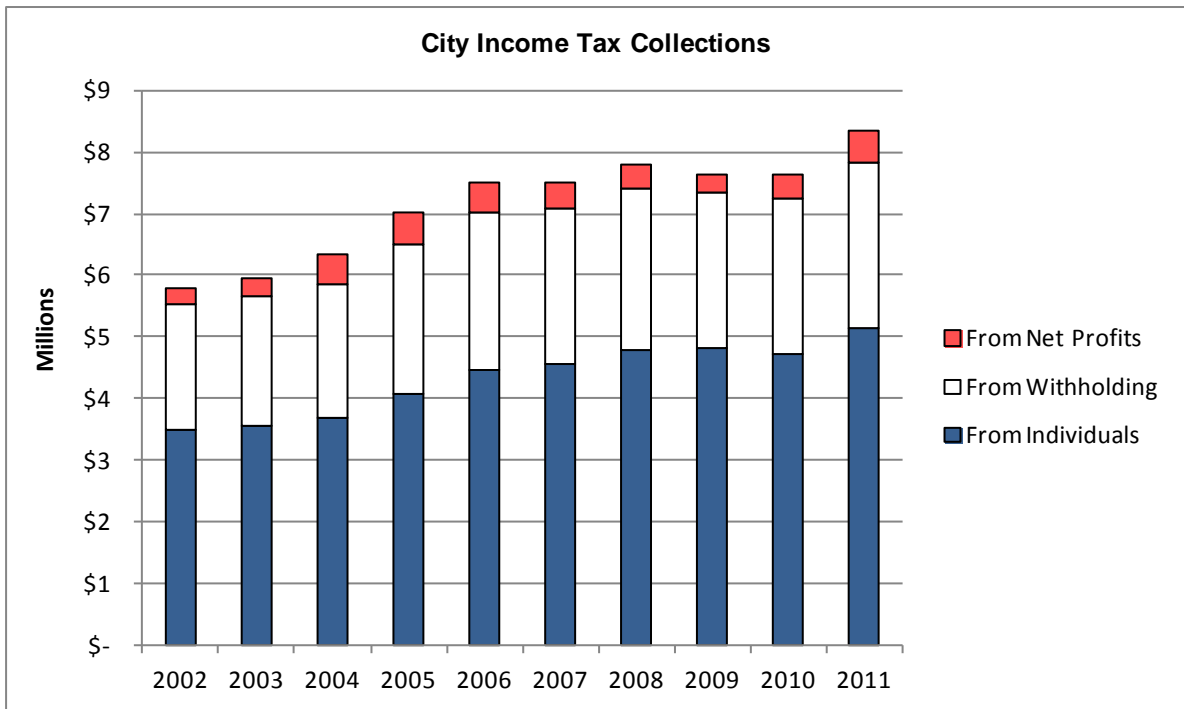
Source: County Auditor, Lorain County, Ohio

City of North Ridgeville, Ohio  
City Income Tax Collections  
Last Ten Years  
*(Cash Basis of Accounting)*

Collection Year	Total Taxes Collected	From Individuals		From Withholding		From Net Profits	
		\$	%	\$	%	\$	%
2011	\$ 8,326,062	\$ 5,149,286	61.8%	\$ 2,660,559	32.0%	\$ 516,217	6.2%
2010	7,619,773	4,737,423	62.2%	2,492,438	32.7%	389,912	5.1%
2009	7,614,912	4,810,724	63.2%	2,519,471	33.1%	284,717	3.7%
2008	7,792,580	4,800,969	61.6%	2,617,135	33.6%	374,476	4.8%
2007	7,501,200	4,544,205	60.6%	2,533,997	33.8%	422,998	5.6%
2006	7,502,057	4,455,220	59.4%	2,547,098	34.0%	499,739	6.7%
2005	7,001,723	4,076,610	58.2%	2,423,650	34.6%	501,463	7.2%
2004	6,327,109	3,686,983	58.3%	2,168,591	34.3%	471,535	7.5%
2003	5,950,794	3,561,746	59.9%	2,113,574	35.5%	275,474	4.6%
2002	5,801,869	3,481,237	60.0%	2,053,852	35.4%	266,780	4.6%

Note: The City's income tax rate is 1%

Source: City Income Tax Department



This page intentionally left blank.



City of North Ridgeville, Ohio  
Ratio of Outstanding Debt by Type  
Last Ten Years

Fiscal Year	Governmental Activities						Total Governmental Activities
	Bond Anticipation Notes	General Obligation Bonds	Special Assessment Bonds	Ohio Public Works Loans	Capital Lease	Loan Payable	
2011	\$ 2,396,000	\$ 4,250,000	\$ 115,000	\$ 919,596	\$ 81,187	\$ 445,140	\$ 8,206,923
2010	2,546,000	4,950,000	140,000	683,565	104,066	481,380	8,905,011
2009	2,526,000	5,700,000	165,000	739,742	-	229,680	9,360,422
2008	-	6,635,000	190,000	795,919	-	-	7,620,919
2007	2,630,000	3,736,000	214,000	800,847	-	-	7,380,847
2006	1,300,000	4,708,000	238,000	556,298	-	-	6,802,298
2005	1,730,000	2,812,000	263,000	595,567	-	-	5,400,567
2004	1,211,000	3,447,000	288,000	634,837	-	-	5,580,837
2003	900,000	4,077,000	313,000	667,937	68,987	-	6,026,924
2002	925,000	4,590,000	520,000	577,662	215,776	-	6,828,438

Fiscal Year	Business-type Activities							Total Business-type Activities
	Bond Anticipation Notes	General Obligation Bonds	Special Assessment Bonds	Ohio Public Works Loans	Capital Lease	Ohio Water Development Authority Loan	Water Rights ETL-2 Loan	
2011	\$ 1,659,000	\$ 18,370,000	\$ 2,060,000	\$ 71,831	\$ 4,536	\$ 1,759,840	\$ 735,418	\$ 24,660,625
2010	524,000	19,805,000	2,155,000	80,282	5,815	1,899,345	760,284	25,229,726
2009	299,000	21,185,000	2,245,000	88,733	-	2,033,249	782,265	26,633,247
2008	-	22,510,000	2,335,000	97,184	-	2,161,777	782,265	27,886,226
2007	1,200,000	15,270,000	2,420,000	105,635	-	2,285,145	-	21,280,780
2006	-	16,105,682	2,498,318	114,086	-	2,403,560	-	21,121,646
2005	13,825,000	7,835,000	-	122,537	-	2,517,220	-	24,299,757
2004	16,984,000	8,360,000	-	130,988	-	2,626,317	-	28,101,305
2003	6,495,000	8,870,000	-	139,439	-	2,731,034	-	18,235,473
2002	5,920,000	9,170,000	-	147,890	-	2,834,422	-	18,072,312

Fiscal Year	Total Primary Government	Percentage of Personal Income (a)	Amount Per Capita (a)
2011	\$ 32,867,548	4.13%	\$ 1,115
2010	34,134,737	4.28%	1,528
2009	35,993,669	7.01%	1,611
2008	35,507,145	6.92%	1,590
2007	28,661,627	5.59%	1,283
2006	27,923,944	5.44%	1,250
2005	29,700,324	5.79%	1,330
2004	33,682,142	6.56%	1,508
2003	24,262,397	4.73%	1,086
2002	24,900,750	4.85%	1,115

(a) See schedule of Demographic Statistics for personal income and population data S 35.

Source: City financial records.

City of North Ridgeville, Ohio  
Ratio of Net General Obligation Bond Debt to Assessed Value  
And Net General Obligation Bonded Debt per Capita  
Last Ten Years

Year	Gross Debt Value (1)	Debt Service Funds Available	Debt Payable From Enterprise Revenues	Net Bonded Debt	Assessed Value (2)	Population (3)	Ratio of Net Debt to Assessed Value	Net Bonded Debt Per capita
2011	\$ 22,620,000	\$ 94,952	\$ 18,370,000	\$ 4,155,048	\$ 718,948,030	29,465	0.58%	\$ 141
2010	24,755,000	189,632	19,805,000	4,760,368	703,817,511	29,465	0.68%	162
2009	26,885,000	121,584	21,185,000	5,578,416	721,597,166	22,338	0.77%	250
2008	19,006,000	107,649	15,270,000	3,628,351	697,214,164	22,338	0.52%	162
2007	19,006,000	141,325	15,270,000	3,594,675	671,789,866	22,338	0.54%	161
2006	20,813,682	223,329	16,105,682	4,484,671	587,531,586	22,338	0.76%	201
2005	10,647,000	196,350	7,835,000	2,615,650	557,079,074	22,338	0.47%	117
2004	11,807,000	223,517	8,360,000	3,223,483	518,707,270	22,338	0.62%	144
2003	12,947,000	801,478	8,870,000	3,275,522	467,411,050	22,338	0.70%	147
2002	13,760,000	450,827	9,170,000	4,139,173	446,688,410	22,338	0.93%	185

(1) Amount excludes special assessment bonds and revenue bonds

(2) Source: County Auditor, Lorain County, Ohio; (reflects collection year)

(3) Source: U.S. Bureau of Census

City of North Ridgeville, Ohio  
Direct and Overlapping Governmental Activities Debt  
December 31, 2011

	General Tax Supported Debt Outstanding	Overlapping Percentage Applicable to City (1)	Amount Applicable to City	Amount Per Capita (2)	% of City's Current Assessed Valuation (3)
City of North Ridgeville	\$ 5,604,929	100.00%	\$ 5,604,929	\$ 190.22	0.78%
Lorain County (4)	37,880,000	11.00%	4,166,800	141.42	0.58%
North Ridgeville City Schools (5)	1,590,000	100.00%	1,590,000	53.96	0.22%
Subtotal, overlapping debt	39,470,000		5,756,800	195.38	0.80%
Total direct and overlapping debt	\$ 45,074,929		\$ 11,361,729	\$ 385.60	1.58%

(1) Percentages were determined by dividing the assessed valuation at the political subdivision located within the boundaries of the City by the total assessed valuation of the subdivision. The City and North Ridgeville City Schools boundaries are co-terminus.

(2) Based on 2010 Census of 29,465.

(3) The City's assessed valuation was \$ 731,620,870 for collection year 2012 and \$ 718,948,030 for collection year 2011.

(4) Source: County Auditor, Lorain County, Ohio

(5) Source: North Ridgeville Board of Education

City of North Ridgeville, Ohio  
Computation of Legal Debt Margin  
Last Ten Years

(Amounts in thousands)

	2011	2010	2009	2008
Assessed value (assessment year)	<u>\$ 731,620</u>	<u>\$ 718,948</u>	<u>\$ 703,818</u>	<u>\$ 721,597</u>
Legal Debt Margin:				
Debt limitation - 10.5 percent of assessed value	<u>\$ 76,820</u>	<u>\$ 75,489</u>	<u>\$ 73,900</u>	<u>\$ 75,767</u>
Debt applicable to limitation				
General obligation bonds	22,620	24,755	26,885	29,145
Special assessment bonds	2,175	2,295	2,410	2,525
Bond anticipation notes	<u>4,055</u>	<u>3,670</u>	<u>2,825</u>	<u>-</u>
Gross indebtedness				
Total Voted and Unvoted Debt	<u>28,850</u>	<u>30,720</u>	<u>32,120</u>	<u>31,670</u>
Less: Debt outside limitations				
Self-supporting GO Water	4,190	4,445	4,910	5,345
Self-supporting GO Sewer	15,375	15,360	16,275	17,165
Special assessment	3,075 (a)	3,179 (a)	3,278	2,517
Tax increment financing	<u>605</u>	<u>645</u>	<u>680</u>	<u>775</u>
Total Debt Outside Limitations	<u>23,245</u>	<u>23,629</u>	<u>25,143</u>	<u>25,802</u>
Total nonexempt debt	5,605	7,091	6,977	5,868
Less: Amount available in debt service fund to pay debt applicable to limitation	<u>-</u>	<u>-</u>	<u>-</u>	<u>-</u>
Net debt within 10.5% limitation	<u>5,605</u>	<u>7,091</u>	<u>6,977</u>	<u>5,868</u>
Debt leeway within 10.5% limitation	<u>\$ 71,215</u>	<u>\$ 68,398</u>	<u>\$ 66,923</u>	<u>\$ 69,899</u>
<hr/>				
Unvoted debt limitation - 5.5% of assessed valuation				
Debt limitation: 5.5% of assessed value	<u>\$ 40,239</u>	<u>\$ 39,542</u>	<u>\$ 38,710</u>	<u>\$ 39,687</u>
Gross indebtedness authorized by City Council	28,850	30,720	32,120	31,670
Less: Debt outside limitations	23,245	23,629	25,143	25,802
Voted debt	<u>-</u>	<u>-</u>	<u>-</u>	<u>-</u>
	<u>23,245</u>	<u>23,629</u>	<u>25,143</u>	<u>25,802</u>
Debt within 5.5% limitation	5,605	7,091	6,977	5,868
Less: Amount available in debt service fund to pay debt applicable to limitation	<u>-</u>	<u>-</u>	<u>-</u>	<u>-</u>
Net debt within 5.5% limitation	<u>5,605</u>	<u>7,091</u>	<u>6,977</u>	<u>5,868</u>
Debt leeway within 5.5% unvoted debt limitation	<u>\$ 34,634</u>	<u>\$ 32,451</u>	<u>\$ 31,733</u>	<u>\$ 33,819</u>

(a) Includes property owner's portion of bond anticipation notes to be assessed to property owner.

Source: City Financial Records

2007	2006	2005	2004	2003	2002
<u>\$ 697,214</u>	<u>\$ 671,790</u>	<u>\$ 587,532</u>	<u>\$ 557,079</u>	<u>\$ 518,707</u>	<u>\$ 446,688</u>
<u>\$ 73,207</u>	<u>\$ 70,538</u>	<u>\$ 61,691</u>	<u>\$ 58,493</u>	<u>\$ 54,464</u>	<u>\$ 46,902</u>
19,006	20,814	10,647	11,807	12,947	13,760
2,634	2,736	263	288	313	520
<u>3,830</u>	<u>1,300</u>	<u>15,555</u>	<u>18,195</u>	<u>7,395</u>	<u>6,845</u>
<u>25,470</u>	<u>24,850</u>	<u>26,465</u>	<u>30,290</u>	<u>20,655</u>	<u>21,125</u>
1,930	840	945	1,050	1,155	1,185
14,540	15,266	16,533	20,066	9,551	9,821
2,623	2,727	4,435	4,505	4,460	4,604
<u>815</u>	<u>870</u>	<u>900</u>	<u>590</u>	<u>800</u>	<u>800</u>
<u>19,908</u>	<u>19,703</u>	<u>22,813</u>	<u>26,211</u>	<u>15,966</u>	<u>16,410</u>
5,562	5,147	3,652	4,079	4,689	4,715
<u>142</u>	<u>223</u>	<u>196</u>	<u>224</u>	<u>801</u>	<u>451</u>
<u>5,420</u>	<u>4,924</u>	<u>3,456</u>	<u>3,855</u>	<u>3,888</u>	<u>4,264</u>
<u>\$ 67,787</u>	<u>\$ 65,614</u>	<u>\$ 58,235</u>	<u>\$ 54,638</u>	<u>\$ 50,576</u>	<u>\$ 42,638</u>
<u>\$ 38,347</u>	<u>\$ 36,948</u>	<u>\$ 32,314</u>	<u>\$ 30,639</u>	<u>\$ 28,529</u>	<u>\$ 24,568</u>
25,470	24,850	26,465	30,290	20,655	21,125
19,908	19,702	22,813	26,211	15,966	16,409
<u>285</u>	<u>570</u>	<u>855</u>	<u>1,140</u>	<u>1,420</u>	<u>1,700</u>
<u>20,193</u>	<u>20,272</u>	<u>23,668</u>	<u>27,351</u>	<u>17,386</u>	<u>18,109</u>
5,277	4,578	2,797	2,939	3,269	3,016
-	-	-	31	-	-
<u>5,277</u>	<u>4,578</u>	<u>2,797</u>	<u>2,908</u>	<u>3,269</u>	<u>3,016</u>
<u>\$ 33,070</u>	<u>\$ 32,370</u>	<u>\$ 29,517</u>	<u>\$ 27,731</u>	<u>\$ 25,260</u>	<u>\$ 21,552</u>

City of North Ridgeville, Ohio  
Pledged Revenue Coverage  
Last Ten Years

	Governmental Activities			
	Special Assessment	Debt Service		Coverage Ratio
	Revenue	Principal	Interest	
2011	\$ 38,870	\$ 25,000	\$ 5,225	1.29
2010	32,607	25,000	6,037	1.05
2009	37,738	25,000	6,974	1.18
2008	34,417	24,000	7,574	1.09
2007	34,786	24,000	8,814	1.06
2006	32,843	25,000	8,614	0.98
2005	36,703	25,000	9,115	1.08
2004	45,789	25,000	9,490	1.33
2003	55,590	20,000	29,755	1.12
2002	57,629	25,000	30,105	1.05

	Business-type Activities			
	Special Assessment	Debt Service		Coverage Ratio
	Revenue	Principal	Interest	
2011	\$ 160,999	\$ 95,000	\$ 95,514	0.85
2010	179,202	90,000	99,114	0.95
2009	168,733	90,000	102,714	0.88
2008	198,216	85,000	106,114	1.04
2007	193,010	78,318	109,246	1.03
2006	-	-	29,739	-
2005	-	-	-	-
2004	-	-	-	-
2003	-	-	-	-
2002	-	-	-	-

Source: City Financial Records

City of North Ridgeville, Ohio  
Demographic Statistics  
Last Ten Years

Year	Population (1)	Per Capita Income (1)	Personal Income	Public School Enrollment (2)	Unemployment Rate (3)		
					Metro Area	State	Country
2011	29,465	\$ 27,040	\$ 796,733,600	3,841	7.7%	8.6%	8.0%
2010	29,465	27,040	796,733,600	3,826	9.2%	10.1%	9.6%
2009	22,338	22,971	513,126,198	3,795	9.1%	10.2%	9.3%
2008	22,338	22,971	513,126,198	3,630	6.8%	6.5%	5.8%
2007	22,338	22,971	513,126,198	3,564	6.0%	5.6%	4.6%
2006	22,338	22,971	513,126,198	3,566	5.5%	5.5%	4.6%
2005	22,338	22,971	513,126,198	3,433	5.7%	5.9%	5.1%
2004	22,338	22,971	513,126,198	3,403	5.9%	6.2%	5.5%
2003	22,338	22,971	513,126,198	3,343	6.0%	6.2%	6.0%
2002	22,338	22,971	513,126,198	3,251	5.4%	5.7%	5.8%

Sources: (1) U.S. Department of Census

(2) North Ridgeville Board of Education

(3) Ohio Department of Jobs and Family Services and U.S. Department of Labor and Bureau of Labor Statistics.

City of North Ridgeville, Ohio  
Principal Employers  
December 31, 2011 and December 31, 2002

December 31, 2011			
Employer	Nature of Activity or Business	Approximate Number of Employees (1)	Percent of Total
North Ridgeville City School District	Public education	486	4.4%
Beckett Gas, Inc.	Manufacturer of gas burners	230	2.1%
Invacare Corporation	Manufacturer of wheelchairs	225	2.0%
City of North Ridgeville, Ohio	Municipal government	200	1.8%
Center Ridge Nursing Home, Inc.	Skilled nursing home facility	200	1.8%
R. W. Beckett Corp.	Manufacturer of oil burners	193	1.8%
Northridge Health Center	Skilled nursing home facility	150	1.4%
Dreco, Inc.	Manufacturer of plastic products	130	1.2%
Beckett Air, Inc.	Manufacturer of blow er wheels	120	1.1%
Riser Foods Company	Retail grocery	115	1.0%
Total of all employees within the city		11,000	

Source: Hoovers - A D&B Company; respective employers.

December 31, 2002			
Employer	Nature of Activity or Business	Approximate Number of Employees (1)	
North Ridgeville City School District	Public education	440	
Beckett Gas, Inc.	Manufacturer of gas burners	230	
City of North Ridgeville, Ohio	Municipal government	205	
Invacare Corporation	Manufacturer of wheelchairs	200	
R. W. Beckett Corp.	Manufacturer of oil burners	200	
Center Ridge Nursing Home, Inc.	Skilled nursing home facility	175	
Lake Ridge Academy	Education	150	
Plastic Components, Inc.	Plastic injection manufacturing	150	
Beckett Air, Inc.	Manufacturer of blow er wheels	140	
Dreco, Inc.	Manufacturer of plastic components	138	
Total of all employees within the city		N/A	

Sources: "2003 Harris Ohio Industrial Directory" and "2003 Harris Ohio Services Directory" in cooperation with the Ohio Department of Development; Lorain County Chamber of Commerce; respective employers.

(1) Approximate number of employees within the City.



This page intentionally left blank.

City of North Ridgeville, Ohio  
Full-Time Equivalent City Government Employees by Function  
Last Ten Fiscal Years

Function	2011	2010	2009	2008
<b>Security of persons and property</b>				
Police department	50	53	51	51
Fire department	37	33	37	37
Mayor's court	3	3	3	3
<b>Public health and welfare</b>				
Public grounds maintenance	6	6	7	7
Senior center	6	6	6	6
<b>Leisure time activities</b>				
Parks and recreation	3	2	3	3
<b>Transportation</b>				
Street department	17	20	20	19
<b>General government:</b>				
Council	6	6	6	6
Mayor	2	2	2	2
Safety service	2	2	2	2
Legal	3	3	3	3
Finance	6	6	6	6
Income tax	3	3	3	3
Computer services	1	2	2	2
Building	6	8	8	8
Engineering	7	8	8	8
Other	0	2	2	2
<b>Sewer</b>				
Treatment Plant	21	22	22	22
Operations	9	7	7	7
<b>Water</b>				
	<u>12</u>	<u>13</u>	<u>14</u>	<u>14</u>
Total	<u><u>200</u></u>	<u><u>207</u></u>	<u><u>212</u></u>	<u><u>211</u></u>

Source: Various City departments

(a) In 2001, recreation maintenance employees were transferred to public grounds maintenance.

**Note:** A full-time employee is scheduled to work 2,080 hours per year (including vacation and sick leave). Full-time equivalent of part-time employment is calculated by dividing total labor hours by 2,080.

<u>2007</u>	<u>2006</u>	<u>2005</u>	<u>2004</u>	<u>2003</u>	<u>2002</u>
50	48	45	45	45	46
37	34	33	33	33	32
3	3	2	3	3	3
7	7	6	5	5	6 (a)
6	6	5	5	4	6
3	3	3	3	3	3 (a)
20	18	18	17	17	18
6	6	6	6	6	6
2	2	2	2	2	2
2	2	2	2	2	2
3	3	3	3	3	3
6	6	6	6	5	5
3	3	3	3	3	3
2	2	2	2	2	2
8	8	7	7	7	7
7	7	7	6	6	5
3	1	1	-	-	-
20	19	19	19	19	20
7	7	7	7	7	7
<u>14</u>	<u>13</u>	<u>14</u>	<u>12</u>	<u>13</u>	<u>13</u>
<u><u>209</u></u>	<u><u>198</u></u>	<u><u>191</u></u>	<u><u>186</u></u>	<u><u>185</u></u>	<u><u>189</u></u>

City of North Ridgeville, Ohio  
Operating Indicators by Function / Program  
Last Ten Years

Function/Program	2011	2010	2009	2008
<b>Police</b>				
Dispatch, calls for service	38,971	36,520	39,078	46,048
Physical arrests	7,418	4,292	4,842	5,743
Persons incarcerated	434	472	547	653
Average daily population	2.7	2.5	2.7	3.4
Traffic accidents	597	610	546	586
Parking citations	248	162	158	214
Animal warden, calls for service	509	679 (a)	(a)	807
<b>Fire / EMS</b>				
Emergency responses - EMS	2,369	2,380	2,111	1,998
Persons treated	2,386	2,372	2,142	2,004
Emergency responses - fire	577	594	535	600
Fires extinguished	54	71	66	58
Building fires extinguished	24	29	23	15
<b>Building department</b>				
Building permits issued	2,582	1,768	1,608	1,792
Number of inspections	8,720	9,568	9,998	10,190
Estimated value of construction (thousands of dollars)				
Residential - new	\$ 26,926	\$ 29,786	\$ 28,268	\$ 30,552
Residential - other	\$ 13,952	\$ 6,231	\$ 5,666	\$ 6,534
Commercial - new	\$ 14,076	\$ 1,187	\$ 1,100	\$ 911
Commercial - other	\$ 4,405	\$ 1,475	\$ 7,762	\$ 1,668
Total	<u>\$ 59,359</u>	<u>\$ 38,679</u>	<u>\$ 42,796</u>	<u>\$ 39,665</u>
<b>Engineering department</b>				
Construction plan review - hours	188	133	174	309
Residential lots approved	180	236	203	245
<b>Municipal income tax</b>				
Returns filed - individuals	15,217	15,146	14,757	14,387
Returns filed - other	2,222	2,169	2,199	2,149
<b>Park and recreation</b>				
Program participants	8,036	8,561	7,918	7,424
<b>Office of Older Adults</b>				
Meals-on-Wheels, meals served	10,927	12,021	10,551	10,590
Activities, participants	8,368	8,437	8,222	9,731
Transportation, riders	2,635	2,491	2,802	3,089
<b>Water</b>				
New connections	194	282	238	302
Average daily consumption (thousands of gallons)	2,056	2,190	2,102	2,117
Water suppliers	3	3	3	3
Water main breaks	40	23	26	53
<b>Waterw ater</b>				
Average daily flow treated (thousands of gallons)	6,170	4,585	5,712	5,890
Average daily flow treated from North Ridgeville City (thousands of gallons)	3,508	2,514	2,434	2,683 (b)
New taps - City	194	282	238	302

Source: Various City departments

(a) Position was vacant in 2009 and part of 2010.

(b) Volume decrease results, in part, from improvements made to remedy outside storm water infiltration.

N/A/V - not available

2007	2006	2005	2004	2003	2002
42,231	35,810	32,051	31,869	31,827	31,822
5,522	5,138	5,992	5,264	5,580	5,927
667	675	825	667	654	685
3.6	3.3	4.0	3.3	2.8	2.7
602	580	609	719	634	604
461	264	210	157	274	245
1,270	1,387	1,422	1,368	873	1,167
2,122	1,985	1,878	1,684	1,700	1,600
2,134	2,044	1,935	1,826	1,790	1,672
544	512	504	505	491	419
63	76	84	76	93	74
12	14	23	16	13	13
2,886	2,128	2,174	2,131	1,929	1,829
10,835	12,829	14,524	12,252	9,993	8,945
\$ 36,662	\$ 47,907	\$ 72,072	\$ 61,497	\$ 50,864	\$ 48,457
\$ 5,752	\$ 6,915	\$ 6,469	\$ 6,374	\$ 6,015	\$ 5,278
\$ 2,631	\$ 8,023	\$ 3,630	\$ 5,113	\$ 4,488	\$ 10,055
\$ 2,985	\$ 3,850	\$ 3,353	\$ 2,432	\$ 4,539	\$ 1,716
\$ 48,030	\$ 66,695	\$ 85,524	\$ 75,416	\$ 65,906	\$ 65,506
481	561	615	412	170	NAV
488	1,103	997	963	864	NAV
13,465	13,109	12,897	12,049	11,543	11,425
2,031	1,986	1,956	1,781	1,651	1,452
5,558	4,615	3,623	3,502	3,906	3,007
11,041	10,636	7,682	8,734	NAV	NAV
7,443	6,749	4,879	4,673	NAV	NAV
2,339	2,684	2,221	2,536	NAV	NAV
300	450	456	528	411	339
2,209	2,051	2,118	1,917	1,852	1,888
3	3	3	3	3	3
30	23	20	24	38	65
4,979 (b)	5,762	5,593	4,979	4,391	4,258
2,815 (b)	2,963	2,939	2,753	2,702	2,333
305	448	550	545	416	392

City of North Ridgeville, Ohio  
 Capital Asset Statistics by Function / Program  
 Last Ten Years

Function/Program	2011	2010	2009	2008
<b>Police</b>				
Police stations	1	1	1	1
Vehicles	51	43	54	44
<b>Fire / EMS</b>				
Fire / EMS stations	2	2	2	2
Fire vehicles	8	8	8	8
EMS vehicles	5	4	4	5
<b>Building department</b>				
Vehicles	7	7	7	7
<b>Engineering department</b>				
Vehicles	5	5	5	5
<b>Transportation</b>				
Streets (lane miles)	316	313	297	294
Storm sew ers (miles)	108	106	104	100
Service vehicles	41	37	39	40
<b>Parks and recreation</b>				
City parks	5	5	5	5
Acreage - parks	184	184	181	159
Buildings	5	5	4	4
Baseball / softball fields	13	13	13	13
Football fields	4	4	4	4
Soccer fields	6	6	6	6
<b>City Hall</b>				
City Hall	1	1	1	1
<b>Waterlines (miles)</b>				
Waterlines (miles)	127	126	125	123
<b>Wastew ater</b>				
Treatment plant	1	1	1	1
Sew erlines - City (miles)	121	120	119	115

Source: Various City departments

2007	2006	2005	2004	2003	2002
1	1	1	1	1	1
44	44	41	38	43	43
2	2	2	2	2	2
8	7	5	6	6	6
4	4	4	4	4	4
7	7	6	6	6	6
5	6	5	5	5	5
292	287	264	245	238	228
98	92	80	71	66	57
40	37	34	34	35	35
5	5	5	4	4	4
159	159	159	92	92	92
3	3	3	3	3	3
13	13	13	13	13	13
4	4	4	4	4	4
6	6	6	6	6	6
1	1	1	1	1	1
121	120	114	106	99	98
1	1	1	1	1	1
113	112	106	95	91	89

Front cover portrays the City's first fire truck, a 1931 Buffalo, and first ladder truck, a 1998 E-1, with "Olde Town Hall" in the background.



Back of cover.

*City of* **North Ridgeville, Ohio**

7307 AVON BELDEN ROAD NORTH RIDGEVILLE, OHIO 44039  
PHONE: 440.353.0851 [www.NRIDGEVILLE.ORG](http://www.NRIDGEVILLE.ORG)



# Dave Yost • Auditor of State

**CITY OF NORTH RIDGEVILLE**

**LORAIN COUNTY**

**CLERK'S CERTIFICATION**

**This is a true and correct copy of the report which is required to be filed in the Office of the Auditor of State pursuant to Section 117.26, Revised Code, and which is filed in Columbus, Ohio.**

*Susan Babbitt*

**CLERK OF THE BUREAU**

**CERTIFIED  
JULY 10, 2012**