

## **City of Sidney, Ohio**

Reports on Internal Controls and Compliance  
and Schedule of Expenditures of Federal Awards  
For the Year Ended December 31, 2011





# Dave Yost • Auditor of State

Members of Council  
City of Sidney  
201 West Poplar Street  
Sidney, Ohio 45365

We have reviewed the *Independent Auditor's Report* of the City of Sidney, Shelby County, prepared by Clark, Schaefer, Hackett & Co., for the audit period January 1, 2011 through December 31, 2011. Based upon this review, we have accepted these reports in lieu of the audit required by Section 117.11, Revised Code. The Auditor of State did not audit the accompanying financial statements and, accordingly, we are unable to express, and do not express an opinion on them.

Our review was made in reference to the applicable sections of legislative criteria, as reflected by the Ohio Constitution, and the Revised Code, policies, procedures and guidelines of the Auditor of State, regulations and grant requirements. The City of Sidney is responsible for compliance with these laws and regulations.

A handwritten signature in cursive script that reads "Dave Yost".

Dave Yost  
Auditor of State

September 4, 2012

**This page intentionally left blank.**

**TABLE OF CONTENTS**

Report on Internal Control over Financial Reporting and on Compliance  
and Other Matters Based on an Audit of Financial Statements Performed  
in Accordance with *Government Auditing Standards*.....1 – 2

Report on Compliance with Requirements That Could Have a Direct and  
Material Effect on Each Major Program and on Internal Control Over Compliance  
in Accordance with OMB *Circular A-133* ..... 3 – 4

Schedule of Expenditures of Federal Awards.....5

Schedule of Findings and Questioned Costs.....6

**This page intentionally left blank.**

**REPORT ON INTERNAL CONTROL OVER FINANCIAL REPORTING AND ON COMPLIANCE  
AND OTHER MATTERS BASED ON AN AUDIT OF FINANCIAL STATEMENTS PERFORMED IN  
ACCORDANCE WITH GOVERNMENT AUDITING STANDARDS**

City Council  
City of Sidney  
201 W Poplar Street  
Sidney, Ohio 45365

We have audited the financial statements of the governmental activities, the business-type activities, each major fund, and the aggregate remaining fund information of the City of Sidney, Ohio (the City) as of and for the year ended December 31, 2011, which collectively comprise the City's basic financial statements and have issued our report thereon dated June 25, 2012, wherein we noted the City adopted the provisions of Governmental Accounting Standards Board Statement No. 54, *Fund Balance Reporting and Governmental Fund Type Definitions*. We conducted our audit in accordance with auditing standards generally accepted in the United States of America and the standards applicable to financial audits contained in *Government Auditing Standards*, issued by the Comptroller General of the United States.

Internal Control Over Financial Reporting

Management of the City is responsible for establishing and maintaining effective internal control over financial reporting. In planning and performing our audit, we considered the City's internal control over financial reporting as a basis for designing our audit procedures for the purpose of expressing our opinions on the financial statements, but not for the purpose of expressing an opinion on the effectiveness of the City's internal control over financial reporting. Accordingly, we do not express an opinion on the effectiveness of the City's internal control over financial reporting.

A deficiency in internal control exists when the design or operation of a control does not allow management or employees, in the normal course of performing their assigned functions, to prevent, or detect and correct misstatements on a timely basis. A material weakness is a deficiency, or a combination of deficiencies, in internal control such that there is a reasonable possibility that a material misstatement of the entity's financial statements will not be prevented, or detected and corrected on a timely basis.

Our consideration of internal control over financial reporting was for the limited purpose described in the first paragraph of this section and was not designed to identify all deficiencies in internal control over financial reporting that might be deficiencies, significant deficiencies, or material weaknesses. We did not identify any deficiencies in internal control over financial reporting that we consider to be material weaknesses, as defined above.

2525 north limestone street, ste. 103  
springfield, oh 45503

www.cshco.com  
p. 937.399.2000  
f. 937.399.5433

### Compliance and Other Matters

As part of obtaining reasonable assurance about whether the City's financial statements are free of material misstatement, we performed tests of its compliance with certain provisions of laws, regulations, contracts and grant agreements, noncompliance with which could have a direct and material effect on the determination of financial statement amounts. However, providing an opinion on compliance with those provisions was not an objective of our audit, and accordingly, we do not express such an opinion. The results of our tests disclosed no instances of noncompliance or other matters that are required to be reported under *Government Auditing Standards*.

We noted a certain matter that we reported to management of the Authority in a separate letter dated June 25, 2012.

This report is intended solely for the information and use of the City Council, management, Auditor of State of Ohio and federal awarding agencies and pass-through entities, and is not intended to be and should not be used by anyone other than these specified parties.

*Clark, Schaefer, Hackett & Co.*

Springfield, Ohio  
June 25, 2012



**REPORT ON COMPLIANCE WITH REQUIREMENTS THAT COULD HAVE A DIRECT AND MATERIAL EFFECT ON EACH MAJOR PROGRAM AND ON INTERNAL CONTROL OVER COMPLIANCE IN ACCORDANCE WITH OMB CIRCULAR A-133**

City Council  
City of Sidney  
201 West Poplar Street  
Sidney, Ohio 45365

Compliance

We have audited the City of Sidney, Ohio (the City) compliance with the types of compliance requirements described in the *U.S. Office of Management and Budget (OMB) Circular A-133 Compliance Supplement* that could have a direct and material effect on each of its major federal programs for the year ended December 31, 2011. The City's major federal programs are identified in the summary of auditor's results section of the accompanying schedule of findings. Compliance with the requirements of laws, regulations, contracts and grants applicable to each of its major federal programs is the responsibility of the City's management. Our responsibility is to express an opinion on the City's compliance based on our audit.

We conducted our audit of compliance in accordance with auditing standards generally accepted in the United States of America; the standards applicable to financial audits contained in *Government Auditing Standards*, issued by the Comptroller General of the United States; and OMB Circular A-133, *Audits of States, Local Governments and Non-Profit Organizations*. Those standards and OMB Circular A-133 require that we plan and perform the audit to obtain reasonable assurance about whether noncompliance with the types of compliance requirements referred to above that could have a direct and material effect on a major federal program occurred. An audit includes examining, on a test basis, evidence about the City's compliance with those requirements and performing such other procedures as we considered necessary in the circumstances. We believe that our audit provides a reasonable basis for our opinion. Our audit does not provide a legal determination of the City's compliance with those requirements.

In our opinion, the City complied, in all material respects, with the compliance requirements referred to above that could have a direct and material effect on each of its major federal programs for the year ended December 31, 2011

Internal Control Over Compliance

Management of the City is responsible for establishing and maintaining effective internal control over compliance with the requirements of laws, regulations, contracts, and grants applicable to federal programs. In planning and performing our audit, we considered the City's internal control over compliance with the requirements that could have a direct and material effect on a major federal program to determine the auditing procedures for the purpose of expressing our opinion on compliance and to test and report on internal control over compliance in accordance with OMB Circular A-133, but not for the purpose of expressing an opinion on the effectiveness of internal control over compliance. Accordingly, we do not express an opinion on the effectiveness of City's internal control over compliance.

2525 north limestone street, ste. 103  
springfield, oh 45503

www.cshco.com  
p. 937.399.2000  
f. 937.399.5433

A deficiency in internal control over compliance exists when the design or operation of a control over compliance does not allow management or employees, in the normal course of performing their assigned functions, to prevent, or detect and correct, noncompliance with a type of compliance requirement of a federal program on a timely basis. A material weakness in internal control over compliance is a deficiency, or combination of deficiencies, in internal control over compliance, such that there is a reasonable possibility that material noncompliance with a type of compliance requirement of a federal program will not be prevented, or detected and corrected, on a timely basis.

Our consideration of internal control over compliance was for the limited purpose described in the first paragraph of this section and was not designed to identify all deficiencies in internal control over compliance that might be deficiencies, significant deficiencies, or material weaknesses. We did not identify any deficiencies in internal control over compliance that we consider to be material weaknesses, as defined above.

#### Schedule of Federal Awards

We have audited the financial statements of the governmental activities, the business-type activities, each major fund, and the aggregate remaining fund information of the City as of and for the year ended December 31, 2011, and have issued our report thereon date June 25, 2012, which contained unqualified opinions on those financial statements and wherein we noted the City adopted the provisions of the Governmental Accounting Standards Board Statement No. 54, *Fund Balance Reporting and Governmental Fund Type Definitions*. Our audit was performed for the purpose of forming opinions on the basic financial statements as a whole. The accompanying schedule of expenditures of federal awards is presented for the purpose of additional analysis as required by U.S. Office of Management and Budget Circular A-133, *Audits of States, Local Governments, and Non-Profit Organizations*, and is not a required part of the basic financial statements. Such information is the responsibility of management and was derived from and relates directly to the underlying accounting and other records used to prepare the financial statements. The information has been subjected to the auditing procedures applied in the audit of the basic financial statements and certain additional procedures, including comparing and reconciling such information directly to the underlying accounting and other records used to prepare the financial statements or the financial statements themselves, and other additional procedures in accordance with auditing standards generally accepted in the United States of America. In our opinion the information is fairly stated in all material respects in relation to the basic financial statements taken as a whole.

This report is intended solely for the information and use of the City Council, management, Auditor of State of Ohio, and federal awarding agencies and pass-through entities, and is not intended to be and should not be used by anyone other than these specified parties.

*Clark, Schaefer, Hackett & Co.*

Springfield, Ohio  
June 25, 2012

<b>FEDERAL GRANTOR/SUB GRANTOR/PROGRAM TITLE</b>	<b>CFDA NUMBER</b>	<b>GRANT NUMBER</b>	<b>(A) FEDERAL DISBURSEMENTS</b>
<b>U.S. DEPARTMENT OF AGRICULTURE</b>			
<i>Passed through Ohio Department of Education and Ohio Department of Natural Resources</i>			
Summer Food Service Program for Children	10.559	N/A	\$ 18,086
Cooperative Forestry Assistance	10.664	09-DG-11420004-201	<u>5,795</u>
<b>Total U.S. Department of Agriculture</b>			<u>23,881</u>
<b>U.S. DEPARTMENT OF HOUSING AND URBAN DEVELOPMENT</b>			
<i>Passed through Office of Housing and Community Partnerships and Miami County Economic Development</i>			
Home Investment Partnerships Program	14.239	A-C-11-2DR-2	1,795
Home Investment Partnerships Program	14.239	A-C-09-2DR-2	<u>91,952</u>
<b>Total Home Investment Partnerships Program</b>			93,747
Community Development Block Grant/State's Program	14.228	A-C-11-2DR-1	17,370
Community Development Block Grant/State's Program	14.228	A-F-11-2DR-1	2,062
Community Development Block Grant/State's Program	14.228	A-F-10-2DR-1	80,336
Community Development Block Grant/State's Program	14.228	A-C-09-2DR-1	50,205
Community Development Block Grant/State's Program	14.228	A-F-09-2DR-1	<u>444</u>
(B) <b>Total Community Development Block Grant/State's Program</b>			150,417
Community Development Block Grant/Neighborhood Stabilization	14.228	A-C-09-2DR-1	<u>30,481</u>
<b>Total Community Development Block Grant</b>			<u>180,898</u>
<b>Total U.S. Department of Housing and Urban Development</b>			<u>274,645</u>
<b>U.S. DEPARTMENT OF TRANSPORTATION</b>			
Airport Improvement Program	20.106	3-39-0071-1511	111,685
Airport Improvement Program	20.106	3-39-0071-1309	4,421
Airport Improvement Program	20.106	3-39-0071-1410	958
Airport Improvement Program	20.106	3-39-0071-1209	<u>9,985</u>
<b>Total Airport Improvement Program</b>			127,049
<i>Passed through Ohio Department of Transportation</i>			
Formula Grants for Other Than Urbanized Area	20.509	RPT-0075-031-112	132,528
Formula Grants for Other Than Urbanized Area	20.509	RPT-4075-029-111	303,114
Formula Grants for Other Than Urbanized Area	20.509	RPT-7000-029-091	<u>367</u>
<b>Total Grant for Other Urbanized Areas</b>			<u>436,009</u>
<b>Total U.S. Department of Transportation</b>			<u>563,058</u>
<b>U.S. ENVIRONMENTAL PROTECTION AGENCY</b>			
Brownfield Assessment and Cleanup Cooperative Agreement	66.818	BF-00E00365	<u>89,604</u>
<b>Total U.S. Environmental Protection Agency</b>			<u>89,604</u>
<b>U.S. DEPARTMENT OF HEALTH &amp; HUMAN SERVICES</b>			
<i>Passed through Area Agency on Aging, PSA 2</i>			
Support Services	93.044	N/A	<u>7,907</u>
<b>Total U.S. Department of Health &amp; Human Services</b>			7,907
<b>U.S. DEPARTMENT OF FEDERAL HIGHWAY ADMINISTRATION</b>			
<i>Passed through Ohio Department of Transportation and Ohio Department of Natural Resources</i>			
Highway Planning and Construction Cluster			
Highway Improvement Program	20.205	85324	1,842,366
Highway Improvement Program	20.205	81421	353,592
Highway Improvement Program	20.205	83360	<u>7,892</u>
<b>Total Highway Improvement Program</b>			<u>2,203,850</u>
Recreational Trails Program	20.219	RTT-2010-012	<u>150,000</u>
<b>Total Highway Planning and Construction Cluster</b>			<u>2,353,850</u>
<b>Total U.S. Department of Federal Highway Administration</b>			2,353,850
<b>U.S. DEPARTMENT OF HOMELAND SECURITY</b>			
<i>Passed through the Ohio Department of Public Safety</i>			
Assistance to Firefighters Grant	97.044	EMW-2009-FP-016333	<u>41,850</u>
<b>Total U.S. Department of Homeland Security</b>			41,850
<b>U.S. DEPARTMENT OF JUSTICE</b>			
Byrne Grant	16.738	2010-JG-LLE-5305	<u>7,938</u>
<b>Total U.S. Department of Justice</b>			<u>7,938</u>
<b>TOTAL EXPENDITURES OF FEDERAL AWARDS</b>			<u>\$ 3,362,733</u>

(A) This schedule is prepared on the cash basis of accounting

(B) The City received in \$7,034 in repayment of revolving loan funds in the year ended December 31, 2011.

**Section I – Summary of Auditors’ Results**

Financial Statements

Type of auditors’ report issued:	Unqualified
Internal control over financial reporting:	
• Material weakness(es) identified?	None noted
• Significant deficiency(ies) identified not considered to be material weakness(es)?	None noted
Noncompliance material to financial statements noted?	None noted

Federal Awards

Internal control over major programs:	
• Material weakness(es) identified?	None noted
• Significant deficiency(ies) identified not considered to be material weakness(es)?	None noted
Type of auditors’ report issued on compliance for major programs:	Unqualified
Any audit findings that are required to be reported in accordance with 510(a) of Circular A-133?	None noted
Identification of major programs:	
Highway Planning and Construction Cluster: CFDA 20.205 – Highway Improvement Program CFDA 20.219 – Recreational Trails Program	
Dollar threshold to distinguish between Type A and Type B programs:	\$300,000
Auditee qualified as low-risk auditee?	Yes

**Section II – Financial Statement Findings**

None noted

**Section III – Federal Awards Findings and Questioned Costs**

None noted

**Section IV – Summary of Prior Audit Findings and Questioned Costs**

None noted

City of Sidney, Ohio  
Comprehensive Annual Financial Report  
Year Ended December 31, 2011



Prepared by:  
Finance Department  
Ginger S. Adams, CPA, Finance Officer

**This page intentionally left blank.**

City of Sidney



Ohio

**City of Sidney**  
**Comprehensive Annual Financial Report**  
**Table of Contents**  
**For the Year Ended December 31, 2011**

Page

<b>I. INTRODUCTORY SECTION</b>	
A. LIST OF PRINCIPAL OFFICIALS	i
B. LETTER OF TRANSMITTAL	ii – ix
C. CITY ORGANIZATIONAL CHART	x
D. CERTIFICATE OF ACHIEVEMENT FOR EXCELLENCE IN FINANCIAL REPORTING	xi
<b>II. FINANCIAL SECTION</b>	
A. INDEPENDENT AUDITORS' REPORT	1-2
B. MANAGEMENT'S DISCUSSION AND ANALYSIS	3-13
C. BASIC FINANCIAL STATEMENTS	
<i><u>Government-wide Financial Statements</u></i>	
Statement of Net Assets	14
Statement of Activities	15
<i><u>Fund Statements</u></i>	
Balance Sheet – Governmental Funds	16-17
Statement of Revenues, Expenditures and Changes in Fund Balances – Governmental Funds	18-19
Balance Sheet – Proprietary Funds	20
Statement of Revenues, Expenses and Changes in Fund Net Assets – Proprietary Funds	21
Statement of Cash Flows – Proprietary Funds	22
Statement of Fiduciary Net Assets – Fiduciary Funds	23
<i><u>Notes to the Basic Financial Statements</u></i>	24-46



**City of Sidney**  
**Comprehensive Annual Financial Report**  
**Table of Contents**  
**For the Year Ended December 31, 2011**

	<u>Page</u>
D. REQUIRED SUPPLEMENTARY INFORMATION	
Schedule of Revenues, Expenditures and Changes in Fund Balances – Budget and Actual – Budgetary (Non-GAAP) Basis – General Fund	47
Schedule of Revenues, Expenditures and Changes in Fund Balances – Budget and Actual – Budgetary (Non-GAAP) Basis – Street Repair & Maintenance Fund	48
Notes to the Required Supplementary Information	49-50
E. SUPPLEMENTAL SECTION	
<u>Fund Descriptions</u>	51-54
<u>Combining Statements – Non-Major Funds:</u>	
Combining Balance Sheet – Non-major Governmental Funds	55
Combining Statement of Revenues, Expenditures and Changes in Fund Balances – Non-major Governmental Funds	56
Combining Balance Sheet – Non-major Special Revenue Funds	57-60
Combining Statement of Revenues, Expenditures and Changes in Fund Balances – Non-major Special Revenue Funds	61-64
Combining Balance Sheet – Non-major Enterprise Funds	65
Combining Statement of Revenues, Expenses and Changes in Fund Net Assets– Non-major Enterprise Funds	66
Combining Statement of Cash Flows – Non-major Enterprise Funds	67
Combining Balance Sheet – Internal Service Funds	68
Combining Statement of Revenues, Expenses and Changes in Fund Net Assets– Internal Service Funds	69
Combining Statement of Cash Flows – Internal Service Funds	70
Combining Statement of Fiduciary Net Assets– Fiduciary Funds	71
Combining Statement of Changes in Assets and Liabilities – Fiduciary Funds	72

Budget-to-Actual Schedules – General Fund

**City of Sidney**  
**Comprehensive Annual Financial Report**  
**Table of Contents**  
**For the Year Ended December 31, 2011**

<u>Page</u>	
74-76	Schedule of Revenues, Expenditures and Changes in Fund Balances – Budget and Actual – Budgetary (Non-GAAP) Basis – At Legal Level of Budgetary Control - General Fund
<b><u>Budget-to-Actual Schedules – Special Revenue Funds</u></b>	
78	Schedule of Revenues, Expenditures and Changes in Fund Balances – Budget and Actual – Budgetary (Non-GAAP) Basis – At Legal Level of Budgetary Control – Street Repair & Maintenance Fund
79	Schedule of Revenues, Expenditures and Changes in Fund Balances – Budget and Actual – Budgetary (Non-GAAP) Basis – At Legal Level of Budgetary Control – State Highway Fund
79	Schedule of Revenues, Expenditures and Changes in Fund Balances – Budget and Actual – Budgetary (Non-GAAP) Basis – At Legal Level of Budgetary Control – County Auto License Fund
80	Schedule of Revenues, Expenditures and Changes in Fund Balances – Budget and Actual – Budgetary (Non-GAAP) Basis – At Legal Level of Budgetary Control – Convention & Visitors’ Bureau Fund
80	Schedule of Revenues, Expenditures and Changes in Fund Balances – Budget and Actual – Budgetary (Non-GAAP) Basis – At Legal Level of Budgetary Control – Parking Enforcement Fund
81	Schedule of Revenues, Expenditures and Changes in Fund Balances – Budget and Actual – Budgetary (Non-GAAP) Basis – At Legal Level of Budgetary Control – Drug Law Enforcement Fund
81	Schedule of Revenues, Expenditures and Changes in Fund Balances – Budget and Actual – Budgetary (Non-GAAP) Basis – At Legal Level of Budgetary Control – Law Enforcement Fund
82	Schedule of Revenues, Expenditures and Changes in Fund Balances – Budget and Actual – Budgetary (Non-GAAP) Basis – At Legal Level of Budgetary Control – Indigent Driver Alcohol Treatment Fund

**City of Sidney**  
**Comprehensive Annual Financial Report**  
**Table of Contents**  
**For the Year Ended December 31, 2011**

	<u>Page</u>
Schedule of Revenues, Expenditures and Changes in Fund Balances – Budget and Actual – Budgetary (Non-GAAP) Basis – At Legal Level of Budgetary Control – Enforcement & Education Fund	82
Schedule of Revenues, Expenditures and Changes in Fund Balances – Budget and Actual – Budgetary (Non-GAAP) Basis – At Legal Level of Budgetary Control – Health Department Building Lease Fund	83
Schedule of Revenues, Expenditures and Changes in Fund Balances – Budget and Actual – Budgetary (Non-GAAP) Basis – At Legal Level of Budgetary Control – F.E.M.A. Grant Fund	83
Schedule of Revenues, Expenditures and Changes in Fund Balances – Budget and Actual – Budgetary (Non-GAAP) Basis – At Legal Level of Budgetary Control – Probation Grant Fund	84
Schedule of Revenues, Expenditures and Changes in Fund Balances – Budget and Actual – Budgetary (Non-GAAP) Basis – At Legal Level of Budgetary Control – Municipal Court Special Projects Fund	84
Schedule of Revenues, Expenditures and Changes in Fund Balances – Budget and Actual – Budgetary (Non-GAAP) Basis – At Legal Level of Budgetary Control – Indigent Driver Interlock & Alcohol Monitoring Fund	85
Schedule of Revenues, Expenditures and Changes in Fund Balances – Budget and Actual – Budgetary (Non-GAAP) Basis – At Legal Level of Budgetary Control – Municipal Court Computer Fund	86
Schedule of Revenues, Expenditures and Changes in Fund Balances – Budget and Actual – Budgetary (Non-GAAP) Basis – At Legal Level of Budgetary Control – Cemetery Fund	87
Schedule of Revenues, Expenditures and Changes in Fund Balances – Budget and Actual – Budgetary (Non-GAAP) Basis – At Legal Level of Budgetary Control – Cemetery Maintenance Fund	88
Schedule of Revenues, Expenditures and Changes in Fund Balances – Budget and Actual – Budgetary (Non-GAAP) Basis – At Legal Level of Budgetary Control – Mausoleum Maintenance Fund	88
Schedule of Revenues, Expenditures and Changes in Fund Balances – Budget and Actual – Budgetary (Non-GAAP) Basis – At Legal Level of Budgetary Control – C.D.B.G. Fund	89

**City of Sidney**  
**Comprehensive Annual Financial Report**  
**Table of Contents**  
**For the Year Ended December 31, 2011**

	<u>Page</u>
Schedule of Revenues, Expenditures and Changes in Fund Balances – Budget and Actual – Budgetary (Non-GAAP) Basis – At Legal Level of Budgetary Control – C.D.B.G. Revolving Loan Fund	89
Schedule of Revenues, Expenditures and Changes in Fund Balances – Budget and Actual – Budgetary (Non-GAAP) Basis – At Legal Level of Budgetary Control – C.D.B.G. Program Income Fund	90
Schedule of Revenues, Expenditures and Changes in Fund Balances – Budget and Actual – Budgetary (Non-GAAP) Basis – At Legal Level of Budgetary Control – H.O.M.E. Program Income Fund	90
Schedule of Revenues, Expenditures and Changes in Fund Balances – Budget and Actual – Budgetary (Non-GAAP) Basis – At Legal Level of Budgetary Control – Neighborhood Stabilization Program Grant Fund	91
Schedule of Revenues, Expenditures and Changes in Fund Balances – Budget and Actual – Budgetary (Non-GAAP) Basis – At Legal Level of Budgetary Control – E-911 Wireless Fund	91
Schedule of Revenues, Expenditures and Changes in Fund Balances – Budget and Actual – Budgetary (Non-GAAP) Basis – At Legal Level of Budgetary Control – Fire Loss Security Fund	92
Schedule of Revenues, Expenditures and Changes in Fund Balances – Budget and Actual – Budgetary (Non-GAAP) Basis – At Legal Level of Budgetary Control – CRA Fund	92
Schedule of Revenues, Expenditures and Changes in Fund Balances – Budget and Actual – Budgetary (Non-GAAP) Basis – At Legal Level of Budgetary Control – TIF-Kuther Road Fund	93
Schedule of Revenues, Expenditures and Changes in Fund Balances – Budget and Actual – Budgetary (Non-GAAP) Basis – At Legal Level of Budgetary Control – TIF-Menards Fund	93
Schedule of Revenues, Expenditures and Changes in Fund Balances – Budget and Actual – Budgetary (Non-GAAP) Basis – At Legal Level of Budgetary Control – TIF-Echo Fund	94

**City of Sidney**  
**Comprehensive Annual Financial Report**  
**Table of Contents**  
**For the Year Ended December 31, 2011**

**Page**

***Budget-to-Actual Schedules – Capital Projects Funds***

Schedule of Revenues, Expenditures and Changes in Fund Balances – Budget and Actual – Budgetary (Non-GAAP) Basis – At Legal Level of Budgetary Control – Capital Improvement Fund	96
Schedule of Revenues, Expenditures and Changes in Fund Balances – Budget and Actual – Budgetary (Non-GAAP) Basis – At Legal Level of Budgetary Control – Brookside Park Fund	97

**III STATISTICAL SECTION**

Narrative overview	99
Schedule 1 – Net Assets by Category – Last Ten Fiscal Years	101
Schedule 2 – Changes in Net Assets – Last Ten Fiscal Years	102-103
Schedule 3 – Fund Balances, Governmental Funds – Last Ten Fiscal Years	104
Schedule 4 – Changes in Fund Balances, Governmental Funds – Last Ten Fiscal Years	105
Schedule 5 – Income Tax by Payer Type and Income Tax Rate – Last Ten Fiscal Years	106
Schedule 6 – Ranking of Top Ten Income Tax Withholders, Current Year and Nine Years Ago	107
Schedule 7 – Ratios of Outstanding Debt by Type – Last Ten Fiscal Years	108
Schedule 8 – Ratios of Outstanding Debt and Legal Debt Margins – Last Ten Fiscal Years	109
Schedule 9 – Computation of Direct and Overlapping General Obligation Debt – December 31, 2009	110
Schedule 10 – Demographic and Economic Statistics – Last Ten Fiscal Years	111
Schedule 11 – Principal Employers – Current Year and Eight Years Ago	112

**City of Sidney**  
**Comprehensive Annual Financial Report**  
**Table of Contents**  
**For the Year Ended December 31, 2011**

**Page**

Schedule 12 – Full-Time Equivalent City Government Employees by Function – Last Ten Fiscal Years	113
Schedule 13 – Operating Indicators by Function / Program – Last Ten Fiscal Years	114
Schedule 14 – Capital Asset and Infrastructure Statistics by Function / Program – Last Ten Fiscal Years	115

**CITY OF SIDNEY, OHIO  
LIST OF PRINCIPAL OFFICIALS  
DECEMBER 31, 2011**

**CITY COUNCIL MEMBERS**

Michael Barhorst, Mayor

Martha Milligan, Vice-Mayor

Jeffrey Hewitt

Katie McMillan

Thomas Miller

Rufus "Rick" Sims

Steve Wagner

**INTERIM CITY MANAGER**

Thomas L. Judy

**LAW DIRECTOR**

Jeffrey Amick

**CITY CLERK**

Joyce Goubeaux

**SENIOR DIRECTORS**

Ginger Adams, CPA	Finance Officer
Chris Clark	Public Works Director
Barbara Dulworth	Community Services Director
Duane Gaier	Parks & Recreation Director
Kevin Gessler	Police Chief
Bradley Jones	Fire Chief



## **City of Sidney**

### **Letter of Transmittal for 2011 Comprehensive Annual Financial Report**

June 25, 2012

Honorable Mayor, Members of City Council and Citizens of the Sidney, Ohio:

The Comprehensive Annual Financial Report (CAFR) of the City of Sidney, Ohio for the year ended December 31, 2011, is hereby submitted for your review.

Ohio law requires that cities file their annual financial reports with the Ohio Auditor of State's office. Additionally, the Ohio Administrative Code requires that those reports be prepared pursuant to generally accepted accounting principles. The preparation of this CAFR represents the commitment of the City of Sidney to adhere to nationally recognized standards of excellence in financial reporting.

City of Sidney staff prepared all statements, schedules, and other presentations in this report. Management assumes full responsibility for the completeness and reliability of the information contained in this report, based on a comprehensive framework of internal control established for this purpose. Since the cost of internal control should not exceed anticipated benefits, the objective is to provide reasonable, rather than absolute, assurance that the financial statements are free of any material misstatements.

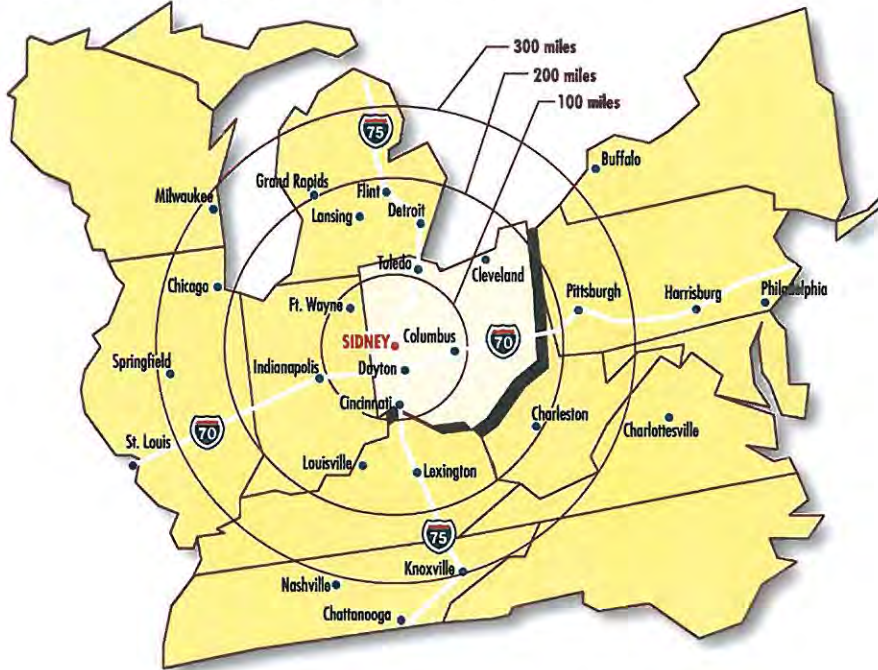
Management's Discussion and Analysis (MD&A) immediately follows the independent auditor's report and provides a narrative introduction, overview and analysis of the basic financial statements. MD&A complements this letter of transmittal and should be read in conjunction with it.

The independent accounting firm Clark, Schaefer, Hackett & Co. audited the basic financial statements of the City of Sidney that are included in this report. The financial statements have received an unqualified ("clean") opinion. The independent auditor's report is located at the front of the financial section of this report. The audit was also designed to meet the requirements of the Federal Single Audit Act and the related U.S. Office of Management and Budget's Circular A-133. The auditors' report on internal controls and compliance with applicable laws and regulations can be found in a separately issued single audit report.

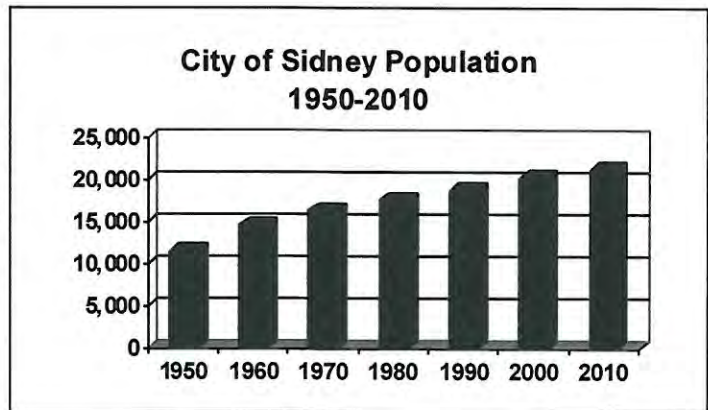


## THE CITY OF SIDNEY

The City of Sidney is a progressive, growing community located on Interstate 75 in west central Ohio, approximately 37 miles north of Dayton, 85 miles west of Columbus, 100 miles south of Toledo, and 120 miles east of Indianapolis. The City of Sidney is the county seat of Shelby County and is the only city within the county.



The City's population growth trend averaged 12.2% per decade from 1950 to 2000. The 2000 Census reported a total population of 20,211, an increase of 8.0% over the 1990 census. More recently, the 2010 Census indicated a population of 21,229, an increase of 5.0% from the 2000 census. The population estimate for 2011 is **XXXXX (to be released in June)**.



### Municipal Services and Facilities

The City is a total service community providing a broad range of services for the citizens of Sidney, including: police and fire protection; emergency medical / ambulance services; water treatment and distribution; sanitary sewer and waste water treatment services; storm water monitoring and management; street construction and maintenance; refuse / garbage collection and disposal; parks and recreation facilities and programs; operation and maintenance of a municipal cemetery; operation and maintenance of a municipal airport; and operation and maintenance of a county-wide transit system.

## **Governmental Organization**

In 1954, the voters of Sidney adopted a charter and approved a council-manager form of government. Accordingly, the City may exercise all powers of local self-government under the Ohio Constitution to the extent not in conflict with applicable general laws of the State. This form of “home rule” provides a great measure of local administrative and legislative control and efficiencies while maintaining direct participation by the residents of the community.

The legislative authority of the City is vested in a seven-member Council. Three members are elected at large and four represent specific wards of the City. Council members are elected to over-lapping four-year terms. The Council enacts legislation to provide for City services, adopts budgets, levies taxes, borrows money, licenses and regulates businesses and trades, and performs such other duties consistent with the Charter. The presiding officer of the Council is the Mayor, who is a member of Council. The Mayor is elected to that position by a vote of the Council members. Council positions, including the Mayor, are part-time positions. The chief executive and administrative officer of the City is the City Manager, who is appointed for an indefinite term and serves at the pleasure of Council.

## **Budgetary Controls**

City Council adopts an annual budget for all funds and approves subsequent amendments to that budget as needed. The annual budget serves as the foundation for the City’s financial control. The “legal level of control” is the level of detail as approved by Council in its appropriation ordinances. Total expenditures and encumbrances cannot exceed the amount approved by Council at the legal level of control. Legal level of control for the City of Sidney is based on object of expenditure for each department as follows: 1) Personal Services and 2) Contractual, Materials and Other.

As a budgetary control, a purchasing control system is maintained which generally requires that an applicable appropriation be encumbered, or reserved, before a purchase may be made or a contract executed.

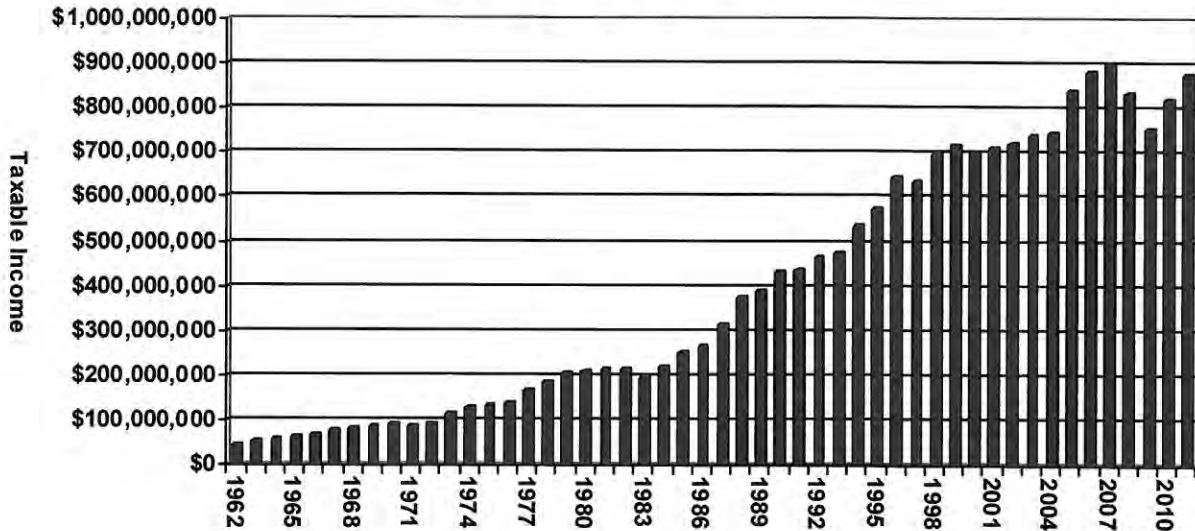
## **ECONOMIC CONDITIONS AND OUTLOOK**

### **Economic Environment - Historically**

Sidney’s history as a strong industrial center is rooted in its strategic location. The construction of the Miami-Erie Canal between 1825 and 1837 connected Sidney with the major trade centers in Ohio to the north and south. The need for labor to construct the canals provided an influx of settlers to the area. The opening of the canal in 1837 brought an increase in regional trade and the first significant period of economic growth in Sidney. As the influence of the canal declined, railroads emerged. East-west rail began to be laid in Sidney in 1851, followed by north-south rail in 1856. The rail system offered a more rapid and economical means of transport for goods and passengers, further enhancing growth in Sidney. Sidney is still served by these railroad lines today. The construction of I-75 through Sidney in 1962 was another major event in the City’s development. Creating a transportation link between Michigan and Florida, the interstate sparked an inflow of automobile-related factories, as well as warehouse and distribution facilities. Today, Sidney has four interchanges on Interstate 75, providing quick and convenient access for both commercial and industrial users.

The local economy grew at a robust pace from 1962 through 1999, reflected by an average growth rate in the City of Sidney income tax base of 8.0% per year. Even though the growth rate slowed somewhat over the years, it still averaged 6.6% growth per year from 1990 through 1999.

**City of Sidney Income Tax  
Taxable Income 1962-2011**



After 1999, the City began to experience an economic slowdown. There was a “bounce back” year of considerable growth in 2005 with an increase in taxable income of 12.7%. However, the most recent recession resulted in the loss of nearly 20% of the City’s tax base from 2007 to 2009. Average growth for the decade ended December 31, 2009 was 0.35%.

In 2010, there was a partial rebound as the City’s income tax base grew 10.7% over 2009. This increase was entirely due to growth in the taxable net profits of the City’s businesses, while elevated unemployment rates hampered the taxable income of Sidney’s employees. In 2011, the City’s income tax base grew about 6.4% over 2010 levels. Similar to 2010 results, this improvement was driven primarily by growth in the taxable net profits of the City’s businesses.

**2011 Economic Activity and Outlook for the Future**

Sidney is a City with fundamental strengths – interstate highway location, a large and diverse industrial foundation, stable political environment, long-term close relationship between City government and the private sector, developable land, and capacity to provide services as the City grows.

The City of Sidney has a strong industrial base that is diversified and not dependent upon one sector of the economy. The ten largest employers operating within the City in 2011 were:

<u>Employer</u>	<u>Primary Business</u>	<u>Ave. no. of employees</u>
Emerson Climate Technologies (formerly Copeland Corporation)	Air compressor manufacturing	1,595
Wilson Memorial Hospital	Acute care facility	842
NK Parts Industries	Test, assemble, and ship auto parts	473
Sidney Board of Education	Public education	397
Cargill, Inc.	Soybean refining, meal & oil	381
Holloway Sportswear	Sportswear and jackets	366
Freshway Foods	Processor of fresh foods	360
Superior Metal / American Trim	Auto and appliance stampings	335
Ross Castings & Aluminum	Producer of aluminum castings	306
Wal-Mart Supercenter	Retail store	283

Source: *West Ohio Development Council*

In addition, a Honda of America Mfg., Inc. auto engine plant with approximately 2,400 employees is located just eight miles outside of the City. It significantly benefits the City's industrial, commercial, residential and income tax bases.

To encourage further economic growth, the City has reserved vacant acreage considered choice industrial sites in an Industrial Zoning Classification. These sites generally have all utilities within connection distance.

According to Labor Department statistics, Shelby County realizes a net gain of 5,587 workers on a daily basis. While Sidney and Shelby County import a significant portion of their workers, surrounding counties export workers. Miami County sustains a net loss of 5,421 workers per day, Darke County loses 5,432 workers, and Auglaize County loses a net 2,123 workers each day.

Based on a 2012 City of Troy survey that rated certain Quality of Life Costs in Southwest Ohio communities, Sidney ranked the *lowest cost* out of 34 area cities. "Quality of Life Costs" ranked in this survey included such expenses as household property & income taxes; refuse, storm water and license plate fees; and water and sewer costs. Tipp City conducted a similar study in 2009 and Sidney ranked the *lowest cost* city when compared to 27 area cities.

Sidney's utility rates compare very favorably with area communities. Based on the City of Oakwood's 2012 survey of 63 area communities, Sidney's combined water and sewer was 5<sup>th</sup> lowest, coming in at 29% below survey average, 21% less than neighboring City of Troy and 35% less than neighboring City of Piqua.

Another factor that contributes to the growth and stability in Sidney is a spirit of cooperation between the public and private sectors. The West Ohio Development Council (WODC) is a non-profit corporation organized to create more employment opportunities and retain the existing employment base in the Sidney and Shelby County area.

The City works to promote and encourage economic development. The City makes available a Municipal Job Creation Income Tax Credit program. Where appropriate, the City utilizes tax increment financing (TIF) as an economic development tool to help grow our

community. The City's first TIF arrangement, entered into during 2006, opened up approximately 43 acres on the west end of the City for commercial development. The TIF arrangement is an economic development tool that, in this case, financed the elimination of the sewer pump station at the corner of Vandemark Road and Fair Road and the construction of a 24" extension of the Southwest Sanitary Sewer Interceptor. In 2007, the City arranged its second TIF arrangement to finance the construction of water and sewer infrastructure that not only allowed an area manufacturer to relocate its operations within the City, but also opened up an additional 290 acres for possible future industrial development. In 2009, another TIF arrangement was approved to finance future construction of public infrastructure to serve the Echo Business Center subdivision located on Vandemark Road.

### **Focuses on Long-Term Planning and Financial Policies**

The City Council and staff of the City of Sidney are committed to making financial decisions based on a long-term perspective and rooted in sound financial policies. City Council has adopted a comprehensive set of financial policies covering subjects such as fund balance reserves, debt, user charge coverage, and budget-balancing strategies. Council and staff review these policies each year. Those policies act as guardrails around the decisions made by staff and Council. One very important such policy is that the City will maintain a long-term focus in its financial planning activities. Toward that end, City Council adopts an annual update to a five-year capital and operating financial plan.

The product of the five-year plan is a set of strategies for maintaining financial stability and compliance with our financial policies. The City has used this planning process to make early identification of financial trends and timely implementation of financial strategies to counteract the impact of recent economic difficulties. Due to recent economic conditions, the City has begun to update the five-year financial plan more often than annually in order to make mid-year budget adjustments as necessary. The goal is to make timely expenditure reductions as necessary to maintain fiscal stability for now and the future.

### **Major Initiatives**

#### **For the Year and the Future:**

- In order to balance the State of Ohio's budget shortfall for the biennial period from July 2011 to June 2013, the State's budget included a reduction of Local Government Fund distributions to Ohio municipalities of 25% for the period from July 2011 to June 2012, followed by another 25% reduction effective July 2012. The State also eliminated the estate tax effective 2013. Finally, the State's budget bill effectively eliminated in 2012 the State's reimbursement of tangible personal property tax to Sidney, which was to have continued through 2018. All told, the recently approved State of Ohio budget reduced the City of Sidney's operating revenue by approximately \$360,000 in 2011 and is expected to reduce Sidney's operating revenue by nearly \$3.5 million over the next five years (2012-2016).
- Given the uncertainty of future income tax levels and local government distributions, the City will continue the following budget strategies:
  - *Reducing the workforce through attrition and targeted reductions.* The City's 2012-2016 Five-Year Financial Plan reflects a 14% reduction in total staffing from 243 full-time equivalents (FTEs) in 2008 to 210 FTEs in 2011. Since 2008, there has been a reduction of 27 seasonal/part-time positions (approximately 8 FTEs) and 25 full-time positions. The reductions have been accomplished through attrition of full-time positions, reductions in seasonal labor, layoffs of

some part-time personnel, and an abolishment of four positions following the reorganization of the Engineering Division.

- The expectation is that most vacated positions will remain vacant in the foreseeable future.
  - The City's 2012-2016 Five-Year Financial Plan included four additional positions becoming vacant via attrition and remaining unfilled.
  - *Limited wage increases.* As wages and benefits are by far the City's largest operating cost, it is anticipated that, given current and expected revenue levels, employee wage increases will be minimal for the next five years.
  - *Deferral of maintenance, improvements and non-essential purchases.* Many vehicle and large purchases continue to be deferred until finances improve. This is an effective short-term strategy, but the benefit decreases over time as aging equipment becomes expensive to maintain.
- With the reconstruction of Wapakoneta Avenue from I-75 to Parkwood Street completed in early 2012, emphasis will shift to phase II of the reconstruction from Parkwood Street to Russell Road in 2013. The majority of this project is grant-funded.
  - Sidney has been put on notice by the Ohio Environmental Protection Agency (OEPA) that the City does not comply with OEPA regulations and that considerable capital improvements will need to be made to the wastewater treatment plant and sewer collection system to avoid potential fines and barriers to development. An engineering study is underway in 2012 to develop a plan to achieve compliance. If such capital improvements are necessary, then sewer utility rates and fees will likely be increased in the future in order to be able to pay the debt service requirements.
  - The funding of the new Water Source Reserve Fund began in 2007 with an initial infusion of \$300,000. Since then, another \$1 million has been placed into the Water Source Reserve Fund by transferring cash from the Water Fund. The intent is to build a reserve that can then be used to pay debt service on the long-term bonding of the new water source project in 2018. The water source property acquisition is expected to be finalized in 2012 with funding provided by lower cost Recovery Zone Economic Development bonds issued in late 2010. Council opted to postpone the design and construction phase of the project. The funding for the remainder of the project will likely be a combination of grant awards, if available, debt issuance and usage of the Water Source Reserve Fund. It may be necessary to increase water utility rates in the future in order to be able to pay the debt service requirements of such an extensive project.
  - To increase the air traffic flow to and from Sidney, the relocation and extension of a runway and other improvements at the Sidney Municipal Airport are planned. These improvements are contingent on federal funding.
  - Standard & Poor's acknowledged the City's "strong financial management policies" and upgraded the City's bond rating to AA in 2009. Standard & Poor's reaffirmed that rating in both 2010 and 2011. Considering recent economic times, this is a considerable achievement. City staff and Council are committed to making the financial adjustments necessary to maintain the strong financial position of the City.

#### **AWARDS**

*Certificate of Achievement for Excellence in Financial Reporting.* The Government Finance Officers Association of the United States and Canada (GFOA) awarded a Certificate of

Achievement for Excellence in Financial Reporting to the City of Sidney for its comprehensive annual financial report for the fiscal year ended December 31, 2010. In order to be awarded a Certificate of Achievement, a government must publish an easily readable and efficiently organized comprehensive annual financial report. This report must satisfy both accounting principles generally accepted in the United States of America and applicable legal requirements.

A Certificate of Achievement is valid for one year only. The City of Sidney has received the Certificate of Achievement for thirteen consecutive years. We believe that this comprehensive annual financial report for the year ended December 31, 2011 continues to meet the Certificate of Achievement Program's requirements and we will submit it to the GFOA to determine its eligibility for another certificate.

*Distinguished Budget Presentation Award.* The City received the GFOA's Distinguished Budget Presentation Award for its annual budget document for 2011, the thirteenth consecutive year the City has received this award. In order to qualify for the Distinguished Budget Presentation Award, the City's budget document was judged proficient in several categories, including as a policy document, a financial plan, an operations guide, and a communications device.

#### **ACKNOWLEDGEMENTS**

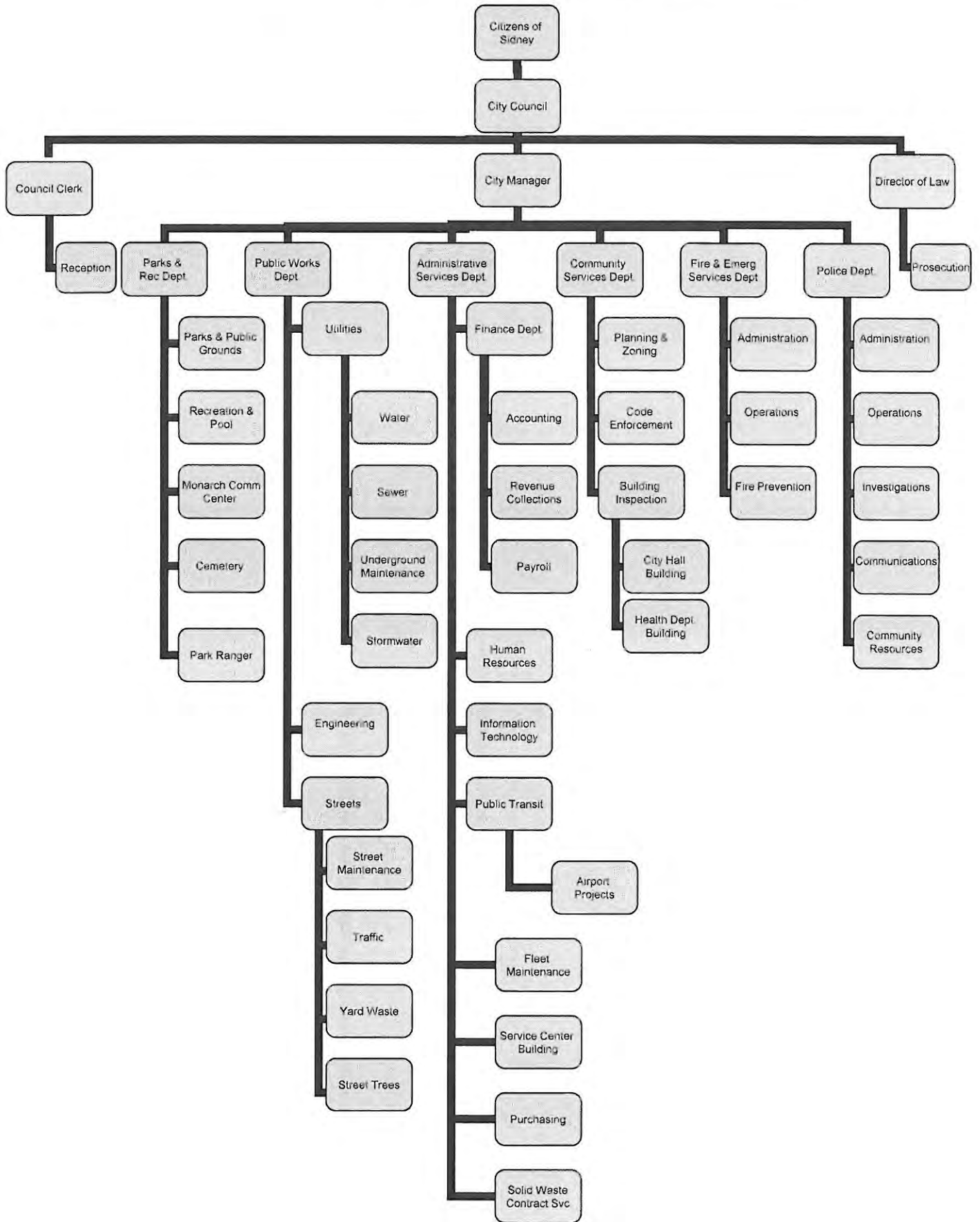
The preparation of this report was made possible by the efforts of the Finance Department staff, including Jennifer Wagner, Accountant, and Lori Rittenhouse, Account Clerk. Special recognition is extended to Assistant Finance Officer Renee DuLaney, CPA, for her skillful preparation of the financial statements. Our sincere appreciation is extended to all members of the City of Sidney staff, whose efforts have made this report possible.

Finally, special thanks are extended to Mayor Michael Barhorst and all City Council members whose support enables the City of Sidney to strive for excellence in its financial reporting and to maintain high standards of financial integrity.

Respectfully submitted,

Ginger S. Adams, CPA  
Finance Officer

CITY OF SIDNEY, OHIO ORGANIZATION CHART AS OF JANUARY 1, 2012





# Certificate of Achievement for Excellence in Financial Reporting

Presented to

City of Sidney  
Ohio

For its Comprehensive Annual  
Financial Report  
for the Fiscal Year Ended  
December 31, 2010

A Certificate of Achievement for Excellence in Financial Reporting is presented by the Government Finance Officers Association of the United States and Canada to government units and public employee retirement systems whose comprehensive annual financial reports (CAFRs) achieve the highest standards in government accounting and financial reporting.



*Linda C. Sandson*

President

*Jeffrey R. Emer*

Executive Director

**This page intentionally left blank.**

## INDEPENDENT AUDITORS' REPORT

City Council  
City of Sidney  
201 West Poplar Street  
Sidney, Ohio 45365

We have audited the accompanying financial statements of the governmental activities, the business-type activities, each major fund, and the aggregate remaining fund information of the City of Sidney, Ohio (the City) as of and for the year ended December 31, 2011, which collectively comprise the City's basic financial statements as listed in the table of contents. These financial statements are the responsibility of the City's management. Our responsibility is to express opinions on these financial statements based on our audit.

We conducted our audit in accordance with auditing standards generally accepted in the United States of America and the standards applicable to financial audits contained in *Government Auditing Standards*, issued by the Comptroller General of the United States. Those standards require that we plan and perform the audit to obtain reasonable assurance about whether the financial statements are free of material misstatement. An audit includes examining, on a test basis, evidence supporting the amounts and disclosures in the financial statements. An audit also includes assessing the accounting principles used and significant estimates made by management, as well as evaluating the overall financial statement presentation. We believe that our audit provides a reasonable basis for our opinions.

In our opinion, the financial statements referred to above present fairly, in all material respects, the respective financial position of the governmental activities, the business-type activities, each major fund, and the aggregate remaining fund information of the City of Sidney, Ohio as of December 31, 2011, and the respective change in financial position and cash flows, where applicable, thereof for the year then ended in conformity with accounting principles generally accepted in the United States of America.

As described in Note 15, during the year ended December 31, 2011, the City adopted the provisions of Governmental Accounting Standards Board Statement No. 54, *Fund Balance Reporting and Governmental Fund Type Definitions*.

In accordance with *Government Auditing Standards*, we have also issued our report dated June 25, 2012 on our consideration of the City's internal control over financial reporting and on our tests of its compliance with certain provisions of laws, regulations, contracts, grant agreements and other matters. The purpose of that report is to describe the scope of our testing of internal control over financial reporting and compliance and the results of that testing, and not to provide an opinion on the internal control over financial reporting or on compliance. That report is an integral part of an audit performed in accordance with *Government Auditing Standards* and should be considered in assessing the results of our audit.

2525 north limestone street, ste. 103  
springfield, oh 45503

www.cshco.com  
p. 937.399.2000  
f. 937.399.5433

Accounting principles generally accepted in the United States of America require that the management's discussion and analysis on pages 3 through 12 and budgetary comparison information on pages 47 through 50 be presented to supplement the basic financial statements. Such information, although not a part of the basic financial statements, is required by the Governmental Accounting Standards Board, who considers it to be an essential part of financial reporting for placing the basic financial statements in an appropriate operational, economic, or historical context. We have applied certain limited procedures to the required supplementary information in accordance with auditing standards generally accepted in the United States of America, which consisted of inquiries of management about the methods of preparing the information and comparing the information for consistency with management's responses to our inquiries, the basic financial statements, and other knowledge we obtained during our audit of the basic financial statements. We do not express an opinion or provide any assurance on the information because the limited procedures do not provide us with sufficient evidence to express an opinion or provide any assurance.

Our audit was conducted for the purpose of forming opinions on the financial statements that collectively comprise the City's basic financial statements as a whole. The introductory section, combining and individual nonmajor fund financial statements, and the statistical section are presented for purposes of additional analysis and are not a required part of the basic financial statements. The combining and individual nonmajor fund financial statements are the responsibility of management and were derived from and relates directly to the underlying accounting and other records used to prepare the financial statements. The information has been subjected to the auditing procedures applied in the audit of the financial statements and certain additional procedures, including comparing and reconciling such information directly to the underlying accounting and other records used to prepare the financial statements or to the financial statements themselves, and other additional procedures in accordance with auditing standards generally accepted in the United States of America. In our opinion, the combining and individual nonmajor fund financial statements are fairly stated in all material respects in relation to the financial statements as a whole. The introductory and statistical sections have not been subjected to the auditing procedures applied in the audit of the basic financial statements and, accordingly, we do not express an opinion or provide any assurance on them.

*Clark, Schaefer, Hackett & Co.*

Springfield, Ohio  
June 25, 2012

**CITY OF SIDNEY, OHIO**  
*Management's Discussion and Analysis*  
*For the Year Ended December 31, 2011*  
*Unaudited*

The management of the City of Sidney provides the following information as an introduction, overview and analysis of the City's financial statements for the year ended December 31, 2011. Readers should also review the basic financial statements on pages 14 – 23 to further enhance their understanding of the City's financial performance.

**Using this Annual Financial Report**

This annual report consists of a series of financial statements and notes to those statements. These statements are organized so the reader can first understand the City of Sidney as a financial whole. The statements then proceed to provide an increasingly detailed look at specific financial information.

The Statement of Net Assets and Statement of Activities (referred to collectively as the government-wide statements) provide information about the activities as an entire operating entity, presenting both an aggregate view of the City's finances and a longer-term view of those assets. Major fund statements provide the next level of detail. For governmental funds, these statements tell how services were financed in the short-term as well as what dollars remain for future spending. The proprietary funds' statements are prepared on the same basis as the government-wide statements.

**Reporting on the City of Sidney as a Whole**

***Statement of Net Assets and Statement of Activities***

These government-wide statements answer the question, "How did the City as a whole do financially during 2011?" They are prepared on the accrual basis of accounting, much the same way as for a private enterprise. This basis of accounting includes all assets and liabilities and takes into account all of the reporting year's revenues and expenses regardless of when the cash was received or paid.

- *The Statement of Net Assets.* This statement (page 14) reports all assets and liabilities of the City as of December 31, 2011. The difference between total assets and total liabilities is reported as "net assets". Over time, increases in net assets generally indicate an improvement in financial position while decreases may indicate a deterioration of financial position.
- *The Statement of Activities.* This statement (page 15) serves the purpose of the traditional income statement. It provides consolidated reporting of the results of all activities of the City for the year ended December 31, 2011. Changes in net assets are recorded in the period in which the underlying event takes place, which may differ from the period in which cash is received or disbursed. The Statement of Activities displays the expense of the City's various programs net of related revenues, as well as a separate presentation of revenues available for general purposes.

Both of the government-wide statements distinguish functions of the City of Sidney that are principally supported by taxes and intergovernmental revenues (governmental activities) from other functions that are intended to recover all or a significant portion of their costs through user fees and charges (business-type activities). The governmental activities of the City include general government, police, fire, judicial, street repair and maintenance, community development and parks. The business-type activities of the City include water, sewer, solid and yard waste collection, stormwater, public transportation, airport, and swimming pool.

**Reporting on the City of Sidney's Most Significant Funds**

***Fund financial statements***

These statements provide financial position and results of the City's major funds. A fund is an accounting entity created to account for a specific activity or purpose. Major funds of the City of Sidney are the General Fund, Street Repair & Maintenance Fund, Capital Improvement Fund, Water Fund, Sewer Fund, and Stormwater Fund. The creation of some funds is mandated by law and others are created by

**CITY OF SIDNEY, OHIO**  
*Management's Discussion and Analysis*  
*For the Year Ended December 31, 2011*  
*Unaudited*

management to demonstrate financial compliance with budgetary or legal requirements. Funds are classified into three broad categories: governmental funds, proprietary funds, and fiduciary funds.

- *Governmental funds.* Governmental funds are used to account for “governmental-type” activities. Unlike the government-wide financial statements, governmental fund statements use a “flow of financial resources” measurement focus. That is to say, the operating statement of a governmental fund attempts to answer the question “Are there more or less resources that can be spent in the near future as a result of events and transactions of the reporting period?” Increases in spendable resources are reported in the operating statement as “revenues” or “other financing sources.” Decreases in spendable resources are reported as “expenditures” or “other financing uses.” We describe the differences between governmental funds and governmental *activities* (reported in the Statement of Net Assets and the Statement of Activities) in reconciliations presented beside the governmental fund financial statements on pages 17 and 19.

The City of Sidney maintains 33 separate governmental funds. The governmental fund financial statements on pages 16 through 19 separately display the governmental funds considered to be major funds. All other governmental funds - the “non-major” funds - are combined into a single column. Detailed financial data for each of the non-major governmental funds is provided in combining statements in the supplementary information section of this report.

- *Proprietary funds.* There are two types of proprietary funds: enterprise funds and internal service funds.
  - Enterprise funds – These funds are used to account for operations that are financed and operated in a manner similar to private business enterprises for which either 1) the intent is that the costs (expenses, including depreciation) be recovered primarily through user charges, or 2) determination of net income is appropriate for management control, accountability or other purposes.

The City of Sidney’s Water Fund, Sewer Fund, and Stormwater Fund are all considered to be major funds and are displayed separately in the proprietary fund statements on pages 20 through 22. The City has five other proprietary funds, the activities of which are combined into one column for non-major funds.

- Internal service funds – Often, governments wish to allocate the cost of providing certain centralized services (e.g., motor pools, garages, revenue collections, data processing) to the other departments of the government entity that use the services. An internal service fund is the appropriate accounting mechanism when it is the intent of the government to recover the full cost of providing the service through user charges to other departments.

The City of Sidney’s four internal service funds are combined into a single column in the proprietary fund financial statements. Detailed financial data for those funds can be found in the combining statements in the supplementary information section of this report.

- *Fiduciary funds.* Fiduciary funds are used to account for resources held for the benefit of parties outside the City government. Fiduciary funds are not reflected in the government-wide financial statements because the resources of those funds are not available to support the City’s own programs. The accounting used for fiduciary funds is much like that used for proprietary funds.

The City of Sidney’s four fiduciary funds are combined into a single column in the fiduciary fund statement on page 23 of this report. Detailed financial data for those funds can be found in the combining statements in the supplementary information section of this report.

**CITY OF SIDNEY, OHIO**  
*Management's Discussion and Analysis*  
*For the Year Ended December 31, 2011*  
*Unaudited*

**Other Information**

***Notes to the basic financial statements.***

The notes provide additional information that is essential to a full understanding of the data provided in the government-wide and fund financial statements. The notes to the basic financial statements can be found on pages 24 – 46 of this report.

***Required supplementary information.***

In addition to the basic financial statements and notes, this report also contains required supplementary information (RSI). RSI includes budgetary schedules for the General fund and major special revenue funds. This data is on pages 47 to 50 of this report.

**The City of Sidney as a Whole**

The following table presents condensed information on net assets as of December 31, 2011 and 2010.

	<b>Net Assets</b>					
	<b>December 31, 2011 and 2010</b>					
	<u>Governmental Activities</u>		<u>Business-Type Activities</u>		<u>Total</u>	
	<u>2011</u>	<u>2010, as restated</u>	<u>2011</u>	<u>2010</u>	<u>2011</u>	<u>2010, as restated</u>
<b><u>Assets:</u></b>						
Current and other assets	\$ 16,781,757	\$ 16,299,842	\$ 8,362,284	\$ 8,541,862	\$ 25,144,041	\$ 24,841,704
Capital assets	<u>54,474,641</u>	<u>52,734,989</u>	<u>43,963,067</u>	<u>44,582,481</u>	<u>98,437,708</u>	<u>97,317,470</u>
Total assets	<u>71,256,398</u>	<u>69,034,831</u>	<u>52,325,351</u>	<u>53,124,343</u>	<u>123,581,749</u>	<u>122,159,174</u>
<b><u>Liabilities:</u></b>						
Long-term liabilities	9,443,603	9,993,394	13,202,124	13,227,663	22,645,727	23,221,057
Other liabilities	<u>4,123,667</u>	<u>4,058,127</u>	<u>953,192</u>	<u>901,269</u>	<u>5,076,859</u>	<u>4,959,396</u>
Total liabilities	<u>13,567,270</u>	<u>14,051,521</u>	<u>14,155,316</u>	<u>14,128,932</u>	<u>27,722,586</u>	<u>28,180,453</u>
<b><u>Net Assets:</u></b>						
Invested in capital assets, net of debt	46,467,761	44,608,862	33,450,981	34,273,069	79,918,742	78,881,931
Restricted	2,959,714	2,679,482	-	-	2,959,714	2,679,482
Unrestricted	<u>8,261,653</u>	<u>7,694,966</u>	<u>4,719,054</u>	<u>4,722,342</u>	<u>12,980,707</u>	<u>12,417,308</u>
Total net assets	<u>\$ 57,689,128</u>	<u>\$ 54,983,310</u>	<u>\$ 38,170,035</u>	<u>\$ 38,995,411</u>	<u>\$ 95,859,163</u>	<u>\$ 93,978,721</u>

The City's assets were greater than its liabilities by \$95.9 million at the close of 2011, as compared to \$94.0 million at close of 2010, an increase of approximately \$1.9 million. The 2010 governmental activities total net assets have been restated due to reclassification from unrestricted net assets to restricted net assets and does not affect total net assets.

The component, "invested in capital assets, net of related debt" increased \$1.0 million from \$78.9 million at December 31, 2010 to \$79.9 million at December 31, 2011. Increases in this category of net assets generally means that the sum of capital asset additions and bond principal repayments were more than the sum of depreciation expense, disposed assets, and additional debt now associated with capital assets. The City has worked to invest in and improve its capital infrastructure, particularly its roadway, water and sewer infrastructure, primarily with grant funding instead of debt financing.


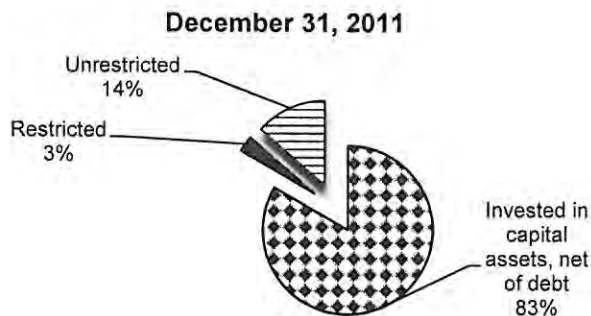
**CITY OF SIDNEY, OHIO**  
*Management's Discussion and Analysis*  
*For the Year Ended December 31, 2011*  
*Unaudited*

Restricted net assets are subject to external restrictions as to their use. This category increased approximately \$280,000, or 10.4%, from \$2.68 million at December 31, 2010 to \$2.96 million at December 31, 2011 relates to the timing of Community Development Block Grant activity and a result of court fees restricted by the State legislature to special projects of the Sidney Municipal Court.

Unrestricted net assets are available for future use as directed by City Council. Overall, this category increased nearly \$560,000 from approximately \$12.42 million at December 31, 2010 to \$12.98 million at December 31, 2011. It is important to note that although the total unrestricted net assets are \$12.98 million, the unrestricted net assets of the City's business-type activities, \$4.72 million, may not be used to fund governmental activities. Unrestricted net assets of the City's governmental activities increased nearly \$570,000, or 7.4%, from \$7.69 million to \$8.26 million. In 2011 the City experienced a partial rebound in income tax revenue and a reduction of operating expenses in response to continued budget reductions. For the City's business-type activities, the unrestricted net assets remained constant at \$4.72 million.

The majority of the City's net assets reflect its investment in capital assets (e.g. land, buildings, infrastructure, machinery and equipment); less any related debt used to acquire those assets that is still outstanding plus any significant unspent bond proceeds. The City uses these capital assets to provide services to citizens; therefore, these assets are not available for future spending. Although the City's investment in capital assets is reported net of related debt, it should be noted that the resources needed to repay debt must be provided from other sources, since capital assets themselves cannot be used to liquidate these liabilities.

The following pie chart graphically illustrates the components of net assets.





**CITY OF SIDNEY, OHIO**  
*Management's Discussion and Analysis*  
*For the Year Ended December 31, 2011*  
*Unaudited*

The following table presents condensed information on the changes in net assets for the years ended December 31, 2011 and December 31, 2010.

**Changes in Net Assets For the Years Ended December 31, 2011 and 2010**

	<u>Governmental Activities</u>		<u>Business-Type Activities</u>		<u>Total</u>	
	<u>2011</u>	<u>2010</u>	<u>2011</u>	<u>2010</u>	<u>2011</u>	<u>2010</u>
<u>Revenues:</u>						
<u>Program revenues:</u>						
Charges for services	\$1,804,099	\$2,035,348	\$8,756,305	\$8,306,975	\$10,560,404	\$10,342,323
Operating grants and contributions	1,288,070	1,465,467	378,036	457,716	1,666,106	1,923,183
Capital grants and contributions	3,514,293	1,375,867	274,254	2,931,102	3,788,547	4,306,969
<u>General revenues:</u>						
Income taxes	12,833,355	12,120,834	-	-	12,833,355	12,120,834
Property taxes	1,180,084	1,478,089	-	-	1,180,084	1,478,089
Other taxes	864,316	637,560	-	-	864,316	637,560
Grants and other contributions not restricted to specific programs	886,421	977,843	-	-	886,421	977,843
Investment income	126,830	114,967	199,574	75,020	326,404	189,987
Gain (loss) on sale of capital assets	56,952	31,689	5,158	20,502	62,110	52,191
Miscellaneous	282,027	442,446	82,131	117,007	364,158	559,453
<b>Total revenues</b>	<b>22,836,447</b>	<b>20,680,110</b>	<b>9,695,458</b>	<b>11,908,322</b>	<b>32,531,905</b>	<b>32,588,432</b>
<u>Expenses:</u>						
General government	822,047	928,165	-	-	822,047	928,165
Police	5,995,394	6,142,034	-	-	5,995,394	6,142,034
Fire	4,635,651	4,334,589	-	-	4,635,651	4,334,589
Judicial	1,638,942	1,563,723	-	-	1,638,942	1,563,723
Health	188,091	197,366	-	-	188,091	197,366
Street repair & maintenance	3,420,370	3,324,839	-	-	3,420,370	3,324,839
Community development	833,892	924,429	-	-	833,892	924,429
Community environment	783,027	1,301,521	-	-	783,027	1,301,521
Parks and recreation	1,365,458	1,388,202	-	-	1,365,458	1,388,202
Basic utility services	-	73,127	-	-	-	73,127
Interest on long-term debt	321,257	353,017	-	-	321,257	353,017
Water	-	-	3,760,888	3,400,452	3,760,888	3,400,452
Sewer	-	-	3,631,479	3,724,801	3,631,479	3,724,801
Solid waste	-	-	1,188,726	1,146,766	1,188,726	1,146,766
Stormwater	-	-	543,603	561,378	543,603	561,378
Transportation	-	-	870,083	884,641	870,083	884,641
Airport	-	-	385,422	340,392	385,422	340,392
Swimming pool	-	-	101,734	117,920	101,734	117,920
Yard waste	-	-	165,399	149,983	165,399	149,983
<b>Total expenses</b>	<b>20,004,129</b>	<b>20,531,012</b>	<b>10,647,334</b>	<b>10,326,333</b>	<b>30,651,463</b>	<b>30,857,345</b>
Excess (deficiency) before transfers	2,832,318	149,098	(951,876)	1,581,989	1,880,442	1,731,087
Transfers	(126,500)	(334,993)	126,500	334,993	-	-
<b>Change in net assets</b>	<b>2,705,818</b>	<b>(185,895)</b>	<b>(825,376)</b>	<b>1,916,982</b>	<b>1,880,442</b>	<b>1,731,087</b>
Net assets, beginning of year	54,983,310	55,169,205	38,995,411	37,078,429	93,978,721	92,247,634
<b>Net assets, end of year</b>	<b>\$ 57,689,128</b>	<b>\$ 54,983,310</b>	<b>\$ 38,170,035</b>	<b>\$ 38,995,411</b>	<b>\$ 95,859,163</b>	<b>\$ 93,978,721</b>

**CITY OF SIDNEY, OHIO**  
*Management's Discussion and Analysis*  
*For the Year Ended December 31, 2011*  
*Unaudited*

The City's net assets increased approximately \$1,880,000 for the year ended December 31, 2011 as compared to an increase of about \$1,731,000 for the prior year.

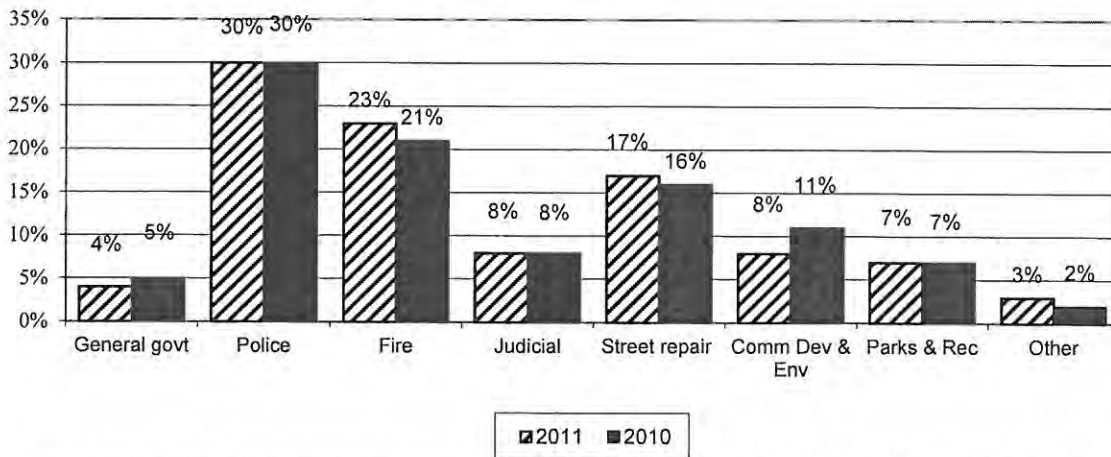
Total revenues decreased nearly \$57,000 or 0.2%. Income tax revenue increased approximately \$712,000 due primarily to an increase in taxes collected based on business net profits. Taxes collected from withholding payments have not yet returned to pre-recession levels. Business net profits is the most volatile source of income tax collections and traditionally has been subject to upward, as well as downward, swings from year to year. Capital grants and contributions had a decline of \$518,000 as a result of reduced grant funding in 2011 compared to 2010.

Total expenses decreased approximately \$206,000 or 0.67%. Fire-related expenses increased \$301,000 or 7.0%. With several firefighters on medical-related light duty, overtime increased to maintain minimum staffing of fire equipment. Water expenses increased roughly \$360,000 or 10.6%. A large portion of this increase relates to increases in depreciation for ARRA projects, general fund administrative charges, and an entire year of interest expense recorded for bonds issued in late 2010. Community environment expenses for the City decreased approximately \$518,000 or 39.8%. This decline was due in large part to the reassignment and reorganization within public works and engineering department, as part of a cost savings plan. Both general government and police expenses decreased approximately 106,000 and \$147,000, respectively, from prior year as a result of efforts to reduce spending and to not fill staff vacancies in 2011.

Governmental activities

Governmental net assets increased \$2.7 million, or 4.9%, from \$55.0 million at December 31, 2010 to \$57.7 million at December 31, 2011. Net assets invested in capital assets, net of related debt, increased about \$1.9 million, or 4.2%, from \$44.6 million to \$46.5 million primarily due to grant-funded reconstruction of Wapakoneta Avenue in 2011. Restricted net assets increased approximately \$280,000 during the year. Unrestricted net assets increased about \$570,000, or 7.4%, from \$7.69 million to \$8.26 million, primarily a result of an improvement in income tax revenues and spending restraint. Increases in unrestricted net assets generally indicate an improvement in financial position. The components of governmental activities' expenses are as follows:

**Governmental Expenses by Program**



The composition of expenses by program remained relatively stable from 2010 to 2011. The two largest components of governmental expenses are public safety -- police and fire. Police makes up 30% of the total, while fire contributes another 21% to 23%. Judicial - consisting mainly of municipal court activities - comprises about 8% of governmental activities' expenses. Street repair and maintenance (which includes winter street clean-up) accounts for about 16% to 17% of expenses. The community development and environment program, which includes such activities as community planning,

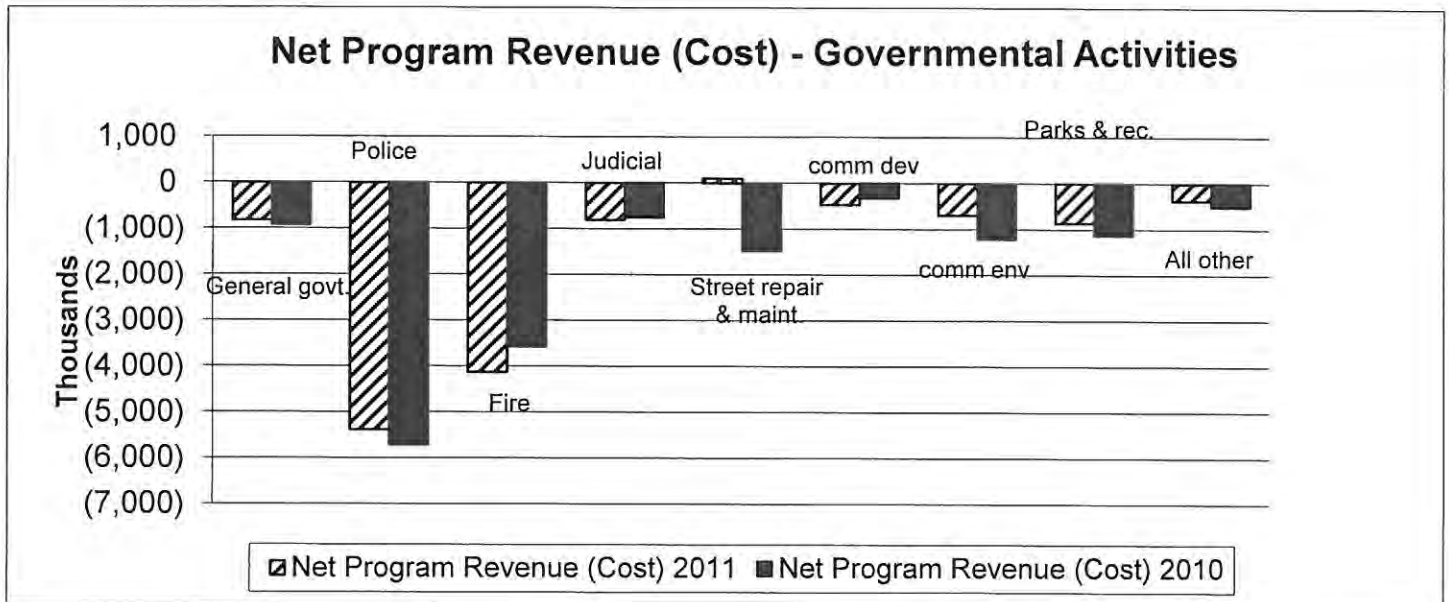
**CITY OF SIDNEY, OHIO**  
*Management's Discussion and Analysis*  
*For the Year Ended December 31, 2011*  
*Unaudited*

engineering, building inspection, and code enforcement, makes up about 8% to 11% of expenses. The parks and recreation program is responsible for 7% of governmental expenses.

The Statement of Activities reports the expenses of each of the governmental activities programs and the related program revenue that offsets the cost of each program. The amount by which the cost of a particular program exceeds its program revenue represents the extent to which that program must be subsidized by general revenues, such as income taxes, property taxes and unrestricted contributions. The following table and graph summarize the net cost of each program:

**Expenses and Program Revenues - Governmental Activities**

	Year Ended December 31, 2011			Year Ended December 31, 2010		
	Expense	Program Revenue	Net Revenue (Cost)	Expense	Program Revenue	Net Revenue (Cost)
General government	\$ 822,047	\$ -	\$ (822,047)	\$ 928,165	\$ -	\$ (928,165)
Police	5,995,394	614,533	(5,380,861)	6,142,034	420,134	(5,721,900)
Fire	4,635,651	509,275	(4,126,376)	4,334,589	751,523	(3,583,066)
Judicial	1,638,942	831,903	(807,039)	1,563,723	804,453	(759,270)
Street repair & maintenance	3,420,370	3,525,751	105,381	3,324,839	1,842,707	(1,482,132)
Community development	833,892	367,417	(466,475)	924,429	596,581	(327,848)
Community environment	783,027	99,274	(683,753)	1,301,521	86,795	(1,214,726)
Parks & recreation	1,365,458	514,002	(851,456)	1,388,202	259,480	(1,128,722)
All others	509,348	144,307	(365,041)	623,510	115,009	(508,501)
<b>Total net assets</b>	<b>\$ 20,004,129</b>	<b>\$ 6,606,462</b>	<b>\$ (13,397,667)</b>	<b>\$ 20,531,012</b>	<b>\$ 4,876,682</b>	<b>\$ (15,654,330)</b>



Overall, the net program cost of governmental activities decreased by \$2.3 or 14.4%. The largest fluctuation was the Street Repair & Maintenance program which changed from net program cost of nearly \$1.5 million in 2010 to net program revenue of approximately \$105,000 in 2011, primarily due to the 2011 grant funding of the Wapakoneta Avenue reconstruction. Fire experienced an increase in net program cost

**CITY OF SIDNEY, OHIO**  
*Management's Discussion and Analysis*  
*For the Year Ended December 31, 2011*  
*Unaudited*

of \$543,000 which is due to a decline in timing of EMS receipts and an increase in overtime, garage and fuel related expenses. Community environment had a decrease in net program costs of \$531,000 primarily as a result of the restructuring in the public works and engineering department.

Business-type activities

Business-type activities' net assets decreased approximately \$830,000, or 2.1%, from \$39.00 million to nearly \$38.17 million. Nearly this entire decline was in the category, "invested in capital assets, net of debt" which results from the sum of the depreciation expense, disposed assets and additional debt in excess of capital asset acquisitions and bond principal payments.

It is the City's policy that revenues of some of the City's business-type activities (Water, Sewer and Solid Waste Fund) are expected to cover all program costs over the long term. The revenues of other business-type activities cover specified portions of program costs. The following table and graph summarize the expenses and program revenues for business-type activities:

**Expenses and Program Revenues - Business-Type Activities**

	<u>Year Ended December 31, 2011</u>			<u>Year Ended December 31, 2010</u>		
	<u>Expense</u>	<u>Program Revenue</u>	<u>Net Revenue (Cost)</u>	<u>Expense</u>	<u>Program Revenue</u>	<u>Net Revenue (Cost)</u>
Water	\$ 3,760,888	\$ 3,448,378	\$ (312,510)	\$ 3,400,452	\$ 5,721,059	\$ 2,320,607
Sewer	3,631,479	3,260,279	(371,200)	3,724,801	3,259,769	(465,032)
Solid Waste	1,188,726	1,140,751	(47,975)	1,146,766	1,094,019	(52,747)
Stormwater	543,603	345,438	(198,165)	561,378	318,396	(242,982)
Transportation	870,083	696,175	(173,908)	884,641	885,113	472
Airport	385,422	400,572	15,150	340,392	307,849	(32,543)
Swimming Pool	101,734	97,960	(3,774)	117,920	86,764	(31,156)
Yard Waste	165,399	19,042	(146,357)	149,983	22,824	(127,159)
Total business-type activities	<u>\$ 10,647,334</u>	<u>\$ 9,408,595</u>	<u>\$ (1,238,739)</u>	<u>\$ 10,326,333</u>	<u>\$ 11,695,793</u>	<u>\$ 1,369,460</u>

Overall, the net program revenue of the City's business-type activities decreased \$2.6 million from net program revenue of approximately \$1.4 million in 2010 to net program cost of \$1.2 million for year ended December 31, 2011. Program revenue for business-type activities decreased approximately \$2.3 million or 19.6%, while program expenses increased nearly \$321,000 or 3.1%. Key components of the changes in net program cost for each significant program change are as follows:

- Water program revenues decreased nearly \$2.3 million primarily due to \$2.5 million of grants awarded to the City in 2010 as a result of the American Recovery & Reinvestment Act. These awards were for various water distribution projects, water treatment plant upgrades and a new water meter reading system. Water expenses increased \$360,000 in 2011 as a result of increases in depreciation for ARRA projects, general fund administrative charges, and an entire year's worth of interest paid on bonds issued in late 2010.
- Transportation program revenues decreased about \$189,000 primarily due to one-year grants awarded in 2010 to the City as a result of the American Recovery & Reinvestment Act.

Individual funds summary and analysis

Governmental funds, as stated earlier, focus on spendable resources and near-term inflows and outflows of those resources. As such, fund balance measures net resources available for spending at the end of the fiscal year, subject to any stated restrictions on their use.

**CITY OF SIDNEY, OHIO**  
*Management's Discussion and Analysis*  
*For the Year Ended December 31, 2011*  
*Unaudited*

The combined fund balance of the City's governmental funds at December 31, 2011 was \$9.0 million. Approximately 50% of this total amount constitutes unassigned fund balances available for spending at the City's discretion. Roughly 27% of the fund balance is in a nonspendable or restricted form. The portion of fund balance committed by City Council, the highest level of decision making authority, is 6% and those balances assigned are 17%. Approximately \$864,000 of fund balance has already been committed to liquidate purchase orders of the prior period.

Total fund balances of the City's governmental funds increased approximately \$33,000, or 0.37% from December 31, 2010 to December 31, 2011. (See the governmental funds' balance sheets on pages 16 – 17.)

The General Fund is the primary operating fund of the City of Sidney, accounting for such activities as police and fire protection, emergency medical services, and parks and recreation. The General Fund balance increased approximately \$133,000, or 2.6% for the year ended December 31, 2011. Local tax revenue decreased approximately \$325,000 in 2011 compared to 2010. The State's budget bill essentially eliminated the reimbursement of the tangible personal property tax to local municipalities. Charges for services decreased nearly \$124,000 due to timing of EMS receipts. General Fund expenditures, excluding debt service, decreased about \$166,000 or 1.2%. With continued economic uncertainty efforts were made to decrease expenditures citywide. General fund transfers out increased approximately \$200,000 to subsidize the street repair & maintenance, yard waste, cemetery operations, & the swimming pool.

The Capital Improvement Fund is used to account for the income tax resources earmarked for capital improvements used for the general improvement of all City facilities and operations. For the year ended December 31, 2011, its fund balance decreased \$257,000 from \$1.612 million at December 31, 2010 to \$1.355 million at December 31, 2011. In 2011 there were several grant-funded projects that required city matching funds. Annually, twenty percent of the net income tax proceeds are allocated to this Fund.

The Street Repair & Maintenance Fund, used to account for the state-levied gasoline tax and motor vehicle registration fees, is restricted by law for street maintenance and repair activities. Intergovernmental revenues decreased by approximately \$66,000, or 5.8%, in 2011 as compared to 2010 and these revenue sources remain below budget expectations. Expenditures declined slightly from \$1.34 million in 2010 to \$1.32 million in 2011. In 2011, the General Fund subsidized the Street Fund for \$185,000 as a result of declining revenues experienced over the past few years. Its fund balance increased by roughly \$39,000 from approximately \$250,000 at December 31, 2010 to nearly \$289,000 at December 31, 2011.

The City of Sidney's proprietary fund statements (found on pages 20-21) provide the same type of information found in the government-wide financial statements, but in more detail. Explanations of significant changes in these funds are found on pages 10.

**Capital asset and debt administration**

**Capital asset activity**

Significant capital activity for the year included:

- ✓ Approximately \$2.7 million of construction in progress (\$2.4 million in Capital Improvement Fund, \$182,000 in Water Fund and 43,000 in Sewer Fund) for the Wapakoneta Avenue reconstruction funded primarily by grants received from Ohio Department of Transportation and Ohio Public Works Commission as well as a portion of Shelby County's Road and Bridges Tax.
- ✓ Street resurfacing for 2011 was roughly \$925,000. About \$354,000 of this was grant funded by the Ohio Department of Transportation.
- ✓ Water distribution plant improvements totaling approximately \$442,000 were recorded as construction in progress and financed via the American Recovery & Reinvestment Act of 2009 in

**CITY OF SIDNEY, OHIO**  
*Management's Discussion and Analysis*  
*For the Year Ended December 31, 2011*  
*Unaudited*

- the form of 40% federal grant funding and the remainder as a 0% loan to be repaid, with water system revenues, to the Ohio Water Development Authority (OWDA) over a 20-year period.
- ✓ Payments for airport runway relocation and extension totaling approximately \$143,000 was added to construction in progress.
  - ✓ Brookside Park improvements of nearly \$233,000 were provided by grant funding and donations from local companies.

Additional detail on the capital asset activity for the year ended December 31, 2011 is presented in the Notes to the Basic Financial Statements in Note 5 on pages 35 – 36.

Debt

During November 2011, various purpose General Obligation Bonds totaling \$7,105,000 were issued bearing interest rates of 2.0% to 2.5%. The various purposes of this debt are as follows:

<u>Purpose</u>	<u>Amount</u>
Current refunding of the outstanding Wastewater System Improvement bonds originally issued in 2001 with a remaining average coupon interest rate of 4.5%.	\$5,500,000
Current refunding of the outstanding Municipal Court Improvement Project G.O. bonds originally issued in 1998 with a remaining average coupon interest rate of 4.6%.	\$1,260,000
Refinancing of the remaining principal and outstanding interest on the Ohio Police & Fire Pension liability for prior service costs determined at the time the fund was established in the mid 1930's and bearing an annual interest rate of 4.5%.	\$345,000
Total General Obligation Bond issuance for various purposes	\$7,105,000

During 2009, the City was awarded funding as a result of the American Recovery and Reinvestment Act of 2009 (ARRA) for various water meter and water distribution system improvements. The total project funding award was roughly \$7.3 million with approximately 40%, or \$2.9 million in the form of federal grant funding and the remaining \$4.4 million funded via a 0% loan to be repaid to the Ohio Water Development Authority (OWDA) over a 20-year period. The loan is backed solely by the revenue generated by water charges and does not pledge the general resources or the general credit of the City. At December 31, 2011, \$4,293,305 has been drawn on the loan.

On behalf of the owners of the Northbrook Mobile Home Park (NMHP), the City received ARRA funding for their new water distribution system improvements. Grant funding is in the amount of \$252,000. The remaining \$314,160 is a zero-percent, twenty year loan. The loan is backed solely by the revenue generated by water charges and does not pledge the general resources or the general credit of the City. In accordance with an agreement between the City and the owners of NMHP, the owners are responsible for the debt payments, which began in 2010. As collateral, the City is holding a first mortgage for \$200,000 and a personal guaranty for \$100,000. At December 31, 2011, the full amount of the loan was drawn for \$314,160.

Ohio law restricts the amount of debt that a City may issue. The aggregate principal amount of unvoted "net indebtedness" may not exceed 5.5% of the assessed valuation for property tax purposes of all real and personal property located within the City. At December 31, 2011, that debt ceiling was \$19.6 million. Certain debt with a repayment source other than general tax revenues is excluded from the definition of net indebtedness. Under that definition, the City has approximately \$7.1 million of net indebtedness as of December 31, 2011, leaving a legal debt margin for unvoted debt of approximately \$12.5 million.

An additional statutory limitation restricts total indebtedness – both voted and unvoted – to 10.5% of the real and personal property assessed valuation. That limitation would restrict total City net indebtedness to \$37.4 million, leaving a total debt margin of approximately \$30.3 million.

**CITY OF SIDNEY, OHIO**  
*Management's Discussion and Analysis*  
*For the Year Ended December 31, 2011*  
*Unaudited*

A summary of debt outstanding at December 31, 2011 and 2010 is as follows:

	<u>December 31, 2011</u>	<u>December 31, 2010</u>
Governmental activities	\$ 7,953,373	\$ 8,126,127
Business-type activities	<u>12,762,086</u>	<u>12,847,172</u>
Total	<u>\$ 20,715,459</u>	<u>\$ 20,973,299</u>

Additional detailed data for all debt of the City of Sidney is presented in the Notes to the Basic Financial Statements in Note 8 on pages 39 - 42 and in Schedules 7-9 in the Statistical Section of this report.

**Contacting the City's management**

This financial report is designed to provide our citizens, taxpayers, customers, investors and creditors with an overview of the City's finances. If you have questions or need additional financial information, please contact the Finance Officer, City of Sidney, 201 West Poplar Street, Sidney, Ohio 45365.

**CITY OF SIDNEY, OHIO  
STATEMENT OF NET ASSETS  
DECEMBER 31, 2011**

	Governmental Activities	Business-type Activities	Total
<b>ASSETS</b>			
Pooled cash	\$ 8,852,982	\$ 3,653,856	\$ 12,506,838
Restricted cash	-	2,250,000	2,250,000
Cash held by outside agent	6,998	-	6,998
Pooled investments	658,640	439,848	1,098,488
Receivables:			
Income taxes	2,995,094	-	2,995,094
Property taxes	1,200,640	-	1,200,640
Other taxes	119,576	-	119,576
Accounts	-	1,542,268	1,542,268
Interest	775	491	1,266
Loans	666,314	-	666,314
Special assessments	134,388	-	134,388
Grants	150,000	-	150,000
Other	269,482	94,090	363,572
Internal balances	284,351	(284,351)	-
Receivables from other governments	1,112,736	97,478	1,210,214
Inventory	160,881	330,066	490,947
Prepaid items	74,483	37,988	112,471
Bond issuance costs	94,417	200,550	294,967
Capital assets:			
Capital assets not subject to depreciation:			
Land	7,632,261	790,693	8,422,954
Construction in progress	2,562,418	2,908,397	5,470,815
Capital assets net of accumulated depreciation	44,279,962	40,263,977	84,543,939
<b>Total assets</b>	<b>\$ 71,256,398</b>	<b>\$ 52,325,351</b>	<b>\$ 123,581,749</b>
<b>LIABILITIES</b>			
Accounts payable	\$ 1,070,557	\$ 453,142	\$ 1,523,699
Salaries and benefits payable	1,154,113	187,982	1,342,095
Unearned revenue	1,873,637	167,694	2,041,331
Accrued interest payable	25,360	25,317	50,677
Refundable deposits	-	119,057	119,057
Noncurrent liabilities:			
Due within one year	680,267	769,545	1,449,812
Due in more than one year	8,763,336	12,432,579	21,195,915
<b>Total liabilities</b>	<b>13,567,270</b>	<b>14,155,316</b>	<b>27,722,586</b>
<b>NET ASSETS</b>			
Invested in capital assets, net of related debt	46,467,761	33,450,981	79,918,742
Restricted for:			
Street repair and maintenance	936,567	-	936,567
Community development projects	296,664	-	296,664
Judicial costs	374,776	-	374,776
Cemetery	801,418	-	801,418
Other purposes - externally imposed restrictions	550,289	-	550,289
Unrestricted	8,261,653	4,719,054	12,980,707
<b>Total net assets</b>	<b>57,689,128</b>	<b>38,170,035</b>	<b>95,859,163</b>
<b>Total liabilities and net assets</b>	<b>\$ 71,256,398</b>	<b>\$ 52,325,351</b>	<b>\$ 123,581,749</b>

See Notes to the Basic Financial Statements.



CITY OF SIDNEY, OHIO  
STATEMENT OF ACTIVITIES  
FOR THE YEAR ENDED DECEMBER 31, 2011

Functions/Programs	Program Revenues				Net (Expense) Revenue and Changes in Net Assets		Total
	Expenses	Charges for Services	Operating Grants and Contributions	Capital Grants and Contributions	Governmental Activities	Business-type Activities	
<b>Governmental Activities:</b>							
General government	\$ 822,047	\$ -	\$ -	\$ -	\$ (822,047)		\$ (822,047)
Police	5,995,394	316,480	27,218	270,835	(5,380,861)		(5,380,861)
Fire	4,635,651	509,175	100	-	(4,126,376)		(4,126,376)
Judicial	1,638,942	780,740	51,163	-	(807,039)		(807,039)
Health	188,091	144,307	-	-	(43,784)		(43,784)
Street repair and maintenance	3,420,370	2,436	1,190,503	2,332,812	105,381		105,381
Community development	833,892	17,785	1,000	348,632	(466,475)		(466,475)
Community environment	783,027	9,674	-	89,600	(683,753)		(683,753)
Parks and recreation	1,365,458	23,502	18,086	472,414	(851,456)		(851,456)
Interest on long-term debt	321,257	-	-	-	(321,257)		(321,257)
<b>Total governmental activities</b>	<b>20,004,129</b>	<b>1,804,099</b>	<b>1,288,070</b>	<b>3,514,293</b>	<b>(13,397,667)</b>		<b>(13,397,667)</b>
<b>Business-type activities:</b>							
Water	3,760,888	3,412,266	-	36,112		\$ (312,510)	(312,510)
Sewer	3,631,479	3,251,710	-	8,569		(371,200)	(371,200)
Solid Waste	1,188,726	1,140,751	-	-		(47,975)	(47,975)
Stormwater	543,603	345,438	-	-		(198,165)	(198,165)
Transportation	870,083	215,615	378,036	102,524		(173,908)	(173,908)
Airport	385,422	273,523	-	127,049		15,150	15,150
Swimming Pool	101,734	97,960	-	-		(3,774)	(3,774)
Yard Waste	165,399	19,042	-	-		(146,357)	(146,357)
<b>Total business-type activities</b>	<b>10,647,334</b>	<b>8,756,305</b>	<b>378,036</b>	<b>274,254</b>		<b>(1,238,739)</b>	<b>(1,238,739)</b>
<b>Total</b>	<b>\$ 30,651,463</b>	<b>\$ 10,560,404</b>	<b>\$ 1,666,106</b>	<b>\$ 3,788,547</b>	<b>(13,397,667)</b>	<b>(1,238,739)</b>	<b>(14,636,406)</b>
<b>General revenues:</b>							
<b>Taxes:</b>							
Income taxes					12,833,355	-	12,833,355
Property taxes					1,180,084	-	1,180,084
Other taxes					864,316	-	864,316
Grants and contributions not restricted to specific programs					886,421	-	886,421
Investment earnings					126,830	199,574	326,404
Gain on sale of capital assets					56,952	5,158	62,110
Miscellaneous					282,027	82,131	364,158
Transfers					(126,500)	126,500	-
<b>Total general revenues and transfers</b>					<b>16,103,485</b>	<b>413,363</b>	<b>16,516,848</b>
<b>Change in net assets</b>					<b>2,705,818</b>	<b>(825,376)</b>	<b>1,880,442</b>
<b>Net assets - beginning</b>					<b>54,983,310</b>	<b>38,995,411</b>	<b>93,978,721</b>
<b>Net assets - ending</b>					<b>\$ 57,689,128</b>	<b>\$ 38,170,035</b>	<b>\$ 95,859,163</b>

See Notes to the Basic Financial Statements.

**CITY OF SIDNEY, OHIO  
BALANCE SHEET  
GOVERNMENTAL FUNDS  
DECEMBER 31, 2011**

	General Fund	Street Repair & Maintenance Fund	Capital Improvement Fund	Non-major Governmental Funds	Total Governmental Funds
<b>ASSETS</b>					
Pooled cash	\$ 5,135,107	\$ 141,672	\$ 1,298,075	\$ 2,160,929	\$ 8,735,783
Cash held by outside agent	-	-	-	6,998	6,998
Pooled investments	382,236	10,548	96,396	160,757	649,937
Receivables:					
Income taxes	2,995,094	-	-	-	2,995,094
Property taxes	1,071,428	-	-	129,212	1,200,640
Other taxes	119,576	-	-	-	119,576
Interest	473	7	-	295	775
Loans	-	-	-	666,314	666,314
Special assessments	134,388	-	-	-	134,388
Grants	-	-	-	150,000	150,000
Other	190,853	-	4,921	73,708	269,482
Due from other funds	150,000	-	21,753	-	171,753
Receivables from other governments	438,528	628,460	-	45,748	1,112,736
Inventory	55,479	93,639	-	-	149,118
Prepaid items	23,495	293	274	10,874	34,936
	<u>\$ 10,696,657</u>	<u>\$ 874,619</u>	<u>\$ 1,421,419</u>	<u>\$ 3,404,835</u>	<u>\$ 16,397,530</u>
<b>LIABILITIES AND FUND BALANCES</b>					
Liabilities:					
Accounts payable	\$ 932,566	\$ 9,219	\$ 61,738	\$ 47,106	\$ 1,050,629
Salaries and benefits payable	1,055,333	31,399	-	10,583	1,097,315
Compensated absences	20,429	-	-	-	20,429
Due to other funds	21,753	-	-	150,000	171,753
Deferred revenue	3,454,072	545,264	4,921	1,039,400	5,043,657
	<u>5,484,153</u>	<u>585,882</u>	<u>66,659</u>	<u>1,247,089</u>	<u>7,383,783</u>
Fund Balances:					
Nonspendable	78,974	93,932	274	10,874	184,054
Restricted	-	194,805	-	2,069,135	2,263,940
Committed	275,349	-	-	226,106	501,455
Assigned	190,981	-	1,354,486	-	1,545,467
Unassigned	4,667,200	-	-	(148,369)	4,518,831
	<u>5,212,504</u>	<u>288,737</u>	<u>1,354,760</u>	<u>2,157,746</u>	<u>9,013,747</u>
Total liabilities and fund balances	<u>\$ 10,696,657</u>	<u>\$ 874,619</u>	<u>\$ 1,421,419</u>	<u>\$ 3,404,835</u>	<u>\$ 16,397,530</u>

See Notes to the Basic Financial Statements.

**CITY OF SIDNEY, OHIO  
RECONCILIATION OF TOTAL  
GOVERNMENTAL FUND BALANCES TO NET  
ASSETS OF GOVERNMENTAL ACTIVITIES  
DECEMBER 31, 2011**

Total governmental fund balances \$ 9,013,747

*Amounts reported for governmental  
activities in the statement of net assets  
are different because:*

Some assets used in governmental activities are not  
financial resources and therefore are not reported in the funds:

Capital Assets	54,000,024
Unamortized bond costs	94,417

Other long-term assets are not available to  
pay for current-period expenditures and  
therefore are deferred in the funds:

Income taxes receivable	1,683,003
Other taxes and intergovernmental receivables	1,115,975
Other receivables	371,042

Internal service funds are used to charge  
the costs of certain activities, such as the  
central garage, to individual funds. The  
assets and liabilities of the internal service  
funds are included in governmental activities  
in the statement of net assets.

Net assets of Internal Service Fund	471,556
Internal service fund activity allocated to enterprise funds	284,351

Long-term liabilities, including bonds payable,  
are not due and payable in the current period  
and therefore not reported in the funds:

Bonds payable	(7,965,000)
Premium on bond	(41,880)
Deferred gain on current refunding	53,507
Compensated absences	(1,366,254)
Accrued interest on long-term debt	(25,360)

Net assets of governmental activities	<u>\$ 57,689,128</u>
---------------------------------------	----------------------

See Notes to the Basic Financial Statements.

**CITY OF SIDNEY, OHIO**  
**STATEMENT OF REVENUES, EXPENDITURES AND**  
**CHANGES IN FUND BALANCES**  
**GOVERNMENTAL FUNDS**  
**FOR THE YEAR ENDED DECEMBER 31, 2011**

	General Fund	Street Repair & Maintenance Fund	Capital Improvement Fund	Non-major Governmental Funds	Total Governmental Funds
<b>REVENUES:</b>					
Local taxes	\$ 11,322,260	\$ -	\$ 2,528,044	\$ 171,133	\$ 14,021,437
Intergovernmental revenues	1,206,690	1,087,059	2,948,474	664,985	5,907,208
Special assessments	230,939	-	65,496	507	296,942
Charges for services	1,339,979	-	-	301,698	1,641,677
Fines, licenses and permits	122,682	-	-	58,501	181,183
Investment income	105,832	759	61	29,230	135,882
Miscellaneous receipts and reimbursements	261,523	85,709	90,325	63,866	501,423
<b>Total revenues</b>	<u>14,589,905</u>	<u>1,173,527</u>	<u>5,632,400</u>	<u>1,289,920</u>	<u>22,685,752</u>
<b>EXPENDITURES:</b>					
Current:					
General government	761,594	-	-	-	761,594
Police	5,575,729	-	-	25,009	5,600,738
Fire	4,404,691	-	-	31,000	4,435,691
Judicial	1,304,707	-	22,127	217,459	1,544,293
Health	-	-	-	161,354	161,354
Street repair and maintenance	-	1,319,900	-	85,000	1,404,900
Community development	107,304	-	-	146,568	253,872
Community environment	781,909	-	-	16,716	798,625
Parks and recreation	1,172,055	-	-	-	1,172,055
Capital outlay	3,995	-	5,186,337	465,715	5,656,047
Debt service:					
Principal	323,714	-	475,000	40,000	838,714
Interest	6,840	-	284,798	32,250	323,888
<b>Total expenditures</b>	<u>14,442,538</u>	<u>1,319,900</u>	<u>5,968,262</u>	<u>1,221,071</u>	<u>22,951,771</u>
Excess (deficiency) of revenues over (under) expenditures	<u>147,367</u>	<u>(146,373)</u>	<u>(335,862)</u>	<u>68,849</u>	<u>(266,019)</u>
<b>OTHER FINANCING SOURCES (USES):</b>					
Transfers in	-	185,000	-	50,000	235,000
Sale of capital assets	-	-	56,952	-	56,952
Bonds issued	345,000	-	1,260,000	-	1,605,000
Payment to refunding agent	-	-	(1,263,463)	-	(1,263,463)
Premium on bonds	2,007	-	25,169	-	27,176
Transfers out	(361,500)	-	-	-	(361,500)
<b>Total other financing sources (uses)</b>	<u>(14,493)</u>	<u>185,000</u>	<u>78,658</u>	<u>50,000</u>	<u>299,165</u>
Net change in fund balances	132,874	38,627	(257,204)	118,849	33,146
Fund balances, beginning of year, restated	<u>5,079,630</u>	<u>250,110</u>	<u>1,611,964</u>	<u>2,038,897</u>	<u>8,980,601</u>
Fund balances, end of year	<u>\$ 5,212,504</u>	<u>\$ 288,737</u>	<u>\$ 1,354,760</u>	<u>\$ 2,157,746</u>	<u>\$ 9,013,747</u>

See Notes to the Basic Financial Statements.

**CITY OF SIDNEY, OHIO  
RECONCILIATION OF THE STATEMENT OF REVENUES,  
EXPENDITURES AND CHANGES IN FUND BALANCES OF  
GOVERNMENTAL FUNDS TO THE STATEMENT OF ACTIVITIES  
FOR THE YEAR ENDED DECEMBER 31, 2011**

Net change in fund balances - total governmental funds \$ 33,146

*Amounts reported for governmental activities in the Statement of Activities are different because:*

Governmental funds report capital outlays as expenditures. However, in the statement of activities, the cost of those assets is allocated over their estimated useful lives as depreciation expense. This is the amount by which capital outlays exceeded depreciation in the current period:

Capital asset additions	4,703,235
Current year depreciation	(2,886,925)

Revenues in the statement of activities that do not provide current financial resources are not reported as revenues in the fund:

Income taxes	315,645
Intergovernmental revenue	(58,892)
Investment income	576
Other revenue	100,331

Bond issuance costs related to the financing of debt is an expenditure in the governmental funds, but a long-term asset in the statement of net assets. 28,186

Repayment of bond principal is an expenditure in the governmental funds, but the repayment reduces long-term liabilities in the statement of net assets. 2,073,714

Proceeds from issuance of bonds is recorded as an other financing source in the governmental funds, but the issues increases long-term liabilities in the statement of net assets. (1,605,000)

Bond premium from the issuance of bonds is recorded as an other financing source in the governmental funds, but the premium increases long-term liabilities in the statement of net assets. (27,176)

A portion of gain on current debt refunding is recorded as an other financing source in the governmental funds, but the gain decreases long-term liabilities in the statement of net assets. 28,463

Some expenses reported in the statement of activities do not require the use of current financial resources and therefore are not reported as expenditures in governmental funds.

Vacation and sick leave benefits	86,809
Interest payable	1,845
Amortization of bond premium	1,423
Amortization of deferred gain on current refunding	(637)
Amortization of bond issuance costs	(5,652)

Internal service funds are used by management to charge the costs of certain activities, such as the central garage, to individual funds. The net revenue (expense) of the internal service funds related to governmental activities is reported with governmental activities.

Change in Net Assets	(36,156)
Less: Capital Contribution of governmental activity assets	(86,776)
Add: Enterprise allocation	39,659

Change in net assets of governmental activities \$ 2,705,818

See Notes to the Basic Financial Statements.

**CITY OF SIDNEY, OHIO  
BALANCE SHEET  
PROPRIETARY FUNDS  
DECEMBER 31, 2011**

	Business-type Activities				Totals	Governmental Activities - Internal Service Funds
	Water	Sewer	Stormwater	Non-major Enterprise Funds		
<b>ASSETS</b>						
Current assets:						
Pooled cash	\$ 2,250,075	\$ 954,877	\$ 112,296	\$ 336,608	\$ 3,653,856	\$ 117,199
Pooled investments	335,418	71,095	8,339	24,996	439,848	8,703
Restricted cash	2,250,000	-	-	-	2,250,000	-
Receivables:						
Accounts	692,132	691,512	58,418	100,206	1,542,268	-
Interest	418	73	-	-	491	-
Other	3,234	82,162	-	8,694	94,090	-
Receivables from other governments	64,134	-	-	33,344	97,478	-
Inventory	258,867	42,310	17,353	11,536	330,066	11,763
Prepaid items	15,260	20,301	15	2,412	37,988	39,547
Total current assets	<u>5,869,538</u>	<u>1,862,330</u>	<u>196,421</u>	<u>517,796</u>	<u>8,446,085</u>	<u>177,212</u>
Noncurrent assets:						
Bond issuance costs	104,683	95,867	-	-	200,550	-
Capital assets:						
Capital assets not subject to depreciation:						
Land	143,179	126,320	-	521,194	790,693	-
Construction in progress	2,718,562	43,155	-	146,680	2,908,397	-
Capital assets net of accumulated depreciation	<u>12,325,063</u>	<u>18,775,742</u>	<u>5,052,847</u>	<u>4,110,325</u>	<u>40,263,977</u>	<u>474,617</u>
Total noncurrent assets	<u>15,291,487</u>	<u>19,041,084</u>	<u>5,052,847</u>	<u>4,778,199</u>	<u>44,163,617</u>	<u>474,617</u>
Total assets	<u>\$ 21,161,025</u>	<u>\$ 20,903,414</u>	<u>\$ 5,249,268</u>	<u>\$ 5,295,995</u>	<u>\$ 52,609,702</u>	<u>\$ 651,829</u>
<b>LIABILITIES</b>						
Current liabilities:						
Accounts payable	\$ 152,637	\$ 75,877	\$ 797	\$ 223,831	\$ 453,142	\$ 19,928
Salaries and benefits payable	75,596	68,509	15,218	28,659	187,982	56,798
Current portion of long term debt	295,518	460,000	-	-	755,518	-
Compensated absences	3,352	9,491	888	296	14,027	4,338
Deferred revenue	-	-	-	167,694	167,694	-
Refundable deposits	119,057	-	-	-	119,057	-
Accrued interest payable	14,510	10,807	-	-	25,317	-
	<u>660,670</u>	<u>624,684</u>	<u>16,903</u>	<u>420,480</u>	<u>1,722,737</u>	<u>81,064</u>
Noncurrent liabilities:						
Noncurrent portion of long term debt	7,081,869	4,924,699	-	-	12,006,568	-
Compensated absences	208,614	148,674	26,771	41,952	426,011	99,209
Total noncurrent liabilities	<u>7,290,483</u>	<u>5,073,373</u>	<u>26,771</u>	<u>41,952</u>	<u>12,432,579</u>	<u>99,209</u>
Total liabilities	<u>7,951,153</u>	<u>5,698,057</u>	<u>43,674</u>	<u>462,432</u>	<u>14,155,316</u>	<u>180,273</u>
<b>NET ASSETS</b>						
Invested in capital assets, net of related debt	10,059,417	13,560,518	5,052,847	4,778,199	33,450,981	474,617
Unrestricted	3,150,455	1,644,839	152,747	55,364	5,003,405	(3,061)
Total net assets	<u>13,209,872</u>	<u>15,205,357</u>	<u>5,205,594</u>	<u>4,833,563</u>	<u>38,454,386</u>	<u>471,556</u>
Total liabilities and net assets	<u>\$ 21,161,025</u>	<u>\$ 20,903,414</u>	<u>\$ 5,249,268</u>	<u>\$ 5,295,995</u>	<u>\$ 52,609,702</u>	<u>\$ 651,829</u>
Adjustment to reflect the consolidation of internal service fund activities related to enterprise funds					(284,351)	
Total net assets from above					<u>38,454,386</u>	
Net assets of business-type activities					<u>\$ 38,170,035</u>	

See Notes to the Basic Financial Statements.

**CITY OF SIDNEY, OHIO**  
**STATEMENT OF REVENUES, EXPENSES AND CHANGES**  
**IN FUND NET ASSETS**  
**PROPRIETARY FUNDS**  
**FOR THE YEAR ENDED DECEMBER 31, 2011**

	Business-type Activities				Totals	Governmental Activities - Internal Service Funds
	Water	Sewer	Stormwater	Non-major Enterprise Funds		
<b>OPERATING REVENUES:</b>						
Charges for services	\$ 3,366,141	\$ 3,251,710	\$ 332,546	\$ 1,725,885	\$ 8,676,282	\$ 1,874,581
Other revenue	51,186	-	12,892	98,076	162,154	1,560
Total operating revenues	3,417,327	3,251,710	345,438	1,823,961	8,838,436	1,876,141
<b>OPERATING EXPENSES:</b>						
Personal services	1,303,830	1,227,779	277,515	544,802	3,353,926	1,002,930
Operations and maintenance	1,795,312	1,321,130	59,977	1,888,145	5,064,564	927,424
Depreciation & amortization	448,231	939,571	200,831	273,620	1,862,253	76,657
Total operating expenses	3,547,373	3,488,480	538,323	2,706,567	10,280,743	2,007,011
Operating (loss)	(130,046)	(236,770)	(192,885)	(882,606)	(1,442,307)	(130,870)
<b>NONOPERATING REVENUES (EXPENSES):</b>						
Investment income	177,712	21,862	-	-	199,574	-
Intergovernmental	-	-	-	378,036	378,036	7,938
Gain (loss) on disposal of assets	(219)	-	-	5,377	5,158	-
Interest expense	(197,974)	(128,958)	-	-	(326,932)	-
Total nonoperating revenues (expenses)	(20,481)	(107,096)	-	383,413	255,836	7,938
(Loss) before contributions and transfers	(150,527)	(343,866)	(192,885)	(499,193)	(1,186,471)	(122,932)
Capital contributions	-	-	-	-	-	86,776
Capital grants	36,112	8,569	-	229,573	274,254	-
Transfers out	-	-	(9,701)	-	(9,701)	-
Transfers in	-	9,701	-	126,500	136,201	-
Change in net assets	(114,415)	(325,596)	(202,586)	(143,120)	(785,717)	(36,156)
Total net assets - beginning of year	13,324,287	15,530,953	5,408,180	4,976,683		507,712
Total net assets - end of year	\$ 13,209,872	\$ 15,205,357	\$ 5,205,594	\$ 4,833,563		\$ 471,556
Adjustment to reflect the consolidation of internal service fund activities related to enterprise funds					(39,659)	
Change in net assets of business-type activities					\$ (825,376)	

See Notes to the Basic Financial Statements.

**CITY OF SIDNEY, OHIO  
STATEMENT OF CASH FLOWS  
PROPRIETARY FUNDS  
FOR THE YEAR ENDED DECEMBER 31, 2011**

	Business-type Activities				Totals	Governmental Activities - Internal Service Funds
	Water	Sewer	Stormwater	Non-major Enterprise Funds		
<b>Cash flows from operating activities:</b>						
Receipts from customers and users	\$ 3,436,617	\$ 3,186,060	\$ 259,471	\$ 1,861,711	\$ 8,743,859	\$ 31,715
Receipts from interfund services	19,935	3,822	84,717	17,600	126,074	1,844,471
Payments to suppliers	(968,045)	(592,977)	(18,139)	(1,525,987)	(3,105,148)	(888,969)
Payments to employees	(1,276,169)	(1,197,182)	(275,563)	(543,914)	(3,292,828)	(988,265)
Payments for interfund services used	(833,797)	(705,177)	(43,668)	(344,096)	(1,926,738)	(53,989)
Net cash provided by (used for) operating activities	378,541	694,546	6,818	(534,686)	545,219	(55,037)
<b>Cash flows from noncapital financing activities:</b>						
Transfers in	-	-	-	126,500	126,500	-
Intergovernmental	-	-	-	378,036	378,036	7,938
Net cash provided by noncapital financing activities	-	-	-	504,536	504,536	7,938
<b>Cash flows from capital and related financing activities:</b>						
Acquisition of capital assets	(826,519)	(197,212)	-	(244,168)	(1,267,899)	-
Proceeds from sale of capital assets	-	-	-	5,377	5,377	-
Proceeds from the issuance of capital debt	545,874	5,315,457	-	-	5,861,331	-
Principal paid on capital debt	(245,518)	(5,770,000)	-	-	(6,015,518)	-
Interest paid on capital debt	(202,876)	(138,915)	-	-	(341,791)	-
Intergovernmental	36,112	8,569	-	229,573	274,254	-
Net cash (used for) capital and related financing activities	(692,927)	(782,101)	-	(9,218)	(1,484,246)	-
<b>Cash flows from investing activities:</b>						
Purchase of investments	(335,418)	(71,095)	(8,339)	(24,996)	(439,848)	(8,703)
Interest on investments	177,294	21,789	-	-	199,083	-
Net cash used for investing activities	(158,124)	(49,306)	(8,339)	(24,996)	(240,765)	(8,703)
Net decrease in pooled cash	(472,510)	(136,861)	(1,521)	(64,364)	(675,256)	(55,802)
Pooled cash, beginning of year	4,972,585	1,091,738	113,817	400,972	6,579,112	173,001
Pooled cash, end of year	\$ 4,500,075	\$ 954,877	\$ 112,296	\$ 336,608	\$ 5,903,856	\$ 117,199
<b>Reconciliation of operating (loss) to net cash provided (used) by operating activities:</b>						
Operating (loss)	\$ (130,046)	\$ (236,770)	\$ (192,885)	\$ (882,606)	\$ (1,442,307)	\$ (130,870)
Adjustments to reconcile operating income (loss) to net cash provided (used) by operating activities:						
Depreciation & amortization	448,231	939,571	200,831	273,620	1,862,253	76,657
Change in assets and liabilities:						
Accounts receivable	(30,030)	(40,188)	(1,250)	(2,414)	(73,882)	-
Other receivables	60,959	(21,640)	-	52,469	91,788	45
Due from other funds	-	-	-	2,429	2,429	-
Prepaid items	1	5,944	16	(307)	5,654	(4,972)
Inventory	(55,532)	2,436	1,294	(344)	(52,146)	7,695
Accounts payable	53,938	14,596	(3,140)	18,713	84,107	(18,257)
Salaries and benefits payable and compensated absences	27,661	30,597	1,952	888	61,098	14,665
Due to other funds	(4,937)	-	-	-	(4,937)	-
Refundable deposits	8,296	-	-	-	8,296	-
Deferred revenue	-	-	-	2,866	2,866	-
Net cash provided (used) by operating activities	\$ 378,541	\$ 694,546	\$ 6,818	\$ (534,686)	\$ 545,219	\$ (55,037)
<b>Noncash investing, capital and financing activities:</b>						
Purchase of equipment on account	\$ 49,489	\$ 20,165	\$ -	\$ 18,667	\$ 88,321	\$ -
Prior year purchase of equipment on account	\$ 96,507	\$ 4,734	\$ -	\$ 16,385	\$ 117,626	\$ -
Contributions of capital assets from governmental funds	\$ -	\$ -	\$ -	\$ -	\$ -	\$ 86,776
Transfer net book value of equipment	\$ -	\$ 9,701	\$ (9,701)	\$ -	\$ -	\$ -

See Notes to the Basic Financial Statements.



**CITY OF SIDNEY, OHIO**  
**STATEMENT OF FIDUCIARY NET ASSETS**  
**FIDUCIARY FUNDS**  
**DECEMBER 31, 2011**

	<u>Agency Funds</u>
<b>ASSETS</b>	
Pooled cash	\$ 41,954
Pooled investments	3,116
Municipal Court checking account	124,850
Accounts receivable	<u>9,460</u>
Total assets	<u>\$ 179,380</u>
<b>LIABILITIES</b>	
Accounts payable	\$ 6,501
Due to other governments	110,807
Undistributed monies	<u>62,072</u>
Total liabilities	<u>\$ 179,380</u>

See Notes to the Basic Financial Statements

**CITY OF SIDNEY, OHIO**  
**Notes to the Basic Financial Statements**  
**December 31, 2011**

---

1. Summary of Significant Accounting Policies:

A. Reporting Entity

The City of Sidney, Ohio (City) is a political unit incorporated and established for the purpose of exercising the rights and privileges conveyed to it by the constitution and laws of the State of Ohio.

The City was incorporated in 1820, and has a Council-Manager form of government. The City provides the following services: police, fire, judicial, highways and streets, water, sewer, sanitation, recreation, public transportation, public improvements, planning and zoning and general administrative services.

For financial reporting purposes, the City includes in this report all funds, agencies, boards, commissions, and departments in accordance with criteria established in Governmental Accounting Standards Board (GASB) Statement No. 14, as amended by GASB Statement No. 39. Under the provisions of GASB Statement No. 14 (as amended), the City of Sidney is the primary government, since it is a general purpose government that has a separate elected governing body; functions as a separate legal entity; and is fiscally independent of other state and local governments. As used in GASB Statement No. 14, fiscally independent means that the City may, without the approval or consent of another governmental entity, determine or modify its own budget, levy its own taxes or set rates or charges, and issue debt. As required by accounting principles generally accepted in the United States of America, these basic financial statements present the government and its component units, entities for which the government is considered to be financially accountable. Blended component units, although legally separate entities, are, in substance, part of the government's operations and so data is combined with data of the primary government. Each discretely presented component unit, on the other hand, is reported in a separate column in the combined financial statements to emphasize it is legally separate from the government. There are no blended or discretely presented component units at December 31, 2011.

Certain units of local governments, over which the City exercises no authority, such as the Shelby County Library District, Shelby County Health District and Upper Valley Joint Vocational School, are other local governmental and non-profit entities with independent elected officials and are excluded from the accompanying basic financial statements. The City is not a component unit of any other entity and does not have any component units, which require inclusion in the basic financial statements.

Other local governments and non-profit entities that overlap the City's boundaries are Shelby County and the Sidney City School District. These entities do not meet the reporting entity criteria and, therefore, are not included in the City's financial reports.

B. Basis of Presentation

Government-wide financial statements

The statement of net assets and the statement of activities display information about the City as a whole. These statements distinguish between activities that are governmental in nature, which are normally supported by taxes and intergovernmental revenues; and business-type activities, which rely to a significant extent upon fees and charges for support. As a general rule the effect of interfund activity has been eliminated from the government-wide financial statements.

**CITY OF SIDNEY, OHIO**  
**Notes to the Basic Financial Statements**  
**December 31, 2011**

---

Exceptions to this general rule are charges between the government's water, sewer, stormwater and solid waste function. Elimination of these charges would distort the direct costs and program revenues reported for the various functions concerned. The government-wide financial statements do not include the assets and liabilities of the City's fiduciary funds.

The government-wide statements are prepared using the economic resources measurement focus and the accrual basis of accounting, as are the proprietary fund financial statements. Revenues are recorded when earned and expenses are recorded when a liability is incurred, regardless of the timing of related cash flows.

The government-wide statement of activities presents a comparison between expenses and program revenues for each segment of the business-type activities of the City and for each governmental program. Program revenues include charges paid by the recipients of the goods or services as well as grants and contributions that are restricted to meeting the operational or capital requirements of a particular program. Revenues not classified as program revenues are presented as general revenues. The comparison of program revenues and expenses identifies the extent to which each program or business-type segment is self-supporting or relies upon general revenues of the City.

The caption "Capital assets, net of related debt" consists of capital assets net of accumulated depreciation and reduced by the outstanding balances of any bonds, mortgages, notes, or other borrowings that are attributable to the acquisition, construction, or improvement of those assets.

Net assets are reported as restricted when constraints placed upon their use are either: 1) externally imposed by creditors (such as through debt covenants), grantors, contributors, or laws or regulations of other governments, or 2) imposed by law through constitutional provisions or enabling legislation. The net assets restricted for other purposes result from special revenue funds and the restrictions on their net asset use. When both restricted and non-restricted resources are available for use, it is the City's policy to use non-restricted resources first, then restricted resources, as they are needed.

#### Fund Financial Statements

Separate financial statements are provided for governmental funds, proprietary funds, and fiduciary funds. Fiduciary funds are excluded from the government-wide financial statements. Major individual governmental and enterprise funds are reported in separate columns in the fund financial statements. All other funds are aggregated and reported as non-major governmental or non-major enterprise funds.

The accounting policies and financial reporting practices of the City conform to accounting principles generally accepted in the United States of America for local governments as prescribed by the GASB.

The accounts of the City are organized on the basis of funds, each of which is considered a separate accounting entity. The operations of each fund are accounted for with a separate set of self-balancing accounts that comprise its assets, liabilities, fund equity, revenues and expenditures (expenses). Fund accounting segregates funds according to the intended purpose and is used to aid management in demonstrating compliance with financial-related legal and contractual provisions.

**CITY OF SIDNEY, OHIO**  
**Notes to the Basic Financial Statements**  
**December 31, 2011**

---

Governmental Funds

Governmental funds are those through which most governmental functions typically are financed. The acquisition, use and balances of the City's expendable financial resources and the related current liabilities (except those accounted for in proprietary funds) are accounted for through governmental funds. The City reports the following major governmental funds:

General Fund - The General Fund is used to account for government resources not accounted for in any other fund. The General Fund balance is available to the City for any purpose provided it is expended or transferred according to the City Charter and/or the general laws of the State of Ohio. Also to account for the collection, collection costs, and distribution of City-levied income tax.

Street Repair & Maintenance Fund - To account for state-levied and controlled gasoline tax and motor vehicle registration fees restricted for street maintenance and repair.

Capital Improvement Fund - To account for the income tax resources for capital improvements used for general improvement of all City facilities and operations.

Proprietary (Business-type) Funds

The proprietary funds are used to account for the City's ongoing activities that are similar to those found in the private sector where the intent of the governing body is that the cost (expenses, including depreciation) of providing goods or services to the general public on a continuing basis be financed or recovered primarily through user charges. The City reports the following major proprietary funds:

Water Fund - Accounts for the operation of the waterworks distribution system and related expenses, including capital improvement and debt service. The operation is exclusively financed by customer user charges.

Sewer Fund - Accounts for the operation of the sanitary sewer collection and treatment system and related expenses, including capital improvement and debt service. The operation is exclusively financed by customer user charges.

Stormwater Fund - Accounts for the operation and maintenance of the stormwater system, and related expenses, including capital improvement. The operations are financed through customer user charges.

Additionally, the City reports the following fund types:

Internal service funds - Account for services, such as information management, vehicle maintenance, revenue collections and service center operations, provided to other departments of the City on a cost-reimbursement basis.

Fiduciary funds - Generally are used to account for assets held in a fiduciary capacity on behalf of others. The City holds assets in agency funds for four other entities: (1) Municipal Court, (2) City employees' medical reimbursement plan, (3) Village of Port Jefferson's sewer bills, and (4) the Great Miami River Watershed Protection Project.

**CITY OF SIDNEY, OHIO**  
**Notes to the Basic Financial Statements**  
**December 31, 2011**

---

C. Basis of Accounting

**Governmental Funds.** The accounting and financial reporting treatment that applies to a fund is determined by its measurement focus. All governmental funds are accounted for using a current financial resources measurement focus. With this measurement focus, only current assets and current liabilities are included on the balance sheet. Operating statements of these funds present increases (i.e., revenues and other financing sources) and decreases (i.e., expenditures and other financing uses) in current financial resources.

The modified accrual basis of accounting is used for all governmental fund types. Under the modified accrual basis of accounting, revenues are recognized when susceptible to accrual (i.e., when they become both measurable and available). "Measurable" means the amount of the transaction can be reasonably determined and "available" means collectible within the current period or soon enough thereafter to be used to pay liabilities of the current period. The City considers revenues available if they are collected within 30 days after year end. Expenditures are recorded generally when the related fund liability is incurred. However, debt service expenditures, as well as expenditures related to compensated absences and claims and judgments, are recorded only when payment is due.

Those revenues susceptible to accrual are property taxes, income taxes, franchise taxes, special assessments, licenses, interest revenue and charges for services. Fines, permits and parking meter revenues are not susceptible to accrual because they are generally not measurable until received in cash.

The City reports deferred revenues on its governmental funds' balance sheet. Deferred revenues arise when potential revenue does not meet both the "measurable" and "available" criteria for recognition in the current period. Deferred revenues also arise when the City receives resources before it has a legal claim to them, as when grant monies are received prior to the incurrence of qualifying expenditures. In subsequent periods, when both revenue recognition criteria are met, or when the City has a legal claim to the resources, the liability for deferred revenue is removed from the balance sheet and revenue is recognized.

Because governmental funds' financial statements use a different measurement focus and basis of accounting than the government-wide statements, governmental funds' financial statements include reconciliations to the government-wide statements.

**Proprietary Funds.** All proprietary funds – enterprise funds and internal service funds - are accounted for on a flow of economic resources measurement focus. With this measurement focus, all assets and all liabilities associated with the operation of these funds are included on the balance sheet.

Proprietary fund-type operating statements present increases (i.e., revenues) and decreases (i.e., expenses) in net total assets. Proprietary funds distinguish operating revenues and expenses from non-operating items. Operating revenues and expenses generally result from providing services and producing and delivering goods in connection with a proprietary fund's principal ongoing operations. All revenues and expenses not meeting this definition are reported as non-operating revenues and expenses.

**CITY OF SIDNEY, OHIO**  
**Notes to the Basic Financial Statements**  
**December 31, 2011**

---

The accrual basis of accounting is utilized by proprietary funds. Under this method, revenues are recorded when earned and expenses are recorded at the time liabilities are incurred.

*Agency Funds.* The agency funds, being custodial in nature, are merely "assets equal liabilities" and, thus, do not involve the measurement of results of operations. Agency funds are accounted for using the accrual basis of accounting.

**D. Budgets and Budgetary Accounting**

The City follows procedures prescribed by State law in establishing the budgetary data reflected in the financial statements as follows:

- (1) The County Budget Commission has suspended the requirement to prepare a tax budget. In lieu of the tax budget, about January 1 of each year, the City will submit to the Budget Commission a report of estimated revenue and actual unencumbered cash balances by fund. Thereafter, the County Budget Commission will issue an Official Certificate of Estimated Resources (OCER).
- (2) Unencumbered appropriations lapse at year-end. No contract, agreement or other obligation involving the expenditure of money shall be entered into unless the Finance Officer first certifies that the money required for such contract, agreement, obligation or expenditure is in the treasury, or is anticipated to come into the treasury, before the maturity of such contract.
- (3) All funds of the City have annual budgets legally adopted by the City Council.

The City Manager acts as budget officer for the City and submits a proposed operating budget to the City Council on an annual basis. Public hearings are held to obtain taxpayer comments. The Council enacts the budget through passage of an ordinance. The appropriations ordinance controls expenditures at the level of (1) personal services and (2) contractual, materials and other. Council can amend the budget at the legal level of control, through the passage of supplemental ordinances. Management can amend appropriations below this level without council approval. Supplemental appropriations to the original appropriations ordinance were made during the year, but were not material in relation to the original appropriations.

Encumbrance accounting, under which purchase orders, contracts and other commitments for the expenditure of monies are recorded in order to reserve that portion of the applicable appropriation, is employed as an extension of formal budgetary control in the governmental funds.

While reporting financial position, results of operations and changes in fund balances on the basis of accounting principles generally accepted in the United States of America (GAAP), the budgetary basis, as provided by law, is based upon accounting for certain transactions on a basis of cash receipts and disbursements.

Schedules of Revenues, Expenditures and Changes in Fund Balances - Budget and Actual - Budget (Non-GAAP) Basis for the General Fund and major special revenue funds are presented on the budgetary basis in the Required Supplementary Information to provide a meaningful comparison of actual results with the budget. The major differences between the budget basis

**CITY OF SIDNEY, OHIO**  
**Notes to the Basic Financial Statements**  
**December 31, 2011**

---

and the GAAP basis are that:

- (1) Revenues are recorded when received in cash (budget) as opposed to when they are both measurable and available (GAAP).
- (2) Expenditures are recorded when paid in cash (budget) as opposed to restricted, committed, or assigned fund balance (GAAP).
- (3) Encumbrances are recorded as the equivalent of expenditures (budget) as opposed to a restricted, committed, or assigned fund balance (GAAP).

**E. Cash and Cash Equivalents**

To improve cash management, most of the cash received by the City is pooled. The exceptions to this policy are as follows:

- Municipal Court, an agency fund, maintains its deposits in a separate checking account.
- An outside agency, Shelby County, is holding cash deposits for the County Auto License Fund.

Monies for all other funds, including proprietary funds, are maintained in this pool. Individual fund integrity is maintained through City records. Each fund's interest in the pool is presented as "Pooled Cash" on the balance sheet.

For purposes of the statements of cash flows and for presentation on the statement of net assets/balance sheet, investments with an original maturity of three months or less and restricted cash are considered to be cash equivalents.

**F. Pooled Investments**

All investments of the City are recorded at fair value, in accordance with GASB Statement No. 31, "Accounting and Financial Reporting for Certain Investments and for External Investment Pools." The statement established accounting and reporting guidelines for government investments and investment pools. Interest earnings from investments are allocated to the General Fund except for funds derived from contract, trust agreement, grant terms or City policy which require crediting otherwise.

**G. Inventory and Prepaid Items**

Inventory is valued at cost using the first-in/first out (FIFO) method. The proprietary funds' inventories are recorded as expenses when used. Inventory in governmental funds consists of expendable supplies held for consumption. The cost is recorded as an expenditure at the time individual inventory items are used. Reported inventories are included within the nonspendable fund balance classification in the governmental funds category, which indicates that it does not constitute available resources.

Payments made to vendors for services that will benefit periods beyond December 31, 2011 are recorded as prepaid items using the consumption method by recording a current asset for the prepaid amount and reflecting the expenditure/expense in the year in which it was consumed.

**CITY OF SIDNEY, OHIO**  
**Notes to the Basic Financial Statements**  
**December 31, 2011**

---

**H. Capital Assets**

Capital assets include land, improvements to land, buildings, building improvements, machinery, equipment, infrastructure and all other assets that are used in operations and that have initial useful lives extending beyond a single reporting period. Infrastructure is defined as long-lived capital assets that normally are stationary in nature and normally can be preserved for a significantly greater number of years than most capital assets. Examples of infrastructure include roads, bridges, sidewalks, and similar items.

The City defines capital assets as assets with an initial, individual cost of more than \$5,000 and an estimated useful life in excess of one year. All capital assets are valued at historical cost, or estimated historical cost, if actual cost is not available. Donated capital assets are valued at their estimated fair market value at the time received. Interest incurred during the construction phase of capital assets of business-type activities and proprietary funds is capitalized.

When capital assets are purchased, they are capitalized and depreciated in the government-wide statements and the proprietary fund statements. Capital assets are recorded as expenditures of the current period in the governmental fund financial statements.

Depreciation is calculated using the straight-line method over the estimated useful lives of the assets. Estimated useful lives of the various classes of depreciable capital assets are as follows:

<u>Description</u>	<u>Estimated Useful Life (In Years)</u>
Land improvements	10 to 25
Buildings and improvements	10 to 45
Machinery and equipment	3 to 20
Infrastructure	23 to 50

**I. Bond Issuance Costs**

Bond issuance costs are deferred and amortized over the terms of the bonds using methods that approximate the effective interest method. Issuance costs at December 31, 2011 amounted to \$294,967.

**J. Compensated Absences**

City employees are granted vacation and sick leave in varying amounts. In the event of termination, an employee is reimbursed for accumulated vacation and sick leave at various rates.

Vested vacation and sick leave is recorded as an expense in the government-wide statements for the period in which such leave was earned. For governmental fund financial statements, compensated absences are recognized as liabilities and expenditures as payments come due each period upon the occurrence of employee resignations and retirements. These amounts are recorded in the General fund as compensated absences.

Payment of vacation and sick leave recorded in the government-wide financial statements is dependent upon many factors; therefore, timing of future payments is not readily determinable. Management believes that sufficient resources will be made available when payment is due.



**CITY OF SIDNEY, OHIO**  
**Notes to the Basic Financial Statements**  
**December 31, 2011**

---

**K. Fund Balance**

In accordance with Governmental Accounting Standards Board Statement No. 54, *Fund Balance Reporting and Governmental Fund Type Definitions*, the City classifies its fund balance based on the purpose for which the resources were received and the level of constraint placed on the resources were received and the level of constraint placed on the resources. The following categories are used:

Nonspendable – resources that are not in spendable form (inventory & prepaid expenses) or have a legal or contractual requirement to maintain the balance intact.

Restricted – resources that have external purpose restraints imposed on them by providers, such as creditors, grantors, or other regulators, or through enabling legislation.

Committed – resources that are constrained for specific purposes that are internally imposed on them by the government by formal action (ordinance) at its highest level of decision making authority, City Council. These committed amounts cannot be used for any other purpose unless the City Council changes the specified use by taking the same type of action it employed to previously commit those amounts.

Assigned – resources that are intended to be used for specific purposes as approved by the City Manager with authority given by City Charter.

Unassigned – residual fund balance within the General Fund that is not restricted, committed, or assigned. In other governmental funds, the unassigned classification is used only to report a deficit balance resulting from incurred expenses for specific purposes exceeding amounts which had been restricted, committed or assigned for said purposes.

The City applies restricted resources first when an expense is incurred for purposes which both restricted and unrestricted net assets are available. The City considers committed, assigned, and unassigned fund balances, respectively, to be spent when expenditures are incurred for purposes for which any of the unrestricted fund balance classifications could be used.

**L. Pensions**

The provision for pension costs are recorded when the related payroll is accrued and the obligation is incurred.

**M. Grants and Other Intergovernmental Revenues**

Federal grants and assistance awards made on the basis of entitlement periods are recorded as intergovernmental receivables and revenues when entitlement occurs. All other reimbursement-type grants are recorded as intergovernmental receivables and revenues when the related expenditures are incurred.

**CITY OF SIDNEY, OHIO**  
**Notes to the Basic Financial Statements**  
**December 31, 2011**

---

N. Interfund Activity

Transfers between governmental and business-type activities on the government-wide statements are reported in the same manner as general revenues.

Exchange transactions between funds are reported as revenues in the seller funds and as expenditures/expenses in the purchaser funds. Flows of cash or goods from one fund to another without a requirement for repayment are reported as interfund transfers. Interfund transfers are reported as other financing sources/uses in governmental funds and after nonoperating revenues/expenses in proprietary funds. Repayments from funds responsible for particular expenditures/expenses to the funds that initially paid for them are not presented on the financial statements.

O. Financial Disclosure

Private-sector standards of accounting and reporting issued on or before November 30, 1989, are followed in both the government-wide and enterprise fund financial statements to the extent that those standards do not conflict with or contradict guidance of the Governmental Accounting Standards Board. Governments also have the *option* of following subsequent private-sector guidance for their business-type activities and enterprise funds, subject to this same limitation. The City has elected not to follow subsequent private-sector guidance.

P. Estimates

The preparation of these financial statements in conformity with accounting principles generally accepted in the United States of America require management to make estimates and assumptions that affect the reported amounts of assets and liabilities and disclosure of contingent liabilities at the date of the financial statements and reported amounts of revenues and expenditure/expenses during the reporting period. Actual results could differ from those estimates.

Q. Restricted Assets

The City has certain resources from the bond issuance of Water fund Recovery Zone Economic Development Bonds in the amount of \$2,250,000. These resources are classified as restricted cash on the Statement of Net Assets because their use is limited by bond covenants. These resources are to fund the purchase of the new water source property acquisition and other new water source project costs.

2. Cash and Cash Equivalents:

The City maintains a cash deposit and investment pool for all funds, except for the following:

- Municipal Court, an agency fund, maintains its deposits in a separate checking account.
- An outside agency, Shelby County, is holding cash deposits for the County Auto License Fund.
- Imprest cash held on hand and was \$3,100 at December 31, 2011.

At December 31, 2011 the carrying amount of the City's deposits was \$14,930,640 and the bank balance was \$15,051,775. Of the bank balance:

1. \$381,848 was covered by federal depository insurance;
2. \$14,669,927 was collateralized with securities held by the pledging financial institution's trust departments or agents, but not in the City's name.

**CITY OF SIDNEY, OHIO**  
**Notes to the Basic Financial Statements**  
**December 31, 2011**

---

3. Pooled Investments:

Each fund's share of investments is shown separately on the combined balance sheet as "pooled investments." Income accrued on investments is shown collectively by fund on the balance sheet as "accrued interest receivable."

The State of Ohio by statute has established collateral requirements for financial institutions acting as public depositories. The public depositories must either pledge specific qualified securities with a market value of at least equal to 102% of the total amount of all public deposits to be secured, or pledge a pool of collateral with a market value of at least 105% of the total amount of public deposits secured. Pooled securities so pledged provide the equivalent of a deposit insurance fund. This approach protects all public entities against a single public depository collapse. The state has implemented collateral pools to minimize the interest penalty to public entities for protecting public deposits.

All investments are reported at fair value which is based on quoted market prices.

The City's pooled investments consisted of notes issued by U.S. government-sponsored Corporations for \$1,101,604 at December 31, 2011. This pooled investment has a 4.87 weighted average maturity (in years).

*Interest Rate Risk.* To the extent possible, the City will attempt to match its investments with anticipated cash flow requirements. In accordance with its investment policy, the City manages its exposure to declines in fair values by not directly investing in securities maturing more than 5 years from the date of purchase unless matched to a specific cash flow requirement.

*Credit Risk.* As of December 31, 2011, the City's investments in government-sponsored corporations were rated AA+ by Standard & Poor's and Aaa by Moody's Investors Service. The City's investment policy is silent regarding credit risk of investments.

*Custodial Credit Risk.* The ORC, the City's charter, and the City's investment policy authorize the City to invest in the State Treasury Asset Reserve of Ohio (STAROhio), certificates of deposit, repurchase agreements, United States treasury bills and notes, notes issued by United States agencies and government-sponsored corporations, bankers' acceptances and commercial paper of the highest rating. The above legislative investment policy applies to all funds and fund types. All deposits are made to authorized public depositories and contracts with such institutions that are in accordance with the ORC and the City's charter.

*Concentration of Credit Risk.* To avoid over-concentration in securities from a specific issuer or business sector (excluding securities of the U.S. Treasury, U.S. government-sponsored agencies, and U.S. government-sponsored corporations), the City has established the following maximum allocations based on investments valued at cost:

Certificates of Deposit	40%
Commercial Paper and Banker Acceptances	25%
Repurchase agreements, money market funds, STAR Ohio, and NOW accounts	50%

**CITY OF SIDNEY, OHIO**  
**Notes to the Basic Financial Statements**  
**December 31, 2011**

---

Investment in any one issuer that represents 5% or more of the total investments (excluding cash and cash equivalents) at December 31, 2011 was:

<u>Issuer</u>	<u>Fair Value</u>	<u>Percent</u>
U.S. Government-Sponsored Corporations: Federal Home Loan Bank	\$1,101,604	100%

4. Income Taxes:

Municipalities within the State of Ohio are permitted by state statute to levy an income tax up to a maximum rate of 1% subject to the approval of the local legislative body. Any rate in excess of 1% requires the approval of a majority of the eligible voters residing within the municipal corporation. The City of Sidney levies a permanent 1.5% tax on all wages, salaries, commissions and other compensation paid by employers and the net profits from a business or professional person earned within the City, excluding income from intangible personal property. In addition, City residents pay City income tax on income earned outside the City, net of a credit for income taxes paid to other municipalities.

4. Property Taxes:

Property taxes are levied against all real and public utility property located in the City.

Revenues from property taxes are used by the City pursuant to state statutes for General Fund operations and as a partial provision for payment of accrued police and fire pension costs.

Ohio law prohibits taxation of property from all taxing authorities in excess of 1% (10 mills) of assessed value without a vote of the people. Under current procedures, the City's share is 0.320% (3.2 mills) of assessed value, including .6 mills to fund the police and fire unfunded pension liability. Real property and public utility taxes collected during 2011 were levied on December 31, 2010 on assessed values listed as of January 1, 2010, the lien date. One-half of these taxes were due on February 14, 2011 with the remaining balance due on July 20, 2011.

House Bill No. 66 was signed into law on June 30, 2005. House Bill No. 66 phased out the tax on tangible personal property of general businesses, telephone, and telecommunications companies, and railroads. The tax on general business and railroad property was eliminated in 2009, and the tax on telephone and telecommunications property was eliminated in 2011. The bill replaced the revenue lost by the City due to the phasing out of the tax. In 2011 this reimbursement was essentially eliminated as a result of the State of Ohio's biennial budget effective July 1, 2011.

Assessed values of real property are established by State law at 35% of appraised market value. A revaluation of all property is required to be completed no less than every six years with equalization adjustments in the third year following reappraisal. The last revaluation was completed in 2011. Public utility property taxes are assessed on tangible personal property as well as land and improvements at true value (50% of cost). The assessed value for 2010 upon which the 2011 levy was based was approximately \$379,491,650. The assessed value for 2011 upon which the 2012 levy will be based is approximately \$356,004,730.

The Shelby County Treasurer collects property taxes on behalf of all taxing districts, including the City of Sidney. The County Auditor periodically remits to the City its portion of taxes collected.

**CITY OF SIDNEY, OHIO**  
**Notes to the Basic Financial Statements**  
**December 31, 2011**

5. Capital Assets:

Capital asset activity for the year ended December 31, 2011 was as follows:

Governmental activities:

	Beginning Balance	Additions	Disposals	Net Transfers	Ending Balance
<i>Capital assets not being depreciated:</i>					
Land	\$ 7,632,261	\$ -	\$ -	\$ -	\$ 7,632,261
Construction in progress	120,237	2,442,181	-	-	2,562,418
Subtotal	<u>7,752,498</u>	<u>2,442,181</u>	<u>-</u>	<u>-</u>	<u>10,194,679</u>
<i>Capital assets being depreciated:</i>					
Buildings and improvements	17,854,790	276,455	-	-	18,131,245
Machinery and equipment	9,375,223	686,170	(235,099)	15,910	9,842,204
General infrastructure	46,245,471	1,298,429	-	-	47,543,900
Subtotal	<u>73,475,484</u>	<u>2,261,054</u>	<u>(235,099)</u>	<u>15,910</u>	<u>75,517,349</u>
Totals at historical cost	<u>81,227,982</u>	<u>4,703,235</u>	<u>(235,099)</u>	<u>15,910</u>	<u>85,712,028</u>
<i>Less accumulated depreciation for:</i>					
Buildings and improvements	4,920,761	459,167	-	-	5,379,928
Machinery and equipment	6,646,443	654,831	(235,099)	15,910	7,082,085
General infrastructure	16,925,789	1,849,585	-	-	18,775,374
Total accumulated depreciation	<u>28,492,993</u>	<u>2,963,583</u>	<u>(235,099)</u>	<u>15,910</u>	<u>31,237,387</u>
Net capital assets	<u>\$ 52,734,989</u>	<u>\$ 1,739,652</u>	<u>\$ -</u>	<u>\$ -</u>	<u>\$ 54,474,641</u>

Depreciation was charged to governmental activities as follows:

General government	\$ 28,114
Police	347,141
Fire	240,757
Judicial	122,702
Health	24,675
Street repairs and maintenance	1,913,426
Community development	1,611
Community environment	20,814
Parks and recreation	<u>187,686</u>
Total governmental funds depreciation expense	<u>\$ 2,886,926</u>
Portion of internal service funds' depreciation allocable to governmental activities	<u>76,657</u>
Total additions to accumulated depreciation of governmental activities	<u>\$ 2,963,583</u>

**CITY OF SIDNEY, OHIO**  
**Notes to the Basic Financial Statements**  
**December 31, 2011**

Business-type activities:

	Beginning Balance	Additions	Disposals	Net Transfers	Ending Balance
<i>Capital assets not being depreciated:</i>					
Land	\$ 790,693	\$ -	\$ -	\$ -	\$ 790,693
Construction in progress	4,914,028	828,819	-	(2,834,450)	2,908,397
Subtotal	<u>5,704,721</u>	<u>828,819</u>	<u>-</u>	<u>(2,834,450)</u>	<u>3,699,090</u>
<i>Capital assets being depreciated:</i>					
Buildings, improvements and Infrastructure	58,249,228	10,288	-	1,127,238	59,386,754
Machinery and equipment	9,675,103	399,486	(70,370)	1,707,212	11,711,431
Subtotal	<u>67,924,331</u>	<u>409,774</u>	<u>(70,370)</u>	<u>2,834,450</u>	<u>71,098,185</u>
Totals at historical cost	<u>73,629,052</u>	<u>1,238,593</u>	<u>(70,370)</u>	<u>-</u>	<u>74,797,275</u>
<i>Less accumulated depreciation for:</i>					
Buildings, improvements and Infrastructure	21,742,821	1,357,923	-	-	23,100,744
Machinery and equipment	7,303,750	499,865	(70,151)	-	7,733,464
Total accumulated depreciation	<u>29,046,571</u>	<u>1,857,788</u>	<u>(70,151)</u>	<u>-</u>	<u>30,834,208</u>
Net capital assets	<u>\$ 44,582,481</u>	<u>\$ (619,195)</u>	<u>\$ (219)</u>	<u>\$ -</u>	<u>\$ 43,963,067</u>

Depreciation was charged to business-type activities as follows:

Water	\$ 444,492
Sewer	938,845
Transportation	160,108
Stormwater	200,831
Yard waste	8,610
Airport	73,602
Swimming Pool	<u>31,300</u>
Total additions to accumulated depreciation of business-type activities	<u>\$ 1,857,788</u>

6. Pension Plans:

Both the Ohio Police and Fire Pension Fund and the Ohio Public Employees Retirement System are reported using GASB Statement No. 27 "Accounting for Pensions by State and Local Governmental Employers". Substantially all City employees are covered by one of the two plans, namely, the Ohio Police and Fire Pension Fund or the Ohio Public Employees Retirement System.

Ohio Public Employees Retirement System

Ohio Public Employees Retirement System (OPERS) administers three separate pension plans as described below:

- 1) The Traditional Pension Plan – a cost-sharing, multiple-employer defined benefit pension plan.
- 2) The Member-Directed Plan – a defined contribution plan in which the member invests both

**CITY OF SIDNEY, OHIO**  
**Notes to the Basic Financial Statements**  
**December 31, 2011**

---

- 2) The Member-Directed Plan – a defined contribution plan in which the member invests both member and employer contributions (employer contributions vest over five years at 20% per year). Under the Member-Directed Plan members accumulate retirement assets equal to the value of member and (vested) employer contributions plus any investment earnings.
- 3) The Combined Plan – a cost-sharing, multiple-employer defined benefit pension plan. Under the Combined Plan, OPERS invests employer contributions to provide a formula retirement benefit similar in nature to the Traditional Pension Plan benefit. Member contributions, the investment of which is self-directed by the members, accumulate retirement assets in a manner similar to the Member-Directed Plan.

OPERS provides retirement, disability, survivor and death benefits and annual cost-of-living adjustments to members of the Traditional Pension and Combined Plans. Members of the Member-Directed Plan do not qualify for ancillary benefits. Authority to establish and amend benefits is provided in Chapter 145 of the Ohio Revised Code.

OPERS issues a publicly available stand-alone financial report. Interested parties may obtain a copy by making a written request to OPERS, 277 East Town Street, Columbus, Ohio 43215-4642, or by calling (614) 222-5601 or 1-800-222-7377.

The Ohio Revised Code provides statutory authority for member and employer contributions. For 2011, the member and employer contribution rates were consistent across all three plans. The 2011 member contribution rates were 10.0%.

The 2011 employer contribution rate was 14.00% of covered payroll. The City's contributions, representing 88% for 2011, 100% for 2010 and 2009 of employer's contributions for the years ended December 31, 2011, 2010, and 2009 were \$1,025,845, \$1,036,199, and \$1,072,925, respectively. The unpaid portion of \$119,812 is reported as liability in the respective funds.

#### Ohio Police and Fire Pension Fund

The City of Sidney contributes to the Ohio Police and Fire Pension Fund (OP&F), a cost-sharing multiple-employer defined benefit pension plan. OP&F provides retirement and disability pension benefits, annual cost-of-living adjustments, and death benefits to plan members and beneficiaries. Benefit provisions are established by the Ohio State Legislature and are codified in Chapter 742 of the Ohio Revised Code. OP&F issues a publicly available financial report that includes financial information and required supplementary information for the plan. Interested parties may obtain a copy by making a written request to OP&F, 140 East Town Street, Columbus, Ohio 43215-5164.

Plan members are required to contribute 10.0% of their annual covered salary, while employers are required to contribute 19.5% and 24.0% respectively for police officers and firefighters. The City's contributions to OP&F representing 73% for 2011, 100% for 2010 and 2009 for the years ended December 31, 2011, 2010 and 2009 were \$1,192,418, \$1,131,376, and \$1,146,560, respectively. The unpaid portion of \$327,509 is reported as liability in the respective funds.

#### 7. Post Employment Benefits:

##### A. Ohio Public Employees Retirement System

OPERS maintains a cost-sharing, multi-employer defined benefit post-employment healthcare plan, which includes a medical plan, prescription drug program and Medicare Part B premium reimbursement, to qualifying members of both the Traditional Pension and the Combined

**CITY OF SIDNEY, OHIO**  
**Notes to the Basic Financial Statements**  
**December 31, 2011**

---

Plans. Members of the Member-Directed Plan do not qualify for ancillary benefits, including post-employment health care coverage.

In order to qualify for post-employment health care coverage, age-and-service retirees under the Traditional Pension and Combined Plans must have 10 or more years of qualifying Ohio service credit. Health care coverage for disability benefit recipients and qualified survivor benefit recipients is available. The health care coverage provided by OPERS meets the definition of an Other Post Employment Benefit (OPEB) as described in GASB Statement 45.

The ORC permits, but does not mandate, OPERS to provide OPEB benefits to its eligible members and beneficiaries.

Employer contribution rates are expressed as a percentage of the covered payroll of active members. In 2011, state and local employers contributed at a rate of 14.0% of covered payroll, and public safety and law enforcement employers contributed at 18.1%. The ORC currently limits the employer contributions to a rate not to exceed 14.0% of covered payroll for state and local employer units and 18.1% of covered payroll for law and public safety employer units. Active members do not make contributions to the OPEB Plan.

OPERS' Post Employment Health Care plan was established under, and is administered in accordance with, Internal Revenue Code 401(h). Each year, the OPERS Retirement Board determines the portion of the employer contribution rate that will be set aside for funding of post-employment health care benefits. The portion of employer contribution allocated to the health care for members in the Traditional Plan was 4.0% during calendar year 2011. The portion of employer contribution allocated to the health care for members in the Combined Plan was 6.05% during calendar year 2011. The OPERS Retirement Board is also authorized to establish rules for the payment of a portion of the health care benefits provide, by the retiree or their surviving beneficiaries. Payment amounts vary depending on the number of covered dependents and the coverage selected. The portion of the City's contributions that was used to fund post-employment benefits for the years ending December 31, 2011, 2010 and 2009, was \$293,084, \$375,235, and \$452,049 respectively; 88% has been contributed for 2011 and 100% for 2010 and 2009.

The Health Care Preservation Plan (HCPP) adopted by the OPERS Board of Trustees on September 9, 2004, was effective January 1, 2007. Member and employer contribution rates increased January 1 or each year from 2006 to 2008, which allowed additional funds to be allocated to the health care plan.

**B. Ohio Police and Fire Pension Fund**

The City of Sidney contributes to the Ohio Police and Fire Pension Fund (OP&F) sponsored health care program, a cost sharing multiple-employer defined postemployment health care plan administered by OP&F. OP&F provides healthcare benefits including coverage for medical, prescription drugs, dental, vision, Medicare Part B Premium and long term care to retirees, qualifying benefit recipients and their eligible dependents.

OP&F provides access to post-retirement health care coverage for any person who receives or is eligible to receive a monthly service, disability, or survivor benefit check or is a spouse or eligible dependent child of such person. The health care coverage provided by OP&F meets the definition of an Other Post Employment Benefit (OPEB) as described in GASB Statement



**CITY OF SIDNEY, OHIO**  
**Notes to the Basic Financial Statements**  
**December 31, 2011**

No. 45.

The Ohio Revised Code allows, but does not mandate Ohio Police and Fire Pension to provide OPEB benefits. Authority for the OP&F Board of Trustees to provide health care coverage to eligible participants and to establish and amend benefits are codified in Chapter 742 of the Ohio Revised Code.

OP&F issues a publicly available financial report that includes financial information and required supplementary information for the Plan. That report may be obtained by writing to OP&F, 140 East Town Street, Columbus, Ohio 43215-5164.

The Ohio Revised Code provides for contribution requirements of the participating employers and of plan members to the OP&F (defined benefit pension plan) Participating employers are required to contribute to the pension plan at rates expressed as percentages of the payroll of active pension plan members, currently, 19.5% and 24.0% of covered payroll for police and fire employers, respectively. The Ohio Revised Code states that the employer contribution may not exceed 19.5% of covered payroll for police employer units and 24% of covered payroll for fire employer units. Active members do not make contributions to the OPEB Plan.

OP&F maintains funds for health care in two separate accounts. One for health care benefits under IRS Code Section 115 trust and one for Medicare Part B reimbursements administered as an Internal Revenue Code 401(h) account, both of which are with the defined benefit pension plan, under authority granted by the Ohio Revised Code to the OP&F Board of Trustees.

The Board of Trustees is authorized to allocate a portion of the total employer contributions made into the pension plan to the Section 115 trust and the Section 401(h) account as the employer contribution for retiree health care benefits. For the year ended December 31, 2011, the employer contribution allocated to the health care plan was 6.75% of covered payroll.

The City's actual contributions for 2011, 2010 and 2009 that were used to fund post employment benefits for police and firefighters were \$370,468, \$352,637 and \$356,340, respectively; 73% has been contributed for 2011 and 100% for 2010 and 2009.

8. Noncurrent Liabilities:

The following is a summary of changes for noncurrent liabilities of the City for the year ended December 31, 2011:

<b>Governmental activities:</b>	Balance January 1, 2011	Additions	Reductions	Balance December 31, 2011	Due Within One Year
<b>Capital Improvement fund:</b>					
<i>G.O. bonds, 1998-2018, 3.25% to 5.0%, Monumental Bldg renovation</i>	\$ 1,385,000	\$ -	\$1,385,000	\$ -	-
<i>G.O. bonds, 2011-2018, 2.0%, Current Refunding of Monumental Bldg renovation</i>	-	1,260,000	-	1,260,000	175,000
<i>G.O. bonds, 2005-2024, 4.0% to 4.7%, Police Facility Construction</i>	5,780,000	-	325,000	5,455,000	335,000

**CITY OF SIDNEY, OHIO**  
**Notes to the Basic Financial Statements**  
**December 31, 2011**

<b>Governmental activities (continued):</b>	Balance January 1, 2011	Additions	Reductions	Balance December 31, 2011	Due Within One Year
<b>General fund:</b>					
<i>G.O. bonds, 2011-2022, 2.0% to 2.5%, Fire &amp; Police Pension – Refinancing Unfunded Pension Obligation</i>	-	345,000	-	345,000	25,000
<b>Kuther Road TIF fund:</b>					
<i>G.O. bonds 2010-2030, 2.0% to 4.25%, Kuther Road TIF, Water &amp; Sewer Infrastructure</i>	245,000	-	10,000	235,000	10,000
<b>Menards TIF fund:</b>					
<i>G.O. bonds, 2010-2025, 2.0% to 4.0%, Menards TIF, Sewer Infrastructure</i>	700,000	-	30,000	670,000	40,000
Premium on Bonds	16,127	27,176	1,423	41,880	-
Deferred Amount on Current Refunding	-	(54,144)	(637)	(53,507)	-
Accrued vacation and sick leave	1,543,553	821,266	874,589	1,490,230	95,267
Unfunded police/fire pension obligation	<u>323,714</u>	<u>-</u>	<u>323,714</u>	<u>-</u>	<u>-</u>
<b>Total</b>	<b><u>\$ 9,993,394</u></b>	<b><u>\$2,399,298</u></b>	<b><u>\$2,949,089</u></b>	<b><u>\$ 9,443,603</u></b>	<b><u>\$ 680,267</u></b>

<b>Business-type activities:</b>	Balance January 1, 2011	Additions	Reductions	Balance December 31, 2011	Due Within One Year
<b>Water fund:</b>					
<i>O.W.D.A. loans, 2009-2029, 0% ARRA –Distribution system upgrades, Automated water meter reads system</i>	\$ 3,530,621	\$ 542,874	\$ 219,810	\$ 3,853,685	\$ 219,810
<i>O.W.D.A. loans, 2009-2029, 0% ARRA – NMHP distribution system</i>	295,452	3,000	15,708	282,744	15,708
<i>G.O. bonds, 2010-2040, 2.0% to 4.5% Water Source testing</i>	705,000	-	5,000	700,000	15,000
Premium on Bonds	4,099	-	141	3,958	-
<i>Recovery Zone Economic Development Bonds –Taxable G.O. bonds, 2010-2040, coupon interest rate of 5.45% to 6.0% (45% Federal interest subsidy to reduce interest cost) Water source property acquisition and other water source projects</i>	2,542,000	-	5,000	2,537,000	45,000

**CITY OF SIDNEY, OHIO**  
**Notes to the Basic Financial Statements**  
**December 31, 2011**

<b>Business-type activities (continued):</b>	Balance January 1, 2011	Additions	Reductions	Balance December 31, 2011	Due Within One Year
<b>Sewer fund:</b>					
<i>G.O. bonds, 2001-2022, 4.0% to 4.625% - Wastewater system improvements</i>	5,770,000	-	5,770,000	-	-
<i>G.O. bonds, 2011-2022, 2.0% to 2.5% - Current refunding of Wastewater system improvements</i>	-	5,500,000	-	5,500,000	460,000
Premium on Bonds	-	34,465	259	34,206	-
Deferred Amount on Current Refunding	-	(150,640)	(1,133)	(149,507)	-
Accrued vacation and sick leave	<u>380,491</u>	<u>228,714</u>	<u>169,167</u>	<u>440,038</u>	<u>14,027</u>
<b>Total</b>	<u><b>\$ 13,227,663</b></u>	<u><b>\$6,158,413</b></u>	<u><b>\$6,183,952</b></u>	<u><b>\$ 13,202,124</b></u>	<u><b>\$ 769,545</b></u>

The full faith and credit of the City are pledged as collateral for all general obligation bonds.

The Sewer Fund's general obligation bonds are expected to be paid with sewer revenues generated from sewer rates. The Water Fund's general obligation bonds are expected to be paid with water revenues generated from water rates. The Kuther Road TIF and Menard TIF general obligation bonds are expected to be paid with payments-in-lieu of taxes received from property owners.

During fiscal year 2009 the City entered into two loans with the Ohio Water Development Authority (OWDA). The first loan was issued in the principal amount of \$4,396,202 for the purpose of making improvements to the water meter read and distribution system. As of December 31, 2011, \$4,293,305 had been drawn on the loan; however, semi-annual payments of \$109,905 began on July 1, 2010. The unspent portion of this loan is not included in the future annual requirements table provided on page 42. Water revenue, net of operating and maintenance expenses, is pledged as repayment for this loan.

The second loan was issued in the principal amount of \$314,160 on behalf of Northbrook Mobile Home Park to provide them with financing for water system upgrades. Repayment of this loan is the responsibility of the Northbrook Mobile Home Park; however, the loan is backed by water revenues of the City in the case of default.

To repay the loans issued to OWDA for up to \$4.7 million, the City has pledged future water customer revenues, net of specified operating expenses. The loans are payable solely from water customer net revenues and are payable through 2029. Annual payments on the loans are expected to require less than 7% of net revenues. The total principal payments to be paid on the loans as of December 31, 2011 are \$3,853,685. Principal paid and total customer net revenues for 2011 were \$235,518 and \$3,366,141, respectively.

The City has 30-year taxable general obligation Recovery Zone Economic Development Bonds issued in 2010 in the amount of \$2,542,000. The federal government subsidizes the bonds by reimbursing the City for 45% of the interest payments. Bond proceeds of \$292,000 were used to pay

**CITY OF SIDNEY, OHIO**  
**Notes to the Basic Financial Statements**  
**December 31, 2011**

for new water source project costs. The unspent proceeds as of December 31, 2011 totaling \$2,250,000 will be used for new water source property acquisition and other new water source project costs.

On November 10, 2011, the City issued General Obligation bonds of \$345,000 for OP&F portion of past service cost determined at the time the fund was established in the mid-1930's. The unfunded liability at time of bond issuance had a principal balance of \$323,714 and accrued interest of \$6,840 and was paid in full with this issuance.

On November 10, 2011, the City issued \$6.760 million of General Obligation bonds with interest rates of 2.0% to 2.5% to current refund \$1,235,000 of outstanding 1998 Municipal Court Improvement Project bonds and \$5,395,000 of 2001 Wastewater System Improvement bonds. The 1998 Municipal Court Improvement Project bonds outstanding had an average interest rate of 4.6% and the 2001 Wastewater System Improvement bonds outstanding had an average interest rate of 4.5%. As a result, the 1998 Municipal Court Improvement Project bonds and the 2001 Wastewater System Improvement bonds are defeased and the liability for the bonds has been eliminated.

The current refunding resulted in a difference between the reacquisition price and the net carrying amount of the old debt totaling \$204,784. This difference, reported in the accompanying financial statements as a deduction from bonds payable, is being charged through the year 2018 and 2022 using straight line method of the 1998 Municipal Court Improvement Project bonds and 2001 Wastewater System Improvement bonds, respectively. This current refunding for 1998 Municipal Court Improvement Project bonds reduced debt service payments over the next 7 years by \$129,812 and resulted in an economic gain (difference between the present values of the debt service payments on the old and new debt) of \$148,984. This current refunding of the 2001 Wastewater System Improvement bonds reduced debt service payments over the next 11 years by 763,271 and resulted in an economic gain of \$763,073.

Annual requirements to pay principal and interest on long-term debt at December 31, 2011 are:

	Governmental Activities		Business-Type Activities		Federal Interest Subsidy
	Principal	Interest	Principal	Interest	
2012	\$ 585,000	\$ 302,424	\$ 755,518	\$ 297,031	\$ (65,554)
2013	600,000	282,129	765,518	278,304	(64,450)
2014	615,000	263,229	770,518	266,151	(63,347)
2015	635,000	243,829	775,518	253,899	(62,243)
2016	655,000	223,454	775,518	241,471	(61,139)
2017-2021	2,965,000	779,636	4,122,591	1,008,164	(287,548)
2022-2026	1,840,000	191,260	2,182,591	679,313	(251,128)
2027-2031	70,000	7,863	1,178,657	536,900	(203,917)
2032-2036	-	-	765,000	358,800	(137,160)
2037-2040	-	-	782,000	114,930	(44,226)
<b>Total</b>	<b>\$ 7,965,000</b>	<b>\$ 2,293,824</b>	<b>\$ 12,873,429</b>	<b>\$ 4,034,963</b>	<b>\$ (1,240,712)</b>

**CITY OF SIDNEY, OHIO**  
**Notes to the Basic Financial Statements**  
**December 31, 2011**

---

9. Contingent Liabilities:

The City is the defendant in various court actions, but either it is covered by insurance or the amount involved is not material in relation to the basic financial statements.

The City participates in several federally assisted programs (primarily Transportation and Community Development Block Grants) which are subject to program compliance audits by the grantors or their representatives. The grantor agencies, at their option, may perform economy and efficiency audits, program results audits or conduct monitoring visits. Such audits and visits could lead to reimbursement to the grantor agencies. Management believes such reimbursements, if any, would not be material.

10. Interfund Receivables and Payables:

Interfund balances in the basic financial statements at December 31, 2011 were as follows:

<u>Fund</u>	<u>Receivable</u>	<u>Payable</u>
General	\$ 150,000	\$ 21,753
Capital Improvement	21,753	-
Non-major governmental funds	-	150,000
	<u>\$ 171,753</u>	<u>\$ 171,753</u>

Interfund balances at December 31, 2011 resulted from the timing difference of when reimbursable expenditures occurred and when the payments between funds were made.

11. Interfund Transfers:

Interfund transfers in the basic financial statements for the year ended December 31, 2011 were:

<u>Fund</u>	<u>Transfer In</u>	<u>Transfer Out</u>
General	\$ -	\$ 361,500
Street fund	185,000	
Non-major governmental funds	50,000	-
Non-major enterprise funds	126,500	-
	<u>\$ 361,500</u>	<u>\$ 361,500</u>

All interfund transfers are routine in nature and are to subsidize the operations of the applicable funds.

In 2011 a vehicle was transferred from the Stormwater Fund to the Sewer Fund with a net book value of \$9,701.

**CITY OF SIDNEY, OHIO**  
**Notes to the Basic Financial Statements**  
**December 31, 2011**

12. Components of Fund Balance:

Fund balance is classified as nonspendable, restricted, committed, assigned, and/or unassigned based primarily on the extent to which the City is bound to observe constraints imposed upon the use of the resources in the governmental funds. The constraints placed on fund balance for the major governmental funds and all other governmental funds are presented below:

	General Fund	Street Repair & Maintenance Fund	Capital Improvement Fund	Other Non-major Governmental Funds	Total
<b>Fund balances:</b>					
<b>Nonspendable</b>					
Inventory	\$ 55,479	\$ 93,639	\$ -	\$ -	\$ 149,118
Prepaid Expenses	23,495	293	274	10,874	34,936
<b>Restricted for:</b>					
Streets & Highways	-	194,805	-	55,929	250,734
Law Enforcement	-	-	-	184,073	184,073
Municipal Court	-	-	-	459,948	459,948
Cemetery	-	-	-	801,160	801,160
Community development	-	-	-	290,851	290,851
Tax incremental financing	-	-	-	266,879	266,879
Other purposes	-	-	-	10,295	10,295
<b>Committed to:</b>					
Seperation pay	275,349	-	-	-	275,349
Health	-	-	-	156,581	156,581
Other purposes	-	-	-	69,525	69,525
<b>Assigned to:</b>					
Capital projects	-	-	1,354,486	-	1,354,486
Other purposes	190,981	-	-	-	190,981
<b>Unassigned:</b>	4,667,200	-	-	(148,369)	4,518,831
	<u>\$ 5,212,504</u>	<u>\$ 288,737</u>	<u>\$ 1,354,760</u>	<u>\$ 2,157,746</u>	<u>\$ 9,013,747</u>

13. Risk Management:

The City is exposed to various risks of loss related to torts, thefts of, damage to and destruction of assets, errors and omissions, injuries to employees and natural disasters. The City has joined the Miami Valley Risk Management Association, Inc. (MVRMA), a joint insurance pool. The pool consists of twenty municipalities who pool risk for property, crime, liability, boiler and machinery and public official liability.

The City pays an annual premium to MVRMA for this coverage. The agreement provides that the MVRMA will be self-sustaining through member premiums and the purchase of excess and stop-loss insurance. The deductible per occurrence for all types of claims is \$2,500. During 2011, the Association's per-occurrence retention limit for property was \$250,000, with the exception of boiler and machinery for which there was a \$5,000 per occurrence retention limit. Liability had a per-occurrence retention limit of \$500,000. After the retention limits are reached, excess insurance will cover up to the limits stated below.

General Liability (including law enforcement)	\$10,000,000 per occurrence
Automobile Liability	\$10,000,000 per occurrence

**CITY OF SIDNEY, OHIO**  
**Notes to the Basic Financial Statements**  
**December 31, 2011**

Public Officials Liability	\$10,000,000 per occurrence
Boiler and Machinery	BLANKET COVERAGE
Property	BLANKET COVERAGE
Earthquake	\$25,000,000 per occurrence
Flood	\$25,000,000 per occurrence

There were no significant reductions in insurance coverage during the year in any category of risk. Settled claims did not exceed insurance coverage in each of the past three years.

14. Fund Deficit:

At December 31, 2011, Revenue Collections Fund had a deficit fund balance of \$82,637. This fund deficit is primarily due to the accrual of compensated absences which is long term in nature. The Solid Waste Fund has a deficit fund balance of \$84,375 as of December 31, 2011. Solid Waste charges are billed and collected in advance, therefore, the recording of receivables and unearned income using the accrual basis of accounting generates the fund's deficit balance. Probation Grant Fund has a deficit fund balance of \$1,259 and the Brookside Park Capital Projects Fund has a deficit fund balance of \$147,110 at December 31, 2011, both due to the accrual of expenditures on the modified accrual basis of accounting that were reimbursed by grant proceeds received after the 30-day period of availability.

15. Change in Accounting Principle and Restatement of Fund Balance:

*Change in Accounting Principle:*

For 2011, the City has implemented Governmental Accounting Standards Board (GASB) Statement No. 54, "Fund Balance Reporting and Governmental Fund Type Definitions." GASB 54 shifts the focus of fund balance reporting from the availability of fund resources for budgeting to the extent to which the City is bound to honor constraints on the specific purposes for which amounts in funds can be spent.

*Restatement of Fund Balance:*

The implementation of GASB 54 had the following effects on fund balance of the General Fund as they were previously reported.

	<u>General Fund</u>	<u>Other Non -Major Governmental Funds</u>
Fund balance, 1/1/2011	\$ 4,583,410	\$ 2,535,117
<i>Change in Fund Structure:</i>		
Separation Pay fund balance	434,663	(434,663)
Insurance fund balance	16,161	(16,161)
Imprest cash fund balance	3,100	(3,100)
Special Assessment fund balance	42,296	(42,296)
Fund balance, 1/1/2011, as restated	<u>\$ 5,079,630</u>	<u>\$ 2,038,897</u>

**CITY OF SIDNEY, OHIO**  
**Notes to the Basic Financial Statements**  
**December 31, 2011**

---

14. Contractual Commitment:

The encumbrances (amounts committed to liquidate purchase orders of the prior periods) at December 31, 2011 for governmental activities are as follows:

<u>Fund</u>	<u>Total Encumbrances</u>
General	\$ 190,981
Street	25,889
Capital Improvement	515,988
Non-major	130,656
Total	<u>\$ 863,514</u>

15. Pollution Remediation:

GASB Statement No. 49, Accounting and Financial Reporting for Pollution Remediation Obligations, provides guidance for state and local governments in estimating and reporting the potential cost of pollution remediation. While GASB 49 does not require the City to search for pollution, it does require the City to reasonably estimate and report remediation liability when certain obligating events occur. One such event would be if the City commenced or legally obligated itself to conduct cleanup activities or monitoring or operation and maintenance of the remediation effort. While not an obligating event, in August 2010, the City entered into a grant agreement with the U.S. Environmental Protection Agency to conduct an environmental site assessment and prepare a cleanup and redevelopment plan for the Wagner Manufacturing & Master Vision Polishing Plant. As of December 31, 2011, no pollution remediation liability has been recorded, as the City's involvement does not rise to the level of an obligating event. The City does not own the property and does not expect to be held as a potentially responsible party for the site cleanup.

16. Subsequent Event:

In March 2012, the City entered into a contract with a third party to acquire approximately 118.49 acres of land in the amount of \$1.28 million for the purpose of a new water source for the City. This land will be paid for with the proceeds of General Obligation Recovery Zone Economic Development Bonds issued in 2010.



**CITY OF SIDNEY, OHIO**  
**REQUIRED SUPPLEMENTARY INFORMATION**  
**SCHEDULE OF REVENUES, EXPENDITURES AND CHANGES IN**  
**FUND BALANCES - BUDGET AND ACTUAL - BUDGETARY (NON-GAAP) BASIS**  
**GENERAL FUND**  
**FOR THE YEAR ENDED DECEMBER 31, 2011**

	Original Budget	Final Budget	Actual Including Encumbrances	Variance from Final Budget
<b>REVENUES:</b>				
Local taxes	\$ 10,576,669	\$ 11,159,411	\$ 11,656,429	\$ 497,018
Intergovernmental revenues	1,262,576	1,262,576	1,152,214	(110,362)
Special assessments	225,500	225,500	231,245	5,745
Charges for services	1,574,045	1,574,045	1,380,537	(193,508)
Fines, licenses and permits	122,339	122,339	121,898	(441)
Investment income	115,000	115,000	104,216	(10,784)
Miscellaneous receipts and reimbursements	-	-	-	-
	<u>1,788,935</u>	<u>1,952,935</u>	<u>1,759,992</u>	<u>(192,943)</u>
Total revenues	<u>15,665,064</u>	<u>16,411,806</u>	<u>16,406,531</u>	<u>(5,275)</u>
<b>EXPENDITURES:</b>				
Current:				
General government	2,523,514	3,097,484	2,961,593	135,891
Police	5,909,209	5,779,387	5,626,699	152,688
Fire	4,147,277	4,468,427	4,425,726	42,701
Judicial	1,296,885	1,299,950	1,287,669	12,281
Community development	132,776	142,776	108,097	34,679
Community environment	973,604	843,946	821,170	22,776
Parks and recreation	1,097,999	1,103,842	1,067,022	36,821
Capital outlay	6,500	154,295	153,995	300
	<u>16,087,764</u>	<u>16,890,107</u>	<u>16,451,971</u>	<u>438,136</u>
Total expenditures	<u>16,087,764</u>	<u>16,890,107</u>	<u>16,451,971</u>	<u>438,136</u>
Excess (deficiency) of revenues over (under) expenditures	<u>(422,700)</u>	<u>(478,301)</u>	<u>(45,440)</u>	<u>432,861</u>
<b>OTHER FINANCING SOURCES (USES):</b>				
Bond proceeds	-	345,221	345,221	-
Transfers out	<u>(224,500)</u>	<u>(386,500)</u>	<u>(361,500)</u>	<u>25,000</u>
Total other financing sources	<u>(224,500)</u>	<u>(41,279)</u>	<u>(16,279)</u>	<u>25,000</u>
Net change in fund balance	(647,200)	(519,580)	(61,719)	457,861
Fund Balances, beginning of year, restated	4,998,419	4,998,419	4,998,419	-
Prior Year Encumbrances	<u>156,080</u>	<u>156,080</u>	<u>156,080</u>	<u>-</u>
Fund Balances, end of year	<u>\$ 4,507,299</u>	<u>\$ 4,634,919</u>	<u>\$ 5,092,780</u>	<u>\$ 457,861</u>

See Notes to the Required Supplementary Information.

CITY OF SIDNEY, OHIO  
 REQUIRED SUPPLEMENTARY INFORMATION  
 SCHEDULE OF REVENUES, EXPENDITURES AND CHANGES IN  
 FUND BALANCES - BUDGET AND ACTUAL - BUDGETARY (NON-GAAP) BASIS  
 STREET REPAIR AND MAINTENANCE FUND  
 FOR THE YEAR ENDED DECEMBER 31, 2011

	Original Budget	Final Budget	Actual Including Encumbrances	Variance from Final Budget
REVENUES:				
Intergovernmental revenues	\$ 1,184,649	\$ 1,184,649	\$ 1,072,841	\$ (111,808)
Charges for services	16,000	16,000	-	(16,000)
Investment Income	1,500	1,500	732	(768)
Miscellaneous receipts and reimbursements	<u>91,500</u>	<u>91,500</u>	<u>85,709</u>	<u>(5,791)</u>
Total revenues	<u>1,293,649</u>	<u>1,293,649</u>	<u>1,159,282</u>	<u>(134,367)</u>
EXPENDITURES:				
Current:				
Street repair & maintenance	<u>1,363,275</u>	<u>1,485,486</u>	<u>1,426,277</u>	<u>59,209</u>
Total expenditures	<u>1,363,275</u>	<u>1,485,486</u>	<u>1,426,277</u>	<u>59,209</u>
Deficiency of revenues under expenditures	<u>(69,626)</u>	<u>(191,837)</u>	<u>(266,995)</u>	<u>(75,158)</u>
OTHER FINANCING SOURCES (USES):				
Transfers in	<u>27,000</u>	<u>185,000</u>	<u>185,000</u>	<u>-</u>
Total other financing sources	<u>27,000</u>	<u>185,000</u>	<u>185,000</u>	<u>-</u>
Net change in fund balance	(42,626)	(6,837)	(81,995)	(75,158)
Fund Balances, beginning of year	167,583	167,583	167,583	-
Prior Year Encumbrances	<u>40,256</u>	<u>40,256</u>	<u>40,256</u>	<u>-</u>
Fund Balances, end of year	<u>\$ 165,213</u>	<u>\$ 201,002</u>	<u>\$ 125,844</u>	<u>\$ (75,158)</u>

See Notes to the Required Supplementary Information.

## CITY OF SIDNEY, OHIO

Notes to the Required Supplementary Information  
For the Year Ended December 31, 2011

### **Basis of Budgeting**

Basis of budgeting refers to when revenues and expenditures or expenses are recognized in the accounts. The City of Sidney's budget for all funds is prepared on a cash-encumbrance basis by which transactions are recorded when cash is received or disbursed, or when a commitment has been recorded as an encumbrance against an applicable appropriation. All annual appropriations lapse at year-end to the extent they have not been expended or lawfully encumbered. Fund balances shown are unencumbered cash balances. This basis is utilized for all interim financial statements issued during the year.

The basis of budgeting differs from the accounting principles generally accepted in the United States of America (GAAP) used for the City's year-end financial statements contained in the Comprehensive Annual Financial Report (CAFR). Under that basis of accounting, revenues are generally recognized when the obligation to the City arises; the budget basis, however, recognizes revenue only when cash has been received. In the CAFR, expenditures are generally recognized in the period in which they are incurred. Under the budget basis, expenditures are recognized when cash has been disbursed or when an encumbrance has been placed against an appropriation.

Unencumbered appropriations lapse at year end. State law provides that, generally, no contract, agreement or other obligation involving the expenditure of money shall be entered into unless the Finance Officer first certifies that the money required for such contract, agreement, obligation or expenditure is in the treasury, or is anticipated to come into the treasury, before the maturity of such contract. (O.R.C. 5705.41)

### **Budget Process**

The policy of the City is to have the annual operating and capital budgets approved prior to January 1 of each year.

The City follows procedures prescribed by State law and local policy in establishing its budgets as follows:

1. About January 1, the City must submit to the County Budget Commission a statement, classified by fund, of estimated cash receipts for the year and beginning-of-year unencumbered fund balances. The County Budget Commission certifies these estimates and issues an Official Certificate of Estimated Resources, (the "Certificate") limiting the maximum amount the City may expend from a given fund during the year to the estimated resources available. The City may, from time to time throughout the year, request an amended Certificate to reflect updated resource estimates.
2. The *five-year financial plan* is updated on an annual basis, usually in September. The plan is prepared after receiving input from all departments. The plan shall include all major operating funds and all capital improvement funds of the City. The purpose of this plan is to:
  - a. Identify major policy issues for City Council consideration prior to the preparation of the annual budget;
  - b. establish capital project priorities and make advance preparation for the funding of projects within the five-year horizon;
  - c. make conservative financial projections for all major operating funds and all capital improvements to provide assurance that adequate funding exists for proposed projects and services;

**CITY OF SIDNEY, OHIO**  
Notes to the Required Supplementary Information  
For the Year Ended December 31, 2011

- d. identify financial trends in advance or in the early stages so that timely corrective action can be taken, if needed;
  - e. communicate the City's intermediate plans to the public and provide an opportunity for the public to offer input.
3. The *operating budget* is recommended to Council based upon the City-Manager-approved requests submitted by each department. The City Manager acts as budget officer for the City and submits a proposed operating budget to the City Council on an annual basis. Public hearings are held to obtain taxpayer input. The Council enacts the budget through passage of an ordinance. All funds of the City have annual budgets legally adopted by the City Council.
4. *Modifications to the budget* may be made from time to time during the budget year. The Statement of Financial Policies provides the permissible methods of amending the budget.

**Reconciliation of Budget Basis to GAAP Basis**

The adjustments necessary to convert the results of operations for the year ended December 31, 2011, from the GAAP basis to the budget basis are as follows:

	General Fund	Street Repair & Maintenance Fund
Net change in fund balance - <i>GAAP Basis</i>	\$ 132,874	\$ 38,627
Increase / (decrease):		
Due to revenues	1,816,626	(14,245)
Due to expenditures	(2,009,433)	(106,377)
Due to other financing sources and uses	(1,786)	-
	<u>\$ (61,719)</u>	<u>\$ (81,995)</u>
Net change in fund balance - Budget Basis	<u>\$ (61,719)</u>	<u>\$ (81,995)</u>

**Restatement of Fund Balance:**

The implementation of GASB 54 had the following effects on fund balance of the General Fund of the City as they were previously reported.

	General Fund
Fund balance, 1/1/2011	\$ 4,490,550
Insurance fund balance	27,810
Separation Payment fund balance	434,663
Imprest Cash fund balance	3,100
Special Assessment Construction fund balance	42,296
Consolidated fund balance, 1/1/2011, restated	<u>\$ 4,998,419</u>

**CITY OF SIDNEY, OHIO**  
**Fund Descriptions**

**GENERAL FUND**

The General Fund is used to account for government resources not accounted for in any other fund. The General Fund balance is available to the City for any purpose provided it is expended or transferred according to the City Charter and/or the general laws of the State of Ohio.

**SPECIAL REVENUE FUNDS**

Special revenue funds are used to account for specific revenues that are legally restricted to expenditure for particular purposes.

**Major special revenue fund:**

**Street Repair & Maintenance Fund.** To account for state-levied and controlled gasoline tax and motor vehicle registration fees designated for street maintenance and repair.

**Non-major special revenue funds:**

**State Highway Fund.** To account for the portion of the state gasoline tax and motor vehicle registration fees restricted for street maintenance and repair of state highways within the City.

**County Auto License Fund.** To account for county-levied motor vehicle registration fees restricted for street construction, maintenance and repair.

**Convention and Visitors Bureau Fund.** To account for 25% of the funds received from the 6% lodging tax for the operation of a convention and visitors' bureau. The remaining 75% of the tax proceeds are accounted for in the General Fund.

**Parking Enforcement Fund.** Accounts for the operation of the parking system and related expenditures. The operating expenditures and capital improvements are supported by fines, customer charges, and additional funding, as necessary, from the General Fund.

**Drug Law Enforcement Fund.** To account for mandatory fines collected for drug offenses.

**Law Enforcement Fund.** To account for the proceeds from the confiscation of contraband.

**Indigent Driver Alcohol Treatment Fund.** To account for mandatory fines for DUI arrests that are used to treat drivers who cannot afford the rehabilitation.

**Enforcement & Education Fund.** To account for financial resources used to educate and treat persons with alcohol related problems and to enhance law enforcement activities as a deterrent to the operation of motor vehicles while under the influence of alcohol.

**Health Department Building Lease Fund.** To account for the operation and maintenance of the building that is leased to the county health department.

**F.E.M.A. Grant Fund.** To account for funds received from Federal Emergency Management Association (FEMA).

**Probation Grant Fund.** To account for funds received from the Ohio Department of Rehabilitation and Corrections for the operation of the Municipal Court's probation department.

**Municipal Court Special Projects Fund.** To account for additional court fees levied in accordance with Ohio Revised Code for the purpose to acquire and pay for special projects of the court.

**Indigent Driver Interlock and Alcohol Monitoring Fund (Municipal Court).** To account for additional court fees levied in accordance with Ohio Revised Code for the purpose of providing alcohol monitoring equipment for those cases that cannot afford to purchase it.

**CITY OF SIDNEY, OHIO**  
**Fund Descriptions**

**IDAT - Surplus Fund (Municipal Court).** To account for the resources and expenditures declared to be Indigent Driver Alcohol Treatment Surplus funds. This fund is not required to have a legally adopted budget.

**Municipal Court Computer Fund.** To account for additional court fees levied in accordance with Ohio Revised Code for the sole purpose of procuring and maintaining computer systems for the office of the clerk of courts.

**Cemetery Fund.** To account for the operation and maintenance of the cemetery facilities.

**Cemetery Maintenance Fund.** To account for that portion of cemetery sales revenue committed by City policy to be held for the perpetual care of Graceland Cemetery.

**Mausoleum Maintenance Fund.** To account for that portion of cemetery sales revenue committed by City policy to be held for the perpetual maintenance and repair of the mausoleum at Graceland Cemetery.

**C.D.B.G. Fund.** To account for state funds and federal funds passed through state agencies for community development activities.

**C.D.B.G. Revolving Loan Fund.** To account for loans and repayment of loans for businesses who qualify for low interest loans for economic development.

**C.D.B.G. Program Income Fund.** To account for the income generated from C.D.B.G. grant programs. Funds must be used for grant-eligible activities.

**H.O.M.E. Program Income Fund.** To account for income generated from HOME grant programs, primarily loans and repayments of loans made in HOME-funded housing projects. Funds must be used for grant-eligible activities.

**Neighborhood Stabilization Program Grant Fund.** To account for funds received as part of the Regional Neighborhood Stabilization Program. The U.S. Department of Housing & Urban Development awarded funding to states and communities to address abandoned and foreclosed homes. Proceeds are to be used for eligible demolition and renovation projects in the City of Sidney.

**E-911 Wireless Fund.** To account for funds collected by the State of Ohio from cell phone users and redistributed back to Ohio counties for use in implementation and maintenance of wireless 9-1-1 systems. The County is distributing 50% of those receipts to the City for the upkeep and maintenance of the wireless 9-1-1 system.

**Fire Loss Security Fund.** To account for the holding of a portion of insurance proceeds from fire loss of private property, held as security against the cost of removing, securing or repairing the damaged structure.

**CRA Fund.** To account for the annual fees paid by owners benefiting Community Reinvestment Area (CRA) tax abatement. This fee may be used to pay for expenses incurred in preparing the CRA annual report or expenses incurred by the tax incentive review committee.

**TIF – Kuther Rd Fund.** To account for the financial resources and expenditures related to the development of the water and sewer infrastructure along Kuther Road.

**TIF – Menards Fund.** To account for the financial resources and expenditures related to the development of the southwest sanitary sewer.

**TIF – Echo Fund.** To account for the financial resources and expenditures related to the development of the Echo Business Center subdivision.

**CITY OF SIDNEY, OHIO**  
**Fund Descriptions**

**CAPITAL PROJECTS FUNDS**

Capital projects funds are used to account for the acquisition and construction of major capital facilities, other than those financed by proprietary funds and trust funds.

**Major capital projects fund:**

**Capital Improvement Fund.** To account for the income tax resources earmarked for capital improvements used for general improvement of all City facilities and operations.

**Non-major capital projects funds:**

**Brookside Park Fund.** To account for the resources earmarked for capital improvements used for the development of Brookside Park and operations.

**ENTERPRISE FUNDS**

Enterprise funds are used to account for operations that are financed and operated in a manner similar to private business enterprises for which 1) the intent of the government's legislative body is that goods or services provided to the general public on a continuing basis be financed or recovered primarily through user charges or 2) the government's legislative body has decided that periodic determination of net income is appropriate for accountability purposes.

**Major enterprise funds:**

**Water Fund.** Accounts for the operation of the waterworks distribution system and related expenses, including capital improvement and debt service. The operation is exclusively financed by customer user charges.

**Sewer Fund.** Accounts for the operation of the sanitary sewer collection and treatment system and related expenses, including capital improvement and debt service. The operation is exclusively financed by customer user charges.

**Stormwater Fund.** Accounts for the operation and maintenance of the stormwater system, and related expenses, including capital improvement. The operating expenses are financed through user charges, and as necessary, a subsidy from the General Fund. The Capital Improvements are subsidized by the General Fund.

**Non-major enterprise funds:**

**Transportation Fund.** Accounts for the operation and maintenance of the Shelby Public Transit (formerly Dial-A-Ride) service, and related expenses, including capital improvement. The operating expenses and capital improvements are supported by customer charges and governmental grants. Any remaining funding is split 65% subsidy from the General Fund and 35% subsidy from Shelby County.

**Airport Fund.** Accounts for the operation of the airport facility and related expenses, including capital improvement. The operating expenses and capital improvements are supported by customer charges and a subsidy, as necessary, from the General Fund.

**Yard Waste Fund.** Accounts for the operation of the yard waste collection system and related expenses, including capital improvements. The operations are financed through a subsidy from the General Fund.

**CITY OF SIDNEY, OHIO**  
**Fund Descriptions**

**Solid Waste Fund.** Accounts for the operation of the solid waste collection system and related expenses, including capital improvements. The operations are financed through user charges.

**Swimming Pool Fund.** Accounts for the operation of the public swimming pool and related expenses, including capital improvements. The operating expenses are financed through user charges while the capital improvements are subsidized by the General Fund.

**INTERNAL SERVICE FUNDS**

Internal service funds are used to account for the financing of goods or services provided by one department or agency to other departments or agencies of the government and to other government units, on a cost reimbursement basis.

**Service Center Building Fund.** To account for the operation of the Service Center building. This activity is funded by charges to City departments that use these services.

**Technology Fund.** To account for the costs of purchasing and maintaining the City's computer and phone systems and the allocation of those costs to the using departments on a cost-reimbursement basis.

**Revenue Collections Fund.** To account for the operation of the City's centralized income tax and utility billing and collections department. This activity is funded by charges to the City departments for which the monies are collected.

**Garage/Fleet Operation Fund.** To account for the operation of the municipal garage. This activity is funded by charges to City departments that use this service.

**AGENCY FUNDS**

Agency funds are used to account for assets held on behalf of other parties.

**Municipal Court Fund.** To account for assets received and disbursed by the Municipal Court as agent and custodian relative to civil or criminal court matters.

**Medical Reimbursement Fund.** To account for employee payroll withholdings designated for employees' medical reimbursement accounts established under a Section 125 Cafeteria Plan.

**Port Jefferson Fund.** To account for funds collected on behalf of the Village of Port Jefferson. These funds are collected with sewer bills from residents of the Village.

**River Clean Up Fund.** To account for funds collected and disbursed on behalf of the Upper Great Miami River Watershed Protection Project.



**CITY OF SIDNEY, OHIO  
 COMBINING BALANCE SHEET  
 NON-MAJOR GOVERNMENTAL FUNDS  
 DECEMBER 31, 2011**

	Non-major Special Revenue Funds	Brookside Park Capital Projects Fund	Total Non-major Governmental Funds
<b>ASSETS</b>			
Pooled cash	\$ 2,133,493	\$ 27,436	\$ 2,160,929
Cash held by outside agent	6,998	-	6,998
Pooled investments	158,720	2,037	160,757
Receivables:			
Property taxes	129,212	-	129,212
Other taxes	-	-	-
Interest	295	-	295
Loans	666,314	-	666,314
Grants	-	150,000	150,000
Other	73,708	-	73,708
Receivables from other governments	45,748	-	45,748
Prepaid items	10,874	-	10,874
	<u>3,225,362</u>	<u>179,473</u>	<u>3,404,835</u>
Total assets	<u>\$ 3,225,362</u>	<u>\$ 179,473</u>	<u>\$ 3,404,835</u>
<b>LIABILITIES AND FUND BALANCES</b>			
Liabilities:			
Accounts payable	\$ 20,523	\$ 26,583	\$ 47,106
Salaries and benefits payable	10,583	-	10,583
Due to other funds	-	150,000	150,000
Deferred revenue	889,400	150,000	1,039,400
	<u>920,506</u>	<u>326,583</u>	<u>1,247,089</u>
Total liabilities	<u>920,506</u>	<u>326,583</u>	<u>1,247,089</u>
Fund Balances:			
Nonspendable	10,874	-	10,874
Restricted	2,069,135	-	2,069,135
Committed	226,106	-	226,106
Assigned	-	-	-
Unassigned	(1,259)	(147,110)	(148,369)
	<u>2,304,856</u>	<u>(147,110)</u>	<u>2,157,746</u>
Total fund balances	<u>2,304,856</u>	<u>(147,110)</u>	<u>2,157,746</u>
Total liabilities and fund balances	<u>\$ 3,225,362</u>	<u>\$ 179,473</u>	<u>\$ 3,404,835</u>

**CITY OF SIDNEY, OHIO**  
**COMBINING STATEMENT OF REVENUES, EXPENDITURES AND CHANGES IN**  
**FUND BALANCES**  
**NON-MAJOR GOVERNMENTAL FUNDS**  
**FOR THE YEAR ENDED DECEMBER 31, 2011**

	Non-major Special Revenue Funds	Brookside Park Capital Projects Fund	Total Non-major Governmental Funds
<b>REVENUES:</b>			
Local taxes	\$ 171,133	\$ -	\$ 171,133
Intergovernmental revenues	664,985	-	664,985
Special assessments	507	-	507
Charges for services	301,698	-	301,698
Fines, licenses and permits	58,501	-	58,501
Investment income	29,230	-	29,230
Miscellaneous receipts and reimbursements	58,364	5,502	63,866
	<u>1,284,418</u>	<u>5,502</u>	<u>1,289,920</u>
<b>EXPENDITURES:</b>			
Current:			
Police	25,009	-	25,009
Fire	31,000	-	31,000
Judicial	217,459	-	217,459
Health	161,354	-	161,354
Street repairs and maintenance	85,000	-	85,000
Community development	146,568	-	146,568
Community environment	16,716	-	16,716
Capital outlay	233,125	232,590	465,715
Debt service:			
Principal	40,000	-	40,000
Interest	32,250	-	32,250
	<u>988,481</u>	<u>232,590</u>	<u>1,221,071</u>
Excess (deficiency) of revenues over (under) expenditures	<u>295,937</u>	<u>(227,088)</u>	<u>68,849</u>
<b>OTHER FINANCING SOURCES:</b>			
Transfers in	50,000	-	50,000
	<u>50,000</u>	<u>-</u>	<u>50,000</u>
Net change in fund balance	345,937	(227,088)	118,849
Fund balances, beginning of year	<u>1,958,919</u>	<u>79,978</u>	<u>2,038,897</u>
Fund balances, end of year	<u>\$ 2,304,856</u>	<u>\$ (147,110)</u>	<u>\$ 2,157,746</u>

CITY OF SIDNEY, OHIO  
 COMBINING BALANCE SHEET  
 NON-MAJOR SPECIAL REVENUE FUNDS  
 DECEMBER 31, 2011

	State Highway	County Auto License	Convention and Visitors Bureau		Parking Enforcement	Drug Law Enforcement	Law Enforcement	Indigent Driver Alcohol Treatment	Enforcement & Education
<b>ASSETS</b>									
Pooled cash	\$ 119	\$ 46,266	\$ 5,612	\$ 65,005	\$ 16,205	\$ 12,764	\$ 26,758	\$ 21,055	
Cash held by outside agent	-	6,998	-	-	-	-	-	-	
Pooled investments	9	3,435	417	4,827	1,204	948	1,987	1,564	
Receivables:									
Property taxes	-	-	-	-	-	-	-	-	
Interest	1	-	-	-	-	-	-	-	
Loans	-	-	-	-	-	-	-	-	
Other	-	-	-	1,020	-	-	736	155	
Receivables from other governments	45,748	-	-	-	-	-	-	-	
Prepaid items	-	-	-	375	-	-	-	-	
<b>Total assets</b>	<b>\$ 45,877</b>	<b>\$ 56,699</b>	<b>\$ 6,029</b>	<b>\$ 71,227</b>	<b>\$ 17,409</b>	<b>\$ 13,712</b>	<b>\$ 29,481</b>	<b>\$ 22,774</b>	
<b>LIABILITIES AND FUND BALANCES</b>									
Liabilities:									
Accounts payable	\$ -	\$ -	\$ -	\$ 427	\$ -	\$ -	\$ 3,069	\$ -	
Salaries and benefits payable	-	-	-	-	-	-	-	829	
Deferred revenue	39,649	6,998	-	900	-	-	-	-	
<b>Total liabilities</b>	<b>39,649</b>	<b>6,998</b>	<b>-</b>	<b>1,327</b>	<b>-</b>	<b>-</b>	<b>3,069</b>	<b>829</b>	
Fund Balances:									
Nonspendable	-	-	-	375	-	-	-	-	
Restricted	6,228	49,701	6,029	-	17,409	13,712	26,412	21,945	
Committed	-	-	-	69,525	-	-	-	-	
Assigned	-	-	-	-	-	-	-	-	
Unassigned	-	-	-	-	-	-	-	-	
<b>Total fund balances</b>	<b>6,228</b>	<b>49,701</b>	<b>6,029</b>	<b>69,900</b>	<b>17,409</b>	<b>13,712</b>	<b>26,412</b>	<b>21,945</b>	
<b>Total liabilities and fund balances</b>	<b>\$ 45,877</b>	<b>\$ 56,699</b>	<b>\$ 6,029</b>	<b>\$ 71,227</b>	<b>\$ 17,409</b>	<b>\$ 13,712</b>	<b>\$ 29,481</b>	<b>\$ 22,774</b>	

(continued)

CITY OF SIDNEY, OHIO  
 COMBINING BALANCE SHEET  
 NON-MAJOR SPECIAL REVENUE FUNDS  
 DECEMBER 31, 2011

	Health Department Building Lease	F.E.M.A. Grant	Probation Grant	Municipal Court Special Projects	Indigent Driver Interlock & Alcohol Monitoring	IDAT - Surplus	Municipal Court Computer
<b>ASSETS</b>							
Pooled cash	\$ 145,757	\$ 9	\$ 2,188	\$ 330,915	\$ 31,436	\$ 32,581	\$ 8,604
Cash held by outside agent	-	-	-	-	-	-	-
Pooled investments	10,824	-	163	24,574	2,334	2,419	639
Receivables:							
Property taxes	-	-	-	-	-	-	-
Interest	-	-	-	-	-	-	-
Loans	-	-	-	-	-	-	-
Other	-	-	-	9,713	506	-	2,602
Receivables from other governments	-	-	-	-	-	-	-
Prepaid items	558	-	-	-	-	-	-
<b>Total assets</b>	<b>\$ 157,139</b>	<b>\$ 9</b>	<b>\$ 2,351</b>	<b>\$ 365,202</b>	<b>\$ 34,276</b>	<b>\$ 35,000</b>	<b>\$ 11,845</b>
<b>LIABILITIES AND FUND BALANCES</b>							
Liabilities:							
Accounts payable	\$ -	\$ -	\$ -	\$ 57	\$ 930	\$ 9,586	\$ 155
Salaries and benefits payable	-	-	3,610	2,059	-	-	-
Deferred revenue	-	-	-	-	-	-	-
<b>Total liabilities</b>	<b>-</b>	<b>-</b>	<b>3,610</b>	<b>2,116</b>	<b>930</b>	<b>9,586</b>	<b>155</b>
Fund Balances:							
Nonspendable	558	-	-	-	-	-	-
Restricted	-	9	-	363,086	33,346	25,414	11,690
Committed	156,581	-	-	-	-	-	-
Assigned	-	-	-	-	-	-	-
Unassigned	-	-	(1,259)	-	-	-	-
<b>Total fund balances</b>	<b>157,139</b>	<b>9</b>	<b>(1,259)</b>	<b>363,086</b>	<b>33,346</b>	<b>25,414</b>	<b>11,690</b>
<b>Total liabilities and fund balances</b>	<b>\$ 157,139</b>	<b>\$ 9</b>	<b>\$ 2,351</b>	<b>\$ 365,202</b>	<b>\$ 34,276</b>	<b>\$ 35,000</b>	<b>\$ 11,845</b>

(continued)

CITY OF SIDNEY, OHIO  
 COMBINING BALANCE SHEET  
 NON-MAJOR SPECIAL REVENUE FUNDS  
 DECEMBER 31, 2011

	Cemetery	Cemetery Maintenance	Mausoleum Maintenance	C.D.B.G.	C.D.B.G. Revolving Loan	C.D.B.G. Program Income	H.O.M.E. Program Income	Neighborhood Stabilization Program Grant
<b>ASSETS</b>								
Pooled cash	\$ 42,920	\$ 671,936	\$ 24,343	\$ 180,166	\$ 48,826	\$ 9,544	\$ 35,597	\$ 201
Cash held by outside agent	-	-	-	-	-	-	-	-
Pooled investments	3,187	50,028	1,813	13,880	3,635	711	2,650	15
Receivables:								
Property taxes	-	-	-	-	-	-	-	-
Interest	-	67	2	16	205	-	4	-
Loans	-	-	-	618,291	48,023	-	-	-
Other	57,843	-	1,133	-	-	-	-	-
Receivables from other governments	-	-	-	-	-	-	-	-
Prepaid items	258	-	-	-	-	-	-	-
<b>Total assets</b>	<b>\$ 104,208</b>	<b>\$ 722,031</b>	<b>\$ 27,291</b>	<b>\$ 812,353</b>	<b>\$ 100,689</b>	<b>\$ 10,255</b>	<b>\$ 38,251</b>	<b>\$ 216</b>
<b>LIABILITIES AND FUND BALANCES</b>								
Liabilities:								
Accounts payable	\$ 1,004	\$ 119	\$ -	\$ 5,176	\$ -	\$ -	\$ -	\$ -
Salaries and benefits payable	4,085	-	-	-	-	-	-	-
Deferred revenue	45,717	67	1,120	618,307	47,426	-	-	4
<b>Total liabilities</b>	<b>50,806</b>	<b>186</b>	<b>1,120</b>	<b>623,483</b>	<b>47,426</b>	<b>-</b>	<b>4</b>	<b>-</b>
Fund Balances:								
Nonspendable	258	-	-	-	-	-	-	-
Restricted	53,144	721,845	26,171	188,870	53,263	10,255	38,247	216
Committed	-	-	-	-	-	-	-	-
Assigned	-	-	-	-	-	-	-	-
Unassigned	-	-	-	-	-	-	-	-
<b>Total fund balances</b>	<b>53,402</b>	<b>721,845</b>	<b>26,171</b>	<b>188,870</b>	<b>53,263</b>	<b>10,255</b>	<b>38,247</b>	<b>216</b>
<b>Total liabilities and fund balances</b>	<b>\$ 104,208</b>	<b>\$ 722,031</b>	<b>\$ 27,291</b>	<b>\$ 812,353</b>	<b>\$ 100,689</b>	<b>\$ 10,255</b>	<b>\$ 38,251</b>	<b>\$ 216</b>

(continued)

CITY OF SIDNEY, OHIO  
 COMBINING BALANCE SHEET  
 NON-MAJOR SPECIAL REVENUE FUNDS  
 DECEMBER 31, 2011

	E-911 Wireless	Fire Loss Security	CRA	TIF - Kuttler Rd	TIF - Menards	TIF - Echo	Non-major Special Revenue Funds Totals
<b>ASSETS</b>							
Pooled cash	\$ 121,951	\$ 1,862	\$ 2,101	\$ 38,826	\$ 207,805	\$ 2,141	\$ 2,133,493
Cash held by outside agent	-	-	-	-	-	-	6,998
Pooled investments	9,056	138	156	2,951	14,997	159	158,720
Receivables:							
Property taxes	-	-	-	27,893	96,620	4,699	129,212
Interest	-	-	-	-	-	-	295
Loans	-	-	-	-	-	-	666,314
Other	-	-	-	-	-	-	73,708
Receivables from other governments	-	-	-	-	-	-	45,748
Prepaid items	9,683	-	-	-	-	-	10,874
<b>Total assets</b>	<b>\$ 140,690</b>	<b>\$ 2,000</b>	<b>\$ 2,257</b>	<b>\$ 69,670</b>	<b>\$ 319,422</b>	<b>\$ 6,999</b>	<b>\$ 3,225,362</b>
<b>LIABILITIES AND FUND BALANCES</b>							
Liabilities:							
Accounts payable	\$ -	\$ -	\$ -	\$ -	\$ -	\$ -	\$ 20,523
Salaries and benefits payable	-	-	-	-	-	-	10,583
Deferred revenue	-	-	-	27,893	96,620	4,699	889,400
<b>Total liabilities</b>	<b>-</b>	<b>-</b>	<b>-</b>	<b>27,893</b>	<b>96,620</b>	<b>4,699</b>	<b>920,506</b>
Fund Balances:							
Nonspendable	9,683	-	-	-	-	-	10,874
Restricted	131,007	2,000	2,257	41,777	222,802	2,300	2,069,135
Committed	-	-	-	-	-	-	226,106
Assigned	-	-	-	-	-	-	-
Unassigned	-	-	-	-	-	-	(1,259)
<b>Total fund balances</b>	<b>140,690</b>	<b>2,000</b>	<b>2,257</b>	<b>41,777</b>	<b>222,802</b>	<b>2,300</b>	<b>2,304,856</b>
<b>Total liabilities and fund balances</b>	<b>\$ 140,690</b>	<b>\$ 2,000</b>	<b>\$ 2,257</b>	<b>\$ 69,670</b>	<b>\$ 319,422</b>	<b>\$ 6,999</b>	<b>\$ 3,225,362</b>

**CITY OF SIDNEY, OHIO  
 COMBINING STATEMENT OF REVENUES, EXPENDITURES AND CHANGES IN  
 FUND BALANCES  
 NON-MAJOR SPECIAL REVENUE FUNDS  
 FOR THE YEAR ENDED DECEMBER 31, 2011**

	State Highway	County Auto License	Convention and Visitors Bureau	Parking Enforcement	Drug Law Enforcement	Law Enforcement	Indigent Driver Alcohol Treatment	Enforcement & Education
<b>REVENUES:</b>								
Local taxes	\$ -	\$ -	\$ 48,582	\$ -	\$ -	\$ -	\$ -	\$ -
Intergovernmental revenues	80,079	108,422	-	-	-	-	-	-
Special Assessments	-	-	-	-	-	-	-	-
Charges for services	-	-	-	-	-	-	-	-
Fines, licenses and permits	-	-	-	19,849	8,712	7,647	18,250	4,043
Investment income	650	-	-	-	-	-	-	-
Miscellaneous receipts and reimbursements	-	-	-	-	-	-	-	-
<b>Total revenues</b>	<b>80,729</b>	<b>108,422</b>	<b>48,582</b>	<b>19,849</b>	<b>8,712</b>	<b>7,647</b>	<b>18,250</b>	<b>4,043</b>
<b>EXPENDITURES:</b>								
Current:								
Police	-	-	-	-	-	9,397	-	4,658
Fire	-	-	-	-	-	-	-	-
Judicial	-	-	-	-	-	-	89,499	-
Health	-	-	-	-	-	-	-	-
Street repairs and maintenance	85,000	-	-	-	-	-	-	-
Community development	-	-	45,994	-	-	-	-	-
Community environment	-	-	-	16,716	-	-	-	-
Capital outlay	-	72,803	-	-	-	-	-	-
Debt service:	-	-	-	-	-	-	-	-
Principal	-	-	-	-	-	-	-	-
Interest	-	-	-	-	-	-	-	-
<b>Total expenditures</b>	<b>85,000</b>	<b>72,803</b>	<b>45,994</b>	<b>16,716</b>	<b>-</b>	<b>9,397</b>	<b>89,499</b>	<b>4,658</b>
Excess (deficiency) of revenues over (under) expenditures	(4,271)	35,619	2,588	3,133	8,712	(1,750)	(71,249)	(615)
<b>OTHER FINANCING SOURCES:</b>								
Transfers in	-	-	-	-	-	-	-	-
<b>Total other financing sources</b>	<b>-</b>	<b>-</b>	<b>-</b>	<b>-</b>	<b>-</b>	<b>-</b>	<b>-</b>	<b>-</b>
Net change in fund balance	(4,271)	35,619	2,588	3,133	8,712	(1,750)	(71,249)	(615)
Fund balances, beginning of year	10,499	14,082	3,441	66,767	8,697	15,462	97,661	22,560
Fund balances, end of year	\$ 6,228	\$ 49,701	\$ 6,029	\$ 17,409	\$ 13,712	\$ 13,712	\$ 26,412	\$ 21,945

(continued)

CITY OF SIDNEY, OHIO  
 COMBINING STATEMENT OF REVENUES, EXPENDITURES AND CHANGES IN  
 FUND BALANCES  
 NON-MAJOR SPECIAL REVENUE FUNDS  
 FOR THE YEAR ENDED DECEMBER 31, 2011

	Health Department Building Lease	FEMA Grant	Probation Grant	Municipal Court Special Projects	Indigent Driver Interlock & Alcohol Monitoring	IDAT - Surplus	Municipal Court Computer
<b>REVENUES:</b>							
Local taxes	\$ -	\$ -	\$ -	\$ -	\$ -	\$ -	\$ -
Intergovernmental revenues	-	-	51,163	-	-	-	-
Special Assessments	-	-	-	-	-	-	-
Charges for services	-	-	-	130,824	15,917	-	35,278
Fines, licenses and permits	-	-	-	-	-	-	-
Investment income	-	-	-	-	-	-	-
Miscellaneous receipts and reimbursements	21,312	-	-	-	-	35,000	-
<b>Total revenues</b>	<b>21,312</b>	<b>-</b>	<b>51,163</b>	<b>130,824</b>	<b>15,917</b>	<b>35,000</b>	<b>35,278</b>
<b>EXPENDITURES:</b>							
Current:							
Police	-	-	-	-	-	-	-
Fire	-	-	-	-	-	-	-
Judicial	-	-	51,205	23,162	7,238	9,586	36,769
Health	11,856	-	-	-	-	-	-
Street repairs and maintenance	-	-	-	-	-	-	-
Community development	-	-	-	-	-	-	-
Community environment	-	-	-	-	-	-	-
Capital outlay	-	-	-	-	-	-	400
Debt service:							
Principal	-	-	-	-	-	-	-
Interest	-	-	-	-	-	-	-
<b>Total expenditures</b>	<b>11,856</b>	<b>-</b>	<b>51,205</b>	<b>23,162</b>	<b>7,238</b>	<b>9,586</b>	<b>37,169</b>
Excess (deficiency) of revenues over (under) expenditures	9,456	-	(42)	107,662	8,679	25,414	(1,891)
<b>OTHER FINANCING SOURCES:</b>							
Transfers in	-	-	-	-	-	-	-
<b>Total other financing sources</b>	<b>-</b>	<b>-</b>	<b>-</b>	<b>-</b>	<b>-</b>	<b>-</b>	<b>-</b>
<b>Net change in fund balance</b>	<b>9,456</b>	<b>-</b>	<b>(42)</b>	<b>107,662</b>	<b>8,679</b>	<b>25,414</b>	<b>(1,891)</b>
<b>Fund balances, beginning of year</b>	<b>147,683</b>	<b>9</b>	<b>(1,217)</b>	<b>255,424</b>	<b>24,667</b>	<b>-</b>	<b>13,581</b>
<b>Fund balances, end of year</b>	<b>\$ 157,139</b>	<b>\$ 9</b>	<b>\$ (1,259)</b>	<b>\$ 363,086</b>	<b>\$ 33,346</b>	<b>\$ 25,414</b>	<b>\$ 11,690</b>

(continued)



CITY OF SIDNEY, OHIO  
 COMBINING STATEMENT OF REVENUES, EXPENDITURES AND CHANGES IN  
 FUND BALANCES  
 NON-MAJOR SPECIAL REVENUE FUNDS  
 FOR THE YEAR ENDED DECEMBER 31, 2011

	Cemetery	Cemetery Maintenance	Mausoleum Maintenance	C.D.B.G.	C.D.B.G. Revolving Loan	C.D.B.G. Program Income	H.O.M.E. Program Income	Neighborhood Stabilization Program Grant
<b>REVENUES:</b>								
Local taxes	\$ -	\$ -	\$ -	\$ -	\$ -	\$ -	\$ -	\$ -
Intergovernmental revenues	-	-	-	330,210	-	-	-	27,924
Special Assessments	-	-	-	-	-	-	-	-
Charges for services	118,666	-	1,013	-	-	-	-	-
Fines, licenses and permits	-	-	-	-	-	-	-	-
Investment income	-	14,346	516	1,902	10,769	204	843	-
Miscellaneous receipts and reimbursements	52	-	-	-	-	-	-	-
<b>Total revenues</b>	<b>118,718</b>	<b>14,346</b>	<b>1,529</b>	<b>332,112</b>	<b>10,769</b>	<b>204</b>	<b>843</b>	<b>27,924</b>
<b>EXPENDITURES:</b>								
Current:								
Police	-	-	-	-	-	-	-	-
Fire	-	-	-	-	-	-	-	-
Judicial	-	-	-	-	-	-	-	-
Health	149,120	378	-	-	-	-	-	-
Street repairs and maintenance	-	-	-	-	-	-	-	-
Community development	-	-	-	56,883	12,261	-	5,000	1,798
Community environment	-	-	-	139,015	-	-	1,725	19,182
Capital outlay	-	-	-	-	-	-	-	-
Debt service:	-	-	-	-	-	-	-	-
Principal	-	-	-	-	-	-	-	-
Interest	-	-	-	-	-	-	-	-
<b>Total expenditures</b>	<b>149,120</b>	<b>378</b>	<b>-</b>	<b>195,898</b>	<b>12,261</b>	<b>-</b>	<b>6,725</b>	<b>20,980</b>
<b>Excess (deficiency) of revenues over (under) expenditures</b>	<b>(30,402)</b>	<b>13,968</b>	<b>1,529</b>	<b>136,214</b>	<b>(1,492)</b>	<b>204</b>	<b>(5,882)</b>	<b>6,944</b>
<b>OTHER FINANCING SOURCES:</b>								
Transfers in	50,000	-	-	-	-	-	-	-
<b>Total other financing sources</b>	<b>50,000</b>	<b>-</b>	<b>-</b>	<b>-</b>	<b>-</b>	<b>-</b>	<b>-</b>	<b>-</b>
<b>Net change in fund balance</b>	<b>19,598</b>	<b>13,968</b>	<b>1,529</b>	<b>136,214</b>	<b>(1,492)</b>	<b>204</b>	<b>(5,882)</b>	<b>6,944</b>
<b>Fund balances, beginning of year</b>	<b>33,804</b>	<b>707,877</b>	<b>24,642</b>	<b>52,656</b>	<b>54,755</b>	<b>10,051</b>	<b>44,129</b>	<b>(6,728)</b>
<b>Fund balances, end of year</b>	<b>\$ 53,402</b>	<b>\$ 721,845</b>	<b>\$ 26,171</b>	<b>\$ 188,870</b>	<b>\$ 53,263</b>	<b>\$ 10,255</b>	<b>\$ 38,247</b>	<b>\$ 216</b>

(continued)

CITY OF SIDNEY, OHIO  
 COMBINING STATEMENT OF REVENUES, EXPENDITURES AND CHANGES IN  
 FUND BALANCES  
 NON-MAJOR SPECIAL REVENUE FUNDS  
 FOR THE YEAR ENDED DECEMBER 31, 2011

	E-911 Wireless	Fire Loss Security	CRA	TIF - Kuther Rd	TIF - Menards	TIF - Echo	Non-major Special Revenue Funds Totals
<b>REVENUES:</b>							
Local taxes	\$ -	\$ -	-	\$ 23,360	\$ 96,316	\$ 2,875	\$ 171,133
Intergovernmental revenues	67,187	-	-	-	-	-	664,985
Special Assessments	-	-	507	-	-	-	507
Charges for services	-	-	-	-	-	-	301,698
Fines, licenses and permits	-	-	-	-	-	-	58,501
Investment income	-	-	-	-	-	-	29,230
Miscellaneous receipts and reimbursements	-	2,000	-	-	-	-	58,364
<b>Total revenues</b>	<u>67,187</u>	<u>2,000</u>	<u>507</u>	<u>23,360</u>	<u>96,316</u>	<u>2,875</u>	<u>1,284,418</u>
<b>EXPENDITURES:</b>							
Current:							
Police	10,954	-	-	-	-	-	25,009
Fire	-	31,000	-	-	-	-	31,000
Judicial	-	-	-	-	-	-	217,459
Health	-	-	-	-	-	-	161,354
Street repairs and maintenance	-	-	-	-	-	-	85,000
Community development	-	-	390	2,000	21,667	575	146,568
Community environment	-	-	-	-	-	-	16,716
Capital outlay	-	-	-	-	-	-	233,125
Debt service:							
Principal	-	-	-	10,000	30,000	-	40,000
Interest	-	-	-	8,825	23,425	-	32,250
<b>Total expenditures</b>	<u>10,954</u>	<u>31,000</u>	<u>390</u>	<u>20,825</u>	<u>75,092</u>	<u>575</u>	<u>988,481</u>
Excess (deficiency) of revenues over (under) expenditures	<u>56,233</u>	<u>(29,000)</u>	<u>117</u>	<u>2,535</u>	<u>21,224</u>	<u>2,300</u>	<u>295,937</u>
<b>OTHER FINANCING SOURCES:</b>							
Transfers in	-	-	-	-	-	-	50,000
<b>Total other financing sources</b>	<u>-</u>	<u>-</u>	<u>-</u>	<u>-</u>	<u>-</u>	<u>-</u>	<u>50,000</u>
Net change in fund balance	<u>56,233</u>	<u>(29,000)</u>	<u>117</u>	<u>2,535</u>	<u>21,224</u>	<u>2,300</u>	<u>345,937</u>
Fund balances, beginning of year	<u>84,457</u>	<u>31,000</u>	<u>2,140</u>	<u>39,242</u>	<u>201,578</u>	<u>-</u>	<u>1,958,919</u>
<b>Fund balances, end of year</b>	<u>\$ 140,690</u>	<u>\$ 2,000</u>	<u>\$ 2,257</u>	<u>\$ 41,777</u>	<u>\$ 222,802</u>	<u>\$ 2,300</u>	<u>\$ 2,304,856</u>

CITY OF SIDNEY, OHIO  
 COMBINING BALANCE SHEET  
 NON-MAJOR ENTERPRISE FUNDS  
 DECEMBER 31, 2011

	Transportation	Airport	Yard Waste	Solid Waste	Swimming Pool	Non-major Enterprise Funds Totals
<b>ASSETS</b>						
Current assets:						
Pooled cash	\$ 87,750	\$ 51,782	\$ 25,353	\$ 157,150	\$ 14,573	\$ 336,608
Pooled investments	6,516	3,845	1,883	11,670	1,082	24,996
Receivables:						
Accounts	12,342	-	-	87,864	-	100,206
Other	-	8,694	-	-	-	8,694
Receivables from other governments	33,344	-	-	-	-	33,344
Inventory	-	11,536	-	-	-	11,536
Prepaid items	13	2,399	-	-	-	2,412
<b>Total current assets</b>	<b>139,965</b>	<b>78,256</b>	<b>27,236</b>	<b>256,684</b>	<b>15,655</b>	<b>517,796</b>
Noncurrent assets:						
Capital assets:						
Capital assets not subject to depreciation:						
Land	55,000	454,854	11,340	-	-	521,194
Construction in progress	-	146,680	-	-	-	146,680
Capital assets net of accumulated depreciation	1,655,594	1,458,452	3,589	-	992,690	4,110,325
<b>Total noncurrent assets</b>	<b>1,710,594</b>	<b>2,059,986</b>	<b>14,929</b>	<b>-</b>	<b>992,690</b>	<b>4,778,199</b>
<b>Total assets</b>	<b>\$ 1,850,559</b>	<b>\$ 2,138,242</b>	<b>\$ 42,165</b>	<b>\$ 256,684</b>	<b>\$ 1,008,345</b>	<b>\$ 5,295,995</b>
<b>LIABILITIES</b>						
Current liabilities:						
Accounts payable	\$ 2,989	\$ 36,840	\$ 10,532	\$ 173,365	\$ 105	\$ 223,831
Salaries and benefits payable	27,067	-	-	-	1,592	28,659
Compensated absences	296	-	-	-	-	296
Deferred revenue	-	-	-	167,694	-	167,694
<b>Total current liabilities</b>	<b>30,352</b>	<b>36,840</b>	<b>10,532</b>	<b>341,059</b>	<b>1,697</b>	<b>420,480</b>
Noncurrent liabilities:						
Compensated absences	41,952	-	-	-	-	41,952
<b>Total noncurrent liabilities</b>	<b>41,952</b>	<b>-</b>	<b>-</b>	<b>-</b>	<b>-</b>	<b>41,952</b>
<b>Total liabilities</b>	<b>72,304</b>	<b>36,840</b>	<b>10,532</b>	<b>341,059</b>	<b>1,697</b>	<b>462,432</b>
<b>NET ASSETS</b>						
Invested in capital assets, net of related debt	1,710,594	2,059,986	14,929	-	992,690	4,778,199
Unrestricted	67,661	41,416	16,704	(84,375)	13,958	55,364
<b>Total net assets</b>	<b>1,778,255</b>	<b>2,101,402</b>	<b>31,633</b>	<b>(84,375)</b>	<b>1,006,648</b>	<b>4,833,563</b>
<b>Total liabilities and net assets</b>	<b>\$ 1,850,559</b>	<b>\$ 2,138,242</b>	<b>\$ 42,165</b>	<b>\$ 256,684</b>	<b>\$ 1,008,345</b>	<b>\$ 5,295,995</b>

CITY OF SIDNEY, OHIO  
 COMBINING STATEMENT OF REVENUES, EXPENSES AND CHANGES IN  
 FUND NET ASSETS - NON-MAJOR ENTERPRISE FUNDS  
 FOR THE YEAR ENDED DECEMBER 31, 2011

	Transportation	Airport	Yard Waste	Solid Waste	Swimming Pool	Non-major Enterprise Funds Totals
<b>OPERATING REVENUES:</b>						
Charges for services	\$ 215,660	\$ 253,058	\$ 19,042	\$ 1,140,751	\$ 97,374	\$ 1,725,885
Other revenue	61,954	35,536	-	-	586	98,076
Total operating revenues	277,614	288,594	19,042	1,140,751	97,960	1,823,961
<b>OPERATING EXPENSES:</b>						
Personal services	457,845	-	-	-	86,957	544,802
Operations and maintenance	253,427	312,051	93,124	1,182,217	47,326	1,888,145
Depreciation	160,108	73,602	8,610	-	31,300	273,620
Total operating expenses	871,380	385,653	101,734	1,182,217	165,583	2,706,567
Operating loss	(593,766)	(97,059)	(82,692)	(41,466)	(67,623)	(882,606)
<b>NONOPERATING REVENUE:</b>						
Intergovernmental	378,036	-	-	-	-	378,036
Gain on disposal of assets	5,377	-	-	-	-	5,377
Total nonoperating revenue	383,413	-	-	-	-	383,413
Loss before contributions and transfers	(210,353)	(97,059)	(82,692)	(41,466)	(67,623)	(499,193)
Capital grants	102,524	127,049	-	-	-	229,573
Transfers in	-	10,000	80,000	-	36,500	126,500
Change in net assets	(107,829)	39,990	(2,692)	(41,466)	(31,123)	(143,120)
Net assets, beginning of year	1,886,084	2,061,412	34,325	(42,909)	1,037,771	4,976,683
Net assets, end of year	\$ 1,778,255	\$ 2,101,402	\$ 31,633	\$ (84,375)	\$ 1,006,648	\$ 4,833,563

CITY OF SIDNEY, OHIO  
 COMBINING STATEMENT OF CASH FLOWS - NON-MAJOR ENTERPRISE FUNDS  
 FOR THE YEAR ENDED DECEMBER 31, 2011

	Transportation	Airport	Yard Waste	Solid Waste	Swimming Pool	Non-major Enterprise Funds Totals
<b>Cash flows from operating activities:</b>						
Receipts from customers and users	\$ 329,731	\$ 267,932	\$ 19,042	\$ 1,147,146	\$ 97,860	\$ 1,861,711
Receipts from interfund services	-	17,500	-	-	100	17,600
Payments to suppliers	(73,802)	(277,826)	(84,905)	(1,052,527)	(36,927)	(1,525,987)
Payments to employees	(456,746)	-	-	-	(87,168)	(543,914)
Payments for interfund services used	(180,709)	(21,435)	(7,984)	(123,376)	(10,592)	(344,096)
Net cash used for operating activities	(381,526)	(13,829)	(73,847)	(28,757)	(36,727)	(534,686)
<b>Cash flows from noncapital financing activities:</b>						
Transfers in	-	10,000	80,000	-	36,500	126,500
Intergovernmental	378,036	-	-	-	-	378,036
Net cash provided by noncapital financing activities	378,036	10,000	80,000	-	36,500	504,536
<b>Cash flows from capital and related financing activities:</b>						
Proceeds from sale of capital assets	5,377	-	-	-	-	5,377
Acquisition of capital assets	(105,645)	(138,523)	-	-	-	(244,168)
Intergovernmental	102,524	127,049	-	-	-	229,573
Net cash provided by (used for) capital and related financing activities	2,256	(11,474)	-	-	-	(9,218)
<b>Cash flows from investing activities:</b>						
Purchase of investments	(6,516)	(3,845)	(1,883)	(11,670)	(1,082)	(24,996)
Net cash provided by investing activities	(6,516)	(3,845)	(1,883)	(11,670)	(1,082)	(24,996)
Net increase in pooled cash	(7,750)	(19,148)	4,270	(40,427)	(1,309)	(64,364)
Pooled cash, beginning of year	95,500	70,930	21,083	197,577	15,882	400,972
Pooled cash, end of year	\$ 87,750	\$ 51,782	\$ 25,353	\$ 157,150	\$ 14,573	\$ 336,608
<b>Reconciliation of operating loss to net cash used by operating activities:</b>						
Operating loss	\$ (593,766)	\$ (97,059)	\$ (82,692)	\$ (41,466)	\$ (67,623)	\$ (882,606)
Adjustments to reconcile operating loss to net cash (used for) operating activities:						
Depreciation	160,108	73,602	8,610	-	31,300	273,620
Change in assets and liabilities:						
Accounts receivable	(352)	(5,591)	-	3,529	-	(2,414)
Other receivables	52,469	-	-	-	-	52,469
Due from other funds	-	2,429	-	-	-	2,429
Prepaid items	13	(320)	-	-	-	(307)
Inventory	-	(344)	-	-	-	(344)
Accounts payable	(1,097)	13,454	235	6,314	(193)	18,713
Salaries and benefits payable and compensated absences	1,099	-	-	-	(211)	888
Deferred revenue	-	-	-	2,866	-	2,866
Net cash used for operating activities	\$ (381,526)	\$ (13,829)	\$ (73,847)	\$ (28,757)	\$ (36,727)	\$ (534,686)
<b>Noncash investing, capital and related financing activities:</b>						
Purchase of equipment on account	\$ -	\$ 18,667	\$ -	\$ -	\$ -	\$ 18,667
Prior year purchase of equipment on account	\$ 5,875	\$ 10,510	\$ -	\$ -	\$ -	\$ 16,385

**CITY OF SIDNEY, OHIO  
 COMBINING BALANCE SHEET  
 INTERNAL SERVICE FUNDS  
 DECEMBER 31, 2011**

	Service Center Building	Technology	Revenue Collections	Garage/Fleet Operations	Internal Service Totals
<b>ASSETS</b>					
Current assets:					
Pooled cash	\$ 21,300	\$ 44,004	\$ 23,693	\$ 28,202	\$ 117,199
Pooled investments	1,582	3,268	1,759	2,094	8,703
Inventory	327	1,926	-	9,510	11,763
Prepaid items	345	38,407	399	396	39,547
Total current assets	<u>23,554</u>	<u>87,605</u>	<u>25,851</u>	<u>40,202</u>	<u>177,212</u>
Noncurrent assets:					
Capital assets, net of accumulated depreciation	<u>335,337</u>	<u>128,147</u>	<u>-</u>	<u>11,133</u>	<u>474,617</u>
Total noncurrent assets	<u>335,337</u>	<u>128,147</u>	<u>-</u>	<u>11,133</u>	<u>474,617</u>
Total assets	<u>\$ 358,891</u>	<u>\$ 215,752</u>	<u>\$ 25,851</u>	<u>\$ 51,335</u>	<u>\$ 651,829</u>
<b>LIABILITIES</b>					
Current liabilities:					
Accounts payable	\$ 3,195	\$ 1,185	\$ 5,849	\$ 9,699	\$ 19,928
Salaries and benefits payable	-	19,325	24,795	12,678	56,798
Compensated absences	-	1,892	232	2,214	4,338
Total current liabilities	<u>3,195</u>	<u>22,402</u>	<u>30,876</u>	<u>24,591</u>	<u>81,064</u>
Noncurrent liabilities:					
Compensated absences	-	17,495	77,612	4,102	99,209
Total noncurrent liabilities	<u>-</u>	<u>17,495</u>	<u>77,612</u>	<u>4,102</u>	<u>99,209</u>
Total liabilities	<u>3,195</u>	<u>39,897</u>	<u>108,488</u>	<u>28,693</u>	<u>180,273</u>
<b>NET ASSETS</b>					
Invested in capital assets, net of related debt	335,337	128,147	-	11,133	474,617
Unrestricted	<u>20,359</u>	<u>47,708</u>	<u>(82,637)</u>	<u>11,509</u>	<u>(3,061)</u>
Total net assets	<u>355,696</u>	<u>175,855</u>	<u>(82,637)</u>	<u>22,642</u>	<u>471,556</u>
Total liabilities and net assets	<u>\$ 358,891</u>	<u>\$ 215,752</u>	<u>\$ 25,851</u>	<u>\$ 51,335</u>	<u>\$ 651,829</u>

CITY OF SIDNEY, OHIO  
 COMBINING STATEMENT OF REVENUES, EXPENSES AND CHANGES IN  
 FUND NET ASSETS  
 INTERNAL SERVICE FUNDS  
 FOR THE YEAR ENDED DECEMBER 31, 2011

	Service Center Building	Technology	Revenue Collections	Garage/Fleet Operations	Internal Service Totals
<b>OPERATING REVENUES:</b>					
Charges for services	\$ 61,284	\$ 545,119	\$ 498,312	\$ 769,866	\$ 1,874,581
Other revenue	1,106	-	-	454	1,560
Total operating revenues	<u>62,390</u>	<u>545,119</u>	<u>498,312</u>	<u>770,320</u>	<u>1,876,141</u>
<b>OPERATING EXPENSES:</b>					
Personal services	-	331,999	430,348	240,583	1,002,930
Operations and maintenance	76,628	234,859	107,041	508,896	927,424
Depreciation	26,452	46,947	-	3,258	76,657
Total operating expenses	<u>103,080</u>	<u>613,805</u>	<u>537,389</u>	<u>752,737</u>	<u>2,007,011</u>
Operating income (loss)	<u>(40,690)</u>	<u>(68,686)</u>	<u>(39,077)</u>	<u>17,583</u>	<u>(130,870)</u>
<b>NONOPERATING REVENUES:</b>					
Intergovernmental	-	7,938	-	-	7,938
Total nonoperating revenues	<u>-</u>	<u>7,938</u>	<u>-</u>	<u>-</u>	<u>7,938</u>
Income (loss) before capital contributions and transfers	(40,690)	(60,748)	(39,077)	17,583	(122,932)
Capital contributions	-	86,776	-	-	86,776
Change in net assets	(40,690)	26,028	(39,077)	17,583	(36,156)
Net assets, beginning of year	<u>396,386</u>	<u>149,827</u>	<u>(43,560)</u>	<u>5,059</u>	<u>507,712</u>
Net assets, end of year	<u>\$ 355,696</u>	<u>\$ 175,855</u>	<u>\$ (82,637)</u>	<u>\$ 22,642</u>	<u>\$ 471,556</u>

**CITY OF SIDNEY, OHIO  
COMBINING STATEMENT OF CASH FLOWS  
INTERNAL SERVICE FUNDS  
FOR THE YEAR ENDED DECEMBER 31, 2011**

	Service Center Building	Technology	Revenue Collections	Garage/Fleet Operations	Internal Service Totals
<b>Cash flows from operating activities:</b>					
Receipts from customers and users	\$ -	\$ 31,105	\$ -	\$ 610	\$ 31,715
Receipts from interfund services	62,390	514,059	498,312	769,710	1,844,471
Payments to suppliers	(73,317)	(241,796)	(61,900)	(511,956)	(888,969)
Payments to employees	(68)	(324,310)	(425,766)	(238,121)	(988,265)
Payments for interfund services used	(7,705)	(45)	(44,161)	(2,078)	(53,989)
Net cash provided by (used for) operating activities	(18,700)	(20,987)	(33,515)	18,165	(55,037)
<b>Cash flows from noncapital financing activities:</b>					
Intergovernmental	-	7,938	-	-	7,938
Net cash provided by (used for) noncapital financing activities	-	7,938	-	-	7,938
<b>Cash flows from investing activities:</b>					
Purchase of investments	(1,582)	(3,268)	(1,759)	(2,094)	(8,703)
Net cash provided by investing activities	(1,582)	(3,268)	(1,759)	(2,094)	(8,703)
Net increase in pooled cash	(20,282)	(16,317)	(35,274)	16,071	(55,802)
Pooled cash, beginning of year	41,582	60,321	58,967	12,131	173,001
Pooled cash, end of year	\$ 21,300	\$ 44,004	\$ 23,693	\$ 28,202	\$ 117,199
<b>Reconciliation of operating income (loss) to net cash provided (used) by operating activities:</b>					
Operating income (loss)	\$ (40,690)	\$ (68,686)	\$ (39,077)	\$ 17,583	\$ (130,870)
Adjustments to reconcile operating income (loss) to net cash provided by (used for) operating activities:					
Depreciation	26,452	46,947	-	3,258	76,657
Change in assets and liabilities:					
Other receivables	-	45	-	-	45
Prepaid items	178	(6,730)	(52)	1,632	(4,972)
Inventory	228	2,240	-	5,227	7,695
Accounts payable	(4,800)	(2,492)	1,032	(11,997)	(18,257)
Salaries and benefits payable and compensated absences	(68)	7,689	4,582	2,462	14,665
Net cash provided by (used for) operating activities	\$ (18,700)	\$ (20,987)	\$ (33,515)	\$ 18,165	\$ (55,037)
<b>Noncash investing, capital and related financing activities:</b>					
Contributions of capital assets from governmental funds	\$ -	\$ 86,776	\$ -	\$ -	\$ 86,776



**CITY OF SIDNEY, OHIO**  
**COMBINING STATEMENT OF FIDUCIARY NET ASSETS**  
**FIDUCIARY FUNDS**  
**DECEMBER 31, 2011**

	Municipal Court	Medical Reimbursement	Port Jefferson	River Clean-Up	Agency Funds Totals
<b>ASSETS</b>					
Pooled cash	\$ -	\$ -	\$ 14,611	\$ 27,343	\$ 41,954
Pooled investments	-	-	1,085	2,031	3,116
Municipal Court checking account	124,850	-	-	-	124,850
Accounts receivable	-	-	9,460	-	9,460
	<u>-</u>	<u>-</u>	<u>9,460</u>	<u>-</u>	<u>9,460</u>
Total assets	<u>\$ 124,850</u>	<u>\$ -</u>	<u>\$ 25,156</u>	<u>\$ 29,374</u>	<u>\$ 179,380</u>
<b>LIABILITIES</b>					
Accounts payable	\$ -	\$ 6,501	\$ -	\$ -	\$ 6,501
Due to other governments	85,651	-	25,156	-	110,807
Undistributed monies	39,199	(6,501)	-	29,374	62,072
	<u>39,199</u>	<u>(6,501)</u>	<u>-</u>	<u>29,374</u>	<u>62,072</u>
Total liabilities	<u>\$ 124,850</u>	<u>\$ -</u>	<u>\$ 25,156</u>	<u>\$ 29,374</u>	<u>\$ 179,380</u>

**CITY OF SIDNEY, OHIO  
 COMBINING STATEMENT OF CHANGES IN ASSETS AND LIABILITIES  
 FIDUCIARY FUNDS  
 FOR THE YEAR ENDED DECEMBER 31, 2011**

	Balance at January 1, 2011	Additions	Deductions	Balance at December 31, 2011
<b><u>Municipal Court Fund</u></b>				
<b>ASSETS</b>				
Municipal Court checking account	\$ 147,527	\$ 2,089,357	\$ 2,112,034	\$ 124,850
<b>LIABILITIES</b>				
Due to other governments	\$ 102,273	\$ 1,198,341	\$ 1,214,963	\$ 85,651
Undistributed monies	45,254	891,016	897,071	39,199
Total liabilities	\$ 147,527	\$ 2,089,357	\$ 2,112,034	\$ 124,850
<b><u>Medical Reimbursement Fund</u></b>				
<b>ASSETS</b>				
Pooled cash	\$ 57	\$ 68,992	\$ 69,049	\$ -
Pooled investments	-	-	-	-
Total assets	\$ 57	\$ 68,992	\$ 69,049	\$ -
<b>LIABILITIES</b>				
Accounts payable	\$ -	\$ 6,501	\$ -	6,501
Undistributed monies	57	62,491	69,049	(6,501)
Total liabilities	\$ 57	\$ 68,992	\$ 69,049	\$ -
<b><u>Port Jefferson Fund</u></b>				
<b>ASSETS</b>				
Pooled cash	\$ 13,735	\$ 63,640	\$ 62,764	\$ 14,611
Pooled investments	-	1,085	-	1,085
Accounts receivable	10,714	9,460	10,714	9,460
Total assets	\$ 24,449	\$ 74,185	\$ 73,478	\$ 25,156
<b>LIABILITIES</b>				
Due to other governments	24,449	74,185	73,478	25,156
Total liabilities	\$ 24,449	\$ 74,185	\$ 73,478	\$ 25,156
<b><u>River Clean-Up Fund</u></b>				
<b>ASSETS</b>				
Pooled cash	\$ 26,763	\$ 19,023	\$ 18,443	\$ 27,343
Pooled investments	-	2,031	-	2,031
Total assets	\$ 26,763	\$ 21,054	\$ 18,443	\$ 29,374
<b>LIABILITIES</b>				
Undistributed monies	26,763	21,054	18,443	29,374
Total liabilities	\$ 26,763	\$ 21,054	\$ 18,443	\$ 29,374
<b><u>Total Fiduciary Funds</u></b>				
<b>ASSETS</b>				
Pooled cash	\$ 40,555	\$ 151,655	\$ 150,256	\$ 41,954
Pooled investments	-	3,116	-	3,116
Municipal Court checking account	147,527	2,089,357	2,112,034	124,850
Accounts receivable	10,714	9,460	10,714	9,460
Total assets	\$ 198,796	\$ 2,253,588	\$ 2,273,004	\$ 179,380
<b>LIABILITIES</b>				
Accounts payable	\$ -	\$ 6,501	\$ -	\$ 6,501
Due to other governments	126,722	1,272,526	1,288,441	110,807
Undistributed monies	72,074	974,561	984,563	62,072
Total liabilities	\$ 198,796	\$ 2,253,588	\$ 2,273,004	\$ 179,380

CITY OF SIDNEY



OHIO

CITY OF SIDNEY, OHIO  
SCHEDULE OF REVENUES, EXPENDITURES AND CHANGES IN  
FUND BALANCES - BUDGET AND ACTUAL - BUDGETARY (NON-GAAP) BASIS  
AT LEGAL LEVEL OF BUDGETARY CONTROL  
GENERAL FUND  
FOR THE YEAR ENDED DECEMBER 31, 2011

	Final Budget	Actual Including Encumbrances	Variance from Final Budget
REVENUES:			
Local taxes	\$ 11,159,411	\$ 11,656,429	\$ 497,018
Intergovernmental revenues	1,262,576	1,152,214	(110,362)
Special assessments	225,500	231,245	5,745
Charges for services	1,574,045	1,380,537	(193,508)
Fines, licenses and permits	122,339	121,898	(441)
Investment income	115,000	104,216	(10,784)
Miscellaneous receipts and reimbursements	1,952,935	1,759,992	(192,943)
Total revenues	<u>16,411,806</u>	<u>16,406,531</u>	<u>(5,275)</u>
EXPENDITURES:			
Current:			
General government			
City Council			
Personal services	67,167	64,125	3,042
Contractual, materials and other	30,880	26,386	4,494
City Administration			
Personal services	257,280	256,783	497
Contractual, materials and other	22,075	19,860	2,215
Finance			
Personal services	346,140	345,831	309
Contractual, materials and other	120,554	117,815	2,739
Law Director			
Personal services	89,450	89,044	406
Contractual, materials and other	27,840	25,619	2,221
Personnel			
Personal services	160,875	160,711	164
Contractual, materials and other	211,332	210,323	1,009
County Auditor Deductions			
Contractual, materials and other	162,200	160,417	1,783
Purchasing			
Personal services	51,785	51,510	275
Contractual, materials and other	22,499	16,147	6,352
City Hall			
Personal services	53,925	53,868	57
Contractual, materials and other	179,391	161,767	17,624
Miscellaneous			
Contractual, materials and other	1,298,386	1,205,382	93,004
Total general government	<u>3,101,779</u>	<u>2,965,588</u>	<u>136,191</u>
Police			
Police Services			
Personal services	4,728,355	4,659,790	68,565
Contractual, materials and other	796,040	712,017	84,023
Street Lighting Department			
Contractual, materials and other	254,992	254,892	100
Total police	<u>5,779,387</u>	<u>5,626,699</u>	<u>152,688</u>

(continued)

CITY OF SIDNEY, OHIO  
SCHEDULE OF REVENUES, EXPENDITURES AND CHANGES IN  
FUND BALANCES - BUDGET AND ACTUAL - BUDGETARY (NON-GAAP) BASIS  
AT LEGAL LEVEL OF BUDGETARY CONTROL  
GENERAL FUND  
FOR THE YEAR ENDED DECEMBER 31, 2011

	Final Budget	Actual Including Encumbrances	Variance from Final Budget
Fire			
Fire Services			
Personal services	3,899,883	3,868,591	31,292
Contractual, materials and other	568,544	557,135	11,409
Total fire	4,468,427	4,425,726	42,701
Judicial			
Municipal Court			
Personal services	844,630	844,626	4
Contractual, materials and other	237,890	226,227	11,663
Prosecutor			
Personal services	154,375	154,361	14
Contractual, materials and other	63,055	62,455	600
Total judicial	1,299,950	1,287,669	12,281
Community environment			
Building Inspection			
Personal services	122,180	121,724	456
Contractual, materials and other	12,790	11,403	1,387
Engineering			
Personal services	488,296	483,358	4,938
Contractual, materials and other	92,590	83,973	8,617
Public Works			
Personal services	14,705	14,493	212
Code Enforcement			
Personal services	74,620	71,790	2,830
Contractual, materials and other	38,765	34,429	4,336
Total community environment	843,946	821,170	22,776
Community development			
Community Planning & Development			
Personal services	106,415	86,990	19,425
Contractual, materials and other	36,361	21,107	15,254
Total community development	142,776	108,097	34,679
Parks and recreation			
Parks & Recreation - Administration			
Personal services	90,585	90,376	209
Contractual, materials and other	25,449	23,974	1,475
Parks & Recreation - Programs			
Personal services	90,875	89,759	1,116
Contractual, materials and other	43,242	37,907	5,335

(continued)

**CITY OF SIDNEY, OHIO**  
**SCHEDULE OF REVENUES, EXPENDITURES AND CHANGES IN**  
**FUND BALANCES - BUDGET AND ACTUAL - BUDGETARY (NON-GAAP) BASIS**  
**AT LEGAL LEVEL OF BUDGETARY CONTROL**  
**GENERAL FUND**  
**FOR THE YEAR ENDED DECEMBER 31, 2011**

	<u>Final Budget</u>	<u>Actual Including Encumbrances</u>	<u>Variance from Final Budget</u>
Parks & Public Grounds			
Personal services	724,355	714,509	9,846
Contractual, materials and other	184,604	175,735	8,870
Urban Forest			
Contractual, materials and other	48,194	42,291	5,903
Senior Center			
Contractual, materials and other	46,538	42,471	4,067
Total parks and recreation	<u>1,253,842</u>	<u>1,217,022</u>	<u>36,821</u>
Total expenditures	<u>16,890,107</u>	<u>16,451,971</u>	<u>438,136</u>
Excess (deficiency) of revenues over (under) expenditures	<u>(478,301)</u>	<u>(45,440)</u>	<u>432,861</u>
OTHER FINANCING SOURCES (USES):			
Bond proceeds	345,221	345,221	-
Transfers out	<u>(386,500)</u>	<u>(361,500)</u>	<u>25,000</u>
Total other financing uses	<u>(41,279)</u>	<u>(16,279)</u>	<u>25,000</u>
Net change in fund balance	<u>(519,580)</u>	<u>(61,719)</u>	<u>457,861</u>
Fund Balances, beginning of year - restated	4,998,419	4,998,419	-
Prior Year Encumbrances	156,080	156,080	-
Fund Balances, end of year	<u>\$ 4,634,919</u>	<u>\$ 5,092,780</u>	<u>\$ 457,861</u>

CITY OF SIDNEY



OHIO

**CITY OF SIDNEY, OHIO**  
**SCHEDULE OF REVENUES, EXPENDITURES AND CHANGES IN**  
**FUND BALANCES - BUDGET AND ACTUAL - BUDGETARY (NON-GAAP) BASIS**  
**AT LEGAL LEVEL OF BUDGETARY CONTROL**  
**STREET REPAIR AND MAINTENANCE FUND**  
**FOR THE YEAR ENDED DECEMBER 31, 2011**

	Final Budget	Actual Including Encumbrances	Variance from Final Budget
<b>REVENUES:</b>			
Intergovernmental revenues	\$ 1,184,649	\$ 1,072,841	\$ (111,808)
Charges for services	16,000	-	(16,000)
Investment Income	1,500	732	(768)
Miscellaneous receipts and reimbursements	<u>91,500</u>	<u>85,709</u>	<u>(5,791)</u>
Total revenues	<u>1,293,649</u>	<u>1,159,282</u>	<u>(134,367)</u>
<b>EXPENDITURES:</b>			
Current:			
Street repair & maintenance			
Personal services	592,072	561,986	30,086
Contractual, materials and other	<u>893,414</u>	<u>864,291</u>	<u>29,123</u>
Total expenditures	<u>1,485,486</u>	<u>1,426,277</u>	<u>59,209</u>
Deficiency of revenues under expenditures	<u>(191,837)</u>	<u>(266,995)</u>	<u>(75,158)</u>
<b>OTHER FINANCING SOURCES (USES):</b>			
Transfers in	<u>185,000</u>	<u>185,000</u>	<u>-</u>
Total other financing sources	<u>185,000</u>	<u>185,000</u>	<u>-</u>
Net change in fund balance	(6,837)	(81,995)	(75,158)
Fund Balances, beginning of year	167,583	167,583	-
Prior Year Encumbrances	40,256	40,256	-
Fund Balances, end of year	<u>\$ 201,002</u>	<u>\$ 125,844</u>	<u>\$ (75,158)</u>



**CITY OF SIDNEY, OHIO**  
**SCHEDULE OF REVENUES, EXPENDITURES AND CHANGES IN**  
**FUND BALANCES - BUDGET AND ACTUAL - BUDGETARY (NON-GAAP) BASIS**  
**AT LEGAL LEVEL OF BUDGETARY CONTROL**  
**STATE HIGHWAY FUND**  
**FOR THE YEAR ENDED DECEMBER 31, 2011**

	Final Budget	Actual Including Encumbrances	Variance from Final Budget
<b>REVENUES:</b>			
Intergovernmental revenues	\$ 90,549	\$ 78,979	\$ (11,570)
Investment income	-	650	650
Total revenues	<u>90,549</u>	<u>79,629</u>	<u>(10,920)</u>
<b>EXPENDITURES:</b>			
Current:			
Street repair & maintenance			
Contractual, materials and other	<u>87,000</u>	<u>85,000</u>	<u>2,000</u>
Total expenditures	<u>87,000</u>	<u>85,000</u>	<u>2,000</u>
Excess (deficiency) of revenues over (under) expenditures	3,549	(5,371)	(8,920)
Fund Balances, beginning of year	5,499	5,499	-
Fund Balances, end of year	<u>\$ 9,048</u>	<u>\$ 128</u>	<u>\$ (8,920)</u>

**CITY OF SIDNEY, OHIO**  
**SCHEDULE OF REVENUES, EXPENDITURES AND CHANGES IN**  
**FUND BALANCES - BUDGET AND ACTUAL - BUDGETARY (NON-GAAP) BASIS**  
**AT LEGAL LEVEL OF BUDGETARY CONTROL**  
**COUNTY AUTO LICENSE FUND**  
**FOR THE YEAR ENDED DECEMBER 31, 2011**

	Final Budget	Actual Including Encumbrances	Variance from Final Budget
<b>REVENUES:</b>			
Intergovernmental revenue	\$ 95,000	\$ 108,422	\$ 13,422
Total revenues	<u>95,000</u>	<u>108,422</u>	<u>13,422</u>
<b>EXPENDITURES:</b>			
Current:			
Street repair & maintenance			
Contractual, materials and other	<u>95,000</u>	<u>95,000</u>	<u>-</u>
Total expenditures	<u>95,000</u>	<u>95,000</u>	<u>-</u>
Excess of revenues over expenditures	-	13,422	13,422
Fund Balances, beginning of year	14,083	14,083	-
Fund Balances, end of year	<u>\$ 14,083</u>	<u>\$ 27,505</u>	<u>\$ 13,422</u>

**CITY OF SIDNEY, OHIO**  
**SCHEDULE OF REVENUES, EXPENDITURES AND CHANGES IN**  
**FUND BALANCES - BUDGET AND ACTUAL - BUDGETARY (NON-GAAP) BASIS**  
**AT LEGAL LEVEL OF BUDGETARY CONTROL**  
**CONVENTION AND VISITORS' BUREAU FUND**  
**FOR THE YEAR ENDED DECEMBER 31, 2011**

	Final Budget	Actual Including Encumbrances	Variance from Final Budget
<b>REVENUES:</b>			
Local taxes	\$ 48,292	\$ 52,023	\$ 3,731
Total revenues	<u>48,292</u>	<u>52,023</u>	<u>3,731</u>
<b>EXPENDITURES:</b>			
Current:			
Community development			
Contractual, materials and other	50,000	50,000	-
Total expenditures	<u>50,000</u>	<u>50,000</u>	<u>-</u>
Excess (deficiency) of revenues over (under) expenditures	(1,708)	2,023	3,731
Fund Balances, beginning of year	4,006	4,006	-
Fund Balances, end of year	<u>\$ 2,298</u>	<u>\$ 6,029</u>	<u>\$ 3,731</u>

**CITY OF SIDNEY, OHIO**  
**SCHEDULE OF REVENUES, EXPENDITURES AND CHANGES IN**  
**FUND BALANCES - BUDGET AND ACTUAL - BUDGETARY (NON-GAAP) BASIS**  
**AT LEGAL LEVEL OF BUDGETARY CONTROL**  
**PARKING ENFORCEMENT FUND**  
**FOR THE YEAR ENDED DECEMBER 31, 2011**

	Final Budget	Actual Including Encumbrances	Variance from Final Budget
<b>REVENUES:</b>			
Charges for services	\$ 17,690	\$ 17,859	\$ 169
Fines, licenses and permits	5,400	2,957	(2,443)
Total revenues	<u>23,090</u>	<u>20,816</u>	<u>(2,274)</u>
<b>EXPENDITURES:</b>			
Current:			
Community Environment			
Personal services	26,040	6,818	19,222
Contractual, materials and other	14,440	12,757	1,683
Total expenditures	<u>40,480</u>	<u>19,575</u>	<u>20,905</u>
Excess (deficiency) of revenues over (under) expenditures	(17,390)	1,241	18,631
Fund Balances, beginning of year	68,592	68,592	-
Fund Balances, end of year	<u>\$ 51,202</u>	<u>\$ 69,833</u>	<u>\$ 18,631</u>

**CITY OF SIDNEY, OHIO**  
**SCHEDULE OF REVENUES, EXPENDITURES AND CHANGES IN**  
**FUND BALANCES - BUDGET AND ACTUAL - BUDGETARY (NON-GAAP) BASIS**  
**AT LEGAL LEVEL OF BUDGETARY CONTROL**  
**DRUG LAW ENFORCEMENT FUND**  
**FOR THE YEAR ENDED DECEMBER 31, 2011**

	Final Budget	Actual Including Encumbrances	Variance from Final Budget
<b>REVENUES:</b>			
Fines, licenses and permits	\$ 4,000	\$ 8,712	\$ 4,712
Total revenues	<u>4,000</u>	<u>8,712</u>	<u>4,712</u>
<b>EXPENDITURES:</b>			
Current:			
Police			
Contractual, materials and other	<u>5,000</u>	<u>-</u>	<u>5,000</u>
Total expenditures	<u>5,000</u>	<u>-</u>	<u>5,000</u>
Excess (deficiency) of revenues over (under) expenditures	(1,000)	8,712	9,712
Fund Balances, beginning of year	8,697	8,697	-
Fund Balances, end of year	<u>\$ 7,697</u>	<u>\$ 17,409</u>	<u>\$ 9,712</u>

**CITY OF SIDNEY, OHIO**  
**SCHEDULE OF REVENUES, EXPENDITURES, AND CHANGES IN**  
**FUND BALANCES - BUDGET AND ACTUAL - BUDGETARY (NON-GAAP) BASIS**  
**AT LEGAL LEVEL OF BUDGETARY CONTROL**  
**LAW ENFORCEMENT FUND**  
**FOR THE YEAR ENDED DECEMBER 31, 2011**

	Final Budget	Actual Including Encumbrances	Variance from Final Budget
<b>REVENUES:</b>			
Miscellaneous receipts and reimbursements	\$ 10,000	\$ 7,647	\$ (2,353)
Total Revenues	<u>10,000</u>	<u>7,647</u>	<u>(2,353)</u>
<b>EXPENDITURES:</b>			
Current:			
Police			
Contractual, materials and other	<u>15,750</u>	<u>9,471</u>	<u>6,279</u>
Total Expenditures	<u>15,750</u>	<u>9,471</u>	<u>6,279</u>
Deficiency of revenues under expenditures	(5,750)	(1,824)	3,926
Fund Balances, beginning of year	15,537	15,537	-
Fund Balances, end of year	<u>\$ 9,787</u>	<u>\$ 13,713</u>	<u>\$ 3,926</u>

**CITY OF SIDNEY, OHIO**  
**SCHEDULE OF REVENUES, EXPENDITURES, AND CHANGES IN**  
**FUND BALANCES - BUDGET AND ACTUAL - BUDGETARY (NON-GAAP) BASIS**  
**AT LEGAL LEVEL OF BUDGETARY CONTROL**  
**INDIGENT DRIVER ALCOHOL TREATMENT FUND**  
**FOR THE YEAR ENDED DECEMBER 31, 2011**

	Final Budget	Actual Including Encumbrances	Variance from Final Budget
<b>REVENUES:</b>			
Fines, licenses and permits	\$ 18,000	\$ 18,423	\$ 423
Total revenues	<u>18,000</u>	<u>18,423</u>	<u>423</u>
<b>EXPENDITURES:</b>			
Current:			
Judicial			
Contractual, materials and other	95,000	94,542	458
Total expenditures	<u>95,000</u>	<u>94,542</u>	<u>458</u>
Deficiency of revenues under expenditures	(77,000)	(76,119)	881
Fund Balances, beginning of year	104,864	104,864	-
Fund Balances, end of year	<u>\$ 27,864</u>	<u>\$ 28,745</u>	<u>\$ 881</u>

**CITY OF SIDNEY, OHIO**  
**SCHEDULE OF REVENUES, EXPENDITURES AND CHANGES IN**  
**FUND BALANCES - BUDGET AND ACTUAL - BUDGETARY (NON-GAAP) BASIS**  
**AT LEGAL LEVEL OF BUDGETARY CONTROL**  
**ENFORCEMENT & EDUCATION FUND**  
**FOR THE YEAR ENDED DECEMBER 31, 2011**

	Final Budget	Actual Including Encumbrances	Variance from Final Budget
<b>REVENUES:</b>			
Charges for services	\$ 1,100	\$ 1,110	\$ 10
Fines, licenses and permits	2,700	2,888	188
Total revenues	<u>3,800</u>	<u>3,998</u>	<u>198</u>
<b>EXPENDITURES:</b>			
Current:			
Police			
Personal services	6,245	1,526	4,719
Contractual, materials and other	3,450	2,304	1,146
Total expenditures	<u>9,695</u>	<u>3,830</u>	<u>5,865</u>
Excess (deficiency) of revenues over (under) expenditures	(5,895)	168	6,063
Fund Balances, beginning of year	22,450	22,450	-
Fund Balances, end of year	<u>\$ 16,555</u>	<u>\$ 22,618</u>	<u>\$ 6,063</u>

**CITY OF SIDNEY, OHIO**  
**SCHEDULE OF REVENUES, EXPENDITURES AND CHANGES IN**  
**FUND BALANCES - BUDGET AND ACTUAL - BUDGETARY (NON-GAAP) BASIS**  
**AT LEGAL LEVEL OF BUDGETARY CONTROL**  
**HEALTH DEPARTMENT BUILDING LEASE FUND**  
**FOR THE YEAR ENDED DECEMBER 31, 2011**

	Final Budget	Actual Including Encumbrances	Variance from Final Budget
<b>REVENUES:</b>			
Miscellaneous receipts and reimbursements	\$ 20,000	\$ 21,313	\$ 1,313
Total revenues	<u>20,000</u>	<u>21,313</u>	<u>1,313</u>
<b>EXPENDITURES:</b>			
Current:			
Health			
Contractual, materials and other	<u>22,127</u>	<u>17,616</u>	<u>4,511</u>
Total expenditures	<u>22,127</u>	<u>17,616</u>	<u>4,511</u>
Excess of revenues over expenditures	(2,127)	3,697	5,824
Fund Balances, beginning of year	147,683	147,683	-
Prior Year Encumbrances	2,539	2,539	-
Fund Balances, end of year	<u>\$ 148,095</u>	<u>\$ 153,919</u>	<u>\$ 5,824</u>

**CITY OF SIDNEY, OHIO**  
**SCHEDULE OF REVENUES, EXPENDITURES AND CHANGES IN**  
**FUND BALANCES - BUDGET AND ACTUAL - BUDGETARY (NON-GAAP) BASIS**  
**AT LEGAL LEVEL OF BUDGETARY CONTROL**  
**F.E.M.A .GRANT FUND**  
**FOR THE YEAR ENDED DECEMBER 31, 2011**

	Final Budget	Actual Including Encumbrances	Variance from Final Budget
<b>REVENUES:</b>			
	\$ -	\$ -	\$ -
<b>EXPENDITURES:</b>			
	-	-	-
Net change in fund balance	-	-	-
Fund Balances, beginning of year	9	9	-
Fund Balances, end of year	<u>\$ 9</u>	<u>\$ 9</u>	<u>\$ -</u>

**CITY OF SIDNEY, OHIO**  
**SCHEDULE OF REVENUES, EXPENDITURES AND CHANGES IN**  
**FUND BALANCES - BUDGET AND ACTUAL - BUDGETARY (NON-GAAP) BASIS**  
**AT LEGAL LEVEL OF BUDGETARY CONTROL**  
**PROBATION GRANT FUND**  
**FOR THE YEAR ENDED DECEMBER 31, 2011**

	Final Budget	Actual Including Encumbrances	Variance from Final Budget
<b>REVENUES:</b>			
Intergovernmental revenues	\$ 51,162	\$ 51,163	\$ 1
Total revenues	<u>51,162</u>	<u>51,163</u>	<u>1</u>
<b>EXPENDITURES:</b>			
Current:			
Judicial			
Personal services	51,162	51,162	-
Total expenditures	<u>51,162</u>	<u>51,162</u>	<u>-</u>
Excess of revenues over expenditures	-	1	1
Fund Balances, beginning of year	2,350	2,350	-
Fund Balances, end of year	<u>\$ 2,350</u>	<u>\$ 2,351</u>	<u>\$ 1</u>

**CITY OF SIDNEY, OHIO**  
**SCHEDULE OF REVENUES, EXPENDITURES AND CHANGES IN**  
**FUND BALANCES - BUDGET AND ACTUAL - BUDGETARY (NON-GAAP) BASIS**  
**AT LEGAL LEVEL OF BUDGETARY CONTROL**  
**MUNICIPAL COURT SPECIAL PROJECTS FUND**  
**FOR THE YEAR ENDED DECEMBER 31, 2011**

	Final Budget	Actual Including Encumbrances	Variance from Final Budget
<b>REVENUES:</b>			
Fines, licenses and permits	\$ 135,000	\$ 131,143	\$ (3,857)
Total revenues	<u>135,000</u>	<u>131,143</u>	<u>(3,857)</u>
<b>EXPENDITURES:</b>			
Current:			
Judicial			
Contractual, materials and other	245,445	32,093	213,352
Total expenditures	<u>245,445</u>	<u>32,093</u>	<u>213,352</u>
Excess (deficiency) of revenues over (under) expenditures	(110,445)	99,050	209,495
Fund Balances, beginning of year	245,820	245,820	-
Prior Year Encumbrances	10,222	10,222	-
Fund Balances, end of year	<u>\$ 145,597</u>	<u>\$ 355,092</u>	<u>\$ 209,495</u>

**CITY OF SIDNEY, OHIO**  
**SCHEDULE OF REVENUES, EXPENDITURES AND CHANGES IN**  
**FUND BALANCES - BUDGET AND ACTUAL - BUDGETARY (NON-GAAP) BASIS**  
**AT LEGAL LEVEL OF BUDGETARY CONTROL**  
**INDIGENT DRIVER INTERLOCK & ALCOHOL MONITORING FUND**  
**FOR THE YEAR ENDED DECEMBER 31, 2011**

	<u>Final Budget</u>	<u>Actual Including Encumbrances</u>	<u>Variance from Final Budget</u>
REVENUES:			
Fines, licenses and permits	\$ 14,000	\$ 15,703	\$ 1,703
Total revenues	<u>14,000</u>	<u>15,703</u>	<u>1,703</u>
EXPENDITURES:			
Current:			
Judicial			
Contractual, materials and other	<u>7,500</u>	<u>7,500</u>	<u>-</u>
Total expenditures	<u>7,500</u>	<u>7,500</u>	<u>-</u>
Excess of revenues over expenditures	6,500	8,203	1,703
Fund Balances, beginning of year	<u>25,567</u>	<u>25,567</u>	<u>-</u>
Fund Balances, end of year	<u>\$ 32,067</u>	<u>\$ 33,770</u>	<u>\$ 1,703</u>

**CITY OF SIDNEY, OHIO**  
**SCHEDULE OF REVENUES, EXPENDITURES AND CHANGES IN**  
**FUND BALANCES - BUDGET AND ACTUAL - BUDGETARY (NON-GAAP) BASIS**  
**AT LEGAL LEVEL OF BUDGETARY CONTROL**  
**MUNICIPAL COURT COMPUTER FUND**  
**FOR THE YEAR ENDED DECEMBER 31, 2011**

	Final Budget	Actual Including Encumbrances	Variance from Final Budget
REVENUES:			
Charges for services	\$ 37,650	\$ 35,361	\$ (2,289)
Total Revenues	<u>37,650</u>	<u>35,361</u>	<u>(2,289)</u>
EXPENDITURES:			
Current:			
Judicial			
Contractual, materials and other	<u>43,550</u>	<u>37,610</u>	<u>5,940</u>
Total expenditures	<u>43,550</u>	<u>37,610</u>	<u>5,940</u>
Deficiency of revenues under expenditures	(5,900)	(2,249)	3,651
Fund Balances, beginning of year	11,194	11,194	-
Prior Year Encumbrances	298	298	-
Fund Balances, end of year	<u>\$ 5,592</u>	<u>\$ 9,243</u>	<u>\$ 3,651</u>



CITY OF SIDNEY, OHIO  
SCHEDULE OF REVENUES, EXPENDITURES AND CHANGES IN  
FUND BALANCES - BUDGET AND ACTUAL - BUDGETARY (NON-GAAP) BASIS  
AT LEGAL LEVEL OF BUDGETARY CONTROL  
CEMETERY FUND  
FOR THE YEAR ENDED DECEMBER 31, 2011

	Final Budget	Actual Including Encumbrances	Variance from Final Budget
<b>REVENUES:</b>			
Charges for services	\$ 89,185	\$ 107,360	\$ 18,175
Miscellaneous receipts and reimbursements		52	52
Total revenues	<u>89,185</u>	<u>107,412</u>	<u>18,227</u>
<b>EXPENDITURES:</b>			
Current:			
Health			
Personal services	112,300	108,158	4,142
Contractual, materials and other	<u>51,080</u>	<u>44,337</u>	<u>6,743</u>
Total expenditures	<u>163,380</u>	<u>152,495</u>	<u>10,885</u>
Deficiency of revenues under expenditures	<u>(74,195)</u>	<u>(45,083)</u>	<u>29,112</u>
<b>OTHER FINANCING SOURCES:</b>			
Transfers in	<u>60,000</u>	<u>50,000</u>	<u>(10,000)</u>
Total other financing sources	<u>60,000</u>	<u>50,000</u>	<u>(10,000)</u>
Net change in fund balance	(14,195)	4,917	19,112
Fund Balances, beginning of year	40,115	40,115	-
Prior Year Encumbrances	414	414	-
Fund Balances, end of year	<u>\$ 26,334</u>	<u>\$ 45,446</u>	<u>\$ 19,112</u>

**CITY OF SIDNEY, OHIO**  
**SCHEDULE OF REVENUES, EXPENDITURES AND CHANGES IN**  
**FUND BALANCES - BUDGET AND ACTUAL - BUDGETARY (NON-GAAP) BASIS**  
**AT LEGAL LEVEL OF BUDGETARY CONTROL**  
**CEMETERY MAINTENANCE FUND**  
**FOR THE YEAR ENDED DECEMBER 31, 2011**

	Final Budget	Actual Including Encumbrances	Variance from Final Budget
<b>REVENUES:</b>			
Charges for services	\$ -	\$ -	\$ -
Investment income	3,500	14,216	10,716
	<u>3,500</u>	<u>14,216</u>	<u>10,716</u>
Total revenues	3,500	14,216	10,716
<b>EXPENDITURES:</b>			
Current:			
Health			
Contractual, materials and other	500	374	126
	<u>500</u>	<u>374</u>	<u>126</u>
Total expenditures	500	374	126
Excess of revenues over expenditures	3,000	13,842	10,842
Fund Balances, beginning of year	707,992	707,992	-
Fund Balances, end of year	<u>\$ 710,992</u>	<u>\$ 721,834</u>	<u>\$ 10,842</u>

**CITY OF SIDNEY, OHIO**  
**SCHEDULE OF REVENUES, EXPENDITURES AND CHANGES IN**  
**FUND BALANCES - BUDGET AND ACTUAL - BUDGETARY (NON-GAAP) BASIS**  
**AT LEGAL LEVEL OF BUDGETARY CONTROL**  
**MAUSOLEUM MAINTENANCE FUND**  
**FOR THE YEAR ENDED DECEMBER 31, 2011**

	Final Budget	Actual Including Encumbrances	Variance from Final Budget
<b>REVENUES:</b>			
Charges for services	\$ 200	\$ 1,013	\$ 813
Investment income	150	511	361
	<u>350</u>	<u>1,524</u>	<u>1,174</u>
Total revenues	350	1,524	1,174
<b>EXPENDITURES:</b>			
	<u>-</u>	<u>-</u>	<u>-</u>
Excess of revenues over expenditures	350	1,524	1,174
Fund Balances, beginning of year	24,627	24,627	-
Fund Balances, end of year	<u>\$ 24,977</u>	<u>\$ 26,151</u>	<u>\$ 1,174</u>

**CITY OF SIDNEY, OHIO**  
**SCHEDULE OF REVENUES, EXPENDITURES AND CHANGES IN**  
**FUND BALANCES - BUDGET AND ACTUAL - BUDGETARY (NON-GAAP) BASIS**  
**AT LEGAL LEVEL OF BUDGETARY CONTROL**  
**C.D.B.G. FUND**  
**FOR THE YEAR ENDED DECEMBER 31, 2011**

	Final Budget	Actual Including Encumbrances	Variance from Final Budget
<b>REVENUES:</b>			
Intergovernmental revenue	\$ 483,261	\$ 330,209	\$ (153,052)
Investment income	1,500	1,866	366
<b>Total revenues</b>	<b>484,761</b>	<b>332,075</b>	<b>(152,686)</b>
<b>EXPENDITURES:</b>			
Current:			
Community development			
Personal services	22,209	18,689	3,520
Contractual, materials and other	564,286	443,109	121,177
<b>Total expenditures</b>	<b>586,495</b>	<b>461,798</b>	<b>124,697</b>
Excess (deficiency) of revenues over (under) expenditures	(101,734)	(129,723)	(27,989)
Fund Balances, beginning of year	106,099	106,099	-
Prior Year Encumbrances	112,284	112,284	-
Fund Balances, end of year	<u>\$ 116,649</u>	<u>\$ 88,660</u>	<u>\$ (27,989)</u>

**CITY OF SIDNEY, OHIO**  
**SCHEDULE OF REVENUES, EXPENDITURES AND CHANGES IN**  
**FUND BALANCES - BUDGET AND ACTUAL - BUDGETARY (NON-GAAP) BASIS**  
**AT LEGAL LEVEL OF BUDGETARY CONTROL**  
**C.D.B.G. REVOLVING LOAN FUND**  
**FOR THE YEAR ENDED DECEMBER 31, 2011**

	Final Budget	Actual Including Encumbrances	Variance from Final Budget
<b>REVENUES:</b>			
Investment income	\$ 10,127	\$ 10,760	\$ 633
<b>Total revenues</b>	<b>10,127</b>	<b>10,760</b>	<b>633</b>
Current:			
Community development			
Contractual, materials and other	53,990	18,044	35,946
<b>Total expenditures</b>	<b>53,990</b>	<b>18,044</b>	<b>35,946</b>
Deficiency of revenues under expenditures	(43,863)	(7,284)	36,579
Fund Balances, beginning of year	54,014	54,014	-
Prior Year Encumbrances	2,896	2,896	-
Fund Balances, end of year	<u>\$ 13,047</u>	<u>\$ 49,626</u>	<u>\$ 36,579</u>

**SCHEDULE OF REVENUES, EXPENDITURES AND CHANGES IN  
FUND BALANCES - BUDGET AND ACTUAL - BUDGETARY (NON-GAAP) BASIS  
AT LEGAL LEVEL OF BUDGETARY CONTROL  
C.D.B.G. PROGRAM INCOME FUND  
FOR THE YEAR ENDED DECEMBER 31, 2011**

	Final Budget	Actual Including Encumbrances	Variance from Final Budget
<b>REVENUES:</b>			
Investment income	\$ -	\$ 202	\$ 202
Total revenues	-	202	202
<b>EXPENDITURES:</b>			
Current:			
Community development			
Contractual, materials and other	9,000	-	9,000
Total expenditures	9,000	-	9,000
Excess (deficiency) of revenues over (under) expenditures	(9,000)	202	9,202
Fund Balances, beginning of year	10,051	10,051	-
Fund Balances, end of year	\$ 1,051	\$ 10,253	\$ 9,202

**CITY OF SIDNEY, OHIO  
SCHEDULE OF REVENUES, EXPENDITURES AND CHANGES IN  
FUND BALANCES - BUDGET AND ACTUAL - BUDGETARY (NON-GAAP) BASIS  
AT LEGAL LEVEL OF BUDGETARY CONTROL  
H.O.M.E. PROGRAM INCOME FUND  
FOR THE YEAR ENDED DECEMBER 31, 2011**

	Final Budget	Actual Including Encumbrances	Variance from Final Budget
<b>REVENUES:</b>			
Investment income	\$ -	\$ 836	\$ 836
Total revenues	-	836	836
<b>EXPENDITURES:</b>			
Current:			
Community development			
Contractual, materials and other	25,000	6,726	18,274
Total expenditures	25,000	6,726	18,274
Deficiency of revenues under expenditures	(25,000)	(5,890)	19,110
Fund Balances, beginning of year	44,130	44,130	-
Fund Balances, end of year	\$ 19,130	\$ 38,240	\$ 19,110

**CITY OF SIDNEY, OHIO**  
**SCHEDULE OF REVENUES, EXPENDITURES AND CHANGES IN**  
**FUND BALANCES - BUDGET AND ACTUAL - BUDGETARY (NON-GAAP) BASIS**  
**AT LEGAL LEVEL OF BUDGETARY CONTROL**  
**NEIGHBORHOOD STABILIZATION PROGRAM GRANT FUND**  
**FOR THE YEAR ENDED DECEMBER 31, 2011**

	Final Budget	Actual Including Encumbrances	Variance from Final Budget
<b>REVENUES:</b>			
Intergovernmental revenues	\$ 27,924	\$ 27,924	\$ -
Total revenues	<u>27,924</u>	<u>27,924</u>	<u>-</u>
<b>EXPENDITURES:</b>			
Current:			
Community development			
Personal services	1,798	1,798	-
Contractual, materials and other	48,690	48,690	-
Total expenditures	<u>50,488</u>	<u>50,488</u>	<u>-</u>
Deficiency of revenues under expenditures	(22,564)	(22,564)	-
Fund Balances, beginning of year	2,773	2,773	-
Prior Year Encumbrances	19,791	19,791	-
Fund Balances, end of year	<u>\$ -</u>	<u>\$ -</u>	<u>\$ -</u>

**CITY OF SIDNEY, OHIO**  
**SCHEDULE OF REVENUES, EXPENDITURES AND CHANGES IN**  
**FUND BALANCES - BUDGET AND ACTUAL - BUDGETARY (NON-GAAP) BASIS**  
**AT LEGAL LEVEL OF BUDGETARY CONTROL**  
**E-911 WIRELESS**  
**FOR THE YEAR ENDED DECEMBER 31, 2011**

	Final Budget	Actual Including Encumbrances	Variance from Final Budget
<b>REVENUES:</b>			
Intergovernmental revenues	\$ 48,486	\$ 67,187	\$ 18,701
Total revenues	<u>48,486</u>	<u>67,187</u>	<u>18,701</u>
<b>EXPENDITURES:</b>			
Current:			
Police			
Contractual, materials and other	16,000	10,852	5,148
Total expenditures	<u>16,000</u>	<u>10,852</u>	<u>5,148</u>
Excess of revenues over expenditures	32,486	56,335	23,849
Fund Balances, beginning of year	74,672	74,672	-
Fund Balances, end of year	<u>\$ 107,158</u>	<u>\$ 131,007</u>	<u>\$ 23,849</u>

**SCHEDULE OF REVENUES, EXPENDITURES AND CHANGES IN  
FUND BALANCES - BUDGET AND ACTUAL - BUDGETARY (NON-GAAP) BASIS  
AT LEGAL LEVEL OF BUDGETARY CONTROL  
FIRE LOSS SECURITY FUND  
FOR THE YEAR ENDED DECEMBER 31, 2011**

	<u>Final Budget</u>	<u>Actual Including Encumbrances</u>	<u>Variance from Final Budget</u>
<b>REVENUES:</b>			
Miscellaneous receipts and reimbursements	\$ 2,000	\$ 2,000	\$ -
Total Revenues	<u>2,000</u>	<u>2,000</u>	<u>-</u>
<b>EXPENDITURES:</b>			
Current:			
Fire Services			
Contractual, materials and other	<u>33,000</u>	<u>31,000</u>	<u>2,000</u>
Total expenditures	<u>33,000</u>	<u>31,000</u>	<u>2,000</u>
Deficiency of revenues under expenditures	(31,000)	(29,000)	2,000
Fund Balances, beginning of year	31,000	31,000	-
Fund Balances, end of year	<u>\$ -</u>	<u>\$ 2,000</u>	<u>\$ 2,000</u>

**CITY OF SIDNEY, OHIO  
SCHEDULE OF REVENUES, EXPENDITURES AND CHANGES IN  
FUND BALANCES - BUDGET AND ACTUAL - BUDGETARY (NON-GAAP) BASIS  
AT LEGAL LEVEL OF BUDGETARY CONTROL  
CRA FUND  
FOR THE YEAR ENDED DECEMBER 31, 2011**

	<u>Final Budget</u>	<u>Actual Including Encumbrances</u>	<u>Variance from Final Budget</u>
<b>REVENUES:</b>			
Special assessments	\$ 500	\$ 507	\$ 7
Current:			
Community development			
Contractual, materials and other	<u>700</u>	<u>391</u>	<u>309</u>
Total expenditures	<u>700</u>	<u>391</u>	<u>309</u>
Excess (deficiency) of revenues over (under) expenditures	(200)	116	316
Fund Balances, beginning of year	2,140	2,140	-
Fund Balances, end of year	<u>\$ 1,940</u>	<u>\$ 2,256</u>	<u>\$ 316</u>

**CITY OF SIDNEY, OHIO**  
**FUND BALANCES - BUDGET AND ACTUAL - BUDGETARY (NON-GAAP) BASIS**  
**AT LEGAL LEVEL OF BUDGETARY CONTROL**  
**TIF -KUTHER ROAD FUND**  
**FOR THE YEAR ENDED DECEMBER 31, 2011**

	Final Budget	Actual Including Encumbrances	Variance from Final Budget
REVENUES:			
Local taxes	\$ 29,000	\$ 23,360	\$ (5,640)
Total revenues	<u>29,000</u>	<u>23,360</u>	<u>(5,640)</u>
EXPENDITURES:			
Current:			
Community development			
Contractual, materials and other	<u>28,825</u>	<u>21,744</u>	<u>7,081</u>
Total expenditures	<u>28,825</u>	<u>21,744</u>	<u>7,081</u>
Excess of revenues over expenditures	175	1,616	1,441
Fund Balances, beginning of year	40,161	40,161	-
Fund Balances, end of year	<u>\$ 40,336</u>	<u>\$ 41,777</u>	<u>\$ 1,441</u>

**CITY OF SIDNEY, OHIO**  
**SCHEDULE OF REVENUES, EXPENDITURES AND CHANGES IN**  
**FUND BALANCES - BUDGET AND ACTUAL - BUDGETARY (NON-GAAP) BASIS**  
**AT LEGAL LEVEL OF BUDGETARY CONTROL**  
**TIF -MENARDS FUND**  
**FOR THE YEAR ENDED DECEMBER 31, 2011**

	Final Budget	Actual Including Encumbrances	Variance from Final Budget
REVENUES:			
Local Taxes	\$ 104,626	\$ 102,172	\$ (2,454)
Total revenues	<u>104,626</u>	<u>102,172</u>	<u>(2,454)</u>
EXPENDITURES:			
Current:			
Community development			
Contractual, materials and other	<u>75,092</u>	<u>75,092</u>	<u>-</u>
Total expenditures	<u>75,092</u>	<u>75,092</u>	<u>-</u>
Excess of revenues over expenditures	29,534	27,080	(2,454)
Fund Balances, beginning of year	195,722	195,722	-
Fund Balances, end of year	<u>\$ 225,256</u>	<u>\$ 222,802</u>	<u>\$ (2,454)</u>

**CITY OF SIDNEY, OHIO**  
**SCHEDULE OF REVENUES, EXPENDITURES AND CHANGES IN**  
**FUND BALANCES - BUDGET AND ACTUAL - BUDGETARY (NON-GAAP) BASIS**  
**AT LEGAL LEVEL OF BUDGETARY CONTROL**  
**TIF - ECHO FUND**  
**FOR THE YEAR ENDED DECEMBER 31, 2011**

	Final Budget	Actual Including Encumbrances	Variance from Final Budget
REVENUES:			
Local Taxes	\$ 2,874	\$ 2,875	\$ 1
Total revenues	<u>2,874</u>	<u>2,875</u>	<u>1</u>
EXPENDITURES:			
Current:			
Community development			
Contractual, materials and other	<u>575</u>	<u>575</u>	<u>-</u>
Total expenditures	<u>575</u>	<u>575</u>	<u>-</u>
Excess of revenues over expenditures	2,299	2,300	1
Fund Balances, beginning of year	-	-	-
Fund Balances, end of year	<u>\$ 2,299</u>	<u>\$ 2,300</u>	<u>\$ 1</u>



CITY OF SIDNEY



OHIO

CITY OF SIDNEY, OHIO  
SCHEDULE OF REVENUES, EXPENDITURES AND CHANGES IN  
FUND BALANCE - BUDGET AND ACTUAL - BUDGETARY (NON-GAAP) BASIS  
AT LEGAL LEVEL OF BUDGETARY CONTROL  
CAPITAL IMPROVEMENT FUND  
FOR THE YEAR ENDED DECEMBER 31, 2011

	Final Budget	Actual Including Encumbrances	Variance from Final Budget
REVENUES:			
Local taxes	\$ 2,272,832	\$ 2,539,191	\$ 266,359
Intergovernmental revenues	3,120,540	3,122,152	1,612
Investment income	-	61	61
Special assessments	58,518	65,496	6,978
Miscellaneous receipts and reimbursements	<u>90,325</u>	<u>90,325</u>	<u>-</u>
Total revenues	<u>5,542,215</u>	<u>5,817,225</u>	<u>275,010</u>
EXPENDITURES:			
Capital Outlay:			
Contractual, materials and other	<u>9,123,687</u>	<u>8,769,016</u>	<u>354,671</u>
Total expenditures	<u>9,123,687</u>	<u>8,769,016</u>	<u>354,671</u>
Excess (deficiency) of revenues over (under) expenditures	<u>(3,581,472)</u>	<u>(2,951,791)</u>	<u>629,681</u>
OTHER FINANCING SOURCES (USES):			
Bond proceeds	1,298,462	1,298,462	-
Sale of asset	<u>15,000</u>	<u>56,952</u>	<u>41,952</u>
Total other financing sources	<u>1,313,462</u>	<u>1,355,414</u>	<u>41,952</u>
Net change in fund balance	(2,268,010)	(1,596,377)	671,633
Fund Balances, beginning of year	1,498,394	1,498,394	-
Prior Year Encumbrances	<u>923,739</u>	<u>923,739</u>	<u>-</u>
Fund Balances, end of year	<u>\$ 154,123</u>	<u>\$ 825,756</u>	<u>\$ 671,633</u>

CITY OF SIDNEY, OHIO  
 SCHEDULE OF REVENUES, EXPENDITURES AND CHANGES IN  
 FUND BALANCE - BUDGET AND ACTUAL - BUDGETARY (NON-GAAP) BASIS  
 AT LEGAL LEVEL OF BUDGETARY CONTROL  
 BROOKSIDE PARK FUND  
 FOR THE YEAR ENDED DECEMBER 31, 2011

	<u>Final Budget</u>	<u>Actual Including Encumbrances</u>	<u>Variance from Final Budget</u>
REVENUES:			
Miscellaneous receipts and reimbursements	\$ 5,000	\$ 5,502	\$ 502
EXPENDITURES:			
Capital Outlay:			
Contractual, materials and other	<u>85,000</u>	<u>83,736</u>	<u>1,264</u>
Total expenditures	<u>85,000</u>	<u>83,736</u>	<u>1,264</u>
Excess of revenues over expenditures	(80,000)	(78,234)	1,766
Fund Balances, beginning of year	<u>80,000</u>	<u>80,000</u>	<u>-</u>
Fund Balances, end of year	<u>\$ -</u>	<u>\$ 1,766</u>	<u>\$ 1,766</u>

CITY OF SIDNEY



OHIO

**CITY OF SIDNEY, OHIO**  
**Statistical Section**  
**December 31, 2011**

This part of the City of Sidney’s comprehensive annual financial report presents detailed information as a context for understanding what the information in the financial statements, note disclosures, and required supplementary information says about the City’s overall financial health.

<b><u>Contents</u></b>	<b><u>Page</u></b>
<b>Financial Trends (Schedules 1 – 4)</b> These schedules contain trend information to help the reader understand how the City’s financial performance and well-being have changed over time.	101 – 104
<b>Revenue Capacity (Schedules 5 – 6)</b> These schedules contain information to help the reader assess the City’s most significant local revenue source, the municipal income tax.	106 – 107
<b>Debt Capacity (Schedules 7 - 9)</b> These schedules present information to help the reader assess the affordability of the City’s current levels of outstanding debt and the City’s ability to issue additional debt in the future.	108 – 110
<b>Economic and Demographic Information (Schedules 10 – 11)</b> These schedules offer economic and demographic indicators to help the reader understand the environment within which the City’s financial activities take place.	111 – 112
<b>Operating Information (Schedules 12 – 14)</b> These schedules contain service and infrastructure data to help the reader understand how the information in the City’s financial report relates to the services the City provides and the activities it performs.	113 – 115

**Sources:** Unless otherwise noted, the information in these schedules is derived from the comprehensive annual financial reports for the relevant year. The City implemented GASB Statement 34 in 2000; schedules presenting government-wide information include information beginning in that year.

CITY OF SIDNEY

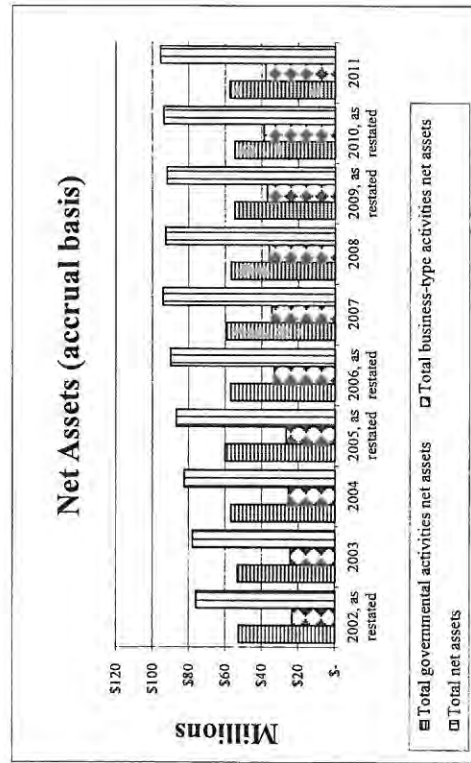


OHIO

Year Ended December 31,

	2002, as restated	2003	2004	2005, as restated	2006, as restated	2007	2008	2009, as restated	2010, as restated	2011
<b>Governmental activities</b>										
Invested in capital assets, net of related debt	\$ 41,586,478	\$ 41,850,468	44,263,989	46,330,165	41,944,422	43,858,848	43,433,659	45,610,506	44,608,862	46,467,761
Restricted for:										
Other purposes	1,607,694	1,374,427	1,764,537	1,342,722	1,546,232	1,321,211	1,042,116	1,641,658	1,782,614	2,959,714
Unrestricted	9,523,194	10,240,893	10,957,084	12,637,014	13,638,819	14,559,542	12,449,516	7,917,041	8,591,834	8,261,653
Total governmental activities net assets	52,717,366	53,465,788	56,985,610	60,309,901	57,129,473	59,739,601	56,925,291	55,169,205	54,983,310	57,689,128
<b>Business-type activities</b>										
Invested in capital assets, net of related debt	19,338,974	19,460,644	21,277,102	23,223,096	29,250,922	29,300,583	31,074,156	31,619,476	34,273,069	33,450,981
Restricted	-	-	-	-	-	-	160,420	-	-	-
Unrestricted	4,045,806	5,108,748	4,327,735	3,643,310	4,059,842	5,387,473	4,928,706	5,458,953	4,722,342	4,719,054
Total business-type activities net assets	23,384,780	24,569,392	25,604,837	26,866,406	33,310,764	34,688,056	36,163,282	37,078,429	38,995,411	38,170,035
<b>Total</b>										
Invested in capital assets, net of related debt	60,925,452	61,311,112	65,541,091	69,553,261	71,195,344	73,159,431	74,507,815	77,229,982	78,881,931	79,918,742
Restricted for:										
Other purposes	1,607,694	1,374,427	1,764,537	1,342,722	1,546,232	1,321,211	1,202,536	1,641,658	1,782,614	2,959,714
Unrestricted	13,569,000	15,349,641	15,284,819	16,280,324	17,698,661	19,947,015	17,378,222	13,375,994	13,314,176	12,980,707
Total net assets	\$ 76,102,146	\$ 78,035,180	\$ 82,590,447	\$ 87,176,307	\$ 90,440,237	\$ 94,427,657	\$ 93,088,573	\$ 92,247,634	\$ 93,978,721	\$ 95,859,163

Note: Accounting standards require that the net assets be reported in three components in the financial statements: invested in capital assets, net of related debt; restricted; and unrestricted. Net assets are considered restricted when (1) an external party, such as the state or federal government, places a restriction on how the resources may be used, or (2) enabling legislation is enacted by the City.



Note: The following restatements of prior years' balances are reflected in the above schedule:  
 -- Addition of sewer and water infrastructure not capitalized in prior years for 2002.  
 -- Correction of airport capital assets for 2005  
 -- Change of transportation and stormwater management funds from governmental activities to business-type activities for 2006  
 -- Change in classification between restricted and unrestricted net assets for 2009 and 2010

CITY OF SIDNEY, OHIO  
CHANGES IN NET ASSETS  
LAST TEN FISCAL YEARS

Year Ended December 31,

	2001, as restated	2002, as restated	2003	2004	2005, as restated	2006, as restated	2007	2008	2009	2010	2011
<b>Expenses</b>											
<b>Governmental activities:</b>											
General government	1,998,119	1,905,469	1,782,921	1,489,376	1,614,428	1,741,846	1,726,929	1,842,173	1,314,285	928,165	822,047
Public safety	9,722,217	9,888,848	9,878,689	5,184,474	5,539,643	5,796,813	6,167,426	6,389,260	6,271,553	6,142,034	5,995,394
Police				3,913,548	3,855,945	4,120,953	4,372,436	4,656,979	4,523,985	4,334,589	4,635,651
Fire				1,401,639	1,496,683	1,517,325	1,686,848	1,588,281	1,636,905	1,563,723	1,638,942
Judicial				218,608	202,737	214,883	227,045	239,068	375,100	197,366	188,091
Health	261,687	270,727	295,910								
Transportation	2,272,067	2,318,094	2,569,392								
Public transportation				471,970	608,704						
Street repair & maintenance	1,190,075	1,379,329	1,313,960	2,300,975	2,456,174	2,692,044	3,163,599	3,308,905	3,093,966	3,324,839	3,420,370
Community environment											
Community development				514,914	448,168	453,261	326,902	735,153	359,155	924,429	833,892
Community environment				915,697	920,618	973,205	1,291,112	1,152,383	1,167,276	1,301,521	783,027
Parks and recreation	1,211,315	1,338,190	1,400,906	1,427,369	1,469,323	1,461,172	1,628,824	1,670,604	1,504,878	1,388,202	1,365,458
Basic utility services	318,291	370,166	378,706	460,118	487,141	54,531	24,630	134,047	73,127		
Interest on long-term debt	121,785	115,448	114,958	266,501	425,995	411,424	392,921	386,824	364,625	353,017	321,257
Total governmental activities expenses	17,095,556	17,586,271	17,735,442	18,565,189	19,535,559	19,382,926	21,038,573	21,994,460	20,725,775	20,531,012	20,004,129
<b>Business-type activities:</b>											
Water	2,588,130	2,599,989	2,657,083	2,930,771	2,959,127	3,253,577	3,908,385	3,581,450	3,219,126	3,400,452	3,760,888
Sewer	2,307,869	2,286,024	2,791,159	3,125,699	3,466,500	3,464,976	3,720,157	3,812,880	3,864,227	3,724,801	3,631,479
Stormwater						644,140	567,091	538,199	579,263	561,378	543,603
Solid Waste	915,794	1,012,932	1,003,765	1,038,399	1,048,669	1,126,873	1,086,908	1,002,412	1,085,957	1,146,766	1,188,726
Other business-type activities	286,496	324,786	364,138	448,909	493,991	1,095,913	996,388	1,433,523	1,414,485	1,492,936	1,522,638
Total business-type activities expenses	6,098,289	6,223,731	6,816,145	7,543,778	7,968,287	9,585,479	10,278,929	10,368,464	10,163,038	10,326,333	10,647,334
Total Expenses	23,193,845	23,810,002	24,551,587	26,108,967	27,503,846	28,968,405	31,317,502	32,362,924	30,888,813	30,857,345	30,651,463
<b>Program Revenues</b>											
<b>Governmental activities:</b>											
General government	1,495,815	1,399,883	1,850,965				5,801	882			
Public safety											
Police											
Fire				539,633	570,464	368,777	388,020	487,553	379,701	420,134	614,533
Judicial				736,431	607,655	687,561	853,487	389,990	443,174	751,523	509,275
Health	133,616	173,214	115,028	625,725	715,396	800,751	857,714	857,705	867,504	804,453	831,903
Transportation	5,597,599	1,944,035	1,799,891	150,921	97,804	129,886	120,151	139,266	101,170	115,009	144,307
Public transportation				421,071	487,542						
Street repair & maintenance	817,184	494,836	483,702	4,564,128	3,429,467	3,505,690	2,516,499	1,858,465	3,459,464	1,842,707	3,525,751
Community environment											
Community development				269,124	450,043	334,276	507,213	465,771	125,651	596,581	367,417
Parks and recreation	31,132	28,670	65,267	228,672	209,990	76,179	82,830	114,375	105,499	86,795	99,274
Basic utility services				29,718	235,638	72,453	64,939	111,888	199,613	259,480	514,002
Total governmental activities program revenues	8,075,346	4,040,638	4,314,853	7,565,423	6,821,223	5,975,573	5,406,654	4,440,398	5,681,776	4,876,682	6,606,462
<b>Business-type activities:</b>											
Water	2,835,353	3,127,229	3,109,280	3,321,811	3,562,350	3,540,699	4,105,837	3,454,995	4,050,081	5,721,059	3,448,378
Sewer	2,935,486	3,213,919	3,357,205	3,453,028	3,706,858	4,564,326	3,321,692	3,259,769	3,399,951	3,259,769	3,260,279
Solid Waste	666,804	884,872	845,898	927,527	874,119	841,242	893,955	1,016,660	974,202	1,094,019	1,140,751
Stormwater							275,893	316,988	403,100	318,396	345,438
Other business-type activities	213,127	281,415	254,713	548,303	609,976	980,687	1,041,434	1,832,099	1,925,899	1,302,550	1,213,749
Total business-type activities program revenues	6,650,770	7,507,435	7,567,096	8,250,669	8,867,893	9,069,486	10,881,425	9,942,434	10,753,233	11,695,793	9,408,595



Year Ended December 31,

	2001, as restated	2002, as restated	2003	2004	2005, as restated	2006, as restated	2007	2008	2009	2010	2011
<b>Net (Expense) Revenue <sup>(a)</sup></b>											
Governmental activities:											
General government	(1,998,119)	(1,905,469)	(1,782,921)	(1,489,376)	(1,614,428)	(1,741,846)	(1,721,128)	(1,841,291)	(1,314,285)	(928,165)	(822,047)
Public safety	(8,226,402)	(8,488,965)	(8,027,724)	(6,644,841)	(4,969,179)	(5,428,036)	(5,779,406)	(5,901,707)	(5,891,852)	(5,721,900)	(5,380,861)
Police				(3,177,117)	(3,248,290)	(3,433,392)	(3,518,949)	(4,266,989)	(4,080,811)	(3,583,066)	(4,126,376)
Fire				(775,914)	(781,287)	(716,574)	(819,134)	(730,576)	(769,401)	(759,270)	(807,039)
Judicial	(128,071)	(97,513)	(180,882)	(67,687)	(104,933)	(84,997)	(106,894)	(99,802)	(273,930)	(82,357)	(43,784)
Health	3,325,532	(374,059)	(769,501)	(50,899)	(121,162)	813,646	(647,100)	(1,450,440)	365,498	(1,482,132)	105,381
Transportation				2,263,153	963,293						
Public transportation											
Street repair & maintenance	(372,891)	(884,493)	(830,258)	(245,790)	1,875	(118,985)	180,311	(269,382)	(213,504)	(327,848)	(466,475)
Community development											
Community environment											
Community environment											
Parks and recreation	(1,180,183)	(1,309,520)	(1,335,639)	(1,397,651)	(1,233,685)	(1,388,719)	(1,208,282)	(1,038,208)	(1,061,777)	(1,214,722)	(683,753)
Basic utility services	(318,291)	(370,166)	(378,706)	(460,118)	(469,917)	(54,531)	(54,531)	(10,127)	(134,047)	(73,127)	(851,456)
Interest on long-term debt	(121,785)	(115,448)	(114,958)	(266,501)	(425,995)	(411,424)	(392,921)	(386,824)	(364,625)	(353,012)	(321,257)
Total governmental activities	(9,020,210)	(13,545,633)	(13,420,589)	(10,999,766)	(12,714,336)	(13,407,353)	(15,631,919)	(17,554,062)	(15,045,989)	(15,654,330)	(13,397,667)
Business-type activities:											
Water	247,223	527,240	452,197	391,040	603,223	287,122	197,452	(126,455)	830,955	2,320,607	(312,510)
Sewer	627,617	927,895	566,046	327,329	354,948	241,882	844,169	(491,188)	(464,276)	(466,032)	(371,200)
Solid Waste	(248,990)	(128,060)	(157,807)	(110,872)	(174,530)	197,102	(192,973)	14,248	(111,735)	(52,747)	(47,975)
Stormwater											
Other business-type activities	773,369	(43,371)	(109,425)	99,384	115,985	(1,126,873)	(291,198)	(221,211)	(176,163)	(242,982)	(198,165)
Total business-type activities	552,481	1,283,704	750,951	706,891	899,606	(515,993)	602,496	(426,030)	511,414	(190,386)	(308,889)
<b>Total</b>	(8,467,729)	(12,261,929)	(12,669,638)	(10,292,875)	(11,814,730)	(13,923,346)	(15,029,423)	(17,980,092)	(14,455,804)	(14,284,870)	(14,636,406)
<b>General Revenues and Other Changes in Net Assets</b>											
Governmental activities:											
Taxes											
Income taxes	10,713,675	10,952,386	11,180,689	11,313,150	12,707,698	13,261,167	13,417,106	12,505,553	9,996,527	12,120,834	12,833,555
Property taxes	1,317,123	1,266,026	1,250,527	1,321,566	1,336,737	1,492,187	1,481,916	1,440,528	1,451,435	1,478,089	1,180,084
Other taxes	189,818	505,646	618,180	585,600	688,045	507,960	819,030	693,003	805,708	637,560	864,316
Grants and contributions not restricted to specific prog	1,117,526	1,273,415	1,146,863	1,287,579	1,174,034	1,183,356	1,610,680	1,135,782	887,749	977,843	886,421
Investment earnings	779,823	447,251	171,516	243,088	340,469	545,906	894,963	561,282	132,406	114,967	126,830
Gain (loss) on sale/disposal of capital assets	(40,253)	(68,845)	9,300	12,985	10,430	24,248	4,070	4,070	21,017	31,689	56,952
Miscellaneous	155,936	67,249	88,705	42,357	76,941	46,216	573,924	68,482	242,371	442,446	282,027
Transfers	(732,853)	(620,419)	(351,422)	(286,635)	(295,727)	(190,440)	(555,572)	(1,668,948)	(249,300)	(334,993)	(126,500)
Total governmental activities	13,500,795	13,823,027	14,114,358	14,519,688	16,038,627	16,870,600	18,242,047	14,739,752	13,287,913	15,468,435	16,103,485
Business-type activities:											
Miscellaneous											
Investment earnings											
Gain on sale/disposal of capital assets											
Transfers											
Total business-type activities											
<b>Total</b>	13,500,795	14,579,727	14,548,019	14,848,242	16,400,590	17,187,276	19,016,843	16,641,008	13,612,865	16,015,957	16,516,848
<b>Change in Net Assets</b>											
Governmental activities	4,480,585	277,394	693,769	3,519,922	3,324,291	3,463,247	2,610,128	(2,814,310)	(1,756,086)	(185,895)	2,705,818
Business-type activities	552,481	2,040,404	1,184,612	1,035,445	1,261,569	(199,317)	1,377,292	1,475,226	915,147	1,916,982	(625,376)
<b>Total</b>	5,033,066	2,317,798	1,878,381	4,555,367	4,585,860	3,263,930	3,987,420	(1,339,084)	(840,939)	1,731,087	1,880,442

<sup>(a)</sup> Net (expense)/revenue is the difference between the expenses and program revenues of a function or program. It indicates the degree to which a function or program is supported by its own fees and program-specific grants versus its reliance upon funding from taxes and other governmental revenues. Numbers in parentheses indicate that expenses were greater than program revenues and therefore general revenues were needed to finance that function or program. Numbers without parentheses mean that program revenues were more than sufficient to cover expenses.

CITY OF SIDNEY, OHIO  
 FUND BALANCES, GOVERNMENTAL FUNDS  
 LAST TEN FISCAL YEARS

	December 31,									
	2002	2003	2004	2005	2006	2007	2008	2009	2010	2011
<b>General Fund</b>										
Reserved for:										
Inventory	\$ 51,800	\$ 42,560	\$ 41,583	\$ 35,817	\$ 36,018	\$ 49,255	\$ 48,516	\$ 51,953	\$ 65,312	
Prepaid items	46,045	41,776	43,949	31,608	24,389	21,576	23,793	33,350	30,918	
Encumbrances	157,350	106,148	95,417	20,441	692,064	104,072	125,775	69,040	112,982	
Unreserved	2,707,516	2,710,617	2,894,238	3,753,439	4,344,745	6,079,886	4,256,474	3,884,890	4,374,198	
Total general fund	\$ 2,962,711	\$ 2,901,101	\$ 3,075,187	\$ 3,841,305	\$ 5,097,216	\$ 6,254,789	\$ 4,454,558	\$ 4,039,233	\$ 4,583,410	
Fund Balances:										\$ 78,974
Nonspendable										
Restricted										275,349
Committed										190,981
Assigned										4,667,200
Unassigned										\$ 5,212,504
Total general fund										
<b>All Other Governmental Funds</b>										
Reserved for:										
Inventory	\$ 108,045	\$ 88,655	\$ 85,260	\$ 76,273	\$ 92,915	\$ 52,740	\$ 101,224	\$ 65,994	\$ 72,438	
Prepaid items	53,795	50,444	97,254	91,248	85,851	1,342	1,154	9,930	10,962	
Long-term loans receivable	107,284	95,191	82,474	69,112	55,066	40,301	24,781	-	-	
Encumbrances	529,435	1,016,744	4,845,128	728,243	896,553	1,210,351	386,292	751,599	983,927	
Unreserved, reported in:										
Special revenue funds	4,329,121	3,909,666	4,948,733	5,352,567	5,348,396	4,782,780	4,082,591	2,626,063	2,464,455	
Capital projects funds	1,175,574	889,892	2,682,669	1,373,103	1,252,773	616,675	1,282,636	514,015	865,409	
Total all other governmental funds	\$ 6,303,254	\$ 6,050,592	\$ 12,741,518	\$ 7,690,546	\$ 7,731,554	\$ 6,704,189	\$ 5,878,678	\$ 3,967,601	\$ 4,397,191	
Fund Balances:										\$ 105,080
Nonspendable										2,263,940
Restricted										226,106
Committed										1,354,486
Assigned										(148,369)
Unassigned										\$ 3,801,243
Total all other governmental funds										

Note: The following changes that occurred on the 2007 balances and are not reflected in prior years are reflected in the above schedule:

-- Change of transportation and stormwater management funds from governmental activities to business-type activities

-- Correction of an error for bond issuance costs

\*\* In 2011 the City implemented GASB 54. Prior year balances have not been restated.

CITY OF SIDNEY, OHIO  
CHANGES IN FUND BALANCES, GOVERNMENTAL FUNDS  
LAST TEN FISCAL YEARS

	For Year Ended December 31,									
	2002	2003	2004	2005	2006	2007	2008	2009	2010	2011
<b>Revenues:</b>										
Local taxes	12,714,069	12,543,684	13,445,397	14,365,781	14,851,099	14,988,112	14,338,595	12,110,032	14,203,412	14,021,437
Intergovernmental revenues	3,353,670	3,320,149	3,810,313	5,067,711	4,071,733	3,788,406	3,885,983	4,913,153	3,605,456	5,907,208
Special assessments	241,912	227,605	229,316	236,104	223,510	258,866	245,045	261,408	249,283	296,942
Charges for services	768,098	969,279	1,421,837	1,622,762	1,587,491	1,737,641	1,671,362	1,524,444	1,761,900	1,641,677
Fines, licenses and permits	317,800	287,411	256,498	258,766	269,686	267,507	240,658	385,620	188,665	181,183
Investment income	522,063	268,883	207,837	334,897	612,932	880,706	610,887	173,504	145,895	135,882
Miscellaneous receipts and reimbursements	326,443	303,245	308,898	321,297	289,589	797,011	304,689	348,460	623,442	501,423
Total revenues	18,244,055	17,920,256	19,680,096	22,207,318	21,906,040	22,718,249	21,297,219	19,716,621	20,778,053	22,685,752
<b>EXPENDITURES:</b>										
Current:										
General government	1,912,226	1,837,408	1,440,284	1,605,525	1,542,352	1,629,417	1,754,338	1,241,283	994,747	761,594
Public safety	9,162,996	9,300,073	4,978,256	5,190,004	5,358,816	5,671,817	5,852,203	5,726,015	5,736,959	5,600,738
Police			3,607,916	3,757,035	3,757,299	4,073,027	4,303,371	4,309,081	4,112,147	4,435,691
Fire			1,274,857	1,364,225	1,367,510	1,438,810	1,438,914	1,487,055	1,421,674	1,544,293
Judicial			189,070	185,517	194,161	209,334	220,980	358,851	193,334	161,354
Health	249,787	259,649								
Transportation	1,275,471	1,504,254	393,795	532,245	569,944					
Public transportation			1,250,523	1,390,396	1,182,040	1,424,212	1,484,688	1,359,318	1,443,553	1,404,900
Street repair & maintenance										
Community environment & development	1,016,647	1,013,585	229,394	326,767	377,251	321,575	1,006,091	289,206	450,990	253,872
Community development			875,699	895,827	908,978	988,605	1,084,882	1,117,688	1,080,338	798,625
Community environment			1,213,672	1,246,529	1,352,521	1,366,273	1,422,988	1,273,062	1,186,393	1,172,055
Parks and recreation			204,342	222,810	284,370	398,791	45,593	44,872	14,127	-
Basic utility services			2,627,354	2,449,097	4,247,656	8,568,102	2,723,186	3,888,697	4,039,330	5,656,047
Capital outlay										
Debt service:										
Principal	120,000	125,000	130,000	425,000	435,000	445,000	435,000	445,000	1,360,000	838,714
Interest and other charges	115,895	115,522	239,721	429,276	413,338	388,520	369,535	371,902	360,066	323,888
Total expenditures	17,898,390	18,073,927	20,393,062	26,306,258	20,484,529	21,890,880	23,435,863	22,714,740	20,687,913	22,951,771
Excess (deficiency) of revenues over (under) expenditures	345,665	(153,671)	(712,966)	(4,098,940)	1,421,511	827,369	(2,138,644)	(2,998,119)	90,140	(266,019)
<b>OTHER FINANCING SOURCES (USES):</b>										
Transfers in	11,288,315	11,320,014	12,028,819	12,605,445	13,956,196	14,189,448	13,571,638	2,312,307	25,000	235,000
Bonds issued	-	-	7,600,000	-	-	-	-	900,000	945,000	1,605,000
Payment to refunding agent	-	-	-	-	-	-	-	-	-	(1,263,463)
Premium on bonds	-	-	-	-	-	-	-	-	17,238	27,176
Sale of capital assets	21,300	14,400	26,525	10,430	31,448	74,328	26,392	21,017	56,389	56,952
Transfers out	(11,477,315)	(11,495,014)	(12,132,019)	(12,801,789)	(14,112,236)	(14,747,305)	(14,085,128)	(2,561,607)	(160,000)	(361,500)
Total other financing sources (uses)	(167,700)	(160,600)	7,523,325	(185,914)	(124,592)	(483,529)	(487,098)	671,717	883,627	299,165
Net change in fund balances	\$ 177,965	\$ (314,271)	\$ 6,810,359	\$ (4,284,854)	\$ 1,296,919	\$ 343,840	\$ (2,625,742)	\$ (2,326,402)	\$ 973,767	\$ 33,146
Debt service as a percentage of noncapital expenditures	1.5%	1.5%	2.2%	4.7%	4.7%	4.5%	4.0%	4.4%	8.9%	6.4%

**CITY OF SIDNEY, OHIO**

Schedule 5

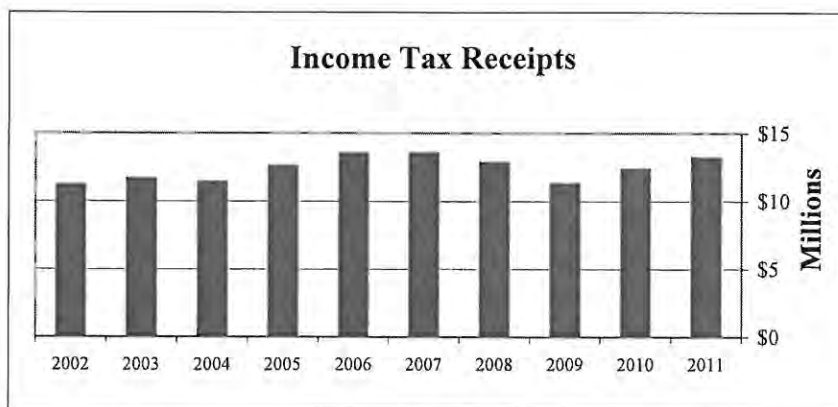
**INCOME TAX BY PAYER TYPE AND INCOME TAX RATE**

**LAST TEN FISCAL YEARS (cash basis of accounting -- excluding refunds)**

Year	Individuals		Net Profits	Total	Income Tax Rate
	Withheld by Employer	Paid by Taxpayer			
2011	\$ 9,564,046	\$ 632,536	\$ 2,993,983	\$ 13,190,565	1.50%
2010	\$ 9,238,357	\$ 555,659	\$ 2,564,710	\$ 12,358,725	1.50%
2009	\$ 9,317,160	\$ 505,868	\$ 1,461,604	\$ 11,284,632	1.50%
2008	\$ 10,489,044	\$ 471,408	\$ 1,882,710	\$ 12,843,162	1.50%
2007	\$ 10,742,913	\$ 506,891	\$ 2,303,076	\$ 13,552,880	1.50%
2006	\$ 10,568,788	\$ 440,021	\$ 2,499,840	\$ 13,508,649	1.50%
2005	\$ 10,304,368	\$ 401,908	\$ 1,869,366	\$ 12,575,642	1.50%
2004	\$ 9,584,082	\$ 422,876	\$ 1,401,307	\$ 11,408,265	1.50%
2003	\$ 9,454,838	\$ 443,801	\$ 1,730,053	\$ 11,628,692	1.50%
2002	\$ 9,191,973	\$ 458,471	\$ 1,545,088	\$ 11,195,532	1.50%

Source: City of Sidney, Ohio, Income Tax Department

This City levies a 1.5% income tax on all wages, salaries, commissions and other compensation paid by employers and the net profits from a business or professional person earned within the City, excluding income from intangible personal property. In addition, City residents pay City income tax on income earned outside the City, net of a credit for income taxes paid to other municipalities. Employers within the City withhold income tax on employee compensation and remit at least quarterly.



**CITY OF SIDNEY, OHIO**  
**RANKING OF TOP TEN INCOME TAX WITHHOLDERS**  
**CURRENT YEAR AND NINE YEARS AGO (cash basis of accounting)**

Schedule 6

2011		2002		
<u>Rank</u>	<u>Name</u>	<u>2011 Rank</u>	<u>Rank</u>	<u>Name</u>
1	Emerson Climate (formerly Copeland Corp)	1	1	Copeland Corporation
2	Wilson Memorial Hospital	6	2	American Trim
3	Honda of America Mfg	3	3	Honda of America Mfg
4	Cargill, Inc	7	4	NK Parts Industries, Inc.
5	Sidney Board of Education	2	5	Wilson Memorial Hospital
6	Superior Metal (formerly American Trim)	-	6	Alcoa Building Products, Inc
7	NK Parts Industries, Inc.	5	7	Sidney Board of Education
8	County Auditors Office	4	8	Cargill, Inc
9	Freshway Foods	8	9	County Auditors Office
10	Advanced Composites	-	10	Lear Operations Corp
Combined percentage of Total income taxes 29.03%		Combined percentage of Total income taxes 31.52%		

Source: City of Sidney, Ohio, Income Tax Department

Note:

Due to legal restrictions and confidentiality requirements, the City cannot disclose the amount of withholdings by taxpayer.

CITY OF SIDNEY, OHIO  
RATIOS OF OUTSTANDING DEBT BY TYPE  
LAST TEN FISCAL YEARS

Schedule 7

Year	General Government Bonded Debt			Business-Type Activities				Total Primary Government	Percentage of Estimated actual property value	Per Capita
	General Obligation Bonds	Percentage of estimated actual property value	Per Capita	Water General Obligation Bonds	Water Revenue- Backed Notes	Sewer General Obligation Bonds				
2011	\$ 7,995,000	0.79%	\$ 787	\$ 3,237,000	\$ 4,136,429	\$ 5,500,000	\$ 20,868,429	2.05%	\$ 983	
2010	\$ 8,110,000	0.75%	\$ 807	\$ 3,247,000	\$ 3,826,073	\$ 5,770,000	\$ 20,953,073	1.93%	\$ 987	
2009	\$ 8,525,000	0.79%	\$ 769	\$ 670,000	\$ 360,175	\$ 6,135,000	\$ 15,690,175	1.45%	\$ 787	
2008	\$ 8,966,000	0.83%	\$ 804	\$ 650,000	\$ -	\$ 6,485,000	\$ 16,101,000	1.50%	\$ 804	
2007	\$ 8,505,500	0.72%	\$ 802	\$ 200,000	\$ -	\$ 7,450,000	\$ 16,155,500	1.37%	\$ 802	
2006	\$ 8,950,000	0.73%	\$ 847	\$ -	\$ -	\$ 8,105,000	\$ 17,055,000	1.39%	\$ 847	
2005	\$ 9,385,000	0.60%	\$ 882	\$ 250,000	\$ -	\$ 8,155,000	\$ 17,790,000	1.13%	\$ 882	
2004	\$ 9,810,000	0.67%	\$ 947	\$ 500,000	\$ -	\$ 8,775,000	\$ 19,085,000	1.31%	\$ 947	
2003	\$ 2,340,000	0.17%	\$ 615	\$ 750,000	\$ -	\$ 9,365,000	\$ 12,455,000	0.88%	\$ 615	
2002	\$ 2,465,000	0.17%	\$ 660	\$ 1,000,000	\$ -	\$ 9,925,000	\$ 13,390,000	0.95%	\$ 660	

CITY OF SIDNEY, OHIO  
RATIOS OF OUTSTANDING DEBT AND LEGAL DEBT MARGINS  
LAST TEN YEARS

	2002	2003	2004	2005	2006	2007	2008	2009	2010	2011
General Obligation Bonds	\$ 13,390,000	\$ 12,455,000	\$ 19,085,000	\$ 17,790,000	\$ 17,055,000	\$ 16,155,500	\$ 16,101,000	\$ 15,330,000	\$ 17,127,000	\$ 16,702,000
Assessed value of taxable property <sup>(a)</sup>	\$ 440,544,340	\$ 442,272,291	\$ 453,740,892	\$ 454,122,536	\$ 428,275,580	\$ 395,352,640	\$ 376,375,950	\$ 379,705,390	\$ 379,491,650	\$ 356,004,730
General Obligation Bonds as percent of total assessed value of taxable property	3.04%	2.82%	4.21%	3.92%	3.98%	4.09%	4.28%	4.04%	4.51%	4.69%
Estimated actual value of taxable property <sup>(a)</sup>	1,414,316,000	1,409,770,730	1,458,980,574	1,569,576,558	1,223,644,514	1,180,703,463	1,075,359,857	1,084,872,543	1,084,261,857	1,017,156,371
General Obligation Bonds as percent of total estimated actual value of taxable property	0.95%	0.88%	1.31%	1.13%	1.39%	1.37%	1.50%	1.41%	1.58%	1.64%
Population <sup>(b)</sup>	20,276	20,249	20,147	20,171	20,139	20,139	20,019	19,944	21,229	21,229
General Obligation Bonds Per capita	\$ 660	\$ 615	\$ 947	\$ 882	\$ 847	\$ 802	\$ 804	\$ 769	\$ 807	\$ 787
Less debt not subject to limitations										
Self-supporting securities issued for water systems or facilities	\$ (1,000,000)	\$ (750,000)	\$ (500,000)	\$ (250,000)	\$ -	\$ (200,000)	\$ (650,000)	\$ (670,000)	\$ (3,357,000)	\$ (3,342,000)
Self-supporting securities issued for sanitary sewer systems or facilities	\$ (9,925,000)	\$ (9,365,000)	\$ (8,775,000)	\$ (8,155,000)	\$ (8,105,000)	\$ (7,450,000)	\$ (6,485,000)	\$ (6,135,000)	\$ (6,605,000)	\$ (6,300,000)
Less: Bond Retirement Fund Balance	\$ -	\$ -	\$ -	\$ -	\$ -	\$ -	\$ -	\$ -	\$ -	\$ -
Net debt subject to 10-1/2% limitation <sup>(c)</sup>	\$ 2,465,000	\$ 2,340,000	\$ 9,810,000	\$ 9,385,000	\$ 8,950,000	\$ 8,505,500	\$ 8,966,000	\$ 8,525,000	\$ 7,165,000	\$ 7,060,000
Voted and Unvoted Debt Limit -- 10-1/2% of assessed value	\$ 46,257,156	\$ 46,438,591	\$ 47,642,794	\$ 47,682,866	\$ 44,968,936	\$ 41,512,027	\$ 39,519,475	\$ 39,869,066	\$ 39,846,623	\$ 37,380,497
Legal Debt Margin within 10-1/2% Limitation	\$ 43,792,156	\$ 44,098,591	\$ 37,832,794	\$ 38,297,866	\$ 36,018,936	\$ 33,006,527	\$ 30,553,475	\$ 31,344,066	\$ 32,681,623	\$ 30,320,497
Net debt within limitations for both Voted and Unvoted debt as a percentage of debt limit	5.33%	5.04%	20.59%	19.68%	19.90%	20.49%	22.69%	21.38%	17.98%	18.89%
Net debt subject to 5-1/2% limitation <sup>(d)</sup>	\$ 2,465,000	\$ 2,340,000	\$ 9,810,000	\$ 9,385,000	\$ 8,950,000	\$ 8,505,500	\$ 8,966,000	\$ 8,525,000	\$ 7,165,000	\$ 7,060,000
Unvoted Debt Limit -- 5-1/2% of assessed value	\$ 24,229,939	\$ 24,324,976	\$ 24,955,749	\$ 24,976,739	\$ 23,555,157	\$ 21,744,395	\$ 20,700,677	\$ 20,883,796	\$ 20,872,041	\$ 19,580,260
Legal Debt Margin within 5-1/2% Limitation	\$ 21,764,939	\$ 21,984,976	\$ 15,145,749	\$ 15,591,739	\$ 14,605,157	\$ 13,238,895	\$ 11,734,677	\$ 12,358,796	\$ 13,707,041	\$ 12,520,260
Net debt within limitations for Unvoted debt as a percentage of debt limit	10.17%	9.62%	39.31%	37.57%	38.00%	39.12%	43.31%	40.82%	34.33%	36.06%

<sup>(a)</sup> Source for assessed value and estimated actual value data: Shelby County Auditor  
<sup>(b)</sup> Source for population: For years 2002 - 2009, U.S. Bureau of the Census-Population Estimates Program. For years 2010 & 2011, U.S. Bureau of the Census-2010 Federal Census.  
<sup>(c)</sup> The Ohio Revised Code provides that the aggregate principal amount of voted and unvoted "net indebtedness" may not exceed 10-1/2% of the assessed valuation.  
<sup>(d)</sup> The Ohio Revised Code provides that the aggregate principal amount of unvoted "net indebtedness" may not exceed 5-1/2% of the assessed valuation.

**CITY OF SIDNEY, OHIO  
 COMPUTATION OF DIRECT AND OVERLAPPING  
 GENERAL OBLIGATION DEBT  
 DECEMBER 31, 2011**

Schedule 9

	<u>Net Debt Outstanding</u>	<u>Estimated Percentage Applicable to City of Sidney</u>	<u>Estimated Amount Applicable to City of Sidney</u>
Sidney City School District <sup>(1)</sup>	\$18,657,415	100%	\$18,657,415
Shelby County <sup>(2)</sup>	\$254,147	43%	<u>\$109,283</u>
Subtotal, overlapping debt			\$18,766,698
City of Sidney direct debt			<u>\$7,983,373</u>
Total direct and overlapping debt			<u><u>\$26,750,071</u></u>

<sup>(1)</sup> Source: Treasurer of Sidney City Schools

<sup>(2)</sup> Source: Shelby County Auditor - calculated overlapping debt of Sidney 2010 population (21,229) as a percent of Shelby county 2010 population (49,423) (2010 Census data)



CITY OF SIDNEY, OHIO  
 DEMOGRAPHIC AND ECONOMIC STATISTICS  
 LAST TEN FISCAL YEARS

Schedule 10

Fiscal Year	Population <sup>(1)</sup>	Per Capita Personal Income <sup>(1)</sup>	Median Age <sup>(1)</sup>	School Enrollment <sup>(2)</sup>	Unemployment Rate <sup>(3)</sup>	Total Assessed Property Value <sup>(4)</sup>	Estimated Actual Property Value <sup>(4)</sup>
2002	20,276 (1)(a)	\$19,075 (1)(e)	33.9 yrs (1)(e)	3,918	4.6%	\$440,544,340	\$1,414,316,000
2003	20,249 (1)(a)	\$19,075 (1)(e)	33.9 yrs (1)(e)	3,609	4.9%	\$442,272,291	\$1,409,770,730
2004	20,147 (1)(a)	\$19,075 (1)(e)	33.9 yrs (1)(e)	3,941	4.4%	\$453,740,892	\$1,458,980,574
2005	20,171 (1)(a)	\$19,075 (1)(e)	33.9 yrs (1)(e)	3,923	4.9%	\$454,122,536	\$1,569,576,558
2006	20,139 (1)(a)	\$19,075 (1)(e)	33.9 yrs (1)(e)	3,934	4.5%	\$428,275,580	\$1,223,644,514
2007	20,139 (1)(a)	\$19,075 (1)(e)	33.9 yrs (1)(e)	3,978	4.8%	\$395,352,640	\$1,180,703,463
2008	20,019 (1)(a)	\$19,075 (1)(e)	33.9 yrs (1)(e)	3,995	6.1%	\$376,375,950	\$1,075,359,857
2009	19,944 (1)(a)	\$19,075 (1)(e)	33.9 yrs (1)(e)	3,868	12.8%	\$379,705,390	\$1,084,872,543
2010	21,229 (1)(b)	\$18,628 (1)(b)	36.1 yrs (1)(b)	3,757	10.4%	\$379,491,650	\$1,084,261,857
2011	21,229 (1)(a)	\$18,628 (1)(b)	36.1 yrs (1)(b)	3,602	9.2%	\$356,004,730	\$1,017,156,371

<sup>(1)</sup> Source: <sup>(a)</sup> U.S. Bureau of the Census - Population Estimates Program, Population Division;

<sup>(b)</sup> U.S. Bureau of the Census - 2010 Federal Census

<sup>(c)</sup> U.S. Bureau of the Census - 2000 Federal Census

<sup>(2)</sup> Source: Sidney City Schools Board of Education

<sup>(3)</sup> Source: Bureau of Labor Statistics, U.S. Dept. of Labor

<sup>(4)</sup> Source: Shelby County Auditor

Note: Total personal income amounts are not available for the City of Sidney therefore, estimated actual value of taxable property is used instead.

CITY OF SIDNEY, OHIO  
 PRINCIPAL EMPLOYERS  
 CURRENT YEAR AND NINE YEARS AGO

Schedule 11

2011			2002		
<u>Employer</u>	<u>Approximate Number of Employees</u>	<u>Percentage of Total Top 10 Employment</u>	<u>Employer</u>	<u>Approximate Number of Employees</u>	<u>Percentage of Total Top 10 Employment</u>
1 Emerson Climate (formerly Copeland Corp)	1,595	29.88%	1 Copeland Corporation	2,200	29.12%
2 Wilson Memorial Hospital	842	15.77%	2 NK Parts Industries	1,100	14.56%
3 NK Parts Industries	473	8.86%	3 Stolle Products	800	10.59%
4 Sidney Board of Education	397	7.44%	4 Wilson Memorial Hospital	665	8.80%
5 Cargill, Inc	381	7.14%	5 Wal-Mart Super Center	600	7.94%
6 Holloway Sportswear	366	6.86%	6 Con Agra	484	6.41%
7 Freshway Foods	360	6.74%	7 Sidney Board of Education	459	6.07%
8 Superior Metal Products/American Trim	335	6.28%	8 Alcoa Building Products	450	5.96%
9 Ross Casting & Innovation	306	5.73%	9 Ross Aluminum Foundries	425	5.62%
10 Wal-Mart Super Center	283	5.30%	10 Cargill, Inc.	373	4.94%
Total	5,338	100.00%	Total	7,556	100.00%

Source: West Ohio Development Council

Note: Total number of employees within the City of Sidney is not available.

CITY OF SIDNEY, OHIO  
 FULL-TIME EQUIVALENT CITY GOVERNMENT EMPLOYEES BY FUNCTION  
 LAST TEN FISCAL YEARS

Schedule 12

Function/program	FULL-TIME EQUIVALENT EMPLOYEES AS OF DECEMBER 31,									
	2002	2003	2004	2005	2006	2007	2008	2009	2010	2011
General government:	16.74	16.75	16.75	16.75	16.75	17.48	14.48	13.45	11.85	10.85
Police										
Officers	39.00	40.00	40.00	40.00	40.00	40.00	40.00	40.00	39.00	37.00
Civilians	14.45	14.84	14.84	15.84	15.84	15.84	15.84	15.84	13.92	13.35
Fire										
Firefighters and officers	37.00	37.00	37.00	37.00	37.00	37.00	38.00	38.00	35.00	35.00
Civilians	1.00	1.00	1.00	1.00	1.00	1.00	1.00	1.00	1.00	1.00
Judicial	17.84	17.89	17.95	17.88	17.95	17.95	17.95	17.95	16.66	16.66
Health - cemetery	3.23	3.38	3.38	3.32	3.32	3.08	3.08	2.76	2.00	2.00
Public transportation	8.99	8.37	9.35	12.55	12.38	12.28	13.89	13.60	13.60	13.60
Street repair & maintenance	11.89	11.79	11.79	12.29	12.04	11.67	11.67	8.88	6.88	6.98
Community development	1.26	1.26	1.23	1.23	1.23	1.23	1.23	1.00	1.00	1.00
Community environment	11.37	11.04	11.29	11.25	11.51	11.51	11.59	11.30	10.50	5.60
Parks and recreation	17.39	17.90	17.62	17.60	16.90	16.90	17.23	16.23	15.51	15.51
Basic utility services - stormwater management	2.96	2.96	2.96	3.06	4.06	4.06	4.06	4.06	3.60	3.60
Water	21.60	21.55	21.46	21.77	21.77	21.77	18.25	16.03	15.83	15.73
Sewer	14.36	14.13	14.00	15.33	15.33	15.33	15.33	15.55	15.33	15.23
Solid waste	2.87	2.87	2.76	0.10	0.10	-	-	-	-	-
Airport	-	-	0.25	0.25	0.25	-	-	-	-	-
Swimming pool	3.54	3.76	3.76	4.05	5.06	4.05	5.06	4.21	3.98	3.98
Revenue Collection	-	-	-	-	-	-	6.50	6.50	6.00	6.00
Service center including city garage	5.15	5.19	4.69	4.44	4.44	4.04	3.75	3.50	3.00	3.00
Information technology	3.00	3.00	3.00	3.00	3.00	3.00	4.00	4.00	4.00	4.00
<b>Total</b>	<b>233.64</b>	<b>234.68</b>	<b>235.08</b>	<b>238.71</b>	<b>239.93</b>	<b>238.19</b>	<b>242.91</b>	<b>233.86</b>	<b>218.66</b>	<b>210.09</b>

Source: City of Sidney, Ohio, Appropriation Budgets for applicable years

CITY OF SIDNEY, OHIO  
 OPERATING INDICATORS BY FUNCTION/PROGRAM  
 LAST TEN FISCAL YEARS

Schedule 13

Function/program	For Year Ended December 31,									
	2002	2003	2004	2005	2006	2007	2008	2009	2010	2011
<b>General Government</b>										
Accounts payable checks processed	6,571	6,138	5,644	5,590	5,181	5,543	5,633	5,230	4,276	4,200
Purchase orders issued	1,850	1,865	1,870	1,825	1,611	1,680	1,650	1,479	1,291	1,300
<b>Police</b>										
Calls for service processed	37,548	36,676	37,330	37,445	36,825	34,880	31,573	26,943	25,151	26,156
9-1-1 calls processed	3,864	3,905	4,230	3,734	3,810	4,067	3,958	7,247	7,542	11,645
Adult & juvenile arrests	3,000	2,493	2,811	2,888	2,615	1,739	2,399	1,998	1,561	1,331
Traffic citations	3,885	3,976	3,340	3,478	3,261	2,923	2,337	2,003	1,359	1,006
<b>Fire</b>										
Fire calls	568	602	632	735	610	632	701	592	502	525
EMS calls	2,475	2,452	2,603	2,585	2,540	2,702	2,664	2,638	2,552	2,700
<b>Municipal Court</b>										
New cases filed	13,471	12,435	9,070	10,419	11,284	11,816	10,059	8,478	7,224	7,100
Cases completed	14,424	13,116	9,696	10,913	11,663	11,918	9,269	9,230	9,287	8,800
Prisoners transported by bailiff	1,250	991	982	1,147	1,246	1,300	1,313	1,242	569	800
<b>Cemetery</b>										
Burials	95	80	103	73	68	71	94	69	66	77
Grave sales	70	47	79	49	58	37	68	34	29	60
<b>Public Transportation</b>										
Total ridership	40,710	41,427	49,877	48,218	47,429	43,277	45,400	43,448	38,636	39,500
<b>Streets and highways</b>										
Miles of street responsibility	95.9	96.2	97.0	98.0	97.5	97.5	97.5	97.5	97.5	98
Traffic signal intersections	51	52	51	50	50	50	52	52	50	48
<b>Planning</b>										
Sign permits issued	48	68	72	43	41	53	40	37	27	32
Zoning occupancy permits issued	19	24	26	20	23	18	20	17	22	29
<b>Building inspection</b>										
Building permits issued	309	586	292	259	251	265	246	330	491	239
Building inspections	1,045	1,898	1,103	1,103	1,618	833	822	612	734	342
<b>Engineering</b>										
Sanitary sewer inspections	107	104	101	94	67	51	32	25	25	30
<b>Parks and recreation</b>										
Free clinics organized and directed	16	17	20	20	37	37	38	24	-	14
Free clinics (attendance)	707	444	609	764	1,526	1,494	1,452	2,560	-	701
Park shelters maintained	33	33	33	33	33	33	35	37	37	43
Trees planted	150	250	274	150	100	100	76	1	1	12
Senior Center members	1,307	1,200	1,200	1,200	1,200	1,200	1,044	1,002	945	945
<b>Water</b>										
Gallons of water processed (in millions)	1,142	1,141	1,365	1,339	1,375	1,375	1,382	2,994	3,123	3,193
Lime sludge processed/removed (dry tons)	20,699	43,476	5,632	-	10,000	10,000	10,300	7,095	7,038	5,360
Water main breaks	18	18	18	23	17	34	20	16	16	16
<b>Sewer</b>										
Wastewater processed (million gallons per day)	5.40	5.50	5.10	6.00	5.80	6.00	6.03	4.76	5.07	6.70
Biosolids processed (dry tons)	1,095	593	725	855	723	1,002	642	618.55	650	620
Feet of sewer cleaned	173,000	90,000	90,000	137,969	112,663	105,901	102,997	90,089	93,327	95,500
<b>Swimming Pool</b>										
Daily admissions	21,469	13,548	12,032	20,181	16,912	16,354	14,612	12,957	14,703	15,103
Season passes	413	360	379	479	521	564	509	490	401	492
<b>Information Technology</b>										
Number of personal computers maintained	131	136	148	165	192	205	205	210	205	193
<b>Service Center - Garage</b>										
Units in fleet	247	251	235	236	239	235	276	263	262	260
<b>Revenue Collections</b>										
Tax returns processed	4,660	5,000	5,000	6,000	8,500	9,980	6,416	5,458	12,295	12,300
Average customers billed monthly	n/a	n/a	n/a	n/a	n/a	n/a	n/a	4,566	4,735	4,845

Source: City of Sidney, Ohio, Appropriation Budgets for applicable years. Actual statistics for years 2002 - 2010. Estimated statistics for 2011.

CITY OF SIDNEY, OHIO  
 CAPITAL ASSET AND INFRASTRUCTURE STATISTICS BY FUNCTION/PROGRAM  
 LAST TEN FISCAL YEARS

Schedule 14

<u>Function/Program</u>	<u>Year Ended December 31,</u>									
	<u>2002</u>	<u>2003</u>	<u>2004</u>	<u>2005</u>	<u>2006</u>	<u>2007</u>	<u>2008</u>	<u>2009</u>	<u>2010</u>	<u>2011</u>
Police Stations	1	1	1	1	1	1	1	1	1	1
Fire Stations	2	2	2	2	2	2	2	2	2	2
Street Repair & Maintenance <sup>(1)</sup> Miles of streets	95.89	96.35	98.61	99.73	100.14	100.75	100.43	100.46	100.46	110.16
Basic utility services - stormwater management <sup>(1)</sup> Miles of storm sewers	69.31	69.90	71.78	73.29	73.27	74.46	74.67	75.17	75.24	76.20
Parks and recreation <sup>(2)</sup> Acres of parks maintained	380	380	380	380	430	430	430	430	450	450
Acres of public grounds maintained	250	250	250	250	250	250	250	250	250	250
Neighborhood parks	15	14	14	14	15	15	15	16	16	16
Sewer <sup>(1)</sup> Miles of sanitary sewers	113.70	114.36	116.19	117.86	118.81	119.86	120.50	120.57	122.07	122.11
Water <sup>(1)</sup> Miles of water mains	113.79	114.33	117.11	118.22	118.58	119.85	119.91	121.02	123.22	123.23

<sup>(1)</sup> Source: City of Sidney, Ohio, Engineering Department.

<sup>(2)</sup> Source: City of Sidney, Ohio, Appropriation Budgets for applicable years.  
 Actual statistics for years 2002 - 2010. Estimated statistics for 2011.

**This page intentionally left blank.**



# Dave Yost • Auditor of State

CITY OF SIDNEY

SHELBY COUNTY

## CLERK'S CERTIFICATION

This is a true and correct copy of the report which is required to be filed in the Office of the Auditor of State pursuant to Section 117.26, Revised Code, and which is filed in Columbus, Ohio.

*Susan Babbitt*

CLERK OF THE BUREAU

CERTIFIED  
SEPTEMBER 18, 2012