



Dave Yost • Auditor of State

**CITY OF STOW
SUMMIT COUNTY**

TABLE OF CONTENTS

TITLE	PAGE
Independent Auditor's Report on Internal Control Over Financial Reporting and on Compliance and Other Matters Required by <i>Government Auditing Standards</i>	1
Independent Auditor's Report on Compliance With Requirements Applicable to Each Major Federal Program and on Internal Control Over Compliance Required by OMB Circular A-133	3
Federal Awards Expenditures Schedule	7
Notes to the Federal Awards Expenditures Schedule	8
Schedule of Findings.....	9
Schedule of Prior Audit Findings.....	10

THIS PAGE INTENTIONALLY LEFT BLANK.



Dave Yost • Auditor of State

INDEPENDENT AUDITOR'S REPORT ON INTERNAL CONTROL OVER FINANCIAL REPORTING AND ON COMPLIANCE AND OTHER MATTERS REQUIRED BY GOVERNMENT AUDITING STANDARDS

City of Stow
Summit County
3760 Darrow Road
Stow, Ohio 44224-4094

To the City Council:

We have audited, in accordance with auditing standards generally accepted in the United States and the Comptroller General of the United States' *Government Auditing Standards*, the financial statements of the governmental activities, the business-type activities, each major fund, and the aggregate discretely presented component unit and remaining fund information of City of Stow, Summit County, (the City) as of and for the year ended December 31, 2012, and the related notes to the financial statements, which collectively comprise the City's basic financial statements and have issued our report thereon dated June 21, 2013, wherein we noted the City adopted Governmental Accounting Standards Board Statement No. 63 and No. 65.

Internal Control Over Financial Reporting

As part of our financial statement audit, we considered the City's internal control over financial reporting (internal control) to determine the audit procedures appropriate in the circumstances to the extent necessary to support our opinions on the financial statements, but not to the extent necessary to opine on the effectiveness of the City's internal control. Accordingly, we have not opined on it.

A *deficiency in internal control* exists when the design or operation of a control does not allow management or employees, when performing their assigned functions, to prevent, or detect and timely correct misstatements. A *material weakness* is a deficiency, or combination of internal control deficiencies resulting in a reasonable possibility that internal control will not prevent or detect and timely correct a material misstatement of the City's financial statements. A *significant deficiency* is a deficiency, or a combination of deficiencies, in internal control that is less severe than a material weakness, yet important enough to merit attention by those charged with governance.

Our consideration of internal control was for the limited purpose described in the first paragraph of this section and was not designed to identify all internal control deficiencies that might be material weaknesses or significant deficiencies. Given these limitations, we did not identify any deficiencies in internal control that we consider material weaknesses. However, unidentified material weaknesses may exist.

Compliance and Other Matters

As part of reasonably assuring whether the City's financial statements are free of material misstatement, we tested its compliance with certain provisions of laws, regulations, contracts, and grant agreements, noncompliance with which could directly and materially affect the determination of financial statement amounts. However, opining on compliance with those provisions was not an objective of our audit and accordingly, we do not express an opinion. The results of our tests disclosed no instances of noncompliance or other matters we must report under *Government Auditing Standards*.

Purpose of this Report

This report only describes the scope of our internal control and compliance testing and our testing results, and does not opine on the effectiveness of the City's internal control or on compliance. This report is an integral part of an audit performed under *Government Auditing Standards* in considering the City's internal control and compliance. Accordingly, this communication is not suitable for any other purpose.

A handwritten signature in black ink that reads "Dave Yost". The signature is written in a cursive style with a large, looping "D" and "Y".

Dave Yost
Auditor of State
Columbus, Ohio

June 21, 2013



Dave Yost • Auditor of State

INDEPENDENT AUDITOR'S REPORT ON COMPLIANCE WITH REQUIREMENTS APPLICABLE TO EACH MAJOR FEDERAL PROGRAM AND ON INTERNAL CONTROL OVER COMPLIANCE REQUIRED BY OMB CIRCULAR A-133

City of Stow
Summit County
3760 Darrow Road
Stow, Ohio 44224-4094

To the City Council:

Report on Compliance for Each Major Federal Program

We have audited the City of Stow's, Summit County, (the City) compliance with the applicable requirements described in the U.S. Office of Management and Budget (OMB) *Circular A-133, Compliance Supplement* that could directly and materially affect each of the City's major federal programs for the year ended December 31, 2012. The *Summary of Audit Results* in the accompanying schedule of findings identifies the City's major federal programs.

Management's Responsibility

The City's Management is responsible for complying with the requirements of laws, regulations, contracts, and grants applicable to its federal programs.

Auditor's Responsibility

Our responsibility is to opine on the City's compliance for each of the City's major federal programs based on our audit of the applicable compliance requirements referred to above. Our compliance audit followed auditing standards generally accepted in the United States of America; the standards for financial audits included in the Comptroller General of the United States' *Government Auditing Standards*; and OMB Circular A-133, *Audits of States, Local Governments, and Non-Profit Organizations*. These standards and OMB Circular A-133 require us to plan and perform the audit to reasonably assure whether noncompliance with the applicable compliance requirements referred to above that could directly and materially affect a major federal program occurred. An audit includes examining, on a test basis, evidence about the City's compliance with those requirements and performing such other procedures as we considered necessary in the circumstances.

We believe our audit provides a reasonable basis for our compliance opinion on the City's major programs. However, our audit does not provide a legal determination of the City's compliance.

Opinion on Each Major Federal Program

In our opinion, the City complied, in all material respects with the compliance requirements referred to above that could directly and materially affect each of its major federal programs for the year ended December 31, 2012.

Report on Internal Control Over Compliance

The City's management is responsible for establishing and maintaining effective internal control over compliance with the applicable compliance requirements referred to above. In planning and performing our compliance audit, we considered the City's internal control over compliance with the applicable requirements that could directly and materially affect a major federal program, to determine our auditing procedures appropriate for opining on each major federal program's compliance and to test and report on internal control over compliance in accordance with OMB Circular A-133, but not to the extent needed to opine on the effectiveness of internal control over compliance. Accordingly, we have not opined on the effectiveness of the City's internal control over compliance.

A deficiency in internal control over compliance exists when the design or operation of a control over compliance does not allow management or employees, when performing their assigned functions, to prevent, or to timely detect and correct, noncompliance with a federal program's applicable compliance requirement. *A material weakness in internal control over compliance* is a deficiency, or combination of deficiencies, in internal control over compliance, such that there is a reasonable possibility that material noncompliance with a federal program compliance requirement will not be prevented, or timely detected and corrected. *A significant deficiency in internal control over compliance* is a deficiency, or a combination of deficiencies, in internal control over compliance with federal program's applicable compliance requirement that is less severe than a material weakness in internal control over compliance, yet important enough to merit attention by those charged with governance.

Our consideration of internal control over compliance was for the limited purpose described in the first paragraph of this section and would not necessarily identify all deficiencies in internal control over compliance that might be material weaknesses or significant deficiencies. We did not identify any deficiencies in internal control over compliance that we consider to be material weaknesses. However, material weaknesses may exist that have not been identified.

This report only describes the scope of our internal control compliance tests and the results of this testing based on OMB Circular A-133 requirements. Accordingly, this report is not suitable for any other purpose.

Report on Schedule of Expenditures of Federal Awards Required by OMB Circular A-133

We have also audited the financial statements of governmental activities, the business-type activities, each major fund, and the aggregate discretely presented component unit and the remaining fund information of City of Stow, Summit County, (the City) as of and for the year ended December 31, 2012, and the related notes to the financial statements, which collectively comprise the City's basic financial statements. We issued our unmodified report thereon dated June 21, 2013. Our opinion also explained that the City adopted Governmental Accounting Standards Board Statement No. 63 and No. 65. We conducted our audit to opine on the City's basic financial statements. The accompanying federal awards expenditures schedule presents additional analysis required by the U.S. Office of Management and Budget Circular A-133, *Audits of States, Local Governments, and Non-Profit Organizations* and is not a required part of the basic financial statements. The schedule is management's responsibility, and was derived from and relates directly to the underlying accounting and other records management used to prepare the basic financial statements. We subjected this schedule to the auditing procedures we applied to the basic financial statements. We also applied certain additional procedures, including comparing and reconciling this schedule directly to the underlying accounting and other records used to prepare the basic financial statements or to the basic financial statements themselves, in accordance with auditing

standards generally accepted in the United States of America. In our opinion, this schedule is fairly stated, in all material respects, in relation to the basic financial statements taken as a whole.

A handwritten signature in black ink that reads "Dave Yost". The signature is written in a cursive style with a large, looping "D" and "Y".

Dave Yost
Auditor of State
Columbus, Ohio

June 21, 2013

THIS PAGE INTENTIONALLY LEFT BLANK.

**CITY OF STOW
SUMMIT COUNTY**

**FEDERAL AWARDS EXPENDITURES SCHEDULE
FOR THE YEAR ENDED DECEMBER 31, 2012**

Federal Grantor/ Pass Through Grantor/ Program Title	Pass Through Entity Number	Federal CFDA Number	Expenditures
<u>U.S. DEPARTMENT OF TRANSPORTATION</u>			
<i>Passed Through Ohio Department of Transportation</i>			
<u>Highway Planning and Construction</u>			
Hudson Drive Widening Project	81785-22264	20.205	\$ 1,955,455
Safe Routes to School	PID 91004	20.205	<u>43,800</u>
Total U.S. Department of Transportation			1,999,255
<u>U.S. DEPARTMENT OF HOMELAND SECURITY</u>			
<i>Passed Through the Federal Emergency Management Agency</i>			
Assistance to Firefighters Grant	EMW-2011-FO-04764	97.044	128,439
SAFER (Staffing for Adequate Fire & Emergency Response) Grant	EMW-2010-FH-00025	97.083	<u>328,370</u>
Total U.S. Department of Homeland Security			456,809
<u>U.S. DEPT. OF HOUSING & URBAN DEVELOPMENT</u>			
<i>Passed Through the County of Summit Dept. of Comm. & Econ. Dev.</i>			
CDBG - Stow Road Waterline Replacement	N/A	14.218	75,000
<u>U.S. DEPARTMENT OF JUSTICE</u>			
<i>Direct</i>			
Bulletproof Vest Partnership Program (BVP)	N/A	16.607	9,791
<u>U.S. DEPARTMENT OF JUSTICE</u>			
<i>Passed Through Ohio Governor's Office of Criminal Justice Services</i>			
Mobile Data Terminal Grant	2011-JG-LLE-5066	16.738	7,977
	2011-JG-E01-6941		<u>20,213</u>
Total Mobile Data Terminal Grant			28,190
DARE Grant Program	NA	16.001	<u>23,250</u>
<i>Total Passed Through Ohio Governor's Office of Criminal Justice</i>			<u>51,440</u>
Total U.S. Department of Justice			<u>61,231</u>
Grand Total			<u><u>\$ 2,592,295</u></u>

The accompanying notes to this schedule are an integral part of this schedule.

**CITY OF STOW
SUMMIT COUNTY**

**NOTES TO THE FEDERAL AWARDS EXPENDITURES SCHEDULE
FISCAL YEAR ENDED DECEMBER 31, 2012**

NOTE A - SIGNIFICANT ACCOUNTING POLICIES

The accompanying Federal Awards Expenditures Schedule (the Schedule) reports the City of Stow, Summit County, Ohio, (the City's) federal award programs' expenditures. The Schedule has been prepared on the cash basis of accounting.

NOTE B - MATCHING REQUIREMENTS

Certain Federal programs require the City to contribute non-Federal funds (matching funds) to support the Federally-funded programs. The City has met its matching requirements. The Schedule does not include the expenditure of non-Federal matching funds.

**CITY OF STOW
SUMMIT COUNTY**

**SCHEDULE OF FINDINGS
OMB CIRCULAR A -133 § .505
DECEMBER 31, 2012**

1. SUMMARY OF AUDITOR'S RESULTS

<i>(d)(1)(i)</i>	Type of Financial Statement Opinion	Unmodified
<i>(d)(1)(ii)</i>	Were there any material control weaknesses reported at the financial statement level (GAGAS)?	No
<i>(d)(1)(ii)</i>	Were there any significant deficiencies in internal control reported at the financial statement level (GAGAS)?	No
<i>(d)(1)(iii)</i>	Was there any reported material noncompliance at the financial statement level (GAGAS)?	No
<i>(d)(1)(iv)</i>	Were there any material internal control weaknesses reported for major federal programs?	No
<i>(d)(1)(iv)</i>	Were there any significant deficiencies in internal control reported for major federal programs?	No
<i>(d)(1)(v)</i>	Type of Major Programs' Compliance Opinion	Unmodified
<i>(d)(1)(vi)</i>	Are there any reportable findings under § .510(a)?	No
<i>(d)(1)(vii)</i>	Major Programs (list):	Highway Planning and Construction CFDA #20.205 and SAFER (Staffing for Adequate Fire and Emergency Response) Grant CFDA #97.083
<i>(d)(1)(viii)</i>	Dollar Threshold: Type A/B Programs	Type A: > \$ 300,000 Type B: all others
<i>(d)(1)(ix)</i>	Low Risk Auditee?	Yes

**2. FINDINGS RELATED TO THE FINANCIAL STATEMENTS
REQUIRED TO BE REPORTED IN ACCORDANCE WITH GAGAS**

None

3. FINDINGS FOR FEDERAL AWARDS

None

**CITY OF STOW
SUMMIT COUNTY**

**SCHEDULE OF PRIOR AUDIT FINDINGS
OMB CIRCULAR A -133 § .315 (b)
December 31, 2012**

Finding Number	Finding Summary	Fully Corrected?	Not Corrected, Partially Corrected; Significantly Different Corrective Action Taken; or Finding No Longer Valid; <i>Explain</i>
2011-001	The City's original fiscal year 2011 Federal Awards Expenditures Schedule had several inaccuracies	Yes	Corrected

CITY OF STOW, OHIO
COMPREHENSIVE ANNUAL FINANCIAL REPORT
FOR THE YEAR ENDED DECEMBER 31, 2012

PREPARED BY:

THE DEPARTMENT OF FINANCE
JOHN M. BARANEK, DIRECTOR OF FINANCE

*3760 DARROW ROAD
STOW, OHIO 44224*

INTRODUCTORY SECTION

CITY OF STOW, OHIO
COMPREHENSIVE ANNUAL FINANCIAL REPORT
FOR THE YEAR ENDED DECEMBER 31, 2012

TABLE OF CONTENTS

I. INTRODUCTORY SECTION

Title Page	i-iv
Table of Contents	v-xi
Letter of Transmittal	xii
General Organizational Chart	xiii
Principal City Officials	xiv
Stow Municipal Court Organizational Chart and Principal Officials.....	xv
GFOA Certificate of Achievement for Excellence in Financial Reporting.....	

II. FINANCIAL SECTION

INDEPENDENT AUDITOR’S REPORT	1-3
MANAGEMENT’S DISCUSSION AND ANALYSIS	4-13
BASIC FINANCIAL STATEMENTS:	
Government-Wide Financial Statements:	
Statement of Net Position	15
Statement of Activities	16-17
Fund Financial Statements:	
Balance Sheet - Governmental Funds.....	18
Reconciliation of Total Governmental Fund Balances to Net Position of Governmental Activities.....	19
Statement of Revenues, Expenditures and Changes in Fund Balances - Governmental Funds	20
Reconciliation of the Statement of Revenues, Expenditures and Changes in Fund Balances of Governmental Funds to the Statement of Activities.....	21
Statement of Revenues, Expenditures and Changes in Fund Balance - Budget and Actual (Non-GAAP Budgetary Basis):	
General Fund.....	22
EMS/Fire Tax Levy Fund.....	23
Statement of Net Position - Proprietary Funds	24
Statement of Revenues, Expenses and Changes in Fund Net Position- Proprietary Funds.....	25
Statement of Cash Flows - Proprietary Funds	26-27
Statement of Fiduciary Net Position - Fiduciary Funds.....	28

BASIC FINANCIAL STATEMENTS (CONTINUED):

Statement of Changes in Fiduciary Net Position - Fiduciary Funds.....	29
Notes to the Basic Financial Statements.....	31-67

COMBINING STATEMENTS AND INDIVIDUAL FUND SCHEDULES:

Combining Statements and Individual Fund Schedules - Governmental Funds:

Fund Descriptions - Governmental Funds.....	71-73
Schedules of Revenues, Expenditures and Changes in Fund Balance - Budget and Actual (Non-GAAP Budgetary Basis):	
General Fund.....	75-77
EMS/Fire Tax Levy Fund.....	78
General Capital Improvements Fund.....	79
Balance Sheet - Nonmajor Governmental Funds.....	80
Combining Statement of Revenues, Expenditures and Changes in Fund Balances - Nonmajor Governmental Funds.....	81
Combining Balance Sheet - Nonmajor Special Revenue Funds.....	82-90
Combining Statement of Revenues, Expenditures and Changes in Fund Balances - Nonmajor Special Revenue Funds.....	92-100

Schedules of Revenues, Expenditures and Changes in Fund Balance -
Budget and Actual (Non-GAAP Budgetary Basis):

Street Construction Fund.....	101
State Highway Improvement Fund.....	102
Police Pension and Disability Fund.....	103
Fire Pension and Disability Fund.....	104
Motor Vehicle License Tax Fund.....	105
ODNR Litter Prevention Grant Fund.....	106
EMS Transport Fees Fund.....	107
Police Enforcement and Education Fund.....	108
Special Assessment Improvements Fund.....	109
Tree Trust Fund.....	110
Communications Tower Fund.....	111
Cemetery Trust Fund.....	112
Park Improvements Fund.....	113
Federal Law Enforcement Forfeited Fees Fund.....	114
Community Events Fund.....	115
Safety Town Fund.....	116
D.A.R.E. Program Fund.....	117
Youth Division Donations Fund.....	118
Fire Department Emergency Equipment Fund.....	119
Parks Youth Fund.....	120
Police Department Emergency Equipment Fund.....	121
Youth Division Teen Center Fund.....	122
Parks Lodge Improvement Fund.....	123
Community Relations Fund.....	124
SS Ballfield Complex Fund.....	125
Park and Recreation Scholarship Fund.....	126
Community Development Fund.....	127
FEMA Fund.....	128
Business Assistance Fund.....	129
City Lodging Tax Fund.....	130
Enhanced 911 Wireless Fund.....	131

COMBINING STATEMENTS AND INDIVIDUAL FUND SCHEDULES (CONTINUED):

Adopt A Tree/Tree City Fund	132
Police Officer Training Fund.....	133
Court Special Projects Fund	134
Probation Fund	135
Indigent Drivers Fund	136
Court Technology Fund.....	137
Court Clerk Technology Fund.....	138
IDIA Monitoring Fund.....	139
Safe Route to School Fund	140
9-11 Memorial Fund.....	141
Residential Snow Removal Fund	142
General Obligation Bond Retirement Fund.....	143
Combining Statements and Individual Fund Schedules - Proprietary Funds:	
Fund Descriptions - Proprietary Funds.....	144
Schedules of Revenues, Expenses and Changes in Fund Balance - Budget and Actual (Non-GAAP Budgetary Basis):	
Water Fund.....	145
Golf Fund	146
Storm Water Utility Fund	147
Combining Statement of Net Position - Nonmajor Internal Service Funds	148
Combining Statement of Revenues, Expenses and Changes in Net Position - Nonmajor Internal Service Funds	149
Combining Statement of Cash Flows - Nonmajor Internal Service Funds	150
Schedules of Revenues, Expenses and Changes in Fund Balance - Budget and Actual (Non-GAAP Budgetary Basis):	
Administrative Insurance Fund	151
Self-Insurance Fund	152
Fund Descriptions - Fiduciary Funds	153
Combining Statement of Net Position - Private Purpose Trust Funds	154
Combining Statement of Changes in Fiduciary Net Position - Private Purpose Trust Funds	155
Schedules of Revenues, Expenses and Changes in Fund Balance - Budget and Actual (Non-GAAP Budgetary Basis):	
Stutler Scholarship Fund	156
Wells Perkins Cemetery Fund	157
Stow Seniors Commission Fund.....	158
Statement of Changes in Assets and Liabilities - Agency Funds.....	159-162
III. STATISTICAL SECTION	
Statistical Section - Table of Contents	163
Net Position by Component - Last Ten Years.....	166-167
Changes in Net Position - Last Ten Years.....	168-171

III. STATISTICAL SECTION - (CONTINUED)

Fund Balances, Governmental Funds - Last Ten Years	172-173
Changes in Fund Balances, Governmental Funds - Last Ten Years	174-175
Assessed Value and Actual Value of Taxable Property - Last Ten Years	178-179
Direct and Overlapping Property Tax Rates - Last Ten Years.....	180
Property Tax Levies and Collections - Last Ten Years.....	181
Principal Property Taxpayers - Current Year and Nine Years Ago.....	182
Income Tax Revenue Base and Collections - Last Ten Years	183
Ratios of Outstanding Debt by Type - Last Ten Years	186-187
Ratios of General Bonded Debt Outstanding - Last Ten Years	188
Direct and Overlapping Governmental Activities Debt	189
Legal Debt Margin Information - Last Ten Years.....	190
Demographic and Economic Statistics - Last Ten Years	193
Principal Employers - Current Year and Nine Years Ago	194
Full Time Equivalent City Government Employees by Function/Program - Last Ten Years	197
Operating Indicators by Function/Program - Last Ten Years	198-199
Capital Asset Indicators - Last Ten Years	200-201
Capital Asset Statistics by Function/Program - Governmental Activities - Last Ten Years	202-203



John M. Baranek
Director of Finance

June 21, 2013

The Honorable Mayor Sara Drew,
Members of City Council
and Citizens of the City of Stow, Ohio

Ladies and Gentlemen:

The Comprehensive Annual Financial Report for the City of Stow (the “City”) for the fiscal year ended December 31, 2012, is hereby respectfully submitted. It includes information pertaining to all of the City’s funds and financial transactions and selected financial and other information for the most recently completed fiscal year (2012). Responsibility for both the accuracy of the data and the completeness and fairness of the presentation rests with the City. To the best of our knowledge, the data in this report is accurate in all material respects and it presents fairly the financial position and results of operations of the City. All disclosures necessary to provide the reader with a better understanding of the City’s financial activities have been included.

The City is responsible for establishing and maintaining an internal control structure designed to protect its assets from loss, theft or misuse. Furthermore, the accounting system must be adequate to allow for the preparation of financial statements in conformity with generally accepted accounting principles. The internal control structure is designed to provide reasonable, but not absolute, assurance that these objectives are met. The concept of reasonable assurance recognizes that the cost of a control should not exceed the benefits likely to be derived and that the valuation of costs and benefits requires estimates and judgments by management.

The City is required by state law to have an annual audit performed by the Auditor of State’s Office. The City continues to receive an unqualified opinion. The Independent Auditor’s Report of the Auditor of State on the City’s financial statements is included in the Financial Section of this report.

As a part of the City’s independent audit, considerations are made to assess the internal control structure, in relation to the financial statements, as well as to determine that the City has complied with applicable laws and regulations. The results of the City’s independent audit for the year ended December 31, 2012, provided no instances of material weaknesses in the internal control structure or significant violations of applicable laws and regulations.

This transmittal letter is designed to provide historical information about the City, as well as complement the required Management’s Discussion and Analysis (MD&A). Generally accepted accounting principles require that management provide a narrative introduction, overview, and analysis to accompany the basic financial statements. The City’s MD&A, which focuses on the government-wide statements and major funds, can be found immediately following the Independent Auditor’s Report.

COMMUNITY PROFILE

The City of Stow was incorporated in 1957 as a village and became a City in 1960. The City is located in Summit County approximately 30 miles southeast of Cleveland, Ohio and 8 miles northeast of Akron, Ohio. With a population of 34,837 according to the 2010 Census, Stow is the third largest City in Summit County. The City operates under, and is governed by, its Charter, which was first adopted by the voters in 1958. The Charter is subject to amendment from time-to-time by the voters.

Under the Ohio Constitution, the City has the right to exercise all powers of local self-government. The Charter provides for a Mayor-Council form of government, and also for independently elected Finance and Law Directors. Legislative authority is vested in a seven-member City Council. Three Council members are elected at-large and four members are elected from wards. All members serve two-year terms. The presiding officer of City Council is the President, who is elected from among its members for a one-year term.

The City's chief executive and administrative officer is the Mayor, who is elected to serve a four-year term. The Mayor also serves as Public Safety Director. The Mayor may veto any legislation passed by the Council. A veto may be overridden by a two-thirds vote of the members of the Council. Effective with terms commencing in 2012, all elected City officials are limited by the Charter to eight consecutive years in office.

The City of Stow provides a full range of services to its citizens. The City's major general government services include police and fire protection, emergency medical service, street maintenance and snow removal, parks and recreation, building and zoning inspection and enforcement, urban forestry and various administrative and operational services. The City also operates and maintains the Stow Water System which provides water distribution service to all Stow residents and businesses and a Storm Water Management Utility. Three cemeteries and numerous community and neighborhood parks, playgrounds and other recreation facilities, including an 18 hole municipal golf course, are also owned and managed by the City for the benefit of its citizens. Stow is also the host City for the Stow Municipal Court which is included as a component of the City's operating budget.

The basic financial statements, schedules and statistical tables presented herein include all funds that are controlled by or are dependent upon the City of Stow. These funds are determined on the basis of budgetary overview, obligations to fund deficits or control of the use of surplus funds, the taxing authority and fiscal management responsibilities. The Stow-Munroe Falls City School District, the Stow-Munroe Falls Public Library and the Stow Historical Society conduct all or a portion of their activities within the boundaries of the City. However, these organizations are not considered part of the reporting entity because the City does not exercise significant influence over their daily operations, approve their budgets, or maintain their accounting records. In addition, the City is not responsible for the organizations' debt or for funding any operating deficits.

ECONOMIC CONDITION AND FUTURE OUTLOOK

Local Economy

The City of Stow was originally founded as a township, eventually became a village and was incorporated as a city in 1960 with a population of 12,194. By 2000 the population reached 32,139. Stow's population level of 34,837 in 2010 represents an 8.4 percent increase from the level of 2000. To accommodate the City's population growth, over 10,000 dwelling units have been constructed in Stow since 1970, bringing the total number of units to 15,141 per the 2010 census. It has been recently estimated that there is available land for an additional 2,000 dwelling units to be constructed in Stow in the future. Recent projections estimate the fully developed population of the City of Stow to be between 36,000 and 40,000 residents. This estimated range could be reached sometime within the next 30 years.

Stow is a growing, predominately residential community which has a balanced commercial and industrial tax base to help absorb the tax burden associated with providing services to its residents. Because Stow is in a strategic growth corridor between the Cleveland and Akron metropolitan areas, it is likely that these positive development trends will continue. The City, through the application of its Comprehensive Land Use Plan, attempts to influence and guide development in a manner which results in a pleasant suburban environment where residences are the predominant land use but with sufficient commercial and industrial enterprises to pay for a significant portion of the local government's cost of providing high quality services to all residents and businesses.

Substantial commercial, office and industrial growth has occurred in Stow in recent years. As part of the effort to update the City's Comprehensive Land Use Plan, City officials, with the assistance of a professional development consultant, prepared a market study to analyze existing and potential nonresidential development in the City and the future local market for office and retail expansion. It was determined that the City of Stow has a substantial supply of competitive retail space – approximately 2.8 million square feet. Stow's retail vacancy rates have fluctuated from 8 to 15 percent over the past several years. With a few exceptions, the Stow vacancy rate for retail has typically been lower than the rate for the Akron Metropolitan Area. The most recent vacancy rate (April 2013) is approximately 10.7 percent which is below the most recent Akron Metropolitan Area rate of 14 percent (January 2012). It is anticipated that the City will take the necessary policy steps to ensure that the local retail sector continues to remain strong. Estimates place the potential demand for additional retail space in Stow to be as high as 380,000 square feet or more over the next ten years.

City officials have placed a particular emphasis on the development of the office and industrial market in Stow, recognizing the positive revenue implications resulting from this type of development. As of April 2013, there was nearly 770,000 square feet of office space in Stow. The office vacancy rate was 13.5 percent, which is lower than the average vacancy rate for suburban communities in the Akron Metropolitan Area. In addition, there was over 3,800,000 square feet of industrial space in Stow, and the vacancy rate was 5.0 percent as of April 2013, which is below the region's latest published rate of 12.0 percent (2012).

Through the use of development incentive programs and an aggressive construction schedule for public infrastructure, City officials are encouraging the construction of additional office capacity, medical space, flex space and light industrial space. The Seasons Road/State Route 8 Interchange project will accommodate much of this expected development in the northwest sector of the City. The current development of the Steels Corners Road Interchange area already accommodates some 200,000 square feet of office space, including medical facilities. Supporting commercial, service and related businesses are already constructed or being planned in the vicinity of the interchange, including three medium-sized hotels which have opened.

The City of Stow offers an excellent opportunity for business growth due to a broad network of state and interstate highways which provide the area with access to regional and national markets. Stow is fortunate to have a diversified tax base comprised of many small-to-medium sized industries. The City has at least ten private companies that employ between 100 and 300 workers. Additional industrial development is expected to be spurred with the provision of necessary infrastructure. The City's participation in the Foreign Trade Zone, which is located in the northwest area of Stow, was created for the purpose of promoting local industrial development and to foster business growth.

In 2006, the City administration completed its first long-term Economic Development Strategy to guide and facilitate the efforts of the City government and other community organizations in undertaking economic development activities in Stow. The formal Strategic Plan was reviewed and evaluated in public by Stow's legislative body and was officially adopted by the City. It is now being implemented by the City administration and the local Community Improvement Corporation. An update to the Plan is expected to be completed in 2014. It will reflect national economic conditions and changes in the local economy.

Major Initiatives and Long-Term Financial Planning

Current Year – In 2012, the City of Stow completed its fourth consecutive year of operating with a significantly reduced workforce in order to balance its budget and ensure that it remained within its financial means. The City ended the 2012 operating year with a total of 44 full-time employee positions eliminated or left unfilled out of 276 authorized full-time positions at the beginning of 2009. This represented a workforce reduction of 16 percent in four years. The City also eliminated seven part-time employees and numerous seasonal positions over this period.

The workforce reduction was accomplished through an ongoing hiring freeze and the implementation of a one-time voluntary separation program for eligible employees in 2010. The hiring freeze, as supplemented by other expenditure reduction and containment measures, continues as a formal City policy. The City will maintain its effort to reduce the workforce where feasible in 2013 and beyond, although not at the pace of the previous four years.

In 2012, also due to budgetary limitations, the City began to implement a policy of workforce and facilities consolidation. This policy has been designed to increase the efficiency of our smaller workforce by combining functions in a number of critical areas and reducing the number of City buildings in use. A concurrent goal will be to maintain all essential City services.

As part of its consolidation program, the City sold its Parks and Urban Forestry facility effective in 2013 to a growing local environmental services firm through a long-term lease/purchase arrangement. The sale enabled the City government to reduce its operating space while retaining an important local firm with an expanding payroll. The vehicle and equipment storage buildings within the Parks Maintenance and Urban Forestry complex are being retained for City use.

The City's voter-approved program to expand the City's Emergency Medical Services (EMS) and fire response capabilities over the long-term has proven to be very successful for the community. The expansion program was funded through an increase of 2.3 mills in the City's Charter property tax rate and included two new fire stations, and fifteen additional paramedics as well as new fire trucks and equipment. One of the new fire stations is an additional station to increase emergency coverage on the City's east side, while the other is a relocated replacement facility to improve response times on the City's west side. The fifteen additional paramedics have enabled the City's Fire Department to operate a full EMS transport system throughout the entire community and to fully staff the two new fire stations. The City's centrally located Safety Building continues to serve the community as its main fire station. Three new fire trucks were acquired in 2007 and two new EMS response vehicles were purchased in 2008 to further upgrade and enhance the City's ability to provide high quality emergency service to its residents.

In early 2011, the City received FEMA grant funding to hire five replacement paramedics to restore the Fire Department's staffing to its pre-recession level. The funding enables the City to maintain desired Fire Service staffing for a minimum two-year period. The City will have to address the expiration of the funding source in the 2014 budget year.

Recent construction of the City's new Service Maintenance Center Complex provided almost 70,000 square feet of new space for the City's combined maintenance operations, including Water System maintenance. With the Parks Maintenance operation now relocated to the central Service complex, virtually all service and parks vehicles are stored indoors. The new structure cost approximately \$7.4 million. It replaced several existing undersized and outdated buildings which were used by Stow for many years. Previous new buildings constructed include the Stow City Hall, which was opened in 1986, and the Safety Building (Police, Fire, EMS and Communications) which was completed in 1995.

Maintenance and repair of roads throughout the community to accommodate the growing population and expanding commercial and industrial base continues to be a high priority for the City government. In the 2003-2004 Capital Improvements Budget, the City allocated nearly \$3.6 million for road-related projects, including general road repaving. In the amended 2005-2006 Budget, the amount allocated for road projects was also \$3.6 million, including funding for two major road projects designed to improve the community's overall transportation system and the future flow of traffic in Stow. The City allocated \$4.1 million for major road projects in the 2007-2008 Capital Budget. The City allocated additional funding for three major road projects in Stow and a road resurfacing program as part of the 2009-2010 Capital Budget. In 2011, \$600,000 was spent on the annual road resurfacing program, while in 2012 the program was restored to its previous average level with an allocation of \$1.14 million.

In order to accommodate expected continued population and business growth in Stow, the City government will continue to invest in its public facilities, its transportation system, the Stow Water System and the community infrastructure in the years ahead. City officials are guided in the development of the community in the future by the City's Comprehensive Land Use Plan which is currently being updated. Approval of the new Plan is expected in 2013-2014. Before it receives final approval, the new Plan will be subject to many public hearings and community meetings held by Stow City officials.

In November, 2001, the City of Stow regained ownership of the Stow Water System from the Summit County government and immediately became fully responsible for its daily operation. The City completed eleven very successful full operating years for the System in 2012. The City provides water to its citizens based on a 99-year water service agreement between Stow and the City of Akron whereby Akron supplies water directly to Stow on a wholesale basis. The detailed terms of the Stow water supply agreement with Akron were finalized and a formal contract executed in December of 2006.

A long-term comprehensive Operating Budget for the Stow Water System was developed when the System was acquired by the City in 2001 to guide the City in managing the operation and maintenance of the System. The Budget is updated each year with current financial information and is used to assist the administration and City Council in determining and meeting the operating needs of the System and assessing the adequacy and level of future water rates. As a result of detailed budget planning, the Water System is financially very sound. As of the end of 2012, it had adequate reserves to address virtually any unanticipated operating expense.

With the assistance of the City's consulting engineering firm, the City of Stow completed a long-term Water System Capital Improvements Plan. The Plan identifies some \$11.3 million in necessary current improvements for the Water System to be undertaken over the next five-ten years or longer, and nearly \$3.1 million in future improvements that will be considered for completion in at least ten years. As part of the long-term Capital Plan, the consultant developed a comprehensive computerized model for the Water Distribution System. The model has proven useful in identifying and resolving System problems, undertaking hydraulic analysis when necessary and forecasting future water usage. It enables the City to make Water System capital investment decisions that are designed to efficiently meet present and future water demands in Stow.

In 2012, the City continued with the long-term improvements program outlined in its comprehensive Capital Plan for the Water System, including numerous waterline replacement projects and related upgrades. The City previously enacted an ongoing, monthly \$4.00 Water System capital improvements fee for all water customers to generate the revenue necessary to undertake and complete the improvements identified in the long-term Plan on a programmed basis over the next ten-twenty years and also to implement an automatic, radio-based meter reading system for more efficient and timely reading of the meters of Stow's water customers. Installation of the automatic meter reading system has been completed and is now being continuously monitored for accuracy and reliability. It cost approximately \$2.3 million and, except for the correction of minor problems and ongoing maintenance, is now fully operational.

The City established a Storm Water Management Utility in 2004 to address flooding issues and problems throughout the Stow community. An ongoing, monthly storm water improvement fee was enacted in 2004 by City Council to pay all future operating and capital costs associated with maintaining and upgrading the City's existing storm water management system over the next ten-twenty years. The fee is graduated and is based on an engineering evaluation of the size of the impervious surfaces of individual residential and non-residential properties in Stow. Numerous storm water projects have been completed over the past eight years with funding provided by the enactment of the new fee. This past year the City continued its assessment of the engineering studies completed for every neighborhood within the City to identify storm water problems that need to be corrected as part of a long-term storm water management plan. Many more projects are being evaluated and prioritized for completion in 2013 and 2014.

In 2012, the City of Stow continued many of its ongoing programs which are designed to improve the community as a whole and its individual neighborhoods. The provision of such programs as the Stow Senior Center, adopt-a-spot beautification, the neighborhood playground upgrades, residential storm sewer improvements, sidewalk repair, housing repair, litter and recycling education and awareness, neighborhood beautification and tree planting programs were important accomplishments of the City again this past year.

A comprehensive ten-year Capital Improvements Financial Plan was prepared by the City in 2002 to guide City officials in undertaking and completing the City's major permanent improvement projects over the period, 2002-2011. The Plan, as updated each year, was used in 2012 and will continue to be used as it is revised in future years to identify available capital improvement funding sources and all potential general capital projects which are necessary to improve the City's infrastructure, buildings, facilities and major equipment over the next ten-year period. The Plan also serves as the City's guide for both short-term and long-term debt management.

In May of 2006, the City Council adopted a long-term master plan for the development of the City Center Site which encompasses the centrally located municipal government offices, a large playground and the surrounding acreage. The development of the site will eventually include public gathering facilities for entertainment, an amphitheater, cultural and arts centers, walking trails and some mixed use buildings. The master plan for the maintenance, development and future management of the City's arboretum/sancturetum, which is located near Stow City Hall, continued to be updated in 2012. It is included as a major component of the City's overall City Center Site long-term plan. It is the intent of the City to further develop detailed plans and possible funding sources to enhance the arboretum/sancturetum in several phases. It was opened fully to the public in the summer of 2006. Preservation of this unique and extensive outdoor natural resource is a long-standing commitment of the City.

In February of 2006, the Stow City government completed the acquisition of an 18-hole municipal golf course located on 140 acres of land within a highly developed residential area of the City. The golf course, which was named the best privately owned public golf course in Ohio in 2005, has been successfully operated by the City with its own resources over the period 2006-2012, not including acquisition debt payments. Even with the golf industry subject to lessening demand nationally in the past 3-4 years, the City's municipal golf course fared quite well in 2012. The City's ongoing commitment to the operation of the golf course ensures its retention and preservation as a highly-valued recreational asset in the Stow community.

A unique, special needs playground was completed as a supplemental facility in one of Stow's major parks in 2008. It cost approximately \$278,000 and was funded through a combination of private donations, a state grant and City funding. It is designed for the inclusion and accessibility of all children regardless of disability. In 2012, it was used by many individuals and groups in the community.

After assessing the feasibility of converting its Safety/Service communications system to 800 MHz capability, in 2006, the City executed a 10-year agreement to participate with other communities in the Summit County/Akron radio system. The County-wide system increases compatibility, interoperability and mutual communications capabilities with surrounding communities. The City continued its effort to enhance the new radio system for its safety forces in 2012 through the use of local funding and grants.

As of January 1, 2009, the City of Stow became the new home of the Stow Municipal Court (formerly the Cuyahoga Falls Municipal Court). Construction of the new \$9.2 million courthouse commenced in 2007 in northwest Stow near a major interchange and was completed at year-end 2008. The new Court serves over 180,000 people in 16 local communities and is operationally successful. The new Court facility is already a recognized landmark and an important community asset in Stow.

In 2008, the City contracted with two other area communities to create a regional dispatch communications center in the Stow Safety Building. The center, which was established on August 1, 2008, is being operated by the Stow police department. It has eliminated duplicative dispatching facilities and will potentially reduce long-term capital and operating costs for each of the participating governments. A township was added to the regional center as a communications service user in early 2009. The City of Stow continues to be open to serving additional entities through contracting with Stow for the provision of dispatching services to their communities.

In May 2009, the City completed renovation of a City-owned building to replace the former Senior Center which had previously been in rented quarters. The new Senior Center, which is near the Stow City Hall, is more centrally located than the former Center and provides improved accessibility for seniors throughout Stow. In 2012, the facility generated considerable senior citizen activity and programs in Stow as the City's support for seniors activities continued to grow.

Future – As with virtually every other governmental unit in Ohio, Stow is coping with the adverse impact of the severe national economic recession on its finances. We have adopted a much more conservative and restrictive stance regarding our operating and capital budgets. We have reduced our operating expenditures, imposed a hiring freeze, implemented an employee buyout program and cancelled or delayed many capital improvements. Within our more limited financial capability, we continue with various major initiatives designed to improve and enhance the City of Stow and/or to enable the City to accommodate the continued growth and development of the Stow community in 2013 and beyond.

As referenced earlier, the City will continue to implement its workforce and facilities consolidation plan in 2013 by reviewing the utilization of all buildings. Departmental building assignments and locations will be assessed and evaluated for more efficient layouts and usage. The main Parks Maintenance building has been converted to private use and similar City departments will be consolidated to more effective common locations for joint usage of major equipment and simultaneous training on related job tasks.

The City's elected officials, in cooperation with the Judges and Clerk of Courts, have continued to stabilize the finances of the Stow Municipal Court for the future, including implementing effective management and retirement of the debt incurred to construct the new Courthouse. Many essential services are provided by the Court within the sixteen jurisdictions served. An important component of the City's plan is to ensure that Mayor's Courts, either existing or new, do not negatively impact the long-term finances or budget of the Court.

The new Route 8 Interchange, located at State Route 8 and Seasons Road in both Stow and Hudson, has been completed and now serves as an important component of the Stow and Hudson transportation system. The main access road to the interchange was improved and widened in 2010. Another access road will be improved in 2013. The project was a joint undertaking of the State of Ohio, the City of Stow and the City of Hudson. Along with the recently-completed Seasons/Norton Roads connection and the Seasons Road improvement projects, the new interchange is necessary to facilitate expansion of the industrial and commercial growth areas of Stow to ensure future expansion of our tax base. The total design and construction cost for the interchange was approximately \$7.7 million, with \$4.0 million paid by a federal grant. Stow and Hudson individually paid fifty percent of the remaining cost, or \$1.85 million each.

The cities of Stow, Hudson and Cuyahoga Falls previously reached a tentative agreement to create a tax sharing district of 250 acres in 2013-2014 in the area surrounding the interchange in which specified taxes generated by new businesses would be equally shared by the three communities. If implemented, the tax sharing area will help eliminate competition among the communities for the location of new businesses. A potential immediate benefit of the tentative tax sharing agreement is that Cuyahoga Falls will also share equally in the local cost of the construction of the new Route 8 Interchange, which will reduce the already-incurred local cost for Stow and Hudson.

A major new employer which is potentially planning to locate in the new interchange and tax-sharing area is a 100-bed, full-service hospital facility. The hospital is currently in the final planning stages, but has been delayed due to economic conditions. It is not presently known if it will move forward in the next several years. If it does, it will be the anchor of the tax-sharing district and will generate considerable related economic activity in the area surrounding the interchange.

Through the City's annual concrete and asphalt road paving program and such projects as the Norton/Seasons Roads connection, the Seasons Road improvement, the Route 8 Interchange construction, the Steels Corners Interchange upgrade, the Hudson Drive widening, the Graham Road upgrade, the Norton Road improvement and various other planned road, intersection, traffic light and bridge improvements, the City of Stow will continue to upgrade the community transportation system significantly over the next decade. All of these projects have received, or will receive, state and/or federal funding assistance to ensure their completion.

In 2013, the City will also be continuing its ongoing traffic signal upgrade program at major intersections throughout the community. Local funds will be combined with grant funds and other sources to finance the installation of new signals at high traffic volume locations to improve traffic control and/or to meet safety concerns.

Construction of a new boulevard to provide public access through the large City Hall site has been completed in basic form. The landscaping is now being finished and the new roadway should receive final paving within two years. It will be compatible with the planned community facilities on the City Center campus, which will eventually be developed for public use.

The proceeds of the City's lodging tax, which is collected on all overnight hotel and motel room occupancies, was originally dedicated to pay for infrastructure improvements in specified areas of the City to encourage economic development. In 2007, the usage of the tax was expanded to include support of the City's Community Improvement Corporation (C.I.C.), which has the ability to offer financial aid and/or loans as incentives to new and/or expanding businesses in Stow. In 2010, a significant portion of the proceeds was obligated to fund the City's community development staff. The funding has now been expanded to include the City's planning staff as well. The C.I.C. was involved in providing assistance to several important local industries in Stow in 2012 and will continue to serve a valuable function in building and expanding the City's economic foundation.

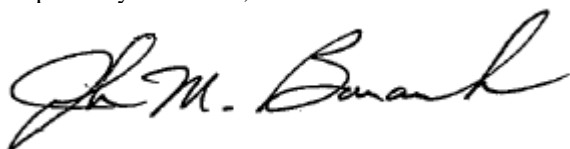
The City administration will continue to emphasize economic development in Stow in 2013 as a means to enhance our tax base for the future and strengthen the City's financial standing. We also expect to finalize major updates for both the 2001 city-wide Comprehensive Plan and the 2006 Economic Development Plan.

OTHER INFORMATION

Awards - The City prepared and submitted a Comprehensive Annual Financial Report (CAFR) for the first time for 2000 to the Government Finance Officers Association of the United States and Canada (GFOA). A Certificate of Achievement for Excellence in Financial Reporting was awarded to the City of Stow for its Comprehensive Annual Financial Report for the last twelve consecutive years (2000-2011). In order to be awarded a Certificate of Achievement, a governmental unit must publish an easily readable and efficiently organized Comprehensive Annual Financial Report, whose contents conform to program standards. Such reports must satisfy both Generally Accepted Accounting Principles and applicable legal requirements. We believe our current report for 2012 conforms to the Certificate of Achievement for Excellence in Financial Reporting program requirements, and we are submitting it to the GFOA to determine its eligibility for a 2012 award.

Acknowledgment - I would like to express my sincere appreciation and thanks to those individuals who assisted in the preparation of the 2012 Comprehensive Annual Financial Report. Successful preparation of a report of this scope required the dedicated services of the entire staff of the Finance Department. I also extend my appreciation to the Mayor, City Council and all Department Heads for their support and assistance in completing this Comprehensive Annual Financial Report.

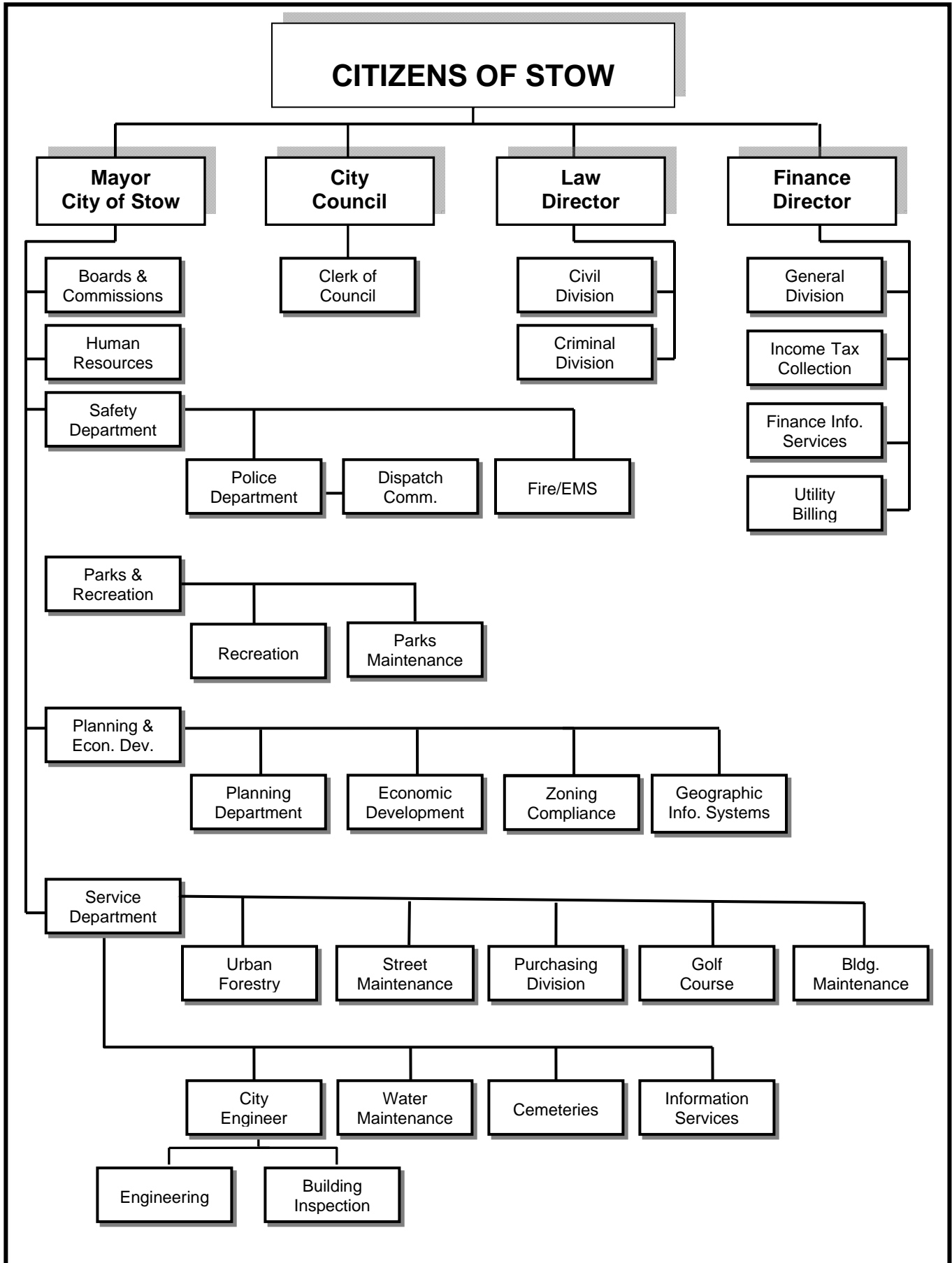
Respectfully submitted,



John M. Baranek
Director of Finance

CITY OF STOW, OHIO
General Organization Chart

2012



CITY OF STOW, OHIO
PRINCIPAL CITY OFFICIALS
AS OF DECEMBER 31, 2012

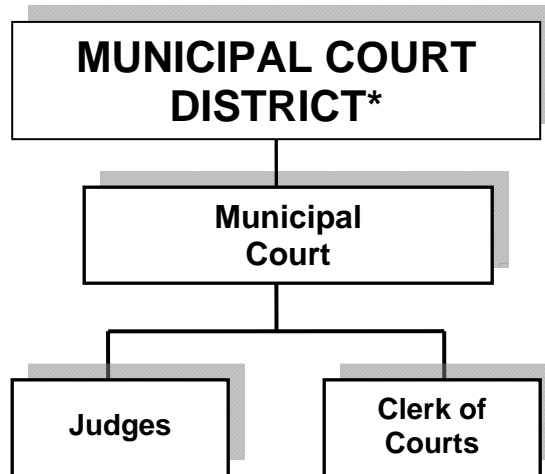
Elected Officials

Mayor	Sara Drew
Finance Director	John Baranek
Law Director	Brian Reali
President of Council	James Costello (Ward II)
Vice President	John Pribonic (At-Large)
President Pro-Tem	Mary Bednar (Ward IV)
Council Member	Matt Riehl (Ward I)
Council Member	Brian Lowdermilk (Ward III)
Council Member	Brian D'Antonio (At-Large)
Council Member	Mike Rasor (At-Large)

Department Officials

Service Director	Michael Miller
Planning & Development Director	Rob Kurtz
City Engineer	James McCleary
Fire Chief	William Kalbaugh
Fire Division Chief	Lou Ann Metz
Police Chief	Louis A. Dirker, Jr.
Police Captain	(Vacant)
Assistant Service Director	Nick Wren
Director of Budget & Management	John Earle
Assistant City Engineer	(Vacant)
Assistant City Engineer	(Vacant)
Manager of Information Services	Dale Germano
Tax Administrator	(Vacant)
Deputy City Engineer	Edward Carey
Assistant Planning Director	(Vacant)
Assistant Law Director	Amber Zibritosky
Economic Development Coordinator	(Vacant)
Senior Engineer	(Vacant)
Parks and Recreation Director	Linda Nahrstedt
Human Resources Director	(Vacant)
Water Distribution Superintendent	Kathy Vaughn
Chief Building Inspector	Tony Catalona
Parks Manager	(Vacant)
Deputy Law Director	(Vacant)
Road Superintendent	Don Brooker
Landscape Arborist	Sue Mottl
M.I.S. Coordinator – Finance	Lisa Paxton
M.I.S. Coordinator – Network	Sean Shotts
Clerk of Council	Bonnie Emahiser
Chief Inspector	Tony Avolio
Youth Services Coordinator	Kathy Christ
Community Information Coordinator	(Vacant)
Recreation Supervisor	Anne Baranek
Assistant Recreation Supervisor	Kathy McConnell

CITY OF STOW, OHIO
Stow Municipal Court Organizational Chart
2012



Stow is the host City for the Stow Municipal Court

*The following jurisdictions make up the Stow Municipal Court District:

CITY

Stow
Cuyahoga Falls
Hudson
Twinsburg
Tallmadge
Macedonia
Munroe Falls

VILLAGES

Reminderville
Boston Heights
Peninsula
Northfield
Silver Lake

TOWNSHIPS

Boston
Northfield Center
Sagamore Hills
Twinsburg

STOW MUNICIPAL COURT
PRINCIPAL OFFICIALS
AS OF DECEMBER 31, 2012

Elected Officials

Judge Kim R. Hoover
Judge Lisa Coates
Clerk of Courts Lisa Zeno Carano

Appointed Officials

Court Administrator Rick Klinger
Chief Deputy Clerk of Courts Deanne Brown

Certificate of Achievement for Excellence in Financial Reporting

Presented to

City of Stow
Ohio

For its Comprehensive Annual
Financial Report
for the Fiscal Year Ended
December 31, 2011

A Certificate of Achievement for Excellence in Financial Reporting is presented by the Government Finance Officers Association of the United States and Canada to government units and public employee retirement systems whose comprehensive annual financial reports (CAFRs) achieve the highest standards in government accounting and financial reporting.



Christopher P. Morrell

President

Jeffrey R. Emer

Executive Director

THIS PAGE IS INTENTIONALLY LEFT BLANK

FINANCIAL SECTION



Dave Yost • Auditor of State

INDEPENDENT AUDITOR'S REPORT

City of Stow
Summit County
3760 Darrow Road
Stow, Ohio 44224-4094

To the City Council:

Report on the Financial Statements

We have audited the accompanying financial statements of the governmental activities, the business-type activities, each major fund, and the aggregate discretely presented component unit and remaining fund information of the City of Stow, Summit County, Ohio (the City), as of and for the year ended December 31, 2012, and the related notes to the financial statements, which collectively comprise the City's basic financial statements as listed in the table of contents.

Management's Responsibility for the Financial Statements

Management is responsible for preparing and fairly presenting these financial statements in accordance with accounting principles generally accepted in the United States of America; this includes designing, implementing, and maintaining internal control relevant to preparing and fairly presenting financial statements that are free from material misstatement, whether due to fraud or error.

Auditor's Responsibility

Our responsibility is to opine on these financial statements based on our audit. We audited in accordance with auditing standards generally accepted in the United States of America and the financial audit standards in the Comptroller General of the United States' *Government Auditing Standards*. Those standards require us to plan and perform the audit to reasonably assure the financial statements are free from material misstatement.

An audit requires obtaining evidence about financial statement amounts and disclosures. The procedures selected depend on our judgment, including assessing the risks of material financial statement misstatement, whether due to fraud or error. In assessing those risks, we consider internal control relevant to the City's preparation and fair presentation of the financial statements in order to design audit procedures that are appropriate in the circumstances, but not to the extent needed to opine on the effectiveness of the City's internal control. Accordingly, we express no opinion. An audit also includes evaluating the appropriateness of management's accounting policies and the reasonableness of their significant accounting estimates, as well as our evaluation of the overall financial statement presentation.

We believe the audit evidence we obtained is sufficient and appropriate to support our audit opinions.

Opinion

In our opinion, the financial statements referred to above present fairly, in all material respects, the respective financial position of the governmental activities, the business-type activities, each major fund, and the aggregate discretely presented component unit and remaining fund information of the City of Stow, Summit County, Ohio, as of December 31, 2012, and the respective changes in financial position and where applicable, cash flows, thereof and the respective budgetary comparisons for the General and EMS/Fire Tax Levy funds for the year then ended in accordance with the accounting principles generally accepted in the United States of America.

Emphasis of Matter

As discussed in Note 3 to the financial statements, during 2012 the City adopted new accounting guidance in Governmental Accounting Standards Board Statement No. 63, "*Financial Reporting of Deferred Outflows of Resources, Deferred Inflows of Resources, and Net Position*", and Statement No. 65, "*Items Previously Reported as Assets and Liabilities*". Our opinion is not modified with respect to this matter.

Other Matters

Required Supplementary Information

Accounting principles generally accepted in the United States of America require this presentation to include *Management's discussion and analysis*, listed in the table of contents, to supplement the basic financial statements. Although this information is not part of the basic financial statements, the Governmental Accounting Standards Board considers it essential for placing the basic financial statements in an appropriate operational, economic, or historical context. We applied certain limited procedures to the required supplementary information in accordance with auditing standards generally accepted in the United States of America, consisting of inquiries of management about the methods of preparing the information and comparing the information for consistency with management's responses to our inquiries, to the basic financial statements, and other knowledge we obtained during our audit of the basic financial statements. We do not opine or provide any assurance on the information because the limited procedures do not provide us with sufficient evidence to opine or provide any other assurance.

Supplementary and Other Information

Our audit was conducted to opine on the City's basic financial statements taken as a whole. The introductory section, the financial section's combining statements, individual fund statements and schedules, and the statistical section information present additional analysis and are not a required part of the basic financial statements.

The financial section's combining statements, individual fund statements and schedules are management's responsibility, and were derived from and relate directly to the underlying accounting and other records used to prepare the basic financial statements. We subjected these statements and schedules to the auditing procedures we applied to the basic financial statements. We also applied certain additional procedures, including comparing and reconciling this information directly to the underlying accounting and other records used to prepare the basic financial statements or to the basic financial statements themselves, and other additional procedures in accordance with auditing standards generally accepted in the United States of America. In our opinion, this information is fairly stated in all material respects in relation to the basic financial statements taken as a whole.

We did not subject the introductory section and statistical section information to the auditing procedures applied in the audit of the basic financial statements and, accordingly, we express no opinion or any other assurance on them.

Other Reporting Required by Government Auditing Standards

In accordance with *Government Auditing Standards*, we have also issued our report dated June 21, 2013, on our consideration of the City's internal control over financial reporting and our tests of its compliance with certain provisions of laws, regulations, contracts and grant agreements and other matters. That report describes the scope of our internal control testing over financial reporting and compliance, and the results of that testing, and does not opine on internal control over financial reporting or on compliance. That report is an integral part of an audit performed in accordance with *Government Auditing Standards* in considering the City's internal control over financial reporting and compliance.

A handwritten signature in black ink that reads "Dave Yost". The signature is written in a cursive style with a large, looping "D" and "Y".

Dave Yost
Auditor of State
Columbus, Ohio

June 21, 2013

CITY OF STOW, OHIO

MANAGEMENT'S DISCUSSION AND ANALYSIS FOR THE YEAR ENDED DECEMBER 31, 2012 (UNAUDITED)

The management's discussion and analysis for the City of Stow's (the "City") financial statements provides an overview of the City's financial activities for the year ended December 31, 2012. The intent of this discussion and analysis is to provide a narrative that describes the City's performance as a whole. To obtain a more detailed understanding, one should also review the transmittal letter, the notes to the basic financial statements and the basic financial statements.

Financial Highlights

The City's key financial highlights for 2012 are as follows:

- The assets and deferred outflows of the City exceeded its liabilities and deferred inflows at the close of the year ended December 31, 2012 by \$89,912,733 (net position). Of this amount, \$6,323,180 is considered restricted for various purposes such as capital projects, debt service and other restrictions, and \$71,484,065 is invested in capital assets. These combined amounts are lower than the City's total net position at year end, resulting in a balance of \$12,105,488 in unrestricted net position.
- Total net position increased \$3,759,525 or 4.37 percent as a result of this year's operations. Net position for business-type activities increased \$2,291,255 or 6.91 percent, while the net position related to governmental activities increased \$1,468,270, or 2.77 percent.
- The City's total revenues amounted to \$41,439,847 in 2012, of which \$33,624,407 related to governmental activities and \$7,815,440 to business-type activities. Program specific revenues in the form of charges for services, grants and contributions accounted for \$17,222,963 or 41.56 percent of total revenues.
- The City had \$37,680,322 in expenses in 2012, \$31,802,486 of which were for governmental activities and \$5,877,836 for business-type activities.
- Among the major funds, the general fund had \$20,863,214 in revenues and \$20,728,213 in expenditures in 2012. The amount of \$173,000 was transferred to the general fund in 2012, and \$683,228 was transferred to other funds.
- The general fund's balance decreased to \$4,998,952, a decrease of \$375,227 from the beginning of 2012. The general fund balance was 23.96 percent of total general fund revenues, which is a slight decrease from the percentage in 2011.
- The City's total governmental activities long-term obligations decreased from \$27,737,799 to \$25,331,404 during 2012. This decrease of \$2,406,395 was primarily due to a reduction in City bond, note and capital lease obligations.

Using this Comprehensive Annual Financial Report (CAFR)

The City's annual report consists of a series of financial statements and notes to those statements. The statements are organized so the reader can understand the City of Stow as a total financial and operating entity. These individual statements provide a detailed look at specific financial activities.

The City's basic financial statements are comprised of three components: 1) City-wide financial statements; 2) fund financial statements; and 3) notes to the financial statements. This report also contains other supplementary information in addition to the basic financial statements themselves.

CITY OF STOW, OHIO

MANAGEMENT'S DISCUSSION AND ANALYSIS FOR THE YEAR ENDED DECEMBER 31, 2012 (UNAUDITED)

The statement of net position and the statement of activities provide information about the activities of the City as a whole and present a long-term view of the City's finances. Fund financial statements provide the next level of detail. For governmental funds, these statements tell the reader how services were financed in the short-term, as well as the amount of funds remaining for future spending. The fund financial statements also look at the City's major funds with all other non-major funds presented in total in one column.

Reporting the City as a Whole

Statement of Net Position and Statement of Activities

The analysis of the City as a whole begins on page 7. One of the most important questions asked about the City's finances is, "How did the City perform financially during 2012?" The statement of net position and the statement of activities provide information concerning the City as a whole and its financial activities that will assist the reader in answering this question. These statements include all assets, deferred outflows, liabilities, deferred inflows, revenues and expenses using the accrual method of accounting similar to the accounting used by most private-sector businesses. This method of accounting will take into account all of the current year's revenues and expenses regardless of when cash is received or paid.

These two statements report the City's net position and changes in net position. The change in net position is important because it allows the reader to judge in many respects whether or not the City's financial position has improved or diminished over the past year. The causes of any change in financial position for the City may be related to, or the result of, many factors, some of which may be directly financial, and others which may be only indirectly related to the City's finances. Indirect financial factors include changes in the City's tax or revenue base, changes in general tax law in Ohio or the City, variations in economic conditions, the condition of the City's capital assets and other related factors which may impact revenues or expenses.

In the statement of net position and the statement of activities, the City operation is divided into two distinct types of activities as follows:

- **Governmental Activities** - Most of the City's programs and services are considered to be governmental activities, including general government, security of persons and property, leisure time activities, community and economic development and transportation. These services are funded primarily by taxes and intergovernmental revenues including federal and state grants and other shared revenues.
- **Business-Type Activities** - These services are provided on a charge for goods or services basis to recover all of the expenses of the goods or services provided.

The City-wide financial statements can be found on pages 15 through 17 of this report.

Fund Financial Statements

A fund is a grouping of related accounts that is used to maintain control over resources that have been segregated for specific activities or objectives. The City, like the state and other local governments, uses fund accounting to ensure and demonstrate compliance with finance-related legal requirements. All of the funds of the City can be divided into three categories: governmental funds, proprietary funds and fiduciary funds.

Fund financial reports provide detailed information about the City's major funds. The City uses many funds to account for a multitude of financial transactions. However, these fund financial statements focus on the City's most significant funds, not on the City as a whole. The City's major governmental funds are: the general fund, the EMS/fire tax levy fund and the general capital improvements fund. The City's major proprietary funds are the water, golf and storm water utility funds.

CITY OF STOW, OHIO

MANAGEMENT'S DISCUSSION AND ANALYSIS FOR THE YEAR ENDED DECEMBER 31, 2012 (UNAUDITED)

Governmental Funds

Governmental funds are used to account for essentially the same functions reported as governmental activities in the government-wide financial statements. However, unlike the government-wide financial statements, governmental fund financial statements focus on events that produce near-term inflows and outflows of spendable resources, as well as on the balances of spendable resources available at the end of the year. This information is useful in evaluating a government's near-term financing requirements.

Because the focus of the governmental funds is narrower than that of the government-wide financial statements, it is useful to compare the information presented for the City's governmental funds with similar information presented for governmental activities in the government-wide financial statements. By doing so, readers may better understand the long-term impact of the government's near-term financing decisions. Both the governmental fund balance sheet and the governmental fund statement of revenues, expenditures and changes in fund balances provide a reconciliation to facilitate this comparison between governmental funds and governmental activities.

The City maintains numerous individual governmental funds. Information is presented separately in the governmental fund balance sheet and in the governmental Statement of revenues, expenditures, and changes in fund balances for the major funds, which were identified earlier. Data from the other governmental funds are combined into a single, aggregated presentation. Individual fund data for each of these nonmajor governmental funds is provided in the form of combining statements elsewhere in this report. The basic governmental fund financial statements can be found on pages 18 through 23 of this report.

The City adopts an annual appropriation budget for its general fund and other funds. Budgetary statements and schedules have been provided for all annually budgeted funds to demonstrate compliance.

Proprietary Funds

The City maintains two different types of proprietary funds. Enterprise funds are used to report the same functions presented as business-type activities in the government-wide financial statements. The City uses enterprise funds to account for its water system, golf and storm water utility operations. Internal service funds are an accounting device used to accumulate and allocate costs internally among the City's various functions. The City uses internal service funds to account for its self-insurance programs for medical-related employee benefits. The basic proprietary fund statements can be found on pages 24 through 27 of this report.

Fiduciary Funds

Fiduciary funds are used to account for resources held for the benefit of parties outside the government. Fiduciary funds are not reflected on the government-wide financial statements because the resources from those funds are not available to support the City's programs. The accounting method used for fiduciary funds is much like that used for the proprietary funds. The basic fiduciary fund financial statements can be found on pages 28 and 29 of this report.

Notes to the Basic Financial Statements

The financial statement notes provide additional information that is essential to a full understanding of the data provided in the government-wide and fund financial statements. Notes to the basic financial statements can be found on pages 31 through 67 of this report.

Other Information

In addition to the basic financial statements and accompanying notes, this report also presents combining and individual fund statements, schedules, and a statistical section, which can be found on pages 69 through 203 of this report.

CITY OF STOW, OHIO

*MANAGEMENT'S DISCUSSION AND ANALYSIS
FOR THE YEAR ENDED DECEMBER 31, 2012
(UNAUDITED)*

Government-Wide Financial Analysis

As noted earlier, the trend in net position serves as an indicator of a government's changing financial position. At the close of 2012 the City's total assets and deferred outflows of resources, as shown in Table 1, exceeded liabilities and deferred inflows of resources by \$89,912,733. \$54,426,857 of net position was in governmental activities while \$35,485,876 was in business-type activities. The table below provides a summary of the City's net position for 2012 compared to 2011.

Table 1 - Net Assets

	Governmental Activities <u>2012</u>	Restated Governmental Activities <u>2011</u>	Business-Type Activities <u>2012</u>	Restated Business-Type Activities <u>2011</u>	2012 Total	2011 Total
Assets						
Current and other assets	\$ 25,877,103	\$ 25,641,288	\$ 7,610,589	\$ 6,604,780	\$ 33,487,692	\$ 32,246,068
Capital assets, net	64,212,384	64,857,362	35,155,440	34,159,692	99,367,824	99,017,054
Total assets	<u>90,089,487</u>	<u>90,498,650</u>	<u>42,766,029</u>	<u>40,764,472</u>	<u>132,855,516</u>	<u>131,263,122</u>
Deferred outflows of resources						
Unamortized deferred charges on debt refunding	197,701	230,651	-	-	197,701	230,651
Total assets and deferred outflows of resources	<u>90,287,188</u>	<u>90,729,301</u>	<u>42,766,029</u>	<u>40,764,472</u>	<u>133,053,217</u>	<u>131,493,773</u>
Liabilities						
Current and other liabilities	3,894,659	3,386,821	1,173,192	1,073,166	5,067,851	4,459,987
Long term liabilities:						
Due within one year	1,962,696	1,954,683	289,972	278,321	2,252,668	2,233,004
Due in more than one year	23,368,708	25,783,116	5,816,989	6,218,364	29,185,697	32,001,480
Total liabilities	<u>29,226,063</u>	<u>31,124,620</u>	<u>7,280,153</u>	<u>7,569,851</u>	<u>36,506,216</u>	<u>38,694,471</u>
Deferred inflows of resources						
Property taxes levied for the next fiscal year	6,634,278	6,646,094	-	-	6,634,278	6,646,094
Total liabilities and deferred inflows of resources	<u>35,860,341</u>	<u>37,770,714</u>	<u>7,280,153</u>	<u>7,569,851</u>	<u>43,140,494</u>	<u>45,340,565</u>
Net Position						
Net investment						
in capital assets	42,370,606	41,520,421	29,113,459	27,562,287	71,484,065	69,082,708
Restricted	6,323,180	6,958,099	-	-	6,323,180	6,958,099
Unrestricted	5,733,071	4,480,067	6,372,417	5,632,334	12,105,488	10,112,401
Total net position	<u>\$ 54,426,857</u>	<u>\$ 52,958,587</u>	<u>\$ 35,485,876</u>	<u>\$ 33,194,621</u>	<u>\$ 89,912,733</u>	<u>\$ 86,153,208</u>

During 2012, the City's overall financial position improved by \$3,759,525 as governmental activities net position increased by \$1,468,270 and those for business-type activities increased by \$2,291,255.

The majority of the City's net position (79.5 percent) reflect its investment in capital assets (e.g. land, construction in progress, buildings and building improvements, vehicles, infrastructure and equipment, furniture and fixtures), less any related debt used to acquire those assets. These capital assets are utilized by the City to provide services to its citizens. They are not available for future spending. Although the City's investment in its capital assets is reported net of related debt, it should be noted that the resources needed to repay this debt must be provided from other sources, since capital assets themselves cannot be used to liquidate these liabilities.

CITY OF STOW, OHIO

*MANAGEMENT'S DISCUSSION AND ANALYSIS
FOR THE YEAR ENDED DECEMBER 31, 2012
(UNAUDITED)*

Statement of Activities

The table below shows the changes in net position for years ended 2012 and 2011.

	Table 2 - Change in Net Assets					
	Governmental	Restated Governmental	Business-Type	Restated Business-Type		Restated
	Activities	Activities	Activities	Activities	2012	2011
	<u>2012</u>	<u>2011</u>	<u>2012</u>	<u>2011</u>	<u>Total</u>	<u>Total</u>
Revenues						
Program revenues:						
Charges for services	\$ 5,562,955	\$ 5,326,344	\$ 6,877,397	\$ 6,515,503	\$ 12,440,352	\$ 11,841,847
Operating grants and contributions	2,341,727	2,098,749	-	-	2,341,727	2,098,749
Capital grants and contributions	<u>2,112,844</u>	<u>2,042,998</u>	<u>328,040</u>	<u>225,169</u>	<u>2,440,884</u>	<u>2,268,167</u>
Total program revenues	<u>10,017,526</u>	<u>9,468,091</u>	<u>7,205,437</u>	<u>6,740,672</u>	<u>17,222,963</u>	<u>16,208,763</u>
General revenues:						
Taxes	20,190,295	19,853,338	369,843	468,841	20,560,138	20,322,179
Grants and entitlements	3,146,808	2,945,092	-	-	3,146,808	2,945,092
Investment income	25,117	70,797	-	-	25,117	70,797
Miscellaneous	<u>244,661</u>	<u>396,105</u>	<u>240,160</u>	<u>104,526</u>	<u>484,821</u>	<u>500,631</u>
Total general revenues	<u>23,606,881</u>	<u>23,265,332</u>	<u>610,003</u>	<u>573,367</u>	<u>24,216,884</u>	<u>23,838,699</u>
Total revenues	<u>33,624,407</u>	<u>32,733,423</u>	<u>7,815,440</u>	<u>7,314,039</u>	<u>41,439,847</u>	<u>40,047,462</u>
Expenses:						
General government	8,752,518	8,669,487	-	-	8,752,518	8,669,487
Security of persons and property	14,882,885	14,719,607	-	-	14,882,885	14,719,607
Public health	460,036	497,770	-	-	460,036	497,770
Leisure time activities	1,522,538	1,793,620	-	-	1,522,538	1,793,620
Community and economic development	1,252,957	1,082,363	-	-	1,252,957	1,082,363
Transportation	4,186,489	4,201,252	-	-	4,186,489	4,201,252
Interest and fiscal charges	745,063	840,657	-	-	745,063	840,657
Water	-	-	4,027,924	3,869,442	4,027,924	3,869,442
Golf	-	-	1,005,084	1,103,758	4,027,924	1,103,758
Storm water utility	<u>-</u>	<u>-</u>	<u>844,828</u>	<u>1,180,802</u>	<u>844,828</u>	<u>1,180,802</u>
Total expenses	<u>31,802,486</u>	<u>31,804,756</u>	<u>5,877,836</u>	<u>6,154,002</u>	<u>37,680,322</u>	<u>37,958,758</u>
Increase in net position before transfers	1,821,921	928,667	1,937,604	1,160,037	3,759,525	2,088,704
Transfers	<u>(353,651)</u>	<u>(366,417)</u>	<u>353,651</u>	<u>366,417</u>	<u>-</u>	<u>-</u>
Change in net position	1,468,270	562,250	2,291,255	1,526,454	3,759,525	2,088,704
Net position at beginning of year	<u>52,958,587</u>	<u>52,396,337</u>	<u>33,194,621</u>	<u>31,668,167</u>	<u>86,153,208</u>	<u>84,064,504</u>
Net position at end of year	<u>\$ 54,426,857</u>	<u>\$ 52,958,587</u>	<u>\$ 35,485,876</u>	<u>\$ 33,194,621</u>	<u>\$ 89,912,733</u>	<u>\$ 86,153,208</u>

CITY OF STOW, OHIO

*MANAGEMENT'S DISCUSSION AND ANALYSIS
FOR THE YEAR ENDED DECEMBER 31, 2012
(UNAUDITED)*

Governmental Activities

The information in Table 2 indicates that security of persons and property accounted for \$14,882,885, or 46.80 percent of the \$31,802,486 expended for governmental activities this past year. General government accounted for \$8,752,518 or 27.52 percent in the governmental activities category.

Some \$20,190,295 in tax revenues was generated for the City in 2012 to support governmental activities. This amount represented 60.05 percent of total revenues for governmental activities which reached \$33,624,407 in 2012. Other major revenues received by the City included \$3,146,808 in unrestricted grants and entitlements.

Program revenues to support governmental activities amounted to \$10,017,526 in 2012, which included \$5,562,955 in charges for services.

The statement of activities shows the cost of program services and the charges for services and grants offsetting those services. The following table shows, for governmental activities, the total cost of services and the net cost of services. That is, it identifies the cost of these services supported by tax revenue and unrestricted State grants and entitlements.

	Total Cost of Services <u>2012</u>	Net Cost of Services <u>2012</u>	Restated Total Cost of Services <u>2011</u>	Restated Net Cost of Services <u>2011</u>
Program Expenses:				
General government	\$ 8,752,518	\$ 4,483,498	\$ 8,669,487	\$ 4,573,466
Security of persons and property	14,882,885	14,005,516	14,719,607	13,909,279
Public health	460,036	341,367	497,770	396,483
Leisure time activities	1,522,538	1,042,461	1,793,620	1,408,164
Community and economic development	1,252,957	967,459	1,082,363	884,908
Transportation	4,186,489	199,596	4,201,252	323,708
Interest and fiscal charges	<u>745,063</u>	<u>745,063</u>	<u>840,657</u>	<u>840,657</u>
Total Expenses	<u>\$ 31,802,486</u>	<u>\$ 21,784,960</u>	<u>\$ 31,804,756</u>	<u>\$ 22,336,665</u>

The dependence upon general revenues for governmental activities is apparent, with 68.50 percent of expenses supported through taxes and other general revenues in 2012 and 70.23 percent in 2011.

Business-Type Activities

Water system expenses were \$4,027,924 for the year, which were primarily offset by the \$5,249,886 in charges for services generated by the water system through the operation of the City's water distribution system in 2012.

Golf expenses were \$1,005,084 for the year, which were offset by \$806,780 in charges for services generated by the Fox Den Golf Course through user fees.

Storm water utility expenses were \$844,828 for the year, which were offset by \$820,731 in charges for services generated by the storm water system in 2012.

The City experienced an increase in net position of \$2,291,255 in the area of business-type activities in 2012. Water system program revenues totaled \$5,577,926 for the year as compared to \$5,225,039 in 2011. This increase was due to capital grants and contributions obtained for City water system improvements and increased service charges and tap in fees.

CITY OF STOW, OHIO

MANAGEMENT'S DISCUSSION AND ANALYSIS FOR THE YEAR ENDED DECEMBER 31, 2012 (UNAUDITED)

Financial Analysis of the City's Funds

As discussed previously, the City maintains a fund accounting system to ensure and demonstrate compliance with finance-related legal requirements.

Governmental Funds

The focus of the City's governmental funds is to provide information on near-term inflows, outflows and balances of spendable resources. Such information is useful in assessing the City's financing requirements and its ability to meet them. In particular, unreserved fund balance serves as a useful measure of a City's net resources available for spending at the end of the year.

As of the end of the current year, the City's governmental funds reported combined ending balances of \$12,201,666, a decrease of \$157,933 as compared with the prior year restated fund balances. Approximately 6.27 percent of this total year end amount or \$765,053 represents unassigned fund balance, which is available at the City's discretion within certain legal constraints and purpose restrictions. The remainder of the fund balance is reserved to indicate that it is not available for new spending because it has already been committed (\$1,964,503); 2) nonspendable (\$741,814); 3) restricted (\$5,258,523); and 4) assigned (\$3,471,773).

The general fund is the City's chief operating fund. The general fund's year end balance decreased by \$375,227 during the current year to reach an ending total of \$4,998,952. The unassigned fund balance of the general fund was \$1,222,906. As a measure of the general fund's liquidity, it is useful to compare both unassigned fund balance and total fund balance to total fund expenditures. The unassigned fund balance represents 5.90 percent of total general fund expenditures, while total fund balance represents 24.12 percent of such expenditures.

The City's two other major governmental funds are the EMS/fire levy fund and the general capital improvements fund. The fund balance of the EMS/fire levy fund increased \$25,955 during 2012. The fund balance of the general capital improvements fund increased \$22,146 in 2012 compared to a decrease of \$316,395 during 2011 as a result of an increase in income tax revenue and transfers from other funds to support capital improvements during 2012.

Transfers from the general fund to other governmental funds, which occurred principally for funding of pensions, amounted to \$683,228.

Proprietary Funds

The City's proprietary funds provide the same type of information found in the government-wide financial statements for business-type activities, but in more detail. Unrestricted net position for the City's water, golf and storm water utility funds at the end of the year amounted to \$6,379,625. Total assets were \$42,923,237 at year-end. The water fund net position and storm water utility fund net position increased 6.19 percent and 5.32 percent, respectively, during 2012 due to tightly controlled expenses. The golf fund net position continued to rise during 2012 with an increase of \$297,041 bringing the net position to a balance of \$502,831.

CITY OF STOW, OHIO

*MANAGEMENT'S DISCUSSION AND ANALYSIS
FOR THE YEAR ENDED DECEMBER 31, 2012
(UNAUDITED)*

Budgeting Highlights

The City's budgeting process is prescribed by the Ohio Revised Code. The authority for the City to expend money is derived from its appropriations ordinance which must be approved by City Council each year. The appropriations are limited and restricted by the amounts of anticipated revenues as estimated, in part, by the City and certified by the County Budget Commission in accordance with the Ohio Revised Code. Within the restrictions itemized above as they may be revised or amended, the City has the ability to adjust its budget during the course of the year due to actual activity related to either revenue or expenditures.

Regarding revenues, there were no differences between the general fund original budget and the final budget. Actual total revenues and other financing sources were \$643,779 less than final budgeted revenues. There were no differences between the general fund original and final budget estimates for expenditures and other financing uses. Actual amounts for 2012 were less than original and final budgeted amounts by \$2,169,985. This variance was the result of the conservative budgeting by the City, a large contingency allocation that was not expended, and the decision not to expand the City's safety forces as had been originally contemplated, particularly in the police area, due to insufficient revenue enhancement to pay for such employee expansion.

Capital Assets and Debt Administration

Capital Assets

The City's net investment in capital assets, for both its governmental and business-type activities amounted to \$71,484,065 (net of accumulated depreciation) at year end 2012. Capital assets, which include land, buildings and building improvements, vehicles, equipment, furniture and fixtures, infrastructure and construction in progress, increased by \$350,770 during 2012.

**Table 3 - Capital Assets at December 31
(Net of Depreciation)**

	<u>Governmental Activities</u>		<u>Business-Type Activities</u>		<u>Total</u>	
	<u>2012</u>	<u>2011</u>	<u>2012</u>	<u>2011</u>	<u>2012</u>	<u>2011</u>
Land	\$11,202,207	\$11,202,207	\$ 5,377,376	\$ 5,377,376	\$16,579,583	\$16,579,583
Construction in progress	1,300,837	3,110,833	1,749,360	1,829,169	3,050,197	4,940,002
Buildings and improvements	24,303,362	25,073,391	2,622,076	2,696,800	26,925,438	27,770,191
Vehicles	3,124,833	3,343,819	622,616	539,766	3,747,449	3,883,585
Equipment, furniture and fixtures	2,389,853	2,338,082	171,925	110,172	2,561,778	2,448,254
Infrastructure	<u>21,891,292</u>	<u>19,789,030</u>	<u>24,612,087</u>	<u>23,606,409</u>	<u>46,503,379</u>	<u>43,395,439</u>
Totals	<u>\$64,212,384</u>	<u>\$64,857,362</u>	<u>\$35,155,440</u>	<u>\$34,159,692</u>	<u>\$99,367,824</u>	<u>\$99,017,054</u>

Additional detailed information relating to the City's capital assets is contained in Note 9 of the notes to the basic financial statements.

CITY OF STOW, OHIO

*MANAGEMENT'S DISCUSSION AND ANALYSIS
FOR THE YEAR ENDED DECEMBER 31, 2012
(UNAUDITED)*

Debt

At the end of the current fiscal year, the City's total outstanding general obligation bonded debt for governmental activities amounted to \$14,211,028 (before unamortized premiums). Part of this debt was originally issued in the amount of \$6.44 million in 2004 to pay for the refinancing of the Stow Safety Center debt issued in 1995. The amount of \$4,200,000 was issued in 2007 to finance the construction of the Municipal Courthouse. The City issued \$8,073,932 in general obligation bonds in 2008 for the service center construction and fire improvements. The City also had governmental activity general obligation notes outstanding (long-term and short-term) at year-end in the amount of \$7,025,000. As can be seen from Table 4, the total debt for governmental activities decreased \$1,794,611 or 7.53 percent during the year.

Debt related to business-type activity for the City amounted to \$6,041,981 at year-end, which consisted of \$5,457,452 in general obligation bonds, \$200,000 in short-term general obligation notes, \$156,392 in Ohio Public Works Commission (OPWC) loans and \$228,137 in capital lease obligations. Total business-type activity debt for the City decreased \$635,830 or 9.52 percent of the total business-type activity outstanding debt at the commencement of the year.

At December 31, 2012, the City's outstanding general obligation bonds were rated "Aa2" by Moody's Investors Service. State statute limits the total amount of debt a governmental entity may issue. The City's debt limitation at year-end, per the limits described by state statute, was substantially higher than the City's existing outstanding debt. In addition to bonded debt, note and loan debt as itemized in Table 4, the City's other long-term obligations include compensated absences and intergovernmental payables.

Additional information regarding the City's long-term obligations can be found in Note 12 of this report, Note 16 provides information relating to compensated absences and Note 11 provides information on short-term note obligations.

Table 4 - Debt Obligations

	Governmental Activities		Business-type Activities		Total	
	2012	Restated 2011	2012	2011	2012	2011
General obligation bonds	\$ 14,211,028	\$ 14,969,908	\$ 5,457,452	\$ 5,636,131	\$ 19,668,480	\$ 20,606,039
General obligation notes - short-term	1,450,000	850,000	200,000	400,000	1,650,000	1,250,000
General obligation notes - long-term	5,575,000	7,025,000	-	200,000	5,575,000	7,225,000
OPWC loans	-	-	156,392	167,976	156,392	167,976
Capital lease obligations	803,451	989,182	228,137	273,704	1,031,588	1,262,886
Total debt obligations	\$ 22,039,479	\$ 23,834,090	\$ 6,041,981	\$ 6,677,811	\$ 28,081,460	\$ 30,511,901

Economic Factors and Next Year's Budget

The City is a growing community with a stable and diversified economy. Since 2000, the City's population has grown by 8.4 percent. Trends in the local economy compare favorably with those of the state and nation. The City's average unemployment rate in 2012 stood at 5.7 percent. The average county, state and national unemployment rates were 6.8, 7.2, and 8.1 percent, respectively in 2012.

The City's budgets were forecast conservatively for 2012 and 2013 based on local, state and national economic conditions and trends. The service needs of the citizens of Stow were taken into account as were the ongoing financial condition of the City and any applicable budgetary constraints.

CITY OF STOW, OHIO

*MANAGEMENT'S DISCUSSION AND ANALYSIS
FOR THE YEAR ENDED DECEMBER 31, 2012
(UNAUDITED)*

Requests for Information

This financial report is designed to provide a general overview of the City's finances for City officials, members of the public and others who may have an interest in the City's financial standing. It also is designed to demonstrate the City's accountability for the money it receives from all sources, particularly the taxpayers of Stow. Questions concerning any of the information provided in this report or requests for additional financial information should be addressed to Mr. John Baranek, Director of Finance, Stow City Hall, 3760 Darrow Road, Stow, Ohio 44224.

BASIC
FINANCIAL STATEMENTS

CITY OF STOW, OHIO

*STATEMENT OF NET POSITION
DECEMBER 31, 2012*

	Primary Government			Component Unit
	Governmental Activities	Business-type Activities	Total	
Assets:				
Equity in pooled cash and cash equivalents . . .	\$ 14,013,917	\$ 6,962,863	\$ 20,976,780	\$ 71,467
Receivables:				
Property taxes	7,026,861	-	7,026,861	-
Income taxes.	2,165,013	60,939	2,225,952	-
Accounts.	148,947	483,310	632,257	-
Intergovernmental	1,747,391	-	1,747,391	-
Accrued interest	25,962	-	25,962	-
Internal balance.	157,208	(157,208)	-	-
Materials and supplies inventory.	591,814	260,685	852,499	-
Capital assets:				
Nondepreciable capital assets	12,503,044	7,126,736	19,629,780	-
Depreciable capital assets, net.	51,709,340	28,028,704	79,738,044	-
Total capital assets, net.	64,212,384	35,155,440	99,367,824	-
Total assets	90,089,497	42,766,029	132,855,526	71,467
Deferred outflows of resources:				
Unamortized deferred charges on debt refunding.	197,701	-	197,701	-
Liabilities:				
Accounts payable.	499,722	146,225	645,947	-
Contracts payable.	-	248,331	248,331	-
Accrued wages and benefits payable	390,722	28,380	419,102	-
Intergovernmental payable	959,251	530,583	1,489,834	-
Accrued interest payable	96,038	19,673	115,711	-
Claims payable	498,926	-	498,926	-
Notes payable.	1,450,000	200,000	1,650,000	-
Long-term liabilities:				
Due within one year	1,962,696	289,972	2,252,668	-
Due in more than one year.	23,368,708	5,816,989	29,185,697	-
Total liabilities	29,226,063	7,280,153	36,506,216	-
Deferred inflows of resources:				
Property taxes levied for the next fiscal year. . . .	6,634,278	-	6,634,278	-
Net position:				
Net investment in capital assets.	42,370,606	29,113,459	71,484,065	-
Restricted for:				
Capital projects	182,532	-	182,532	-
Transportation projects	3,473,011	-	3,473,011	-
Public service programs.	66,723	-	66,723	-
Community development programs	109,952	-	109,952	-
Police and fire pension	6,807	-	6,807	-
Other purposes.	904,564	-	904,564	-
Security programs	1,579,591	-	1,579,591	-
Unrestricted	5,733,071	6,372,417	12,105,488	71,467
Total net position	\$ 54,426,857	\$ 35,485,876	\$ 89,912,733	\$ 71,467

SEE ACCOMPANYING NOTES TO THE BASIC FINANCIAL STATEMENTS

CITY OF STOW, OHIO

*STATEMENT OF ACTIVITIES
FOR THE YEAR ENDED DECEMBER 31, 2012*

	<u>Expenses</u>	<u>Program Revenues</u>		
		<u>Charges for Services and Sales</u>	<u>Operating Grants and Contributions</u>	<u>Capital Grants and Contributions</u>
Governmental activities:				
General government	\$ 8,752,518	\$ 4,191,996	\$ 77,024	\$ -
Security of persons and property	14,882,885	722,327	155,042	-
Public health	460,036	71,036	47,633	-
Leisure time activity	1,522,538	363,581	116,496	-
Community and economic development	1,252,957	195,990	89,508	-
Transportation	4,186,489	18,025	1,856,024	2,112,844
Interest and fiscal charges	745,063	-	-	-
Total governmental activities	<u>31,802,486</u>	<u>5,562,955</u>	<u>2,341,727</u>	<u>2,112,844</u>
Business-type activities:				
Water	4,027,924	5,249,886	-	328,040
Golf	1,005,084	806,780	-	-
Storm Water Utility	844,828	820,731	-	-
Total business-type activities	<u>5,877,836</u>	<u>6,877,397</u>	<u>-</u>	<u>328,040</u>
Total primary government	<u>\$ 37,680,322</u>	<u>\$ 12,440,352</u>	<u>\$ 2,341,727</u>	<u>\$ 2,440,884</u>
Component Unit:				
Stow Community Improvement Corporation	<u>\$ 43,963</u>	<u>\$ -</u>	<u>\$ 50,250</u>	<u>\$ -</u>

General revenues:

Property taxes levied for:

- General purposes
- Special revenue
- Municipal income taxes
- Grants and entitlements not restricted to specific programs
- Investment earnings
- Miscellaneous

Total general revenues

Transfers

Total general revenues and transfers

Change in net position

Net position at beginning of year (restated) .

Net position at end of year

SEE ACCOMPANYING NOTES TO THE BASIC FINANCIAL STATEMENTS

Primary Government

Net (Expense) Revenue and Changes in Net Position

Governmental Activities	Business-type Activities	Total	Component Unit
\$ (4,483,498)	\$ -	\$ (4,483,498)	\$ -
(14,005,516)	-	(14,005,516)	-
(341,367)	-	(341,367)	-
(1,042,461)	-	(1,042,461)	-
(967,459)	-	(967,459)	-
(199,596)	-	(199,596)	-
(745,063)	-	(745,063)	-
<u>(21,784,960)</u>	<u>-</u>	<u>(21,784,960)</u>	<u>-</u>
-	1,550,002	1,550,002	-
-	(198,304)	(198,304)	-
-	(24,097)	(24,097)	-
<u>-</u>	<u>1,327,601</u>	<u>1,327,601</u>	<u>-</u>
<u>(21,784,960)</u>	<u>1,327,601</u>	<u>(20,457,359)</u>	<u>-</u>
<u>-</u>	<u>-</u>	<u>-</u>	<u>6,287</u>
4,535,441	-	4,535,441	-
2,214,325	-	2,214,325	-
13,440,529	369,843	13,810,372	-
3,146,808	-	3,146,808	-
25,117	-	25,117	-
244,661	240,160	484,821	-
<u>23,606,881</u>	<u>610,003</u>	<u>24,216,884</u>	<u>-</u>
<u>(353,651)</u>	<u>353,651</u>	<u>-</u>	<u>-</u>
<u>23,253,230</u>	<u>963,654</u>	<u>24,216,884</u>	<u>-</u>
1,468,270	2,291,255	3,759,525	6,287
<u>52,958,587</u>	<u>33,194,621</u>	<u>86,153,208</u>	<u>65,180</u>
<u>\$ 54,426,857</u>	<u>\$ 35,485,876</u>	<u>\$ 89,912,733</u>	<u>\$ 71,467</u>

CITY OF STOW, OHIO

*BALANCE SHEET
GOVERNMENTAL FUNDS
DECEMBER 31, 2012*

	<u>General</u>	<u>EMS/Fire Tax Levy</u>	<u>General Capital Improvements</u>	<u>Other Governmental Funds</u>	<u>Total Governmental Funds</u>
Assets:					
Equity in pooled cash and cash equivalents . . .	\$ 4,689,754	\$ 73,458	\$ 3,500,788	\$ 4,384,909	\$ 12,648,909
Receivables:					
Property taxes	4,845,611	1,688,621	-	492,629	7,026,861
Income taxes.	1,518,957	-	285,937	360,119	2,165,013
Accounts.	148,947	-	-	-	148,947
Intergovernmental	776,025	109,238	67,112	795,016	1,747,391
Accrued interest	25,962	-	-	-	25,962
Loans to other funds	150,000	-	-	-	150,000
Materials and supplies inventory.	136,318	-	-	455,496	591,814
Total assets	<u>\$ 12,291,574</u>	<u>\$ 1,871,317</u>	<u>\$ 3,853,837</u>	<u>\$ 6,488,169</u>	<u>\$ 24,504,897</u>
Liabilities:					
Accounts payable.	\$ 337,326	\$ 1,219	\$ 20,010	\$ 141,167	\$ 499,722
Accrued wages and benefits payable	351,256	39,219	-	247	390,722
Compensated absences payable	139,161	-	-	-	139,161
Intergovernmental payable	541,524	130,264	-	287,463	959,251
Accrued interest payable.	-	663	8,951	-	9,614
Notes payable.	-	100,000	1,350,000	-	1,450,000
Total liabilities	<u>1,369,267</u>	<u>271,365</u>	<u>1,378,961</u>	<u>428,877</u>	<u>3,448,470</u>
Deferred inflows of resources:					
Property taxes levied for the next fiscal year . . .	4,609,079	1,606,193	-	419,006	6,634,278
Delinquent property tax revenue not available . .	236,532	82,428	-	21,504	340,464
Accrued interest not available	12,477	-	-	-	12,477
Income tax revenue not available	437,646	-	82,385	103,758	623,789
Intergovernmental nonexchange transactions. . .	627,621	108,500	-	507,632	1,243,753
Total deferred inflows of resources	<u>5,923,355</u>	<u>1,797,121</u>	<u>82,385</u>	<u>1,051,900</u>	<u>8,854,761</u>
Fund balances:					
Nonspendable	286,318	-	-	455,496	741,814
Restricted.	-	-	1,497,206	3,761,317	5,258,523
Committed	17,955	-	895,285	1,051,263	1,964,503
Assigned	3,471,773	-	-	-	3,471,773
Unassigned (deficit)	1,222,906	(197,169)	-	(260,684)	765,053
Total fund balances.	<u>4,998,952</u>	<u>(197,169)</u>	<u>2,392,491</u>	<u>5,007,392</u>	<u>12,201,666</u>
Total liabilities, deferred inflows of resources and fund balances.	<u>\$ 12,291,574</u>	<u>\$ 1,871,317</u>	<u>\$ 3,853,837</u>	<u>\$ 6,488,169</u>	<u>\$ 24,504,897</u>

SEE ACCOMPANYING NOTES TO THE BASIC FINANCIAL STATEMENTS

CITY OF STOW, OHIO

*RECONCILIATION OF TOTAL GOVERNMENTAL FUND BALANCES TO
NET POSITION OF GOVERNMENTAL ACTIVITIES
DECEMBER 31, 2012*

Total governmental fund balances		\$	12,201,666
<i>Amounts reported for governmental activities on the statement of net position are different because:</i>			
Capital assets used in governmental activities are not financial resources and therefore are not reported in the funds.			64,212,384
Other long-term assets are not available to pay for current-period expenditures and therefore are deferred inflows in the funds.			
Income taxes receivable	\$	623,789	
Real and other taxes receivable		340,464	
Intergovernmental receivable		1,243,753	
Accrued interest receivable		12,477	
Total		12,477	2,220,483
Long-term liabilities, including bonds payable, are not due and payable in the current period and therefore are not reported in the funds.			
Compensated absences		(4,602,764)	
Capital lease payable		(803,451)	
General obligation bonds payable		(14,024,129)	
Construction notes payable		(5,575,000)	
Total		(25,005,344)	(25,005,344)
Accrued interest payable is not due and payable in the current period and therefore is not reported in the funds.			(86,424)
Unamortized deferred amounts on refundings are not recognized in the governmental funds.			197,701
Unamortized premiums on bond issuances are not recognized in the funds.			(186,899)
Internal service funds are used by management to charge the costs of insurance to individual funds. The assets and liabilities of the internal service funds are included in governmental activities in the statement of net position.			866,082
An internal balance is recorded in governmental activities to reflect underpayments to the internal service funds by the business-type activities.			7,208
Net position of governmental activities		\$	54,426,857

SEE ACCOMPANYING NOTES TO THE BASIC FINANCIAL STATEMENTS

CITY OF STOW, OHIO

*STATEMENT OF REVENUES, EXPENDITURES AND CHANGES IN FUND BALANCES
GOVERNMENTAL FUNDS
FOR THE YEAR ENDED DECEMBER 31, 2012*

	<u>General</u>	<u>EMS/Fire Tax Levy</u>	<u>General Capital Improvements</u>	<u>Other Governmental Funds</u>	<u>Total Governmental Funds</u>
Revenues:					
Real and other taxes	\$ 4,579,344	\$ 1,595,832	\$ -	\$ 637,783	\$ 6,812,959
Income taxes	9,270,721	-	1,814,909	2,182,641	13,268,271
Special assessments	9,678	-	18,025	51,711	79,414
Charges for services.	424,318	-	-	680,881	1,105,199
Licenses and permits	832,976	-	-	-	832,976
Fines and forfeitures	2,445,762	-	-	832,596	3,278,358
Intergovernmental.	2,808,356	322,443	2,077,893	2,206,592	7,415,284
Investment income.	64,196	-	-	13,834	78,030
Rent	179,983	-	-	83,806	263,789
Contributions and donations.	11,075	-	15,716	67,992	94,783
Other	236,805	-	34,951	133,671	405,427
Total revenues	<u>20,863,214</u>	<u>1,918,275</u>	<u>3,961,494</u>	<u>6,891,507</u>	<u>33,634,490</u>
Expenditures:					
Current:					
General government	7,423,934	-	-	500,210	7,924,144
Security of persons and property	9,705,888	2,241,577	-	1,321,870	13,269,335
Public health	380,981	-	-	47,862	428,843
Leisure time activities	1,290,188	-	-	45,625	1,335,813
Community and economic development	998,339	-	-	93,436	1,091,775
Transportation	928,883	-	-	1,479,549	2,408,432
Capital outlay	-	579	2,946,663	1,245,309	4,192,551
Debt service:					
Principal retirement.	-	22,490	225,514	687,873	935,877
Interest and fiscal charges	-	8,022	374,953	444,755	827,730
Total expenditures	<u>20,728,213</u>	<u>2,272,668</u>	<u>3,547,130</u>	<u>5,866,489</u>	<u>32,414,500</u>
Excess (deficiency) of revenues over (under) expenditures.	<u>135,001</u>	<u>(354,393)</u>	<u>414,364</u>	<u>1,025,018</u>	<u>1,219,990</u>
Other financing sources (uses):					
Note issuance	-	275,000	5,300,000	-	5,575,000
Refunding of notes	-	-	(6,650,000)	(375,000)	(7,025,000)
Premium on sale of notes	-	3,848	68,229	-	72,077
Transfers in	173,000	101,500	1,157,190	1,616,834	3,048,524
Transfers (out).	<u>(683,228)</u>	<u>-</u>	<u>(267,637)</u>	<u>(2,097,659)</u>	<u>(3,048,524)</u>
Total other financing sources (uses)	<u>(510,228)</u>	<u>380,348</u>	<u>(392,218)</u>	<u>(855,825)</u>	<u>(1,377,923)</u>
Net change in fund balances	(375,227)	25,955	22,146	169,193	(157,933)
Fund balances (deficit) at beginning of year	<u>5,374,179</u>	<u>(223,124)</u>	<u>2,370,345</u>	<u>4,838,199</u>	<u>12,359,599</u>
Fund balances (deficit) at end of year	<u>\$ 4,998,952</u>	<u>\$ (197,169)</u>	<u>\$ 2,392,491</u>	<u>\$ 5,007,392</u>	<u>\$ 12,201,666</u>

SEE ACCOMPANYING NOTES TO THE BASIC FINANCIAL STATEMENTS

CITY OF STOW, OHIO

*RECONCILIATION OF THE STATEMENT OF REVENUES, EXPENDITURES AND CHANGES
IN FUND BALANCES OF GOVERNMENTAL FUNDS TO THE STATEMENT OF ACTIVITIES
FOR THE YEAR ENDED DECEMBER 31, 2012*

Net change in fund balances - total governmental funds		\$ (157,933)
<i>Amounts reported for governmental activities in the statement of activities are different because:</i>		
Government funds report capital outlays as expenditures. However, in the statement of activities, the cost of those assets is allocated over their estimated useful lives as depreciation expense. This is the amount by which depreciation expense exceeded capital outlays in the current period.		
Capital asset additions	\$ 2,648,076	
Current year depreciation	(3,054,369)	
Total		(406,293)
Governmental funds only report the disposal of capital assets to the extent proceeds are received from the sale. In the statement of activities, a gain or loss is reported for each disposal.		
		(238,685)
Revenues in the statement of activities that do not provide current financial resources are not reported as revenues in the funds.		
Delinquent property taxes	(63,193)	
Intergovernmental	(80,069)	
Municipal income taxes	172,258	
Interest	(39,079)	
Total		(10,083)
Repayment of long-term debt is an expenditure in the governmental funds, but the repayment reduces long-term liabilities in the statement of net position.		
		935,877
Refunding of notes is an other financing use in the governmental funds, but the payment reduces long-term liabilities in the statement of net position		
		7,025,000
In the statement of activities, interest is accrued on outstanding bonds, whereas in governmental funds, interest is expensed when due.		
Accrued interest	34,806	
Unamortized charges	(32,950)	
Bond premium	8,734	
Total		10,590
The issuance of notes is recorded as revenue in the funds, however, in the statement of activities, notes are not reported as other financing sources as they increase liabilities on the statement of net position.		
		(5,575,000)
Some expenses, such as compensated absences, reported in the statement of activities do not require the use of financial resources and therefore are not reported as expenditures in governmental funds.		
		(9,008)
Internal service funds used by management to charge the cost of insurance, to individual funds are not reported in the expenditures and related internal service fund revenues are eliminated. The net revenue of the internal service funds is allocated among the governmental activities.		
		(106,195)
Change in net position of governmental activities		<u>\$ 1,468,270</u>

SEE ACCOMPANYING NOTES TO THE BASIC FINANCIAL STATEMENTS

CITY OF STOW, OHIO

*STATEMENT OF REVENUES, EXPENDITURES AND CHANGES IN
FUND BALANCE - BUDGET AND ACTUAL (NON-GAAP BUDGETARY BASIS)
GENERAL FUND
FOR THE YEAR ENDED DECEMBER 31, 2012*

	<u>Budgeted Amounts</u>			Variance with Final Budget Positive (Negative)
	<u>Original</u>	<u>Final</u>	<u>Actual</u>	
Revenues:				
Property and other taxes	\$ 4,613,129	\$ 4,613,129	\$ 4,579,344	\$ (33,785)
Income taxes	8,441,836	8,441,836	9,255,952	814,116
Special assessments	41,832	41,832	9,678	(32,154)
Charges for services	554,000	554,000	424,113	(129,887)
Licenses and permits.	983,100	983,100	832,976	(150,124)
Fines and forfeitures.	2,736,000	2,736,000	2,479,373	(256,627)
Intergovernmental	3,231,039	3,231,039	2,909,252	(321,787)
Investment income	125,000	125,000	88,155	(36,845)
Rent	250,100	250,100	179,983	(70,117)
Contributions and donations.	15,000	15,000	11,075	(3,925)
Other	527,625	527,625	331,981	(195,644)
Total revenues	<u>21,518,661</u>	<u>21,518,661</u>	<u>21,101,882</u>	<u>(416,779)</u>
Expenditures:				
Current:				
General government	9,311,515	9,311,515	7,599,485	1,712,030
Security of persons and property.	10,116,529	10,116,529	9,912,044	204,485
Public health	378,508	378,508	378,268	240
Leisure time activities.	1,465,000	1,465,000	1,404,844	60,156
Community and economic environment	1,037,355	1,037,355	1,019,096	18,259
Transportation	1,090,820	1,090,820	916,005	174,815
Total expenditures	<u>23,399,727</u>	<u>23,399,727</u>	<u>21,229,742</u>	<u>2,169,985</u>
Excess of revenues over expenditures	<u>(1,881,066)</u>	<u>(1,881,066)</u>	<u>(127,860)</u>	<u>1,753,206</u>
Other financing sources (uses):				
Transfers in	400,000	400,000	173,000	(227,000)
Transfers out	(693,228)	(693,228)	(693,228)	-
Total other financing sources (uses).	<u>(293,228)</u>	<u>(293,228)</u>	<u>(520,228)</u>	<u>(227,000)</u>
Net change in fund balance	(2,174,294)	(2,174,294)	(648,088)	1,526,206
Fund balance at beginning of year	4,174,785	4,174,785	4,174,785	-
Prior year encumbrances appropriated.	<u>514,559</u>	<u>514,559</u>	<u>514,559</u>	<u>-</u>
Fund balance at end of year	<u>\$ 2,515,050</u>	<u>\$ 2,515,050</u>	<u>\$ 4,041,256</u>	<u>\$ 1,526,206</u>

SEE ACCOMPANYING NOTES TO THE BASIC FINANCIAL STATEMENTS

CITY OF STOW, OHIO

*STATEMENT OF REVENUES, EXPENDITURES AND CHANGES IN
FUND BALANCE - BUDGET AND ACTUAL (NON-GAAP BUDGETARY BASIS)
EMS/FIRE TAX LEVY FUND
FOR THE YEAR ENDED DECEMBER 31, 2012*

	<u>Budgeted Amounts</u>			Variance with Final Budget Positive (Negative)
	<u>Original</u>	<u>Final</u>	<u>Actual</u>	
Revenues:				
Property and other taxes.	\$ 1,611,883	\$ 1,611,883	\$ 1,595,832	\$ (16,051)
Intergovernmental.	526,230	526,230	322,465	(203,765)
Other	<u>2,000</u>	<u>2,000</u>	<u>-</u>	<u>(2,000)</u>
Total revenues.	<u>2,140,113</u>	<u>2,140,113</u>	<u>1,918,297</u>	<u>(221,816)</u>
Expenditures:				
Current:				
Security of persons and property.	2,299,976	2,499,976	2,244,782	255,194
Capital outlay.	579	579	579	-
Debt service:				
Principal retirement	22,490	22,490	22,490	-
Interest and fiscal charges.	<u>6,845</u>	<u>6,845</u>	<u>6,845</u>	<u>-</u>
Total expenditures	<u>2,329,890</u>	<u>2,529,890</u>	<u>2,274,696</u>	<u>255,194</u>
Excess of expenditures over revenues	<u>(189,777)</u>	<u>(389,777)</u>	<u>(356,399)</u>	<u>33,378</u>
Other financing sources (uses):				
Sale of notes.	375,000	375,000	375,000	-
Premium on notes.	-	-	3,848	3,848
Transfers in	<u>45,958</u>	<u>45,958</u>	<u>-</u>	<u>(45,958)</u>
Total other financing sources (uses).	<u>420,958</u>	<u>420,958</u>	<u>378,848</u>	<u>(42,110)</u>
Net change in fund balance	231,181	31,181	22,449	(8,732)
Fund balance at beginning of year	46,298	46,298	46,298	-
Prior year encumbrances appropriated.	<u>3,909</u>	<u>3,909</u>	<u>3,909</u>	<u>-</u>
Fund balance at end of year	<u>\$ 281,388</u>	<u>\$ 81,388</u>	<u>\$ 72,656</u>	<u>\$ (8,732)</u>

SEE ACCOMPANYING NOTES TO THE BASIC FINANCIAL STATEMENTS

CITY OF STOW, OHIO

*STATEMENT OF NET POSITION
PROPRIETARY FUNDS
DECEMBER 31, 2012*

	Business-type Activities - Enterprise Funds				Governmental Activities - Internal Service Funds
	Water	Golf	Storm Water Utility	Total	
Assets:					
Current assets:					
Equity in pooled cash and cash equivalents	\$ 5,909,013	\$ 87,468	\$ 966,382	\$ 6,962,863	\$ 1,365,008
Receivables:					
Income taxes.	-	60,939	-	60,939	-
Accounts.	400,479	-	82,831	483,310	-
Materials and supplies inventory.	229,556	31,129	-	260,685	-
Total current assets	<u>6,539,048</u>	<u>179,536</u>	<u>1,049,213</u>	<u>7,767,797</u>	<u>1,365,008</u>
Noncurrent assets:					
Capital assets:					
Nondepreciable capital assets.	2,011,371	5,115,365	-	7,126,736	-
Depreciable capital assets, net.	21,022,979	207,714	6,798,011	28,028,704	-
Total capital assets, net.	<u>23,034,350</u>	<u>5,323,079</u>	<u>6,798,011</u>	<u>35,155,440</u>	<u>-</u>
Total assets	<u>29,573,398</u>	<u>5,502,615</u>	<u>7,847,224</u>	<u>42,923,237</u>	<u>1,365,008</u>
Liabilities:					
Current liabilities:					
Accounts payable.	51,643	11,822	82,760	146,225	-
Contracts payable.	248,331	-	-	248,331	-
Accrued wages and benefits payable	21,673	958	5,749	28,380	-
Intergovernmental payable	511,421	12,216	6,946	530,583	-
Accrued interest payable	2,993	16,680	-	19,673	-
Claims payable	-	-	-	-	498,926
Note payable	200,000	-	-	200,000	-
Current portion of compensated absences.	35,832	-	14,496	50,328	-
Current portion of general obligation bonds	15,530	165,000	-	180,530	-
Current portion of OPWC loan	11,584	-	-	11,584	-
Current portion of capital lease obligation	-	-	47,530	47,530	-
Total current liabilities	<u>1,099,007</u>	<u>206,676</u>	<u>157,481</u>	<u>1,463,164</u>	<u>498,926</u>
Long-term liabilities:					
Compensated absences.	157,903	-	56,749	214,652	-
General obligation bonds.	483,814	4,793,108	-	5,276,922	-
OPWC loan	144,808	-	-	144,808	-
Loans from other funds.	150,000	-	-	150,000	-
Capital lease obligation	-	-	180,607	180,607	-
Total long-term liabilities.	<u>936,525</u>	<u>4,793,108</u>	<u>237,356</u>	<u>5,966,989</u>	<u>-</u>
Total liabilities.	<u>2,035,532</u>	<u>4,999,784</u>	<u>394,837</u>	<u>7,430,153</u>	<u>498,926</u>
Net position:					
Net investment in capital assets	22,178,614	364,971	6,569,874	29,113,459	-
Unrestricted	5,359,252	137,860	882,513	6,379,625	866,082
Total net position	<u>\$ 27,537,866</u>	<u>\$ 502,831</u>	<u>\$ 7,452,387</u>	<u>35,493,084</u>	<u>\$ 866,082</u>
Adjustment to reflect the consolidation of the internal service funds activities related to enterprise funds.				(7,208)	
Net position of business-type activities				<u>\$ 35,485,876</u>	

SEE ACCOMPANYING NOTES TO THE BASIC FINANCIAL STATEMENTS

CITY OF STOW, OHIO

*STATEMENT OF REVENUES, EXPENSES AND
CHANGES IN NET POSITION
PROPRIETARY FUNDS
FOR THE YEAR ENDED DECEMBER 31, 2012*

	Business-type Activities - Enterprise Funds				Governmental Activities - Internal Service Funds
	Water	Golf	Storm Water Utility	Total	
Operating revenues:					
Charges for services	\$ 5,225,474	\$ 806,780	\$ 799,456	\$ 6,831,710	\$ 2,587,112
Tap-in fees.	18,470	-	-	18,470	-
Other operating revenues	85,942	129,279	24,939	240,160	762,346
Total operating revenues.	<u>5,329,886</u>	<u>936,059</u>	<u>824,395</u>	<u>7,090,340</u>	<u>3,349,458</u>
Operating expenses:					
Personal services	1,042,277	420,213	301,919	1,764,409	-
Contract services.	2,554,313	84,809	204,488	2,843,610	321,173
Materials and supplies.	43,362	290,218	24,817	358,397	-
Claims expense	-	-	-	-	3,120,136
Depreciation.	370,696	5,410	303,962	680,068	-
Other	3,180	-	-	3,180	-
Total operating expenses.	<u>4,013,828</u>	<u>800,650</u>	<u>835,186</u>	<u>5,649,664</u>	<u>3,441,309</u>
Operating income (loss)	<u>1,316,058</u>	<u>135,409</u>	<u>(10,791)</u>	<u>1,440,676</u>	<u>(91,851)</u>
Nonoperating revenues (expenses):					
Income taxes.	-	369,843	-	369,843	-
Special assessments	5,942	-	21,275	27,217	-
Interest and fiscal charges	(22,676)	(208,211)	(11,629)	(242,516)	-
Total nonoperating revenues (expenses). . .	<u>(16,734)</u>	<u>161,632</u>	<u>9,646</u>	<u>154,544</u>	<u>-</u>
Income (loss) before contributions and transfers	1,299,324	297,041	(1,145)	1,595,220	(91,851)
Transfer in	-	-	24,025	24,025	-
Transfer out	(24,025)	-	-	(24,025)	-
Capital contributions.	328,040	-	353,651	681,691	-
Change in net position	1,603,339	297,041	376,531	2,276,911	(91,851)
Net position at beginning of year (restated).	<u>25,934,527</u>	<u>205,790</u>	<u>7,075,856</u>		<u>957,933</u>
Net position at end of year	<u>\$ 27,537,866</u>	<u>\$ 502,831</u>	<u>\$ 7,452,387</u>		<u>\$ 866,082</u>
Adjustment to reflect the consolidation of internal service funds activities related to enterprise funds.				<u>14,344</u>	
Change in net position of business-type activities.				<u>\$ 2,291,255</u>	

SEE ACCOMPANYING NOTES TO THE BASIC FINANCIAL STATEMENTS

CITY OF STOW, OHIO

*STATEMENT OF CASH FLOWS
PROPRIETARY FUNDS
FOR THE YEAR ENDED DECEMBER 31, 2012*

	Business-type Activities - Enterprise Funds				Governmental Activities - Internal Service Funds
	Water	Golf	Storm Water Utility	Total	
Cash flows from operating activities:					
Cash received from customers.	\$ 5,214,320	\$ 806,780	\$ 801,755	\$ 6,822,855	\$ 2,587,112
Cash received from tap-in fees.	18,470	-	-	18,470	-
Cash received from other operations.	85,942	129,279	31,339	246,560	788,668
Cash payments for personal services.	(1,028,434)	(419,564)	(263,509)	(1,711,507)	-
Cash payments for contract services	(2,514,846)	(84,267)	(138,929)	(2,738,042)	(321,173)
Cash payments for materials and supplies	(123,573)	(300,509)	(23,358)	(447,440)	-
Cash payments for claims	-	-	-	-	(3,141,597)
Net cash provided by (used in) operating activities	1,651,879	131,719	407,298	2,190,896	(86,990)
Cash flows from noncapital financing activities:					
Income taxes	-	371,340	-	371,340	-
Net cash provided by noncapital financing activities	-	371,340	-	371,340	-
Cash flows from capital and related financing activities:					
Acquisition of capital assets	(1,028,193)	(73,248)	(33,194)	(1,134,635)	-
Special assessments	5,942	-	21,275	27,217	-
Intergovernmental	328,040	-	-	328,040	-
Principal retirement	(626,438)	(160,000)	(45,567)	(832,005)	-
Interest and fiscal charges	(29,764)	(212,321)	(11,629)	(253,714)	-
Note issuance	200,000	-	-	200,000	-
Premium on notes	2,052	-	-	2,052	-
Net cash used in capital and related financing activities	(1,148,361)	(445,569)	(69,115)	(1,663,045)	-
Net increase (decrease) in cash and cash equivalents.	503,518	57,490	338,183	899,191	(86,990)
Cash and cash equivalents at beginning of year . . .	5,405,495	29,978	628,199	6,063,672	1,451,998
Cash and cash equivalents at end of year	\$ 5,909,013	\$ 87,468	\$ 966,382	\$ 6,962,863	\$ 1,365,008

-- Continued

CITY OF STOW, OHIO

*STATEMENT OF CASH FLOWS
 PROPRIETARY FUNDS (CONTINUED)
 FOR THE YEAR ENDED DECEMBER 31, 2012*

	Business-type Activities - Enterprise Funds				Governmental Activities - Internal Service Funds
	Water	Golf	Storm Water Utility	Total	
Reconciliation of operating income (loss) to net cash provided by (used in) operating activities:					
Operating income (loss)	\$ 1,316,058	\$ 135,409	\$ (10,791)	\$ 1,440,676	\$ (91,851)
Adjustments:					
Depreciation.	370,696	5,410	303,962	680,068	-
Changes in assets and liabilities:					
(Increase) in materials and supplies inventory.	(91,045)	(3,451)	-	(94,496)	-
Decrease (increase) in accounts receivable	(7,974)		8,699	725	26,322
Increase (decrease) in accounts payable	(754)	(6,542)	67,662	60,366	-
Increase (decrease) in accrued wages and benefits.	2,154	(406)	1,270	3,018	-
Increase in intergovernmental payable.	53,092	1,299	42	54,433	-
Increase in compensated absences payable	9,652	-	36,454	46,106	-
(Decrease) in claims payable.	-	-	-	-	(21,461)
Net cash provided by (used in) operating activities	<u>\$ 1,651,879</u>	<u>\$ 131,719</u>	<u>\$ 407,298</u>	<u>\$ 2,190,896</u>	<u>\$ (86,990)</u>

Non-Cash Transactions:

During 2012 and 2011, the Water fund purchased \$248,331 and \$27,607, respectively, of capital assets on account.
 During 2011, the Storm Water Utility fund purchased \$33,194 of capital assets on account.
 The Storm Water Utility fund received \$353,651 and \$24,025 in capital contributions from governmental activities and business-type activities, respectively, during 2012.

SEE ACCOMPANYING NOTES TO THE BASIC FINANCIAL STATEMENTS

CITY OF STOW, OHIO

*STATEMENT OF FIDUCIARY NET POSITION
FIDUCIARY FUNDS
DECEMBER 31, 2012*

	<u>Private-Purpose Trust</u>	<u>Agency</u>
Assets:		
Current assets:		
Equity in pooled cash and cash equivalents . . .	\$ 1,286	\$ 625,135
Cash in segregated accounts.	-	501,687
Receivables:		
Accounts	-	2,122
Total assets.	<u>1,286</u>	<u>\$ 1,128,944</u>
Liabilities:		
Current liabilities:		
Intergovernmental payable	\$ -	\$ 201,730
Deposits held and due to others.	-	22,837
Undistributed monies	-	904,377
Total liabilities.	<u>-</u>	<u>\$ 1,128,944</u>
Net position:		
Held in trust	<u>1,286</u>	
Total net position	<u>\$ 1,286</u>	

SEE ACCOMPANYING NOTES TO THE BASIC FINANCIAL STATEMENTS

CITY OF STOW, OHIO

*STATEMENT OF CHANGES IN FIDUCIARY NET POSITION
FIDUCIARY FUNDS
FOR THE YEAR ENDED DECEMBER 31, 2012*

	Private-Purpose Trust
Net position at beginning of year.	<u>\$ 1,286</u>
Net position at end of year	<u><u>\$ 1,286</u></u>

SEE ACCOMPANYING NOTES TO THE BASIC FINANCIAL STATEMENTS

THIS PAGE IS INTENTIONALLY LEFT BLANK

CITY OF STOW, OHIO

NOTES TO THE BASIC FINANCIAL STATEMENTS FOR THE YEAR ENDED DECEMBER 31, 2012

NOTE 1 - DESCRIPTION OF THE CITY

The City of Stow, Ohio, (the "City") is a home rule municipal corporation which was established under the laws of the State of Ohio and operates under its own charter. The current charter, which provides for a Mayor/Council form of government, was adopted in 1958 and became effective January 2, 1960. Amendments to the charter have been approved by the electorate in 1965, 1968, 1970, 1972, 1975, 1980, 1985, 1990, 1991, 1997, 1998, 2000, 2002, 2005 and 2010.

The City provides various services and consists of many different activities and smaller accounting entities which include police, fire-fighting and EMS forces, street and highway maintenance, building and zoning inspection, comprehensive community planning, various general government services and a water distribution system. The City offers numerous parks and recreation programs and operates a park system, a golf course, three municipal cemeteries and a group of rental lodges available for public or private events.

NOTE 2 - SUMMARY OF SIGNIFICANT ACCOUNTING POLICIES

The basic financial statements (BFS) of the City have been prepared in conformity with accounting principles generally accepted in the United States of America (GAAP) as applied to local governmental units. The Governmental Accounting Standards Board (GASB) is the accepted standard-setting body for establishing governmental accounting and financial principles. The City's significant accounting policies are described below.

A. Reporting Entity

A reporting entity is comprised of the primary government, component units and other organizations that are included to ensure that the financial statements are not misleading. The primary government of the City consists of all funds, departments, boards, agencies and commissions that are not legally separate from the City.

Component units are legally separate organizations for which the City is financially accountable. The City is financially accountable for an organization if the City appoints a voting majority of the organization's Governing Board and (1) the City is able to significantly influence the programs or services performed or provided by the organization; or (2) the City is legally entitled to or can otherwise access the organization's resources; (3) the City is legally obligated or has otherwise assumed the responsibility to finance deficits of, or provide financial support to, the organization; (4) or the City is obligated for the debt of the organization. Component units may also include organizations for which the City approves the budget, the issuance of debt, or the levying of taxes. Certain organizations are also included as component units if the nature and significance of the relationship between the primary government and the organization is such that exclusion by the primary government would render the primary governments financial statements incomplete or misleading. The City has one component unit.

Stow Community Improvement Corporation (CIC) - The Stow Community Improvement Corporation was formed pursuant to Ohio Revised Code Section 1724. The Articles of Incorporation were approved on November 8, 1985. The CIC was designated as a not-for-profit agency of the City for advancing, encouraging and promoting the industrial, economic, commercial, and civic development of Stow and the surrounding territory surrounding Stow.

The Board of Trustees consists of nineteen members, which include the Mayor, Director of Planning and Development, Director of Finance, Law Director, City Council President, City Council Finance Committee Chairperson, Stow-Munroe Falls School District Treasurer or Designee, and City Council Chairperson. Trustees also include at least one representative of each of the following categories: private citizens, small business, commerce, industry, civic organizations, and financial institution.

CITY OF STOW, OHIO

NOTES TO THE BASIC FINANCIAL STATEMENTS FOR THE YEAR ENDED DECEMBER 31, 2012

NOTE 2 - SUMMARY OF SIGNIFICANT ACCOUNTING POLICIES - (Continued)

The CIC operates independently, but with oversight by the City, which includes City Council approval of the CIC's annual budget. The CIC has the authority to expend its funds as it determines within the approved budget. The City is the primary source of funding for the CIC (in most years, the City provides the CIC's entire funding allocation). If the CIC developed its own funding sources, its independence would increase. No debt would be issued by the CIC without the concurrence of the City. The CIC has no taxing authority. The City does not appoint a majority of the Board of Trustees and the CIC does not provide services entirely or almost entirely to the City.

Financial statements can be obtained from the Director of Finance, Stow Community Improvement Corporation, 3760 Darrow Road, Stow, Ohio 44224. Information relative to the component unit is presented in Note 22.

B. Basis of Presentation - Fund Accounting

The City's BFS consist of government-wide statements, including a statement of net position and a statement of activities and fund financial statements which provide a more detailed level of financial information.

Government-wide Financial Statements - The statement of net position and the statement of activities display information about the City as a whole. These statements include the financial activities of the primary government, except for fiduciary funds. The activities of the internal service funds are eliminated to avoid "doubling up" revenues and expenses. The statements distinguish between those activities of the City that are governmental and those that are considered business-type activities.

The statement of net position presents the financial condition of the governmental and business-type activities of the City at year end. The statement of activities presents a comparison between direct expenses and program revenues for each program or function of the City's governmental activities and for the business-type activities of the City. Direct expenses are those that are specifically associated with a service, program or department and therefore clearly identifiable to a particular function. Program revenues include charges paid by the recipient of the goods or services offered by the program, grants and contributions that are restricted to meeting the operational or capital requirements of a particular program and interest earned on grants that is required to be used to support a particular program. Revenues which are not classified as program revenues are presented as general revenues of the City, with certain limited exceptions. The comparison of direct expenses with program revenues identifies the extent to which each business segment or governmental functions are self-financing or draw from the general revenues of the City.

Fund Financial Statements - During the year, the City segregates transactions related to certain City functions or activities in separate funds in order to aid financial management and to demonstrate legal compliance. Fund financial statements are designed to present financial information of the City at this more detailed level. The focus of governmental and enterprise fund financial statements is on major funds. Each major fund is presented in a separate column. Nonmajor funds are aggregated and presented in a single column. The internal service funds are presented in a single column on the face of the proprietary fund financial statements. Fiduciary funds are reported by type.

CITY OF STOW, OHIO

NOTES TO THE BASIC FINANCIAL STATEMENTS FOR THE YEAR ENDED DECEMBER 31, 2012

NOTE 2 - SUMMARY OF SIGNIFICANT ACCOUNTING POLICIES - (Continued)

Proprietary funds distinguish operating revenues and expenses from nonoperating items. Operating revenues and expenses generally result from providing services and producing and delivering goods in connection with a proprietary fund's principal ongoing operation. The principal operating revenues of the City's proprietary funds are charges for services. Operating expenses for the enterprise funds include personnel and other expenses related to water, golf course and storm water operations and operating expenses for the internal service funds include claims and administrative expenses. All revenues and expenses not meeting these definitions are reported as nonoperating revenues and expenses.

C. Fund Accounting

The City uses funds to maintain its financial records during the year. A fund is defined as a fiscal and accounting entity with a self balancing set of accounts. There are three categories of funds: governmental, proprietary and fiduciary. The following categories are used by the City:

Governmental Funds - Governmental funds are those through which most governmental functions typically are financed. Governmental fund reporting focuses on the sources, uses and balances of current financial resources. Expendable assets are assigned to the various governmental funds according to the purposes for which they may or must be used. Current liabilities are assigned to the fund from which they will be paid. The difference between governmental fund assets and liabilities is reported as fund balance. The following are the City's major governmental funds:

General fund - The general fund is used to account for and report all financial resources not accounted for and reported in another fund. The general fund balance is available to the City for any purpose provided it is expended or transferred according to the charter of the City of Stow and/or the general laws of Ohio.

EMS/fire tax levy fund - The EMS/fire tax levy fund is a special revenue fund that accounts for proceeds of levy money that is legally restricted to expenditures to provide EMS and fire protection services.

General capital improvements fund - The general capital improvements fund accounts for the portion of municipal income tax designated by Council for the purpose of improving, constructing, maintaining, and purchasing the capital items necessary to enhance the operation of the City.

Other governmental funds of the City are used to account for (a) specific revenue sources that are restricted or committed to expenditures for specified purposes other than debt service or capital projects and (b) financial resources that are restricted, committed, or assigned to expenditure for principal and interest.

Proprietary Funds - Proprietary fund reporting focuses on changes in net position, financial position and cash flows. Proprietary funds are classified as either enterprise or internal service.

Enterprise funds - The enterprise funds may be used to account for any activity for which a fee is charged to external users for goods or services. The following are the City's major enterprise funds:

Water fund - This fund accounts for revenues generated from the charges for the treatment and provisions of water to the residents and commercial users of the City.

Golf fund - The golf fund accounts for revenues generated and expenses for the Fox Den golf course.

CITY OF STOW, OHIO

NOTES TO THE BASIC FINANCIAL STATEMENTS FOR THE YEAR ENDED DECEMBER 31, 2012

NOTE 2 - SUMMARY OF SIGNIFICANT ACCOUNTING POLICIES - (Continued)

Storm water utility fund - The storm water utility fund accounts for the provision of storm drainage runoff service to the residents and commercial users located within the City.

Internal service fund - Internal service funds account for the financing of services provided by one department or agency to other departments or agencies of the City on a cost-reimbursement basis. The City's internal service funds are the Administrative Insurance fund and the Self-Insurance fund which report on the administrative costs and the payments of premiums and claims for healthcare.

Fiduciary Funds - Fiduciary fund reporting focuses on net position and changes in net position. The fiduciary fund category is split into four classifications: pension trust funds, investment trust funds, private-purpose trust funds and agency funds. Trust funds are used to account for assets held by the City under a trust agreement for individuals, private organizations, or other governments and are therefore not available to support the City's own programs. The City's trust funds are private-purpose trust funds established to account for funds bequeathed and donated to the City for the Wells Perkins cemetery, scholarships and Stow seniors commission. The City's agency funds are purely custodial (assets equal liabilities) and thus do not involve measurement of results of operations. The City's agency funds account for building permit fees collected on behalf of the State, municipal court collections that are distributed to various local governments, performance bonds pledged by contractors, a flexible spending plan and money on deposit with the Stow Municipal Court. The City does not have pension trust funds or investment trust funds.

D. Measurement Focus

Government-wide Financial Statements - The government-wide financial statements are prepared using the economic resources measurement focus. All non-fiduciary assets and all liabilities associated with the operation of the City are included on the statement of net position. The statement of activities presents increases (e.g. revenues) and decreases (e.g. expenses) in total net position.

Fund Financial Statements - All governmental funds are accounted for using a flow of current financial resources measurement focus. With this measurement focus, only current assets and current liabilities generally are included on the balance sheet. The statement of revenues, expenditures and changes in fund balances reports on the sources (i.e., revenues and other financing sources) and uses (i.e., expenditures and other financing uses) of current financial resources. This approach differs from the manner in which the governmental activities of the government-wide financial statements are prepared. Governmental fund financial statements therefore include a reconciliation with brief explanations to better identify the relationship between the government-wide statements and the financial statements for governmental funds.

Like the government-wide statements, all proprietary funds are accounted for on a flow of economic resources measurement focus. All assets and all liabilities associated with the operation of these funds are included on the statement of net position. The statement of changes in fund net position presents increases (i.e., revenues) and decreases (i.e., expenses) in total net position. The statement of cash flows provides information about how the City finances and meets the cash flow needs of its proprietary activities. The private-purpose trust fund is accounted for using the flow of economic resources measurement focus.

The agency funds do not report on a measurement focus as they do not report operations.

CITY OF STOW, OHIO

NOTES TO THE BASIC FINANCIAL STATEMENTS FOR THE YEAR ENDED DECEMBER 31, 2012

NOTE 2 - SUMMARY OF SIGNIFICANT ACCOUNTING POLICIES - (Continued)

E. Basis of Accounting

Basis of accounting determines when transactions are recorded in the financial records and reported on the financial statements. Government-wide financial statements are prepared using the accrual basis of accounting. Governmental funds use the modified accrual basis of accounting. Proprietary and fiduciary funds also use the accrual basis of accounting. Differences in the accrual and modified accrual basis of accounting arise in the recognition of revenue, the recording of deferred inflows and outflows, and in the presentation of expenses versus expenditures.

Revenues - Exchange and Nonexchange Transactions - Revenue resulting from exchange transactions, in which each party gives and receives essentially equal value, is recorded on the accrual basis when the exchange takes place. On a modified accrual basis, revenue is recorded in the fiscal year in which the resources are measurable and become available. Available means that the resources will be collected within the current fiscal year or are expected to be collected soon enough thereafter to be used to pay liabilities of the current fiscal year. For the City, available means expected to be received within sixty days of year-end.

Nonexchange transactions, in which the City receives value without directly giving equal value in return, include income taxes, property taxes, grants, entitlements and donations. On an accrual basis, revenue from income taxes is recognized in the period in which the income is earned (See Note 8). Revenue from property taxes is recognized in the year for which the taxes are levied (See Note 7). Revenue from grants, entitlements and donations is recognized in the year in which all eligibility requirements have been satisfied. Eligibility requirements include timing requirements, which specify the year when the resources are required to be used or the year when use is first permitted, matching requirements, in which the City must provide local resources to be used for a specified purpose, and expenditure requirements, in which the resources are provided to the City on a reimbursement basis. On a modified accrual basis, revenue from nonexchange transactions must also be available before it can be recognized.

Under the modified accrual basis, the following revenue sources are considered to be both measurable and available at year end: income tax, State-levied locally shared taxes (including gasoline tax, local government funds and permissive tax), interest, grants, fees and rentals.

Deferred Inflows of Resources and Deferred Outflows of Resources - A deferred inflow of resources is an acquisition of net position by the City that is applicable to a future reporting period. A deferred outflow of resources is a consumption of net position by the City that is applicable to a future reporting period.

Property taxes for which there is an enforceable legal claim as of December 31, 2012, but which were levied to finance year 2013 operations, and other revenues received in advance of the year for which they were intended to finance, have been recorded as deferred inflows. Income taxes and special assessments not received within the available period, grants and entitlements received before the eligibility requirements are met, and delinquent property taxes due at December 31, 2012, are recorded as deferred inflows in governmental funds.

On governmental fund financial statements, receivables that will not be collected within the available period have been reported as a deferred inflow.

Expenses/Expenditures - On the accrual basis of accounting, expenses are recognized at the time they are incurred.

CITY OF STOW, OHIO

NOTES TO THE BASIC FINANCIAL STATEMENTS FOR THE YEAR ENDED DECEMBER 31, 2012

NOTE 2 - SUMMARY OF SIGNIFICANT ACCOUNTING POLICIES - (Continued)

The measurement focus of governmental fund accounting is on decreases in net financial resources (expenditures) rather than expenses. Expenditures are generally recognized in the accounting period in which the related fund liability is incurred, if measurable. Allocations of cost, such as depreciation and amortization, are not recognized in governmental funds.

F. Budgetary Process

The budgetary process is prescribed by provisions of the Ohio Revised Code and entails the preparation of budgetary documents within an established timetable. The major documents prepared are the Tax Budget (or the Alternative Tax Budget as permitted by law), the certificate of estimated resources and the annual appropriation ordinance, all of which are prepared on the budgetary basis of accounting. The certificate of estimated resources and the annual appropriation ordinance are subject to amendment throughout the year with the legal restriction that appropriations cannot exceed estimated resources, as certified. All funds, other than agency funds, are legally required to be budgeted and appropriated. The legal level of budgetary control has been established by Council at the personal services and other object level within each department of each fund. For both the personal services and object levels the Finance Director has been authorized to allocate appropriations within any object level which he maintains on his books.

Estimated Resources - The County Budget Commission determines if the budget substantiates a need to levy all or part of previously authorized taxes and reviews estimated revenue. The Commission certifies its actions to the City by September 1. As part of this certification, the City receives the official certificate of estimated resources, which states the projected revenue of each fund. Prior to December 31, the City must revise its budget so that the total contemplated expenditures from any fund during the ensuing year will not exceed the amount available as stated in the certificate of estimated resources. The revised budget then serves as the basis for the annual appropriation ordinance. On or about January 1, the certificate of estimated resources is amended to include unencumbered fund balances at December 31 of the preceding year. The certificate of estimated resources may be further amended during the year if the Finance Director determines and the Budget Commission agrees that an estimate needs to be either increased or decreased. The amounts reported on the budgetary statements reflect the amounts in the original and final amended official certificate of estimated resources issued during 2012.

Appropriations - For management, a temporary appropriation ordinance to control expenditures may be passed on or about January 1 of each year for the period January 1 to March 31. The Annual Appropriation Ordinance must be passed by April 1 of each year for the period January 1 to December 31. Appropriations by fund must be within the estimated resources as certified by the County Budget Commission and the total of expenditures and encumbrances may not exceed the appropriations at any level of control.

Any revisions that alter the appropriations of the legal level of budgetary control within a fund must first be approved by City Council. Council may pass supplemental fund appropriations so long as the total appropriations by fund do not exceed the amounts set forth in the most recent certificate of estimated resources.

Formal budgetary integration is employed as a management control device during the year for all funds consistent with statutory provisions. Appropriation amounts are as originally adopted, or as amended by City Council throughout the year by supplemental appropriations which either reallocate or increase the original appropriation amounts. During the year, supplemental appropriation measures were legally enacted; however, none of these amendments were significant. The budgetary figures which appear in the statements of budgetary comparisons represent the original and final appropriation amounts, including all amendments and modifications.

CITY OF STOW, OHIO

NOTES TO THE BASIC FINANCIAL STATEMENTS FOR THE YEAR ENDED DECEMBER 31, 2012

NOTE 2 - SUMMARY OF SIGNIFICANT ACCOUNTING POLICIES - (Continued)

Encumbrances - As part of formal budgetary control, purchase orders, contracts and other commitments for the expenditure of monies are recorded as the equivalent of expenditures on the non-GAAP budgetary basis in order to reserve that portion of the applicable appropriation and to determine and maintain legal compliance. The Ohio Revised Code prohibits expenditures plus encumbrances from exceeding appropriations at the legal level of budgetary control. On the GAAP basis, encumbrances outstanding at year end are reported as assigned, committed, or restricted fund balances for subsequent-year expenditures for governmental funds.

Lapsing of Appropriations - At the close of each year, the unencumbered balance of each appropriation reverts to the respective fund from which it was appropriated and becomes subject to future appropriations. The encumbered appropriation balance is carried forward to the succeeding year and is not reappropriated.

G. Cash, Cash Equivalents and Investments

To improve cash management, cash received by the City is pooled. Monies for all funds, including proprietary funds, are maintained in this pool. Individual fund integrity is maintained through the City's records. Each fund's interest in the pool is presented as "equity in pooled cash and cash equivalents" on the financial statements.

During 2012, investments were limited to the State Treasury Asset Reserve of Ohio (STAR Ohio), repurchase agreements, and federal agency securities.

Except for nonparticipating investment contracts, investments are reported at fair value which is based on quoted market prices. Nonparticipating investment contracts such as repurchase agreements are reported at cost.

STAR Ohio is an investment pool managed by the State Treasurer's Office which allows governments within the State to pool their funds for investment purposes. STAR Ohio is not registered with the SEC as an investment company, but does operate in a manner consistent with Rule 2a7 of the Investment Company Act of 1940. Investments in STAR Ohio are valued at STAR Ohio's shares price which is the price the investment could be sold for on December 31, 2012.

Following Ohio statutes, the City has, by resolution, specified the funds to receive an allocation of interest earnings. Interest revenue credited to the general fund during 2012 amounted to \$64,196 of which \$50,461 was assigned from other City funds.

For purposes of the statement of cash flows and for presentation on the statement of net position, investments of the cash management pool and investments with original maturities of three months or less at the time they are purchased by the City, are considered to be cash equivalents. Investments with maturities greater than three months at the time of purchase are reported as investments. An analysis of the City's investment account at year end is provided in Note 4.

H. Interfund Balances

On fund financial statements, long-term interfund loans are classified as "loans to/from other funds". These amounts are eliminated in the governmental and business-type activities columns of the statement of net position, except for any net residual amounts due between governmental and business-type activities, which are presented as internal balances.

CITY OF STOW, OHIO

*NOTES TO THE BASIC FINANCIAL STATEMENTS
FOR THE YEAR ENDED DECEMBER 31, 2012*

NOTE 2 - SUMMARY OF SIGNIFICANT ACCOUNTING POLICIES - (Continued)

I. Inventory

Inventories of all funds are stated at cost which is determined on a first-in, first-out basis. Inventory in governmental funds consists of expendable supplies held for consumption. The cost of inventory items is recorded as expenditures in the governmental fund types and as expenses in the proprietary fund type.

J. Capital Assets

General capital assets are those assets not specifically related to activities reported in the proprietary funds. These assets generally result from expenditures in the governmental funds. These assets are reported in the governmental activities column of the government-wide statement of net position, but are not reported in the fund financial statements. Capital assets utilized by the proprietary funds are reported both in the business-type activities column of the government-wide statement of net position and in the respective funds.

All capital assets are capitalized at cost (or estimated historical cost) and updated for additions and retirements during the year. The City was able to estimate the historical cost for the initial reporting of infrastructure by back trending (i.e. estimating the current replacement cost of the infrastructure to be capitalized and using an appropriate price-level index to deflate the cost of the acquisition year or estimated acquisition year). Donated capital assets are recorded at their fair market values as of the date received. The City maintains a capitalization threshold of \$5,000. The City's infrastructure consists of bridges, culverts, curbs, storm sewers, streets, irrigation systems, water and sewer lines and infrastructure acquired December 31, 1980 and later. Improvements are capitalized; the costs of normal maintenance and repairs that do not add to the value of the asset or materially extend an asset's life are not. Interest incurred during the construction of capital assets is also capitalized for business-type activities.

All reported capital assets are depreciated except for land and construction in progress. Improvements are depreciated over the remaining useful lives of the related capital assets. Useful lives for infrastructure were estimated based on the City's historical records of necessary improvements and replacement. Depreciation is computed using the straight-line method over the following useful lives:

Description	Governmental Activities Estimated Lives	Business-Type Activities Estimated Lives
Buildings and improvements	4 to 50 years	4 to 50 years
Infrastructure	20 to 75 years	20 to 75 years
Equipment, furniture and fixtures	3 to 15 years	3 to 15 years
Vehicles	15 years	15 years

K. Compensated Absences

Vacation benefits are accrued as a liability as the benefits are earned if the employee's rights to receive compensation are attributable to services already rendered and it is probable that the City will compensate the employees for the benefits through paid time off or some other means. The City records a liability for accumulated unused vacation time when earned for all employees with more than one year of service.

CITY OF STOW, OHIO

NOTES TO THE BASIC FINANCIAL STATEMENTS FOR THE YEAR ENDED DECEMBER 31, 2012

NOTE 2 - SUMMARY OF SIGNIFICANT ACCOUNTING POLICIES - (Continued)

Sick leave benefits are accrued as a liability using the termination method. An accrual for sick leave is made to the extent that it is probable that benefits will result in termination payments. The liability is an estimate based on the City's past experience of making termination payments. In proprietary funds, the entire amount of compensated absences is reported as a fund liability. The entire compensated absence liability is reported on the government-wide financial statements.

For governmental funds, the current portion of unpaid compensated absences is the amount expected to be paid using expendable available resources based upon the occurrence of employee resignations and retirements. These amounts are recorded in the account "compensated absences payable" in the fund from which the employees who have accumulated unpaid leave are paid.

L. Accrued Liabilities and Long-Term Obligations

All payables, accrued liabilities and long-term obligations are reported in the government-wide financial statements, and all payables, accrued liabilities and long-term obligations payable from proprietary funds are reported on the proprietary fund financial statements.

In general, governmental fund payables and accrued liabilities that, once incurred, are paid in a timely manner and in full from current financial resources are reported as obligations of the funds. However, claims and judgments and compensated absences that will be paid from governmental funds are reported as a liability in the fund financial statements only to the extent that they are due for payment during the current year. Bonds, long-term notes and capital leases are recognized as a liability on the governmental fund financial statements when due.

M. Fund Balance

Fund balance is divided into five classifications based primarily on the extent to which the City is bound to observe constraints imposed upon the use of the resources in the governmental funds. The classifications are as follows:

Nonspendable - The nonspendable fund balance classification includes amounts that cannot be spent because they are not in spendable form or legally required to be maintained intact. The "not in spendable form" criterion includes items that are not expected to be converted to cash. It also includes the long-term amount of loans receivable in the general fund.

Restricted - Fund balance is reported as restricted when constraints are placed on the use of resources that are either externally imposed by creditors (such as through debt covenants), grantors, contributors, or laws or regulations of other governments, or imposed by law through constitutional provisions or enabling legislation.

Committed - The committed fund balance classification includes amounts that can be used only for the specific purposes imposed by a formal action (ordinance) of City Council (the highest level of decision making authority). Those committed amounts cannot be used for any other purpose unless City Council removes or changes the specified use by taking the same type of action (ordinance) it employed to previously commit those amounts. Committed fund balance also incorporates contractual obligations to the extent that existing resources in the fund have been specifically committed for use in satisfying those contractual requirements.

CITY OF STOW, OHIO

NOTES TO THE BASIC FINANCIAL STATEMENTS FOR THE YEAR ENDED DECEMBER 31, 2012

NOTE 2 - SUMMARY OF SIGNIFICANT ACCOUNTING POLICIES - (Continued)

Assigned - Amounts in the assigned fund balance classification are intended to be used by the City for specific purposes but do not meet the criteria to be classified as restricted nor committed. In governmental funds other than the general fund, assigned fund balance represents the remaining amount that is not restricted or committed. In the general fund, assigned amounts represent intended uses established by policies of City Council, which includes giving the Finance Director the authority to constrain monies for intended purposes.

Unassigned - Unassigned fund balance is the residual classification for the general fund and includes all spendable amounts not contained in the other classifications. In other governmental funds, the unassigned classification is only used to report a deficit fund balance resulting from overspending for specific purposes for which amounts had been restricted, committed, or assigned.

The City applies restricted resources first when expenditures are incurred for purposes for which restricted and unrestricted (committed, assigned, and unassigned) fund balance is available. Similarly, within unrestricted fund balance, committed amounts are reduced first followed by assigned, and then unassigned amounts when expenditures are incurred for purposes for which amounts in any of the unrestricted fund balance classifications could be used.

N. Net Position

Net position represents the difference between assets plus deferred outflows of resources less liabilities plus deferred inflows of resources. Net investment in capital assets consists of capital assets, net of accumulated depreciation, reduced by the outstanding balances of any borrowing used for the acquisition, construction or improvement of those assets. Net position is reported as restricted when there are limitations imposed on the use of resources either through enabling legislation or through external restrictions imposed by creditors, grantors or laws or regulations of other governments.

The City applies restricted resources first when an expense is incurred for purposes for which both restricted and unrestricted net position is available.

O. Unamortized Bond Premium/Accounting Gain or Loss

Bond premiums are amortized over the term of the bonds using the straight-line method. Bond premiums are presented as an addition to the face amount of the bonds.

For advance refunding resulting in the defeasance of debt, the difference between the reacquisition price and the net carrying amount of the old debt is deferred and amortized as a component of interest expense. This accounting gain or loss is amortized over the remaining life of the old debt or the life of the new debt, whichever is shorter, and is presented as a deferred outflow.

On the governmental fund financial statements, issuance costs, bond premiums, bond discounts, and deferred charges from refunding are recognized in the current period.

P. Operating Revenues and Expenses

Operating revenues are those revenues that are generated directly from the primary activity of the proprietary funds. For the City, these revenues are for water, golf course, storm water utility and self-insurance programs. Operating expenses are necessary costs incurred to provide the goods or services that are the primary activity of the funds. All revenues and expenses not meeting these definitions are reported as non-operating.

CITY OF STOW, OHIO

NOTES TO THE BASIC FINANCIAL STATEMENTS FOR THE YEAR ENDED DECEMBER 31, 2012

NOTE 2 - SUMMARY OF SIGNIFICANT ACCOUNTING POLICIES - (Continued)

Q. Contributions of Capital

Contributions of capital in proprietary fund financial statements arise from outside contributions of capital assets or from grants or outside contributions of resources restricted to capital acquisition and construction and from contributions from governmental funds. During 2012, the storm water utility fund received contributions of capital in the amount of \$353,651 and \$24,025 from governmental activities and the water enterprise fund, respectively. During 2012, the water fund received contributions of capital in the amount of \$328,040 from the State for Issue II Ohio Public Works Commission funding.

R. Interfund Activity

Transfers between governmental and business-type activities on the government-wide statements are reported in the same manner as general revenues.

Exchange transactions between funds are reported as revenues in the seller funds and as expenditures/expenses in the purchaser funds. Flows of cash or goods from one fund to another without a requirement for repayment are reported as interfund transfers. Interfund transfers are reported as other financing sources/uses in governmental funds and after nonoperating revenues/expenses in proprietary funds. Repayments from funds responsible for particular expenditures/expenses to the funds that initially paid for them are not presented on the Basic Financial Statements ("BFS").

S. Extraordinary and Special Items

Extraordinary items are transactions or events that are both unusual in nature and infrequent in occurrence. Special items are transactions or events that are within the control of the City Administration and that are either unusual in nature or infrequent in occurrence. Neither item occurred during 2012.

T. Estimates

The preparation of the BFS in conformity with GAAP requires management to make estimates and assumptions that affect the amounts reported in the BFS and accompanying notes. Actual results may differ from those estimates.

NOTE 3 - ACCOUNTABILITY AND COMPLIANCE

A. Change in Accounting Principles

For 2012, the City has implemented GASB Statement No. 60, "Accounting and Financial Reporting for Service Concession Arrangements", GASB Statement No. 62, "Codification of Accounting and Financial Reporting Guidance Contained in Pre-November 30, 1989 FASB and AICPA pronouncements", GASB Statement No. 63, "Financial Reporting of Deferred Outflows of Resources, Deferred Inflows of Resources, and Net Position", and GASB Statement No. 65, "Items Previously Reported as Assets and Liabilities".

CITY OF STOW, OHIO

*NOTES TO THE BASIC FINANCIAL STATEMENTS
FOR THE YEAR ENDED DECEMBER 31, 2012*

NOTE 3 - ACCOUNTABILITY AND COMPLIANCE - (Continued)

GASB Statement No. 60 addresses issues related to service concession arrangements (SCAs), which are a type of public-private or public-public partnership. An SCA is an arrangement between a transferor (a government) and an operator (governmental or nongovernmental entity) in which (1) the transferor conveys to an operator the right and related obligation to provide services through the use of infrastructure or another public asset (a “facility”) in exchange for significant consideration and (2) the operator collects and is compensated by fees from third parties. The implementation of GASB Statement No. 60 did not have an effect on the financial statements of the City.

GASB Statement No. 62 codifies accounting and financial reporting guidance contained in pre-November 30, 1989 FASB and AICPA pronouncements in an effort to codify all sources of GAAP for State and local governments so that they derive from a single source. The implementation of GASB Statement No. 62 did not have an effect on the financial statements of the City.

GASB Statement No. 63 provides financial and reporting guidance for *deferred outflows of resources* and *deferred inflows of resources* which are financial statement elements that are distinct from assets and liabilities. GASB Statement No. 63 standardizes the presentation of deferred outflows or resources and deferred inflows of resources and their effects on a government’s *net position*. The implementation of GASB Statement No. 63 has changed the presentation of the City’s financial statements to incorporate the concepts of net position, deferred outflows of resources and deferred inflows of resources.

GASB Statement No. 65 establishes accounting and financial reporting standards that reclassify, as *deferred outflows of resources* or *deferred inflows of resources*, certain items that were previously reported as assets and liabilities and recognizes, as outflows of resources or inflows of resources, certain items that were previously reported as assets and liabilities. GASB Statement No. 65 also provides other financial reporting guidance related to the impact of the financial statement elements *deferred outflows of resources* and *deferred inflows of resources*, such as changes in the determination of the major fund calculations and limiting the use of the term *deferred* in financial statement presentations. The implementation of GASB Statement No. 65 had the following effect on the financial statements of the City:

	Governmental Activities	Business-type Activities	Enterprise Funds	
			Water	Golf
Net assets as previously reported	\$ 53,225,085	\$ 33,275,027	\$ 25,943,405	\$ 277,318
Removal of unamortized bond issuance costs	<u>(266,498)</u>	<u>(80,406)</u>	<u>(8,878)</u>	<u>(71,528)</u>
Net position at January 1, 2012	<u>\$ 52,958,587</u>	<u>\$ 33,194,621</u>	<u>\$ 25,934,527</u>	<u>\$ 205,790</u>

CITY OF STOW, OHIO

*NOTES TO THE BASIC FINANCIAL STATEMENTS
FOR THE YEAR ENDED DECEMBER 31, 2012*

NOTE 3 - ACCOUNTABILITY AND COMPLIANCE - (Continued)

B. Deficit Fund Balances

Fund balances/net position, at December 31, 2012 included the following individual fund deficits:

<u>Major governmental fund</u>	<u>Deficit</u>
EMS/Fire tax levy	\$ 197,169
<u>Nonmajor governmental funds</u>	
Police pension and disability	129,649
Fire pension and disability	129,766
COPS grant	1,269

These funds complied with Ohio State law, which does not permit a cash basis deficit at year end. The general fund is liable for any deficit in these funds and provides transfers when cash is required, not when accruals occur.

NOTE 4 - DEPOSITS AND INVESTMENTS

State statutes classify monies held by the City into three categories:

Active deposits are public deposits necessary to meet current demands on the treasury. Such monies must be maintained either as cash in the City Treasury, in commercial accounts payable or withdrawable on demand, including negotiable order of withdrawal (NOW) accounts, or in money market deposit accounts.

Inactive deposits are public deposits that Council has identified as not required for use within the current five year period of designation of depositories. Inactive deposits must either be evidenced by certificates of deposit maturing not later than the end of the current period of designation of depositories, or by savings or deposit accounts including, but not limited to, passbook accounts.

Interim deposits are deposits in interim monies. Interim monies are those monies which are not needed for immediate use, but which will be needed before the end of the current period of designation of depositories. Interim deposits must be evidenced by time certificates of deposit maturing not more than one year from the date of deposit or by savings or deposit accounts including passbook accounts. Interim monies may be deposited or invested in the following securities:

1. United States Treasury Notes, Bills, Bonds, or any other obligation or security issued by the United States Treasury or any other obligation guaranteed as to principal or interest by the United States;
2. Bonds, notes, debentures, or any other obligations or securities issued by any federal government agency or instrumentality, including, but not limited to, the Federal National Mortgage Association, Federal Home Loan Bank, Federal Farm Credit Bank, Federal Home Loan Mortgage Corporation, Government National Mortgage Association, and Student Loan Marketing Association. All federal agency securities shall be direct issuances of federal government agencies or instrumentalities;
3. Written repurchase agreements in the securities listed above provided that the market value of the securities subject to the repurchase agreement must exceed the principal value of the agreement by at least two percent and be marked to market daily, and that the term of the agreement must not exceed thirty days;
4. Bonds and other obligations of the State of Ohio;

CITY OF STOW, OHIO

NOTES TO THE BASIC FINANCIAL STATEMENTS FOR THE YEAR ENDED DECEMBER 31, 2012

NOTE 4 - DEPOSITS AND INVESTMENTS - (Continued)

5. No-load money market mutual funds consisting exclusively of obligations described in items (1) or (2) and repurchase agreements secured by such obligations, provided that investments in securities described in this division are made only through eligible institutions;
6. The State Treasurer's investment pool (STAR Ohio);
7. High grade commercial paper for a period not to exceed 180 days in an amount not to exceed twenty-five percent of the City's interim monies available for investment; and,
8. Bankers acceptances for a period not to exceed 180 days and in an amount not to exceed twenty-five percent of the City's interim monies available for investment.

The City may also invest any monies not required to be used for a period of six months or more in the following:

1. Bonds of the State of Ohio;
2. Bonds of any municipal corporation, village, county, township, or other political subdivision of this State, as to which there is no default of principal, interest or coupons;
3. Obligations of the City.

Protection of the City's deposits is provided by the Federal Deposit Insurance Corporation (FDIC), by eligible securities pledged by the financial institution as security for repayment, by surety company bonds deposited with the finance director by the financial institution or by a single collateral pool established by the financial institution to secure the repayment of all public monies deposited with the institution.

Investments in stripped principal or interest obligations, reverse repurchase agreements and derivatives are prohibited. The issuance of taxable notes for the purpose of arbitrage, the use of leverage and short selling are also prohibited. An investment must mature within five years from the date of purchase unless matched to a specific obligation or debt of the City, and must be purchased with the expectation that it will be held to maturity. Investments may only be made through specified dealers and institutions. Payment for investments may be made only upon delivery of the securities representing the investments to the treasurer or qualified trustee or, if the securities are not represented by a certificate, upon receipt of confirmation of transfer from the custodian.

A. Cash in Segregated Accounts

Cash in Segregated Accounts: At year end, the City had \$501,687 deposited with a financial institution for monies related to the Stow Municipal Court agency fund. This amount is included in the City's depository balance below.

B. Deposits with Financial Institutions

At December 31, 2012, the carrying amount of all City deposits was \$8,152,038, exclusive of the \$3,880,000 repurchase agreement included in investments below. As of December 31, 2012, the City's bank balance was \$8,470,560, of which \$274,334 was exposed to custodial risk as discussed below, while \$8,196,226 was covered by the FDIC.

CITY OF STOW, OHIO

*NOTES TO THE BASIC FINANCIAL STATEMENTS
FOR THE YEAR ENDED DECEMBER 31, 2012*

NOTE 4 - DEPOSITS AND INVESTMENTS - (Continued)

Custodial credit risk is the risk that, in the event of bank failure, the City will not be able to recover deposits or collateral securities that are in the possession of an outside party. As permitted by Ohio Revised Code, the City's deposits are collateralized by a pool of eligible securities deposited with Federal Reserve Banks, or at member banks of the Federal Reserve System, in the name of the depository bank and pledged as a pool of collateral against all public deposits held by the depository. The City has no deposit policy for custodial credit risk beyond the requirements of State statute. Although the securities were held by the pledging institutions' trust department and all statutory requirements for the deposit of money had been followed, noncompliance with federal requirements could potentially subject the City to a successful claim by the FDIC.

C. Investments

As of December 31, 2012, the City had the following investments and maturities:

<u>Investment type</u>	<u>Fair Value</u>	<u>Investment Maturities</u>				
		<u>6 months or less</u>	<u>7 to 12 months</u>	<u>13 to 18 months</u>	<u>19 to 24 months</u>	<u>Greater than 24 months</u>
FFCB	\$ 7,001,390	\$ 500,540	\$ -	\$ 2,000,920	\$ 500,010	\$ 3,999,920
FHLB	1,502,115	-	\$ 1,001,760	500,355	-	-
STAR Ohio	1,569,345	1,569,345	-	-	-	-
Repurchase agreement	3,880,000	3,880,000	-	-	-	-
Total	<u>\$ 13,952,850</u>	<u>\$ 5,949,885</u>	<u>\$ 1,001,760</u>	<u>\$ 2,501,275</u>	<u>\$ 500,010</u>	<u>\$ 3,999,920</u>

Interest Rate Risk: The Ohio Revised Code generally limits security purchases to those that mature within five years of the settlement date. Interest rate risk arises because potential purchasers of debt securities will not agree to pay face value for those securities if interest rates subsequently increase. The City's investment policy addresses interest rate risk by requiring the consideration of market conditions and cash flow requirements in determining the term of an investment.

Custodial Credit Risk: For an investment, custodial credit risk is the risk that, in the event of the failure of the counterparty, the City will not be able to recover the value of its investment or collateral securities that are in the possession of an outside party. The City has no investment policy dealing with investment custodial risk beyond the requirement in Ohio law that prohibits payments for investments prior to the delivery of the securities representing such investments to the treasurer or qualified trustee. The City's investment in repurchase agreements is collateralized by underlying securities pledged by the investment's counterparty, not in the name of the City. Ohio law requires the fair value of the securities subject to a repurchase agreement must exceed the principal value of securities subject to a repurchase agreement by 2%. The City has no investment policy dealing with investment custodial risk beyond the requirement in State statute that prohibits payment for investments prior to the delivery of the securities representing such investments to the Treasurer or qualified trustee.

Credit Risk: STAR Ohio carries a rating of AAAM by Standard & Poor's. Ohio law requires that STAR Ohio maintain the highest rating provided by at least one nationally recognized standard rating service. The City's investments in federal agency securities, and the federal agency securities that underlie the repurchase agreement, were rated AA+ and Aaa by Standard & Poor's and Moody's Investor Services, respectively. The City's investment policy does not specifically address credit risk beyond requiring the City to only invest in securities authorized by State statute.

CITY OF STOW, OHIO

*NOTES TO THE BASIC FINANCIAL STATEMENTS
FOR THE YEAR ENDED DECEMBER 31, 2012*

NOTE 4 - DEPOSITS AND INVESTMENTS - (Continued)

Concentration of Credit Risk: The City’s investment policy addresses concentration of credit risk by requiring investments to be diversified to reduce the risk of loss resulting from over concentration of assets in a specific issue or specific class of securities.

The following table includes the percentage of each investment type held by the City at December 31, 2012:

<u>Investment type</u>	<u>Fair Value</u>	<u>% of Total</u>
FFCB	\$ 7,001,390	50.18
FHLB	1,502,115	10.77
STAR Ohio	1,569,345	11.24
Repurchase agreement	<u>3,880,000</u>	<u>27.81</u>
 Total	 <u>\$ 13,952,850</u>	 <u>100.00</u>

D. Reconciliation of Cash and Investments to the Statement of Net Position

The following is a reconciliation of cash and investments as reported in the note above to cash and investments as reported on the statement of net position as of December 31, 2012:

<u>Cash and investments per note</u>	
Carrying amount of deposits	\$ 8,152,038
Investments	<u>13,952,850</u>
Total	<u>\$ 22,104,888</u>

<u>Equity in pooled cash and investments per statement of net position</u>	
Governmental activities	\$ 14,013,917
Business type activities	6,962,863
Private purpose trust funds	1,286
Agency funds	<u>1,126,822</u>
Total	<u>\$ 22,104,888</u>

NOTE 5 - INTERFUND TRANSACTIONS

A. Long-term loans to/from other funds at December 31, 2012, consist of the following:

	<u>Receivable Fund</u>
<u>Payable fund</u>	<u>General</u>
Water	<u>\$ 150,000</u>

Loan balances between governmental funds are eliminated for reporting on the government-wide statement of net position. The loan is scheduled to be repaid by fiscal year 2013. Loan balances between governmental activities and business-type activities are reported as a component of the “internal balances” reported on the statement of net position.

CITY OF STOW, OHIO

*NOTES TO THE BASIC FINANCIAL STATEMENTS
FOR THE YEAR ENDED DECEMBER 31, 2012*

NOTE 5 - INTERFUND TRANSACTIONS - (Continued)

B. Interfund transfers for the year ended December 31, 2012, consisted of the following:

<u>Transfers To</u>	<u>Transfers From</u>				<u>Total Transfers In</u>
	<u>General</u>	<u>General Capital Improvements</u>	<u>Nonmajor Governmental</u>	<u>Water</u>	
General	\$ -	\$ -	\$ 173,000	\$ -	\$ 173,000
EMS/Fire tax levy	-	-	101,500	-	101,500
General capital improvements	-	-	1,157,190	-	1,157,190
Nonmajor governmental	683,228	267,637	665,969	-	1,616,834
Storm water utility	-	-	-	24,025	-
Total Transfers Out	<u>\$ 683,228</u>	<u>\$ 267,637</u>	<u>\$ 2,097,659</u>	<u>\$ 24,025</u>	<u>\$ 3,048,524</u>

Transfers are used to move revenues from the fund that statute or budget requires to collect them to the fund that statute or budget requires to expend them; to move unrestricted revenues collected in the general fund to finance various programs accounted for in other funds in accordance with budgetary authorizations; to segregate money for anticipated capital projects; to provide additional resources for current operations or debt service; and to return money to the fund from which it was originally provided once a project is completed.

Transfers out from the court special projects, probation, indigent drivers, and IDIA monitoring nonmajor special revenue funds in the amount of \$1,350,190, \$65,000, \$250,000, and \$330,969, respectively, were court ordered to provide for reimbursement from one court fund to another for expenditures, and to supplement, or cover the deficit, of the overall general fund court operating budget. A transfer out from the EMS transport nonmajor special revenue fund to the EMS/Fire tax levy major fund in the amount of \$101,500 was required to for the principal retirement and refinancing of the short-term note payable for fire rescue vehicles (see Note 11 for detail) reported as a fund liability in the EMS/Fire tax levy fund.

A transfer out from the water enterprise fund to the storm water utility enterprise fund in the amount of \$24,025 was for capital contributions for storm water lines.

NOTE 6 - RECEIVABLES

Receivables at December 31, 2012, consisted primarily of taxes, accounts (billings for user charged services, rents and royalties), accrued interest, loans receivable and intergovernmental receivables arising from grants, entitlements and shared revenues. All receivables are deemed collectible in full. All receivables, other than loans, are expected to be collected within the subsequent year.

CITY OF STOW, OHIO

*NOTES TO THE BASIC FINANCIAL STATEMENTS
FOR THE YEAR ENDED DECEMBER 31, 2012*

NOTE 7 - PROPERTY TAXES

Property taxes include amounts levied against all real and public utility property located in the City. Taxes collected from real property taxes (other than public utility) in one calendar year are levied in the preceding calendar year on the assessed value as of January 1 of that preceding year, the lien date. Assessed values are established by the County Auditor at 35 percent of appraised market value. All property is required to be revaluated every six years. Real property taxes are payable annually or semi-annually. If paid annually, payment is due December 31; if paid semi-annually, the first payment is due December 31, with the remainder payable by June 20. Under certain circumstances, State statute permits later payment dates to be established.

Public utility real and tangible personal property taxes collected in one calendar year are levied in the preceding calendar year on assessed values determined as of December 31 of the second year proceeding the tax collection year, the lien date. Public utility tangible personal property is assessed at varying percentages of true value; public utility real property is assessed at 35 percent of true value. 2012 public utility property taxes became a lien December 31, 2011, are levied after October 1, 2012, and are collected in 2013 with real property taxes. Public utility property taxes are payable on the same dates as real property taxes described previously.

The Summit County Fiscal Officer collects property taxes on behalf of all taxing districts in the County, including the City of Stow. The Summit County Fiscal Officer periodically remits to the City its portion of the taxes collected. Property taxes receivable represents real property taxes, public utility taxes, tangible personal property taxes and outstanding delinquencies which are measurable as of December 31, 2012 and for which there is an enforceable legal claim. In the governmental funds, the current portion receivable has been offset by unearned revenue since the current taxes were not levied to finance 2012 operations and the collection of delinquent taxes has been offset by a deferred inflow since the collection of the taxes during the available period is not subject to reasonable estimation. On a full accrual basis, collectible delinquent property taxes have been recorded as a receivable and revenue while on a modified accrual basis the revenue is reported as a deferred inflow.

The full tax rate for all City operations for the year ended December 31, 2012 was \$9.50 per \$1,000 of assessed value. The assessed values of real and tangible personal property upon which 2012 property tax receipts were based are as follows:

<u>Real Property</u>	
Residential/Agricultural	\$606,378,040
Commercial/Industrial/Mineral	179,846,650
Public Utility	
Real	17,990
Personal	<u>8,207,030</u>
Total Assessed Value	<u>\$794,449,710</u>

NOTE 8 - INCOME TAX

The City levies and collects a municipal income tax of two percent on all income earned within the City as well as on income of residents earned outside of the City. In the latter case, the City allows a credit of 100 percent on the income earned outside of the City and paid to another municipality. Employers within the City are required to withhold income tax on employee earnings and remit the tax to the City at least quarterly. Corporations and other individual taxpayers are required to pay their estimated tax at least quarterly and file a final return annually.

CITY OF STOW, OHIO

*NOTES TO THE BASIC FINANCIAL STATEMENTS
FOR THE YEAR ENDED DECEMBER 31, 2012*

NOTE 8 - INCOME TAX - (Continued)

Income tax revenues are distributed among the general fund (60 percent) and the general capital improvement fund and further distribution to other funds, including the street construction fund to be used for existing and future capital projects and/or expansion or for debt service for existing and future capital improvements (40 percent). In accordance with the City's codified ordinances, all income tax revenues are first recorded in the general fund. Subsequently, 40 percent of those revenues, net of collection expenditures, are distributed to the capital improvement fund and other funds mentioned above, unless a lesser amount than 40 percent is approved by City Council.

NOTE 9 - CAPITAL ASSETS

Capital asset activity for the year ended December 31, 2012, was as follows:

<u>Governmental activities:</u>	<u>Balance</u>			<u>Balance</u>
	<u>12/31/11</u>	<u>Additions</u>	<u>Deductions</u>	<u>12/31/12</u>
<i>Capital assets, not being depreciated:</i>				
Land	\$ 11,202,207	\$ -	\$ -	\$ 11,202,207
Construction in progress	<u>3,110,833</u>	<u>2,120,420</u>	<u>(3,930,416)</u>	<u>1,300,837</u>
Total capital assets, not being depreciated	<u>14,313,040</u>	<u>2,120,420</u>	<u>(3,930,416)</u>	<u>12,503,044</u>
<i>Capital assets, being depreciated:</i>				
Buildings and building improvements	32,434,109	14,800	-	32,448,909
Vehicles	7,339,019	237,011	(227,991)	7,348,039
Equipment, furniture and fixtures	6,110,777	408,530	(42,712)	6,476,595
Infrastructure	<u>31,318,849</u>	<u>3,797,731</u>	<u>(261,684)</u>	<u>34,854,896</u>
Total capital assets, being depreciated	<u>77,202,754</u>	<u>4,458,072</u>	<u>(532,387)</u>	<u>81,128,439</u>
<i>Less: accumulated depreciation:</i>				
Buildings and building improvements	(7,360,718)	(784,829)	-	(8,145,547)
Vehicles	(3,995,200)	(399,927)	171,921	(4,223,206)
Equipment, furniture and fixtures	(3,772,695)	(346,426)	32,379	(4,086,742)
Infrastructure	<u>(11,529,819)</u>	<u>(1,523,187)</u>	<u>89,402</u>	<u>(12,963,604)</u>
Total accumulated depreciation	<u>(26,658,432)</u>	<u>(3,054,369)</u>	<u>293,702</u>	<u>(29,419,099)</u>
Total capital assets, being depreciated, net	<u>50,544,322</u>	<u>1,403,703</u>	<u>(238,685)</u>	<u>51,709,340</u>
Governmental activities capital assets, net	<u>\$ 64,857,362</u>	<u>\$ 3,524,123</u>	<u>\$ (4,169,101)</u>	<u>\$ 64,212,384</u>

Depreciation expense was charged to governmental activities as follows:

General government	\$ 402,225
Security of persons and property	890,821
Public health	7,094
Leisure time activities	142,916
Community and economic development	32,552
Transportation	<u>1,578,761</u>
Total depreciation expense	<u>\$ 3,054,369</u>

CITY OF STOW, OHIO

*NOTES TO THE BASIC FINANCIAL STATEMENTS
FOR THE YEAR ENDED DECEMBER 31, 2012*

NOTE 9 - CAPITAL ASSETS - (Continued)

Capital assets of the business-type activities are as follows:

<u>Business-type activities:</u>	<u>Balance</u>			<u>Balance</u>
	<u>12/31/11</u>	<u>Additions</u>	<u>Deductions</u>	<u>12/31/12</u>
<i>Capital assets, not being depreciated:</i>				
Land	\$ 5,377,376	\$ -	\$ -	\$ 5,377,376
Construction in progress	<u>1,829,169</u>	<u>1,164,742</u>	<u>(1,244,551)</u>	<u>1,749,360</u>
Total capital assets, not being depreciated	<u>7,206,545</u>	<u>1,164,742</u>	<u>(1,244,551)</u>	<u>7,126,736</u>
<i>Capital assets, being depreciated:</i>				
Buildings and building improvements	3,415,519	-	-	3,415,519
Vehicles	790,563	138,635	-	929,198
Equipment, furniture and fixtures	346,879	82,391	-	429,270
Infrastructure	<u>28,771,643</u>	<u>1,534,599</u>	<u>-</u>	<u>30,306,242</u>
Total capital assets, being depreciated	<u>33,324,604</u>	<u>1,755,625</u>	<u>-</u>	<u>35,080,229</u>
<i>Less: accumulated depreciation:</i>				
Buildings and building improvements	(718,719)	(74,724)	-	(793,443)
Vehicles	(250,797)	(55,785)	-	(306,582)
Equipment, furniture and fixtures	(236,707)	(20,638)	-	(257,345)
Infrastructure	<u>(5,165,234)</u>	<u>(528,921)</u>	<u>-</u>	<u>(5,694,155)</u>
Total accumulated depreciation	<u>(6,371,457)</u>	<u>(680,068)</u>	<u>-</u>	<u>(7,051,525)</u>
Total capital assets, being depreciated, net	<u>26,953,147</u>	<u>1,075,557</u>	<u>-</u>	<u>28,028,704</u>
Business-type activities capital assets, net	<u>\$ 34,159,692</u>	<u>\$ 2,240,299</u>	<u>\$ (1,244,551)</u>	<u>\$ 35,155,440</u>

Depreciation expense was charged to business - type activities as follows:

Water	\$ 370,696
Golf	5,410
Storm water utility	<u>303,962</u>
Total depreciation expense	<u>\$ 680,068</u>

NOTE 10 - LEASES

A. Capital Leases - Lessee Disclosure

In prior years, the City entered into capital lease agreements for courthouse furnishings, brine equipment, a bus, a leaf machine, two road rescue/EMS vehicles, a vactor truck, dispatch consoles and cabinetry. Principal and interest payments for the courthouse furnishings, brine equipment, bus, road rescue/EMS vehicles, dispatch consoles and cabinetry will be paid from the governmental funds and the principal and interest payments for the leaf machine and vactor truck will be paid from the storm water utility enterprise fund.

CITY OF STOW, OHIO

*NOTES TO THE BASIC FINANCIAL STATEMENTS
FOR THE YEAR ENDED DECEMBER 31, 2012*

NOTE 10 - LEASES - (Continued)

Capital lease payments in governmental funds have been reclassified and are reflected as debt service expenditures in the combined BFS and are reported as function expenditures on the budgetary statements. In the enterprise fund a liability has been recorded.

Capital assets have been capitalized in the statement of net position in the amount of \$1,413,327 in governmental activities. This amount represents the present value of the minimum lease payments at the time of acquisition. A liability of \$803,451 is reported on the statement of net position at year end, which represents the amount of principal payments the EMS/fire levy fund and the capital projects fund will be making. Principal and interest payments in 2012 totaled \$185,731 and \$39,354, respectively.

Capital assets have been capitalized in the storm water utility enterprise fund in the amount of \$383,367. The amount of \$228,137 represents the present value of the future minimum lease payments and has been recorded as a liability in the storm water utility fund. Principal and interest payments in 2012 totaled \$45,567 and \$10,877, respectively.

The assets acquired through capital leases are as follows:

	<u>Governmental Activities</u>	<u>Business-type Activities</u>
Assets:		
Equipment	\$ 1,063,556	\$ -
Vehicles	<u>349,771</u>	<u>383,367</u>
Less: accumulated depreciation	<u>(390,292)</u>	<u>(100,787)</u>
Total	<u>\$ 1,023,035</u>	<u>\$ 282,580</u>

The following is a schedule of the future long-term minimum lease payments required under the capital leases and the present value of the minimum lease payments as of December 31, 2012.

<u>Year Ending December 31,</u>	<u>Governmental Activities</u>	<u>Business-type Activities</u>
2013	\$ 227,359	\$ 57,174
2014	227,360	57,175
2015	112,869	36,243
2016	112,870	36,244
2017	112,869	36,243
2018	<u>112,870</u>	<u>36,244</u>
Total	906,197	259,323
Less: amount representing interest	<u>(102,746)</u>	<u>(31,186)</u>
Present value of net minimum lease payments	<u>\$ 803,451</u>	<u>\$ 228,137</u>

CITY OF STOW, OHIO

*NOTES TO THE BASIC FINANCIAL STATEMENTS
FOR THE YEAR ENDED DECEMBER 31, 2012*

NOTE 10 - LEASES - (Continued)

B. Operating Leases - Lessee Disclosure

In February 2006, the City acquired a golf course and the City assumed an existing operating lease agreement with George and Patricia Hanson to use their premises to operate a driving range. The City renewed the operating lease for a period commencing April 1, 2009 through April 1, 2012. During 2012, the City renewed the lease for a period commencing April 1, 2012 through April 1, 2015. Monthly lease payments have been established at \$2,000 per month for thirty-six consecutive months under both lease renewals. The amount of the future lease payments required under the operating lease at December 31, 2012 are:

<u>Year Ending December 31,</u>	<u>Amount</u>
2013	\$ 24,000
2014	24,000
2015	<u>6,000</u>
Total	<u>\$ 78,000</u>

The City entered into an operating lease agreement on April 18, 2008, with South East Golf Car Company to lease fifty eight golf cars for use on the Fox Den golf course. The lease is for a period of five years, commencing April 1, 2008, and ending on April 1, 2013. The lease payments are \$900 per car per year, or \$52,200 per year with payments due in five equal monthly installments of \$10,440 due on the tenth day of the months of May through September for each year of the agreement. The City paid \$52,200 on the operating lease during 2012.

NOTE 11 - SHORT-TERM NOTES PAYABLE

Changes in the City's short-term note activity for the year ended December 31, 2012, was as follows:

	<u>Balance 12/31/2011</u>	<u>Issued</u>	<u>Retired</u>	<u>Balance 12/31/2012</u>
<u>Governmental fund notes</u>				
Fire rescue vehicles - 1.50%	\$ 100,000	\$ -	\$ (100,000)	\$ -
Fire rescue vehicles - 1.00%	-	100,000	-	100,000
Municipal courthouse construction - 1.50%	200,000	-	(200,000)	-
Municipal courthouse construction - 1.00%	-	500,000	-	500,000
Rt. 8/Seasons Road interchange - 1.50%	350,000	-	(350,000)	-
Rt. 8/Seasons Road interchange - 1.00%	-	350,000	-	350,000
Steel Corners upgrade - 1.50%	200,000	-	(200,000)	-
Steel Corners upgrade - 1.00%	<u>-</u>	<u>500,000</u>	<u>-</u>	<u>500,000</u>
Total governmental fund notes	<u>\$ 850,000</u>	<u>\$ 1,450,000</u>	<u>\$ (850,000)</u>	<u>\$ 1,450,000</u>

CITY OF STOW, OHIO

*NOTES TO THE BASIC FINANCIAL STATEMENTS
FOR THE YEAR ENDED DECEMBER 31, 2012*

NOTE 11 - SHORT-TERM NOTES PAYABLE - (Continued)

	<u>Balance</u>			<u>Balance</u>
	<u>12/31/2011</u>	<u>Issued</u>	<u>Retired</u>	<u>12/31/2012</u>
<u>Enterprise fund notes</u>				
Automated water reading system - 1.50%	\$ 400,000	\$ -	\$ (400,000)	\$ -
Automated water reading system - 1.00%	<u>-</u>	<u>200,000</u>	<u>-</u>	<u>200,000</u>
Total enterprise fund notes	<u>\$ 400,000</u>	<u>\$ 200,000</u>	<u>\$ (400,000)</u>	<u>\$ 200,000</u>

The short-term notes outstanding at December 31, 2012 were issued on May 3, 2012 and represent the portion of the 2012 note issues that will be retired when the notes are refinanced on May 2, 2013 (see Note 23 for detail).

All short-term notes were backed by the full faith and credit of the City and mature within one year. The short-term note liability is reflected in the fund which received the proceeds. The short-term notes were issued in anticipation of long-term bond financing and will be refinanced until such funds are issued.

NOTE 12 - LONG-TERM OBLIGATIONS

The original issue date, interest rate, original issue amount and date of maturity of each of the City's debt issues follows:

<u>Debt Issue</u>	<u>Interest</u>	<u>Original</u>	<u>Date of</u>
	<u>Rate</u>	<u>Issue Amount</u>	<u>Maturity</u>
Business-type activities:			
OPWC Lillian Road waterline improvement	0.00%	\$ 231,688	7/1/2025
Golf course general obligation bonds	4.25%-5.25%	5,500,000	12/1/2032
Service center general obligation bonds	3.25%-6.25%	546,068	12/1/2033
Governmental activities:			
Safety center construction general obligation bond	2.00%-4.05%	6,440,000	12/1/2018
Courthouse general obligation bonds	4.25%-5.25%	4,200,000	12/1/2035
Service center general obligation bonds	3.25%-6.25%	5,923,932	12/1/2033
Fire station general obligation bonds	3.25%-6.25%	2,150,000	12/1/2033
2012 Fire rescue vehicles note	1.00%	275,000	5/3/2013
2012 Municipal court construction note	1.00%	4,100,000	5/3/2013
2012 Rt. 8/Seasons Rd. interchange note	1.00%	450,000	5/3/2013
2012 Hudson Drive reconstruction note	1.00%	750,000	5/3/2013

CITY OF STOW, OHIO

*NOTES TO THE BASIC FINANCIAL STATEMENTS
FOR THE YEAR ENDED DECEMBER 31, 2012*

NOTE 12 - LONG-TERM OBLIGATIONS - (Continued)

At December 31, 2011, the long-term liabilities of the governmental activities were restated to exclude deferred charges on the refunding of general obligation bonds in the amount of \$230,651. These deferred charges are now reported on the statement of net position under deferred outflows of resources. Long-term obligations activity for the year ended December 31, 2012 was as follows:

Governmental activities:	<u>Restated Balance 12/31/2011</u>	<u>Increase</u>	<u>Decrease</u>	<u>Balance 12/31/2012</u>	<u>Amounts Due in One Year</u>
<u>General obligation bonds:</u>					
Safety center construction general obligation bonds	\$ 3,370,000	\$ -	\$ (430,000)	\$ 2,940,000	\$ 445,000
Service center construction general obligation bonds	5,486,275	-	(161,146)	5,325,129	168,470
Add: unamortized premium	106,776	-	(4,872)	101,904	-
Fire station construction general obligation bonds	1,993,000	-	(59,000)	1,934,000	61,000
Add: unamortized premium	38,619	-	(1,762)	36,857	-
Municipal court general obligation bonds	3,925,000	-	(100,000)	3,825,000	105,000
Add: unamortized premium	<u>50,238</u>	<u>-</u>	<u>(2,100)</u>	<u>48,138</u>	<u>-</u>
Total general obligation bonds	<u>14,969,908</u>	<u>-</u>	<u>(758,880)</u>	<u>14,211,028</u>	<u>779,470</u>
<u>Long-term notes:</u>					
2011 Fire rescue vehicles note	375,000	-	(375,000)	-	-
2011 Municipal court construction note	4,600,000	-	(4,600,000)	-	-
2011 Rt. 8/Seasons Rd. interchange note	800,000	-	(800,000)	-	-
2011 Steels Corners upgrade note	500,000	-	(500,000)	-	-
2011 Hudson Drive reconstruction note	750,000	-	(750,000)	-	-
2012 Fire rescue vehicles note	-	275,000	-	275,000	-
2012 Municipal court construction note	-	4,100,000	-	4,100,000	-
2012 Rt. 8/Seasons Rd. interchange note	-	450,000	-	450,000	-
2012 Hudson Drive reconstruction note	<u>-</u>	<u>750,000</u>	<u>-</u>	<u>750,000</u>	<u>-</u>
Total long-term notes	<u>7,025,000</u>	<u>5,575,000</u>	<u>(7,025,000)</u>	<u>5,575,000</u>	<u>-</u>
<u>Other debt:</u>					
Capital lease obligation	989,182	-	(185,731)	803,451	193,597
Compensated absences	<u>4,753,709</u>	<u>997,702</u>	<u>(1,009,486)</u>	<u>4,741,925</u>	<u>989,629</u>
Total other debt	<u>5,742,891</u>	<u>997,702</u>	<u>(1,195,217)</u>	<u>5,545,376</u>	<u>1,183,226</u>
Total governmental activities	<u>\$ 27,737,799</u>	<u>\$ 6,572,702</u>	<u>\$ (8,979,097)</u>	<u>\$ 25,331,404</u>	<u>\$ 1,962,696</u>

CITY OF STOW, OHIO

*NOTES TO THE BASIC FINANCIAL STATEMENTS
FOR THE YEAR ENDED DECEMBER 31, 2012*

NOTE 12 - LONG-TERM OBLIGATIONS - (Continued)

Business-type activities:	<u>Balance</u>			<u>Balance</u>	<u>Amounts</u>
	<u>12/31/2011</u>	<u>Increase</u>	<u>Decrease</u>	<u>12/31/2012</u>	<u>Due in</u>
					<u>One Year</u>
<u>General obligation bonds:</u>					
Golf course general					
obligation bonds	\$ 5,050,000	\$ -	\$ (160,000)	\$ 4,890,000	\$ 165,000
Add: unamortized premium	71,528	-	(3,420)	68,108	-
Service center general					
obligation bonds	505,725	-	(14,854)	490,871	15,530
Add: unamortized premium	8,878	-	(405)	8,473	-
Total general obligation bonds	<u>5,636,131</u>	<u>-</u>	<u>(178,679)</u>	<u>5,457,452</u>	<u>180,530</u>
<u>Long-term notes:</u>					
2011 Automated water reading system	<u>200,000</u>	<u>-</u>	<u>(200,000)</u>	<u>-</u>	<u>-</u>
Total long-term notes	<u>200,000</u>	<u>-</u>	<u>(200,000)</u>	<u>-</u>	<u>-</u>
<u>Other debt:</u>					
OPWC Lillian Road water line					
Improvement	167,976	-	(11,584)	156,392	11,584
Capital lease obligation	273,704	-	(45,567)	228,137	47,530
Compensated absences	218,874	234,881	(188,775)	264,980	50,328
Total other debt	<u>660,554</u>	<u>234,881</u>	<u>(245,926)</u>	<u>649,509</u>	<u>109,442</u>
Total business-type activities	<u>\$ 6,496,685</u>	<u>\$ 234,881</u>	<u>\$ (624,605)</u>	<u>\$ 6,106,961</u>	<u>\$ 289,972</u>

General Obligation Bonds

The government issues general obligation bonds to provide funds for the acquisition and construction of major capital facilities. General obligation bonds have been issued for governmental activities. During 2004, general obligation bonds totaling \$6,440,000 were issued to refund general obligation bonds of \$5,820,000. During 2007, the City issued \$4,200,000 in general obligation bonds to finance the construction of the Municipal Courthouse. During 2008, the City issued \$6,470,000 and \$2,150,000 in general obligation bonds to retire notes issued to finance the construction of the service and parks maintenance center building and the fire station, respectively. Approximately 8.44 percent of the service and parks maintenance center construction bond is being used to finance the water department maintenance and operational areas of the new service building. Therefore, \$546,068 (approximately 8.44 percent) of the above mentioned \$6,470,000 bond was allocated to the water fund. General obligation bonds are direct obligations and pledge the full faith and credit of the government. The general obligation bonds will be repaid from income tax monies allocated into the debt service fund from the capital projects funds.

CITY OF STOW, OHIO

*NOTES TO THE BASIC FINANCIAL STATEMENTS
FOR THE YEAR ENDED DECEMBER 31, 2012*

NOTE 12 - LONG-TERM OBLIGATIONS - (Continued)

Loans Payable

The OPWC loan will be repaid with operating revenue from the water fund.

Long-Term Notes Payable

The City issued various long-term notes payable on May 3, 2012. The notes bear an interest rate of 1.00% and mature on May 2, 2013. The \$275,000 long-term note in governmental activities is being used to finance the purchase of fire/rescue vehicles and is accounted for in the EMS/fire levy fund. The City reissued \$4,100,000 in municipal courthouse construction notes during 2012. The City also reissued long-term notes in the amounts of \$450,000 and \$750,000 in 2012 to finance the Rt.8/Seasons Rd. interchange and the Hudson Drive reconstruction.

Notes that were refinanced prior to the issuance of the financial statements and have a new maturity beyond the end of the year in which the report is issued have been reported in the government-wide statements as a long-term liability. The portion of the 2012 note issues that will be retired on May 2, 2013 (see Note 23 for detail) have been reported as short-term notes payable in Note 11. The notes are backed by the full faith and credit of the City.

Compensated Absences

Compensated absences will be paid from the funds from which the employees' salaries are paid. For the City, compensated absences will be paid from the general, EMS/fire tax levy, water, and storm water utility funds.

Capital Lease Obligations

See Note 10 for detail on the City's capital lease obligations.

Legal Debt Margin

As of December 31, 2012, the City's overall legal debt margin (the ability to issue additional amounts of general obligation debt) was \$61,984,631 and the unvoted legal debt margin was \$22,154,734.

The annual requirements to amortize all long-term debt outstanding as of December 31, 2012 are as follows:

Year Ended	Governmental Activities			Business-Type Activities		
	General Obligation		Bonds Payable	General Obligation		Bonds Payable
	Principal	Interest	Total	Principal	Interest	Total
2013	\$ 779,470	\$ 572,615	\$ 1,352,085	\$ 180,530	\$ 223,218	\$ 403,748
2014	808,880	543,400	1,352,280	186,120	214,050	400,170
2015	833,542	506,642	1,340,184	191,458	204,198	395,656
2016	872,614	467,643	1,340,257	202,386	193,983	396,369
2017	902,276	428,039	1,330,315	207,724	186,051	393,775
2018 - 2022	2,713,720	1,727,601	4,441,321	1,181,280	805,015	1,986,295
2023 - 2027	2,656,860	1,250,137	3,906,997	1,438,140	554,227	1,992,367
2028 - 2032	3,235,359	667,541	3,902,900	1,759,641	235,596	1,995,237
2033 - 2035	1,221,408	83,041	1,304,449	33,592	1,377	34,969
Total	<u>\$ 14,024,129</u>	<u>\$ 6,246,659</u>	<u>\$ 20,270,788</u>	<u>\$ 5,380,871</u>	<u>\$ 2,617,715</u>	<u>\$ 7,998,586</u>

CITY OF STOW, OHIO

*NOTES TO THE BASIC FINANCIAL STATEMENTS
FOR THE YEAR ENDED DECEMBER 31, 2012*

NOTE 12 - LONG-TERM OBLIGATIONS - (Continued)

Year Ended	Business-Type Activities OPWC Loan Payable		
	Principal	Interest	Total
2013	\$ 11,584	\$ -	\$ 11,584
2014	11,584	-	11,584
2015	11,584	-	11,584
2016	11,584	-	11,584
2017	11,584	-	11,584
2018 - 2022	57,925	-	57,925
2023 - 2025	40,547	-	40,547
Total	<u>\$ 156,392</u>	<u>\$ -</u>	<u>\$ 156,392</u>

NOTE 13 - RISK MANAGEMENT

A. Liability Insurance

The City is exposed to various risks of loss related to torts, theft, damage to or destruction of assets, errors and omissions, employee injuries, and natural disasters. The City has a comprehensive property and casualty policy with a deductible of \$1,000 per incident. The City's vehicle liability insurance policy limit is \$1,000,000 with a \$1,000 collision deductible; vehicles with a cost of over \$100,000 have a \$1,000 deductible. All Council members, administrators and employees are covered under a City professional liability policy. The limits of this coverage are \$1,000,000 per occurrence and \$1,000,000 in aggregate. The general liability aggregate is \$2,000,000. The City also carries a \$10,000,000 umbrella liability extending coverage of the general, automobile and employers/public official's liability. Settled claims have not exceeded this commercial coverage in any of the past three years. There has not been a reduction of coverage from the prior year.

B. Fidelity Bond

The Finance Director, Assistant Finance Director/Director of Budget and Management and Tax Administrator have a \$100,000 position bond. All City employees are covered by a \$1,000,000 public employee crime coverage policy, which includes employee dishonesty and faithful performance of duty coverage.

C. Workers' Compensation

The City pays the State Workers' Compensation System, an insurance purchasing pool, a premium based on a rate per \$100 of salaries. This rate is calculated based on accident history and administrative costs. The City participates in a group rating plan to help control workers' compensation premium costs.

CITY OF STOW, OHIO

*NOTES TO THE BASIC FINANCIAL STATEMENTS
FOR THE YEAR ENDED DECEMBER 31, 2012*

NOTE 13 - RISK MANAGEMENT - (Continued)

D. Employee Health Insurance

The City has elected to provide employee medical, prescription and dental benefits through a self-insurance program. The City maintains a self-insurance internal service fund to account for and finance its uninsured risk of loss in this program. This 2012 plan provides a medical plan with a \$700.00 family and \$350.00 single deductible and a dental plan with a \$75.00 family and \$25.00 single deductible. A third party administrator, a subsidiary of Medical Mutual of Ohio (MMO), reviews all medical and dental claims which are then paid by the City. The City has purchased stop-loss coverage of \$150,000 per employee and for claims in excess of \$2,708,238 in the aggregate from Medical Mutual of Ohio. The City pays into the self-insurance internal service fund \$1,076.96 per month for each employee with family medical coverage and \$344.89 per month for each employee with individual medical coverage. Premiums for dental coverage are \$119.67 monthly for each employee with family coverage and \$38.31 monthly for each employee with individual coverage. All premiums are paid by the fund that pays the salary for the employee.

The claims liability of \$498,926 reported in the self-insurance internal service fund at December 31, 2012 is based on the requirements of GASB Statement No. 10, "Accounting and Financial Reporting for Risk Financing and Related Insurance Services", which requires that a liability for unpaid claim costs, including estimates of costs relating to incurred but not reported claims, be reported. The claims liability is based on an estimate supplied by the City's third party administrator. The claims liability is expected to be paid within one year.

A summary of the fund's claims liability during the past two years is as follows:

	Balance at Beginning <u>of Year</u>	Current <u>Claims</u>	Claims <u>Payment</u>	Balance at <u>End of Year</u>
2012	\$ 520,387	\$ 3,120,136	\$ (3,141,597)	\$ 498,926
2011	309,227	2,725,304	(2,514,144)	520,387

NOTE 14 - PENSION PLANS

A. Ohio Public Employees Retirement System

Plan Description - The City participates in the Ohio Public Employees Retirement System (OPERS). OPERS administers three separate pension plans. The Traditional Pension Plan is a cost-sharing, multiple-employer defined benefit pension plan. The Member-Directed Plan is a defined contribution plan in which the member invests both member and employer contributions (employer contributions vest over five years at 20% per year). Under the Member-Directed Plan, members accumulate retirement assets equal to the value of the member and vested employer contributions plus any investment earnings. The Combined Plan is a cost-sharing, multiple-employer defined benefit pension plan that has elements of both a defined benefit and a defined contribution plan. Under the Combined Plan, employer contributions are invested by the retirement system to provide a formula retirement benefit similar to the Traditional Pension Plan benefit. Member contributions, whose investment is self-directed by the member, accumulate retirement assets in a manner similar to the Member-Directed Plan.

CITY OF STOW, OHIO

NOTES TO THE BASIC FINANCIAL STATEMENTS FOR THE YEAR ENDED DECEMBER 31, 2012

NOTE 14 - PENSION PLANS - (Continued)

OPERS provides retirement, disability, survivor and death benefits and annual cost of living adjustments to members of the Traditional Pension and the Combined Plans. Members of the Member-Directed Plan do not qualify for ancillary benefits. Authority to establish and amend benefits is provided by Chapter 145 of the Ohio Revised Code. OPERS issues a stand-alone financial report which may be obtained by visiting <https://www.opers.org/investments/cafr.shtml>, writing to OPERS, Attention: Finance Director, 277 E. Town St., Columbus, OH 43215-4642 or by calling (614) 222-5601 or (800) 222-7377.

Funding Policy - The Ohio Revised Code provides statutory authority for member and employer contributions. For 2012, member and contribution rates were consistent across all three plans. The 2012 member contribution rates were 10.00% for members. The City's contribution rate for 2012 was 14.00% of covered payroll.

The City's contribution rate for pension benefits for members in the Traditional Plan for 2012 was 10.00%. The City's contribution rate for pension benefits for members in the Combined Plan for 2012 was 7.95%. The City's required contributions for pension obligations to the Traditional Pension and Combined Plans for the years ended December 31, 2012, 2011, and 2010 were \$864,418, \$923,268, and \$880,009, respectively; 90.24% has been contributed for 2012 and 100% has been contributed for 2011 and 2010. The remaining 2012 pension liability has been reported as intergovernmental payable on the basic financial statements. Contributions to the member-directed plan for 2012 were \$15,764 made by the City and \$11,260 made by the plan members.

B. Ohio Police and Fire Pension Fund

Plan Description - The City contributes to the Ohio Police and Fire Pension Fund (OP&F), a cost-sharing multiple-employer defined benefit pension plan. OP&F provides retirement and disability benefits, annual cost-of-living adjustments, and death benefits to plan members and beneficiaries. Benefit provisions are established by the Ohio State Legislature and are codified in Chapter 742 of the Ohio Revised Code. OP&F issues a publicly available financial report that includes financial statements and required supplementary information for the plan. That report may be obtained by writing to the OP&F, 140 East Town Street, Columbus, Ohio 43215-5164 or by visiting the website at www.op-f.org.

Funding Policy - Plan members are required to contribute 10.0% of their annual covered salary, while the City is required to contribute 19.50% and 24.00% for police officers and firefighters, respectively. Contribution rates are established by State statute. For 2012, the portion of the City's contributions to fund pension obligations was 12.75% for police officers and 17.25% for firefighters. The City's required contributions for pension obligations to OP&F for police officers and firefighters were \$358,771 and \$643,400 for the year ended December 31, 2012, \$366,291 and \$631,257 for the year ended December 31, 2011, and \$371,980 and \$614,776 for the year ended December 31, 2010. The full amount has been contributed for 2011 and 2010. 76.35% has been contributed for police and 77.07% has been contributed for firefighters for 2012. The remaining 2012 pension liability has been reported as intergovernmental payable on the basic financial statements.

CITY OF STOW, OHIO

NOTES TO THE BASIC FINANCIAL STATEMENTS FOR THE YEAR ENDED DECEMBER 31, 2012

NOTE 15 - POSTRETIREMENT BENEFIT PLANS

A. Ohio Public Employees Retirement System

Plan Description - OPERS maintains a cost-sharing multiple employer defined benefit post-employment healthcare plan, which includes a medical plan, prescription drug program and Medicare Part B premium reimbursement, to qualifying members of both the Traditional Pension and the Combined Plans. Members of the Member-Directed Plan do not qualify for ancillary benefits, including post-employment health care coverage.

To qualify for post-employment health care coverage, age-and-service retirees under the Traditional Pension and Combined Plans must have ten years or more of qualifying Ohio service credit. The Ohio Revised Code permits, but does not mandate, OPERS to provide OPEB benefits to its eligible members and beneficiaries. Authority to establish and amend benefits is provided in Chapter 145 of the Ohio Revised Code.

Disclosures for the healthcare plan are presented separately in the OPERS financial report which may be obtained by visiting <https://www.opers.org/investments/cafr.shtml>, writing to OPERS, Attention: Finance Director, 277 E. Town St., Columbus, OH 43215-4642 or by calling (614) 222-5601 or (800) 222-7377.

Funding Policy - The post-employment healthcare plan was established under, and is administered in accordance with, Internal Revenue Code Section 401(h). State statute requires that public employers fund post-employment healthcare through contributions to OPERS. A portion of each employer's contribution to the Traditional or Combined Plans is set aside for the funding of post-employment health care.

Employer contribution rates are expressed as a percentage of the covered payroll of active employees. In 2012, local government employers contributed 14.00% of covered payroll. Each year the OPERS' Retirement Board determines the portion of the employer contribution rate that will be set aside for the funding of the postemployment health care benefits. The portion of employer contributions allocated to fund post-employment healthcare for members in the Traditional Plan for 2012 was 4.00%. The portion of employer contributions allocated to fund post-employment healthcare for members in the Combined Plan for 2012 was 6.05%.

The OPERS Retirement Board is also authorized to establish rules for the payment of a portion of the health care benefits provided, by the retiree or their surviving beneficiaries. Payment amounts vary depending on the number of covered dependents and the coverage selected. Active members do not make contributions to the post-employment healthcare plan.

The City's contributions allocated to fund post-employment health care benefits for the years ended December 31, 2012, 2011, and 2010 were \$354,513, \$377,740, and \$497,876, respectively; 90.24% has been contributed for 2012 and 100% has been contributed for 2011 and 2010. The remaining 2012 post-employment health care benefits liability has been reported as intergovernmental payable on the basic financial statements.

Changes to the health care plan were adopted by the OPERS Board of Trustees on September 19, 2012, with a transition plan commencing January 1, 2014. With the recent passage of pension legislation under State Bill 343 and the approved health care changes, OPERS expects to be able to consistently allocate 4 percent of the employer contributions toward the health care fund after the end of the transition period.

CITY OF STOW, OHIO

NOTES TO THE BASIC FINANCIAL STATEMENTS FOR THE YEAR ENDED DECEMBER 31, 2012

NOTE 15 - POSTRETIREMENT BENEFIT PLANS - (Continued)

B. Ohio Police and Fire Pension Fund

Plan Description - The City contributes to the OP&F Pension Fund sponsored health care program, a cost-sharing multiple-employer defined postemployment health care plan administered by OP&F. OP&F provides healthcare benefits including coverage for medical, prescription drugs, dental, vision, Medicare Part B Premium and long term care to retirees, qualifying benefit recipients and their eligible dependents.

OP&F provides access to post-employment health care coverage to any person who receives or is eligible to receive a monthly service, disability or survivor benefit check or is a spouse or eligible dependent child of such person.

The Ohio Revised Code allows, but does not mandate OP&F to provide OPEB benefits. Authority for the OP&F Board of Trustees to provide health care coverage to eligible participants and to establish and amend benefits is codified in Chapter 742 of the Ohio Revised Code.

OP&F issues a publicly available financial report that includes financial statements and required supplementary information for the plan. That report may be obtained by writing to the OP&F, 140 East Town Street, Columbus, Ohio 43215-5164 or by visiting the website at www.op-f.org.

Funding Policy - The Ohio Revised Code provides for contribution requirements of the participating employers and of plan members to the OP&F (defined benefit pension plan). Participating employers are required to contribute to the pension plan at rates expressed as percentages of the payroll of active pension plan members, currently, 19.50% and 24.00% of covered payroll for police and fire employers, respectively. The Ohio Revised Code states that the employer contribution may not exceed 19.50% of covered payroll for police employer units and 24.00% of covered payroll for fire employer units. Active members do not make contributions to the OPEB Plan.

OP&F maintains funds for health care in two separate accounts, one account is for health care benefits under an Internal Revenue Code Section 115 trust and the other account is for Medicare Part B reimbursements administered as an Internal Revenue Code Section 401(h) account, both of which are within the defined benefit pension plan, under the authority granted by the Ohio Revised Code to the OP&F Board of Trustees.

The Board of Trustees is authorized to allocate a portion of the total employer contributions made into the pension plan into the Section 115 trust and the Section 401(h) account as the employer contribution for retiree health care benefits. For the year ended December 31, 2012, the employer contribution allocated to the health care plan was 6.75% of covered payroll. The amount of employer contributions allocated to the health care plan each year is subject to the Trustees' primary responsibility to ensure that the pension benefits are adequately funded and is limited by the provisions of Sections 115 and 401(h).

The OP&F Board of Trustees also is authorized to establish requirements for contributions to the health care plan by retirees and their eligible dependents, or their surviving beneficiaries. Payment amounts vary depending on the number of covered dependents and the coverage selected.

CITY OF STOW, OHIO

NOTES TO THE BASIC FINANCIAL STATEMENTS FOR THE YEAR ENDED DECEMBER 31, 2012

NOTE 15 - POSTRETIREMENT BENEFIT PLANS - (Continued)

The City's contributions to OP&F which were allocated to fund post-employment healthcare benefits for police officers and firefighters were \$189,938 and \$251,765 for the year ended December 31, 2012, \$193,919 and \$247,013 for the year ended December 31, 2011, and \$196,930 and \$240,564 for the year ended December 31, 2010. The full amount has been contributed for 2011 and 2010. 76.35% has been contributed for police and 77.07% has been contributed for firefighters for 2012. The remaining 2012 post-employment health care benefits liability has been reported as intergovernmental payable on the basic financial statements.

NOTE 16 - COMPENSATED ABSENCES

Full-time City employees earn and accumulate paid vacation leave for each work hour or paid service hour completed for the City. The maximum base used for accumulation of vacation pay is eighty hours per pay period. Based upon length of service, employees can earn vacation at rates varying from two weeks to six weeks per year. Part-time employees may earn partial vacation credits while seasonal employees are ineligible for vacation benefits. Upon termination from the City, an employee is entitled to compensation at his or her current base rate of pay for all earned, but unused vacation leave to his or her credit at the time of termination, subject to the maximum amount which can be accumulated at any time, provided the 50th week of employment had been reached. In the case of death, unused vacation leave is paid in the name of the employee to his or her spouse.

Full-time City employees and certain part-time employees earn sick leave at the rate of .05769 hours for every paid service hour completed for the City. The maximum base used for accumulation of sick pay is 80 hours per pay period. Sick leave to be paid for time away from work due to illness may be accumulated without limit. For employees hired prior to July 1, 1996, an employee or his/her estate is paid upon retirement or death 100 percent of the unused amount accumulated equivalent up to 1,000 hours and 50 percent of unused sick leave up to a maximum hours of an additional 1,000 hours at the current base rate, but only to the extent such benefits have been earned as employees of the City. In the case of retirement or death of an employee hired on or after July 1, 1996, the employee or his/her estate is paid 100 percent of the unused amount accumulated to a maximum of 1,000 hours and is not eligible to receive cash payment of 50 percent of unused sick leave up to a maximum of an additional 1,000 hours. The entitlement award for firefighters is prorated according to their respective work year.

Full-time police officers, communication specialists and firefighters are permitted to accumulate holiday time. Police department employees must use their accumulated holiday time prior to April 1 of the following year and the employees of the fire department by July 1 of the following year.

As of December 31, 2012, the liability for compensated absences was \$5,006,905 for the entire City.

NOTE 17 - JOINT ECONOMIC DEVELOPMENT ZONE AGREEMENT

The City of Stow and the City of Akron entered into a Joint Economic Development Zone Agreement (JEDZ Agreement). The revenue sharing agreement was established to facilitate economic development, to create or preserve jobs and employment opportunities, and to improve the economic welfare in the region. The agreement became effective November 6, 2001 and will continue for a period of ninety-nine years, unless modified, supplemented, rescinded, or canceled by mutual agreement.

The JEDZ Agreement establishes three joint economic development zones and details how income tax revenues will be collected and shared within each zone between the City of Stow and the City of Akron. The City made payments of \$196,275, which includes \$54,137 in accounts payable, during 2012 to the City of Akron as a result of this agreement.

CITY OF STOW, OHIO

*NOTES TO THE BASIC FINANCIAL STATEMENTS
FOR THE YEAR ENDED DECEMBER 31, 2012*

NOTE 18 - BUDGETARY BASIS OF ACCOUNTING

While reporting financial position, results of operations, and changes in fund balance on the basis of generally accepted accounting principles (GAAP), the budgetary basis as provided by law is based upon accounting for certain transactions on a basis of cash receipts and disbursements.

The statement of revenue, expenditures and changes in fund balance - budget and actual (non-GAAP budgetary basis) presented for the general fund and the EMS/fire tax levy fund is presented on the budgetary basis to provide a meaningful comparison of actual results with the budget. The major differences between the budget basis and the GAAP basis are that:

- (a) Revenues and other financing sources are recorded when received in cash (budget basis) as opposed to when susceptible to accrual (GAAP basis);
- (b) Expenditures and other financing uses are recorded when paid in cash (budget basis) as opposed to when the liability is incurred (GAAP basis);
- (c) In order to determine compliance with Ohio law, and to reserve that portion of the applicable appropriation, total outstanding encumbrances (budget basis) are recorded as the equivalent of an expenditure, as opposed to assigned, committed, or restricted fund balance for that portion of outstanding encumbrances not already recognized as an account payable (GAAP basis);
- (d) Advances-in and advances-out are operating transactions (budget basis) as opposed to balance sheet transactions (GAAP basis);
- (e) Investments are reported at fair value (GAAP basis) rather than cost (budget basis); and,
- (f) Some funds are included in the general fund (GAAP basis), but have separate legally adopted budgets (budget basis).

The following table summarizes the adjustments necessary to reconcile the GAAP basis statements (as reported in the fund financial statements) to the budgetary basis statements for all governmental funds for which a budgetary basis statement is presented:

	Net Change in Fund Balance	
	<u>General</u>	<u>EMS/Fire Tax Levy</u>
Budget basis	\$ (648,088)	\$ 22,449
Net adjustment for revenue accruals	(248,668)	(22)
Net adjustment for expenditure accruals	(112,584)	1,226
Net adjustment for other sources (uses)	10,000	1,500
Funds budgeted elsewhere	4,074	-
Adjustment for encumbrances	<u>620,039</u>	<u>802</u>
GAAP basis	<u>\$ (375,227)</u>	<u>\$ 25,955</u>

CITY OF STOW, OHIO

*NOTES TO THE BASIC FINANCIAL STATEMENTS
FOR THE YEAR ENDED DECEMBER 31, 2012*

NOTE 19 - FUND BALANCE

Fund balance is classified as nonspendable, restricted, committed, assigned and/or unassigned based primarily on the extent to which the City is bound to observe constraints imposed upon the use of resources in the governmental funds. The constraints placed on fund balance for the major governmental funds and all other governmental funds are presented below:

Fund balance	General	Fire/EMS Tax Levy	General Capital Improvements	Nonmajor Governmental Funds	Total Governmental Funds
Nonspendable:					
Materials and supplies inventory	\$ 136,318	\$ -	\$ -	\$ 455,496	\$ 591,814
Loans	<u>150,000</u>	<u>-</u>	<u>-</u>	<u>-</u>	<u>150,000</u>
Total nonspendable	<u>286,318</u>	<u>-</u>	<u>-</u>	<u>455,496</u>	<u>741,814</u>
Restricted:					
Police and fire	-	-	-	182,532	182,532
Street repair and maintenance	-	-	-	2,478,470	2,478,470
Public health	-	-	-	78,992	78,992
Leisure time activities	-	-	-	109,952	109,952
Special assessments	-	-	-	6,807	6,807
Municipal court	-	-	-	904,564	904,564
Capital outlay	<u>-</u>	<u>-</u>	<u>1,497,206</u>	<u>-</u>	<u>1,497,206</u>
Total restricted	<u>-</u>	<u>-</u>	<u>1,497,206</u>	<u>3,761,317</u>	<u>5,258,523</u>
Committed:					
General government	17,955	-	-	362,118	380,073
Police and fire	-	-	-	75,613	75,613
Leisure time activities	-	-	-	189,969	189,969
Community & economic development	-	-	-	316,152	316,152
Debt service	-	-	-	107,411	107,411
Capital outlay	<u>-</u>	<u>-</u>	<u>895,285</u>	<u>-</u>	<u>895,285</u>
Total committed	<u>17,955</u>	<u>-</u>	<u>895,285</u>	<u>1,051,263</u>	<u>1,964,503</u>
Assigned:					
Subsequent year appropriations	3,027,929	-	-	-	3,027,929
General government	208,834	-	-	-	208,834
Police and fire	119,826	-	-	-	119,826
Street repair and maintenance	2,533	-	-	-	2,533
Leisure time activities	91,402	-	-	-	91,402
Community & economic development	<u>21,249</u>	<u>-</u>	<u>-</u>	<u>-</u>	<u>21,249</u>
Total assigned	<u>3,471,773</u>	<u>-</u>	<u>-</u>	<u>-</u>	<u>3,471,773</u>
Unassigned (deficit)	<u>1,222,906</u>	<u>(197,169)</u>	<u>-</u>	<u>(260,684)</u>	<u>765,053</u>
Total fund balances	<u>\$ 4,998,952</u>	<u>\$ (197,169)</u>	<u>\$ 2,392,491</u>	<u>\$ 5,007,392</u>	<u>\$ 12,201,666</u>

CITY OF STOW, OHIO

*NOTES TO THE BASIC FINANCIAL STATEMENTS
FOR THE YEAR ENDED DECEMBER 31, 2012*

NOTE 20 - CONTINGENCIES

A. Grants

The City receives significant financial assistance from numerous federal and State agencies in the form of grants. The disbursement of funds received under these programs generally requires compliance with terms and conditions specified in the grant agreements and are subject to audit by the grantor agencies. Any disallowed claims resulting from such audits could become a liability of the general fund or other applicable funds. However, in the opinion of management, any such disallowed claims will not have a material effect on any of the financial statements of the reporting units included herein or on the overall financial position of the City at December 31, 2012.

B. Litigation

The City is a party to legal proceedings. The City management is of the opinion that ultimate disposition of these claims and legal proceedings will not have a material effect, if any, on the financial condition of the City.

NOTE 21 - OTHER COMMITMENTS

The City utilizes encumbrance accounting as part of its budgetary controls. Encumbrances outstanding at year end may be reported as part of restricted, committed, or assigned classifications of fund balance. At year end, the City's commitments for encumbrances in the governmental funds were as follows:

<u>Fund</u>	<u>Year-End Encumbrances</u>
General fund	\$ 796,235
Fire/EMS levy fund	1,305
General capital improvements	480,190
Other governmental	<u>579,990</u>
Total	<u>\$ 1,857,720</u>

NOTE 22 - STOW COMMUNITY IMPROVEMENT CORPORATION

The Stow Community Improvement Corporation ("CIC") was formed pursuant to Ohio Revised Code Section 1724. The Articles of Incorporation were approved on November 8, 1985. The CIC was designated as a not-for-profit agency of the City for advancing, encouraging and promoting the industrial, economic, commercial, and civic development of Stow and the territory surrounding Stow.

The City of Stow (the "City") is a charter municipal corporation incorporated under the laws of the State of Ohio. In accordance with the Governmental Accounting Standards Board (GASB) Statement No. 14, *The Financial Reporting Entity*, the City's financial statements include all organizations, activities and functions which comprise the primary government and those legally separate entities for which the City is financially accountable.

The CIC operates independently, but with oversight by the City, which includes City Council approval of the CIC's annual budget. The CIC has the authority to expend its funds as it determines within the approved budget. The City is the primary source of funding for the CIC (in most years, the City provides the CIC's entire funding allocation). If the CIC developed its own funding sources, its independence would increase. No debt would be issued by the CIC without the concurrence of the City. The CIC has no taxing authority. The City does not appoint a majority of the Board of Trustees and the CIC does not provide services entirely or almost entirely to the City. The CIC is presented as a discrete component unit of the City. The CIC does not include any other units in its presentation.

CITY OF STOW, OHIO

*NOTES TO THE BASIC FINANCIAL STATEMENTS
FOR THE YEAR ENDED DECEMBER 31, 2012*

NOTE 22 - STOW COMMUNITY IMPROVEMENT CORPORATION - (Continued)

Summary of Significant Accounting Policies

The basic financial statements (BFS) of the CIC have been prepared in conformity with accounting principles generally accepted in the United States of America (GAAP) as applied to governmental units. The Governmental Accounting Standards Board (GASB) is the accepted standard-setting body for establishing governmental accounting and financial reporting principles.

The CIC's significant accounting policies are described below.

A. Basis of Accounting

The financial statements of the CIC are prepared using the accrual basis of accounting.

B. Federal Income Tax

The Stow Community Improvement Corporation is exempt from federal income tax under Section 501 (c) (3) of the Internal Revenue Code.

C. Cash

All monies received by the CIC are deposited in a demand deposit account and covered by FDIC.

D. Net position

Net position represents the difference between assets and liabilities.

E. Estimates

The preparation of financial statements in conformity with GAAP requires management to make estimates and assumptions that affect the amounts reported in the financial statements and accompanying notes. Actual results may differ from those estimates.

Related Party Transactions and Economic Dependence

The CIC received contributions from the City of Stow in the amount of \$50,000 to support operations of the CIC for fiscal year 2012.

Ohio Department of Development Loan

On July 12, 2011, the CIC, acting as a pass-through entity, received a \$1,250,000 loan from the Ohio Department of Development (ODOD) to be used for the purchase and subsequent leaseback of certain machinery and equipment owned by Wrayco LLC. The CIC then entered into an agreement to assign the lease payments from Wrayco LLC to the ODOD for payment of the loan. The principal and interest payments on the loan will be made directly from Wrayco LLC to the ODOD. The loan is scheduled to mature on August 1, 2018 and bears an interest rate of 1% in the first year and an interest rate of 3% for the remaining years. The CIC has no responsibility for the payment of the debt issued as the repayment is supported solely by pledged receipts of Wrayco LLC. The CIC has no obligation to the ODOD in the event of Wrayco LLC's default.

CITY OF STOW, OHIO

*NOTES TO THE BASIC FINANCIAL STATEMENTS
FOR THE YEAR ENDED DECEMBER 31, 2012*

NOTE 23 - SIGNIFICANT SUBSEQUENT EVENTS

The following notes were due and refinanced in 2013:

- The \$375,000 2012 fire/rescue vehicles notes were retired and \$275,000 was refinanced on May 2, 2013.
- The \$4,600,000 2012 municipal courthouse construction notes were retired and \$4,100,000 was refinanced on May 2, 2013.
- The \$800,000 2012 Rt. 8/Seasons Rd. interchange notes were retired and \$450,000 was refinanced on May 2, 2013.
- The \$750,000 2012 Hudson Drive reconstruction project notes were retired and reissued for \$750,000 on May 2, 2013.

THIS PAGE IS INTENTIONALLY LEFT BLANK

**COMBINING STATEMENTS
AND INDIVIDUAL FUND SCHEDULES**

THIS PAGE IS INTENTIONALLY LEFT BLANK

CITY OF STOW, OHIO

*INDIVIDUAL FUND SCHEDULES
FUND DESCRIPTIONS - GOVERNMENTAL FUNDS*

GENERAL FUND

The general fund accounts for all financial resources except those required to be accounted for in another fund. The general fund balance is available to the City for any purpose provided it is expended or transferred according to the charter of the City and/or the general laws of Ohio.

SPECIAL REVENUE FUNDS

The special revenue funds are used to account for all specific financial resources (other than major capital projects) that are legally restricted or committed for specified expenditure purposes. The following are the special revenue funds which the City operates:

Major Special Revenue Fund

EMS/Fire Tax Levy Fund

This fund accounts for proceeds of levy money that is legally restricted to expenditures to provide EMS and fire protection services.

Nonmajor Special Revenue Funds

Street Construction Fund

This fund accounts for the portion of state gasoline tax and motor vehicle registration fees designated for the maintenance of the streets within the City.

State Highway Improvement Fund

This fund accounts for the portion of the state gasoline tax and motor vehicle registration fees designated for maintenance of state highways within the City.

Police Pension and Disability Fund

This fund accounts for property taxes levied and other monies for the payment of the accrued liability for police disability and pension benefits.

Fire Pension and Disability Fund

This fund accounts for property taxes levied and other monies for the payment of the accrued liability for fire disability and pension benefits.

Motor Vehicle License Tax Fund

This fund accounts for the additional motor vehicle registration fees designated for maintenance and repair of streets within the City.

ODNR Litter Prevention Grant Fund

This fund accounts for grants received from the Ohio Department of Natural Resources and Summit County for the City's litter prevention program.

EMS Transport Fees Fund

This fund accounts for EMS transport fees collected and to disburse collections in accordance with City policy.

Police Enforcement and Education Fund

This fund accounts for proceeds of fines imposed by the Municipal Court for alcohol related offenses involving the operation of a motor vehicle. Fines collected are used for law enforcement and educating the public of the dangers of operating a motor vehicle while under the influence of alcohol.

CITY OF STOW, OHIO

*INDIVIDUAL FUND SCHEDULES
FUND DESCRIPTIONS - GOVERNMENTAL FUNDS*

Nonmajor Special Revenue Funds (Continued)

Special Assessment Improvements Fund

This fund accounts for the collected taxes levied by special assessment where specified improvements were levied to specific taxpayers and expenditures to pay the related applicable debt payments and the costs associated with collection and payment.

Tree Trust Fund

This fund accounts for donations or restitutions for damages for planting and relocation of trees and other greenery within the City.

Communications Tower Fund

This fund accounts for monies received from carriers using the GTE MobilNet Communication Tower. Monies are used for park improvements.

Cemetery Trust Fund

This fund accounts for sale of graves, opening and closing of same, sale of monuments, tombs or vaults, burying ashes and disinterment.

Park Improvements Fund

This fund accounts for contributions from residents, civic groups, industries or other gratuitous donors for improvements of City parks.

Other Nonmajor Special Revenue Funds

Federal Law Enforcement Forfeited Fees	Business Assistance
Community Events	City Lodging Tax
Safety Town	Enhanced 911 Wireless
D.A.R.E. Program	Adopt a Tree/Tree City
Youth Division Donations	Police Officer Training
Fire Department Emergency Equipment	Court Special Projects
Parks Youth	Probation
Police Department Emergency Equipment	Indigent Drivers
Youth Division Teen Center	Court Technology
Parks Lodge Improvement	Court Clerk Technology
Community Relations	IDIA Monitoring
SS Ballfield Complex	Safe Route to School
Park and Recreation Scholarship	9-11 Memorial
Community Development	COPS Grant
FEMA	

The following fund is included in the general fund (GAAP-basis), but has a separate legally adopted budget (budget basis). This fund is not included in the combining statements for the nonmajor special revenue funds since it is reported in the general fund (GAAP-basis); however, the budgetary schedule for this fund is presented in this section.

Residential Snow Removal Fund

This fund accounts for transfers from the general fund to provide for residential snow removal within the City.

NONMAJOR DEBT SERVICE FUND

General Obligation Bond Retirement Fund

This fund accounts for the resources that are used for the payment of principal, interest, and other fiscal charges on general obligation debt.

CITY OF STOW, OHIO

*INDIVIDUAL FUND SCHEDULES
FUND DESCRIPTIONS - GOVERNMENTAL FUNDS*

MAJOR CAPITAL PROJECTS FUND

The capital project funds are used to account for the acquisition and construction of major capital facilities other than those financed by proprietary fund types. Following is a description of the City's capital projects fund:

General Capital Improvements Fund

This fund accounts for the portion of municipal income tax designated by Council for the purpose of improving, constructing, maintaining, and purchasing the capital items necessary to enhance the operation of the City.

THIS PAGE IS INTENTIONALLY LEFT BLANK

CITY OF STOW, OHIO

*SCHEDULE OF REVENUES, EXPENDITURES AND CHANGES IN
FUND BALANCE - BUDGET AND ACTUAL (NON-GAAP BUDGETARY BASIS)
GENERAL FUND
FOR THE YEAR ENDED DECEMBER 31, 2012*

	<u>Budgeted Amounts</u>		<u>Actual</u>	<u>Variance with Final Budget Positive (Negative)</u>
	<u>Original</u>	<u>Final</u>		
Revenues:				
Property and other taxes	\$ 4,613,129	\$ 4,613,129	\$ 4,579,344	\$ (33,785)
Income taxes	8,441,836	8,441,836	9,255,952	814,116
Special assessments	41,832	41,832	9,678	(32,154)
Charges for services	554,000	554,000	424,113	(129,887)
Licenses and permits.	983,100	983,100	832,976	(150,124)
Fines and forfeitures.	2,736,000	2,736,000	2,479,373	(256,627)
Intergovernmental	3,231,039	3,231,039	2,909,252	(321,787)
Investment income	125,000	125,000	88,155	(36,845)
Rental income	250,100	250,100	179,983	(70,117)
Contributions and donations.	15,000	15,000	11,075	(3,925)
Other	527,625	527,625	331,981	(195,644)
Total revenues	21,518,661	21,518,661	21,101,882	(416,779)
Expenditures:				
Current:				
General government				
City Council				
Personal services	258,602	258,602	257,766	836
Other	23,001	23,001	22,830	171
Mayor's Office				
Personal services	161,725	161,725	161,710	15
Other	16,954	16,954	13,938	3,016
Finance Department				
Personal services	390,109	390,109	390,106	3
Other	60,770	60,770	60,272	498
Law Department				
Personal services	332,928	332,928	328,405	4,523
Other	27,975	27,975	24,124	3,851
Civil Service Commission				
Other	599	599	433	166
Computer Services				
Personal services	320,404	320,404	312,283	8,121
Other	100,203	100,203	92,221	7,982
Service-Administration				
Personal services	338,876	338,876	338,816	60
Other	30,305	30,305	28,558	1,747
Service-Engineer				
Personal services	399,863	399,863	399,860	3
Other	115,091	115,091	110,039	5,052
Service-City Hall				
Personal services	329,789	329,789	329,787	2
Other	320,803	320,803	278,447	42,356
Service-Office				
Personal services	226,405	226,405	223,482	2,923
Other	39,764	39,764	18,137	21,627
Income Tax				
Personal services	298,082	298,082	298,079	3
Other	504,541	504,541	500,675	3,866
Human Resources				
Personal services	22,739	22,739	22,722	17
Other	9,934	9,934	9,503	431

---Continued

CITY OF STOW, OHIO

*SCHEDULE OF REVENUES, EXPENDITURES AND CHANGES IN
FUND BALANCE - BUDGET AND ACTUAL (NON-GAAP BUDGETARY BASIS)
GENERAL FUND - (CONTINUED)
FOR THE YEAR ENDED DECEMBER 31, 2012*

	<u>Budgeted Amounts</u>			Variance with Final Budget Positive (Negative)
	<u>Original</u>	<u>Final</u>	<u>Actual</u>	
Public Defender				
Other	\$ 5,000	\$ 5,000	\$ 4,800	\$ 200
SC Emergency Management - Subsidy				
Other	23,515	23,515	23,515	-
Municipal Court - Judges				
Personal services	1,200,456	1,200,456	1,123,404	77,052
Other	186,724	186,724	155,879	30,845
Clerk of Courts				
Personal services	1,095,854	1,095,854	1,095,852	2
Other	183,355	183,355	180,425	2,930
County and State Fees				
Other	256,565	256,565	254,266	2,299
Miscellaneous				
Other	2,030,584	2,030,584	539,151	1,491,433
Total general government.	<u>9,311,515</u>	<u>9,311,515</u>	<u>7,599,485</u>	<u>1,712,030</u>
Security of persons and property				
Police				
Personal services	4,262,388	4,262,388	4,261,307	1,081
Other	746,757	746,757	683,108	63,649
Fire				
Personal services	3,179,855	3,179,855	3,089,709	90,146
Other	673,150	673,150	638,511	34,639
Police/Fire Communications				
Personal services	1,010,780	1,010,780	1,010,696	84
Other	140,599	140,599	125,713	14,886
Public Safety Service				
Other	103,000	103,000	103,000	-
Total security of persons and property.	<u>10,116,529</u>	<u>10,116,529</u>	<u>9,912,044</u>	<u>204,485</u>
Public health				
Service - Cemetery				
Personal services	85,024	85,024	84,884	140
Other	200	200	100	100
County Health - Subsidy				
Other	293,284	293,284	293,284	-
Total public health.	<u>378,508</u>	<u>378,508</u>	<u>378,268</u>	<u>240</u>
Leisure time activities				
Parks and Recreation - Administration				
Personal services	171,606	171,606	171,486	120
Other	19,818	19,818	18,806	1,012
Parks and Recreation - Recreation				
Personal services	292,194	292,194	292,190	4
Other	219,515	219,515	195,109	24,406
Parks and Recreation - S.S.Swim				
Other	2	2	-	2
Parks and Recreation - Facility				
Other	9,850	9,850	8,693	1,157

---Continued

CITY OF STOW, OHIO

SCHEDULE OF REVENUES, EXPENDITURES AND CHANGES IN
 FUND BALANCE - BUDGET AND ACTUAL (NON-GAAP BUDGETARY BASIS)
 GENERAL FUND - (CONTINUED)
 FOR THE YEAR ENDED DECEMBER 31, 2012

	Budgeted Amounts		Actual	Variance with Final Budget Positive (Negative)
	Original	Final		
Parks and Recreation - Service				
Personal services	\$ 454,582	\$ 454,582	\$ 454,060	\$ 522
Other	297,433	297,433	264,500	32,933
Total leisure time activities	<u>1,465,000</u>	<u>1,465,000</u>	<u>1,404,844</u>	<u>60,156</u>
Community and economic environment				
Planning and Development				
Personal services	301,617	301,617	301,563	54
Other	31,217	31,217	29,574	1,643
Service - Tree Program				
Personal services	263,434	263,434	257,026	6,408
Other	61,352	61,352	54,949	6,403
Service - Building Inspection				
Personal services	337,975	337,975	337,972	3
Other	41,760	41,760	38,012	3,748
Total community and economic development	<u>1,037,355</u>	<u>1,037,355</u>	<u>1,019,096</u>	<u>18,259</u>
Transportation				
Street Repair				
Personal services	402,935	402,935	402,931	4
Other	681,680	681,680	506,869	174,811
AMATS - Subsidy				
Other	6,205	6,205	6,205	-
Total transportation	<u>1,090,820</u>	<u>1,090,820</u>	<u>916,005</u>	<u>174,815</u>
Total expenditures	<u>23,399,727</u>	<u>23,399,727</u>	<u>21,229,742</u>	<u>2,169,985</u>
Excess of revenues over expenditures	<u>(1,881,066)</u>	<u>(1,881,066)</u>	<u>(127,860)</u>	<u>1,753,206</u>
Other financing sources (uses):				
Transfers in	400,000	400,000	173,000	(227,000)
Transfers out	(693,228)	(693,228)	(693,228)	-
Total other financing sources (uses)	<u>(293,228)</u>	<u>(293,228)</u>	<u>(520,228)</u>	<u>(227,000)</u>
Net change in fund balance	(2,174,294)	(2,174,294)	(648,088)	1,526,206
Fund balance at beginning of year	4,174,785	4,174,785	4,174,785	-
Prior year encumbrances appropriated	514,559	514,559	514,559	-
Fund balance at end of year	<u>\$ 2,515,050</u>	<u>\$ 2,515,050</u>	<u>\$ 4,041,256</u>	<u>\$ 1,526,206</u>

CITY OF STOW, OHIO

*SCHEDULE OF REVENUES, EXPENDITURES AND CHANGES IN
FUND BALANCE - BUDGET AND ACTUAL (NON-GAAP BUDGETARY BASIS)
EMS/FIRE TAX LEVY FUND
FOR THE YEAR ENDED DECEMBER 31, 2012*

	<u>Budgeted Amounts</u>		<u>Actual</u>	<u>Variance with Final Budget Positive (Negative)</u>
	<u>Original</u>	<u>Final</u>		
Revenues:				
Property and other local taxes	\$ 1,611,883	\$ 1,611,883	\$ 1,595,832	\$ (16,051)
Intergovernmental.	526,230	526,230	322,465	(203,765)
Other	2,000	2,000	-	(2,000)
Total revenues.	<u>2,140,113</u>	<u>2,140,113</u>	<u>1,918,297</u>	<u>(221,816)</u>
Expenditures:				
Current:				
Security of persons and property				
Personal services	2,161,290	2,361,290	2,228,285	133,005
Other.	138,686	138,686	16,497	122,189
Capital outlay				
Other	579	579	579	-
Debt service:				
Principal retirement	22,490	22,490	22,490	-
Interest and fiscal charges	6,845	6,845	6,845	-
Total expenditures.	<u>2,329,890</u>	<u>2,529,890</u>	<u>2,274,696</u>	<u>255,194</u>
Excess of expenditures over revenues.	<u>(189,777)</u>	<u>(389,777)</u>	<u>(356,399)</u>	<u>33,378</u>
Other financing sources:				
Sale of notes	375,000	375,000	375,000	-
Premium on sale of notes.	-	-	3,848	3,848
Transfers in.	45,958	45,958	-	(45,958)
Total other financing sources	<u>420,958</u>	<u>420,958</u>	<u>378,848</u>	<u>(42,110)</u>
Net change in fund balance	231,181	31,181	22,449	(8,732)
Fund balance at beginning of year	46,298	46,298	46,298	-
Prior year encumbrances appropriated.	<u>3,909</u>	<u>3,909</u>	<u>3,909</u>	<u>-</u>
Fund balance at end of year	<u>\$ 281,388</u>	<u>\$ 81,388</u>	<u>\$ 72,656</u>	<u>\$ (8,732)</u>

CITY OF STOW, OHIO

*SCHEDULE OF REVENUES, EXPENDITURES AND CHANGES IN
FUND BALANCE - BUDGET AND ACTUAL (NON-GAAP BUDGETARY BASIS)
GENERAL CAPITAL IMPROVEMENTS FUND
FOR THE YEAR ENDED DECEMBER 31, 2012*

	Budgeted Amounts		Actual	Variance with
	Original	Final		Final Budget Positive (Negative)
Revenues:				
Income taxes	\$ 2,405,000	\$ 2,405,000	\$ 1,742,392	\$ (662,608)
Intergovernmental.	5,426,000	5,426,000	2,010,781	(3,415,219)
Special assessments	30,000	30,000	18,025	(11,975)
Other	1,109,826	1,109,826	34,951	(1,074,875)
Contributions and donations	50,000	50,000	15,716	(34,284)
Total revenues.	<u>9,020,826</u>	<u>9,020,826</u>	<u>3,821,865</u>	<u>(5,198,961)</u>
Expenditures:				
Capital outlay				
Other	10,092,384	10,592,384	3,521,854	7,070,530
Debt service:				
Principal retirement.	125,552	125,552	125,514	38
Interest and fiscal charges.	419,934	419,934	373,399	46,535
Total expenditures	<u>10,637,870</u>	<u>11,137,870</u>	<u>4,020,767</u>	<u>7,117,103</u>
Excess of expenditures over revenues	<u>(1,617,044)</u>	<u>(2,117,044)</u>	<u>(198,902)</u>	<u>1,918,142</u>
Other financing sources (uses):				
Sale of notes	9,903,067	9,903,067	6,650,000	(3,253,067)
Refunding of notes	(9,950,000)	(9,950,000)	(7,500,000)	2,450,000
Premium on notes.	101,605	101,605	68,229	(33,376)
Transfers in.	2,000,000	2,000,000	1,157,190	(842,810)
Transfers out	(267,637)	(267,637)	(267,637)	-
Total other financing sources (uses)	<u>1,787,035</u>	<u>1,787,035</u>	<u>107,782</u>	<u>(1,679,253)</u>
Net change in fund balance.	169,991	(330,009)	(91,120)	238,889
Fund balance at beginning of year	2,102,046	2,102,046	2,102,046	-
Prior year encumbrances appropriated . . .	<u>1,025,577</u>	<u>1,025,577</u>	<u>1,025,577</u>	<u>-</u>
Fund balance at end of year.	<u>\$ 3,297,614</u>	<u>\$ 2,797,614</u>	<u>\$ 3,036,503</u>	<u>\$ 238,889</u>

CITY OF STOW, OHIO

*BALANCE SHEET
NONMAJOR GOVERNMENTAL FUNDS
DECEMBER 31, 2012*

	<u>Nonmajor Special Revenue Funds</u>	<u>Nonmajor Debt Service Fund</u>	<u>Total Nonmajor Governmental Funds</u>
Assets:			
Equity in pooled cash and cash equivalents	\$ 4,384,909	\$ -	\$ 4,384,909
Receivables:			
Property taxes	492,629	-	492,629
Income taxes	209,235	150,884	360,119
Intergovernmental	795,016	-	795,016
Materials and supplies	455,496	-	455,496
Total assets	<u>\$ 6,337,285</u>	<u>\$ 150,884</u>	<u>\$ 6,488,169</u>
Liabilities:			
Accounts payable	\$ 141,167	\$ -	\$ 141,167
Accrued wages and benefits	247	-	247
Intergovernmental payable	287,463	-	287,463
Total liabilities	<u>428,877</u>	<u>-</u>	<u>428,877</u>
Deferred inflows of resources:			
Property taxes levied for the next fiscal year. . . .	419,006	-	419,006
Delinquent property tax revenue not available. . .	21,504	-	21,504
Income tax revenue not available	60,285	43,473	103,758
Intergovernmental nonexchange transactions . . .	507,632	-	507,632
Total deferred inflows of resources.	<u>1,008,427</u>	<u>43,473</u>	<u>1,051,900</u>
Fund balances:			
Nonspendable	455,496	-	455,496
Restricted.	3,761,317	-	3,761,317
Committed	943,852	107,411	1,051,263
Unassigned (deficit)	<u>(260,684)</u>	<u>-</u>	<u>(260,684)</u>
Total fund balances	<u>4,899,981</u>	<u>107,411</u>	<u>5,007,392</u>
Total liabilities, deferred inflows of resources and fund balances	<u>\$ 6,337,285</u>	<u>\$ 150,884</u>	<u>\$ 6,488,169</u>

CITY OF STOW, OHIO

*COMBINING STATEMENT OF REVENUES, EXPENDITURES AND CHANGES IN FUND BALANCES
NONMAJOR GOVERNMENTAL FUNDS
FOR THE YEAR ENDED DECEMBER 31, 2012*

	<u>Nonmajor Special Revenue Funds</u>	<u>Nonmajor Debt Service Fund</u>	<u>Total Nonmajor Governmental Funds</u>
Revenues:			
Real and other taxes	\$ 637,783	\$ -	\$ 637,783
Income taxes	1,274,514	908,127	2,182,641
Special assessments	51,711	-	51,711
Charges for services	680,881	-	680,881
Fines and forfeitures	832,596	-	832,596
Intergovernmental	2,206,592	-	2,206,592
Investment income	13,834	-	13,834
Rent	83,806	-	83,806
Contributions and donations	67,992	-	67,992
Other	133,671	-	133,671
Total revenues	<u>5,983,380</u>	<u>908,127</u>	<u>6,891,507</u>
Expenditures:			
Current:			
General government	500,210	-	500,210
Security of persons and property	1,321,870	-	1,321,870
Public health	47,862	-	47,862
Leisure time activities	45,625	-	45,625
Community and economic development	93,436	-	93,436
Transportation	1,479,549	-	1,479,549
Capital outlay	1,245,309	-	1,245,309
Debt service:			
Principal retirement.	96,727	591,146	687,873
Interest and fiscal charges	91,469	353,286	444,755
Total expenditures.	<u>4,922,057</u>	<u>944,432</u>	<u>5,866,489</u>
Excess (deficiency) of revenues over (under) expenditures	<u>1,061,323</u>	<u>(36,305)</u>	<u>1,025,018</u>
Other financing sources (uses):			
Refunding of notes	(375,000)	-	(375,000)
Transfers in.	1,616,834	-	1,616,834
Transfers out	<u>(2,097,659)</u>	<u>-</u>	<u>(2,097,659)</u>
Total other financing sources (uses).	<u>(855,825)</u>	<u>-</u>	<u>(855,825)</u>
Net change in fund balances	205,498	(36,305)	169,193
Fund balances at beginning of year.	<u>4,694,483</u>	<u>143,716</u>	<u>4,838,199</u>
Fund balances at end of year	<u>\$ 4,899,981</u>	<u>\$ 107,411</u>	<u>\$ 5,007,392</u>

CITY OF STOW, OHIO

*COMBINING BALANCE SHEET
NONMAJOR SPECIAL REVENUE FUNDS
DECEMBER 31, 2012*

	<u>Street Construction</u>	<u>State Highway Improvement</u>	<u>Police Pension and Disability</u>	<u>Fire Pension and Disability</u>
Assets:				
Equity in pooled cash and cash equivalents.	\$ 1,273,140	\$ 77,363	\$ -	\$ -
Receivables:				
Property taxes.	-	-	220,255	220,255
Income taxes	209,235	-	-	-
Intergovernmental.	637,580	51,696	14,532	14,532
Materials and supplies.	455,496	-	-	-
Total assets	<u>\$ 2,575,451</u>	<u>\$ 129,059</u>	<u>\$ 234,787</u>	<u>\$ 234,787</u>
Liabilities:				
Accounts payable	\$ 47,160	\$ -	\$ -	\$ -
Accrued wages and benefits	-	-	-	-
Intergovernmental payable	18,030	682	129,745	129,862
Total liabilities.	<u>65,190</u>	<u>682</u>	<u>129,745</u>	<u>129,862</u>
Deferred inflows of resources:				
Property taxes levied for the next fiscal year	-	-	209,503	209,503
Delinquent property tax revenue not available	-	-	10,752	10,752
Income tax revenue not available.	60,285	-	-	-
Intergovernmental nonexchange transactions	442,852	35,908	14,436	14,436
Total deferred inflows of resources.	<u>503,137</u>	<u>35,908</u>	<u>234,691</u>	<u>234,691</u>
Fund balances:				
Nonspendable	455,496	-	-	-
Restricted.	1,551,628	92,469	-	-
Committed	-	-	-	-
Unassigned (deficit)	-	-	(129,649)	(129,766)
Total fund balances	<u>2,007,124</u>	<u>92,469</u>	<u>(129,649)</u>	<u>(129,766)</u>
Total liabilities, deferred inflows of resources and fund balances	<u>\$ 2,575,451</u>	<u>\$ 129,059</u>	<u>\$ 234,787</u>	<u>\$ 234,787</u>

<u>Motor Vehicle License Tax</u>	<u>ODNR Litter Prevention Grant</u>	<u>EMS Transport Fees</u>	<u>Police Enforcement and Education</u>	<u>Special Assessment Improvements</u>	<u>Tree Trust</u>
\$ 599,133	\$ 79,522	\$ 83,502	\$ 8,160	\$ 10,270	\$ 110,091
-	-	-	-	-	-
-	-	-	-	-	-
18,262	-	-	50	-	-
-	-	-	-	-	-
<u>\$ 617,395</u>	<u>\$ 79,522</u>	<u>\$ 83,502</u>	<u>\$ 8,210</u>	<u>\$ 10,270</u>	<u>\$ 110,091</u>
\$ -	\$ -	\$ 21,985	\$ -	\$ 3,463	\$ -
-	247	-	-	-	-
-	283	1,023	-	-	-
-	530	23,008	-	3,463	-
-	-	-	-	-	-
-	-	-	-	-	-
-	-	-	-	-	-
-	-	-	-	-	-
-	-	-	-	-	-
-	-	-	-	-	-
-	-	-	-	-	-
-	-	-	-	-	-
617,395	78,992	-	8,210	6,807	-
-	-	60,494	-	-	110,091
-	-	-	-	-	-
<u>617,395</u>	<u>78,992</u>	<u>60,494</u>	<u>8,210</u>	<u>6,807</u>	<u>110,091</u>
<u>\$ 617,395</u>	<u>\$ 79,522</u>	<u>\$ 83,502</u>	<u>\$ 8,210</u>	<u>\$ 10,270</u>	<u>\$ 110,091</u>

-- Continued

CITY OF STOW, OHIO

*COMBINING BALANCE SHEET
NONMAJOR SPECIAL REVENUE FUNDS (CONTINUED)
DECEMBER 31, 2012*

	<u>Communications Tower</u>	<u>Cemetery Trust</u>	<u>Park Improvements</u>	<u>Federal Law Enforcement Forfeited Fees</u>
Assets:				
Equity in pooled cash and cash equivalents.	\$ 318,682	\$ 101,265	\$ 18,739	\$ 6,052
Receivables:				
Property taxes.	-	-	-	-
Income taxes	-	-	-	-
Intergovernmental.	-	-	-	-
Materials and supplies.	-	-	-	-
Total assets	<u>\$ 318,682</u>	<u>\$ 101,265</u>	<u>\$ 18,739</u>	<u>\$ 6,052</u>
Liabilities:				
Accounts payable	\$ 2,530	\$ 588	\$ -	\$ 632
Accrued wages and benefits	-	-	-	-
Intergovernmental payable	-	-	-	-
Total liabilities.	<u>2,530</u>	<u>588</u>	<u>-</u>	<u>632</u>
Deferred inflows of resources:				
Property taxes levied for the next fiscal year	-	-	-	-
Delinquent property tax revenue not available	-	-	-	-
Income tax revenue not available.	-	-	-	-
Intergovernmental nonexchange transactions	-	-	-	-
Total deferred inflows of resources.	<u>-</u>	<u>-</u>	<u>-</u>	<u>-</u>
Fund balances:				
Nonspendable	-	-	-	-
Restricted.	-	100,677	-	5,420
Committed	316,152	-	18,739	-
Unassigned (deficit)	-	-	-	-
Total fund balances	<u>316,152</u>	<u>100,677</u>	<u>18,739</u>	<u>5,420</u>
Total liabilities, deferred inflows of resources and fund balances	<u>\$ 318,682</u>	<u>\$ 101,265</u>	<u>\$ 18,739</u>	<u>\$ 6,052</u>

<u>Community Events</u>	<u>Safety Town</u>	<u>D.A.R.E. Program</u>	<u>Youth Division Donations</u>	<u>Fire Department Emergency Equipment</u>	<u>Parks Youth</u>
\$ 2,325	\$ 3,133	\$ 17,870	\$ 6,059	\$ 4,889	\$ 862
-	-	-	-	-	-
-	-	-	-	-	-
-	-	-	-	-	-
<u>\$ 2,325</u>	<u>\$ 3,133</u>	<u>\$ 17,870</u>	<u>\$ 6,059</u>	<u>\$ 4,889</u>	<u>\$ 862</u>
\$ -	\$ -	\$ -	\$ -	\$ -	\$ -
-	-	-	-	-	-
1,830	-	634	-	-	-
<u>1,830</u>	<u>-</u>	<u>634</u>	<u>-</u>	<u>-</u>	<u>-</u>
-	-	-	-	-	-
-	-	-	-	-	-
-	-	-	-	-	-
<u>-</u>	<u>-</u>	<u>-</u>	<u>-</u>	<u>-</u>	<u>-</u>
-	-	-	-	-	-
495	-	17,236	-	-	862
-	3,133	-	6,059	4,889	-
-	-	-	-	-	-
<u>495</u>	<u>3,133</u>	<u>17,236</u>	<u>6,059</u>	<u>4,889</u>	<u>862</u>
<u>\$ 2,325</u>	<u>\$ 3,133</u>	<u>\$ 17,870</u>	<u>\$ 6,059</u>	<u>\$ 4,889</u>	<u>\$ 862</u>

-- Continued

CITY OF STOW, OHIO

*COMBINING BALANCE SHEET
NONMAJOR SPECIAL REVENUE FUNDS (CONTINUED)
DECEMBER 31, 2012*

	Police Department Emergency Equipment	Youth Division Teen Center	Parks Lodge Improvement	Community Relations
Assets:				
Equity in pooled cash and cash equivalents.	\$ 21,060	\$ 1,038	\$ 58,297	\$ 4,187
Receivables:				
Property taxes.	-	-	-	-
Income taxes	-	-	-	-
Intergovernmental.	-	-	-	-
Materials and supplies.	-	-	-	-
Total assets	<u>\$ 21,060</u>	<u>\$ 1,038</u>	<u>\$ 58,297</u>	<u>\$ 4,187</u>
Liabilities:				
Accounts payable	\$ 6,500	\$ -	\$ -	\$ 120
Accrued wages and benefits	-	-	-	-
Intergovernmental payable	-	-	-	-
Total liabilities.	<u>6,500</u>	<u>-</u>	<u>-</u>	<u>120</u>
Deferred inflows of resources:				
Property taxes levied for the next fiscal year	-	-	-	-
Delinquent property tax revenue not available	-	-	-	-
Income tax revenue not available.	-	-	-	-
Intergovernmental nonexchange transactions	-	-	-	-
Total deferred inflows of resources.	<u>-</u>	<u>-</u>	<u>-</u>	<u>-</u>
Fund balances:				
Nonspendable	-	-	-	-
Restricted.	14,560	-	-	-
Committed	-	1,038	58,297	4,067
Unassigned (deficit)	-	-	-	-
Total fund balances	<u>14,560</u>	<u>1,038</u>	<u>58,297</u>	<u>4,067</u>
Total liabilities, deferred inflows of resources and fund balances	<u>\$ 21,060</u>	<u>\$ 1,038</u>	<u>\$ 58,297</u>	<u>\$ 4,187</u>

SS Ballfield Complex	Park and Recreation Scholarship	Business Assistance	City Lodging Tax	Enhanced 911 Wireless	Adopt a Tree/ Tree City
\$ 2,842	\$ 1,858	\$ 519	\$ 309,238	\$ 144,026	\$ 3,262
-	-	-	52,119	-	-
-	-	-	-	-	-
-	-	-	-	4,177	-
-	-	-	-	-	-
<u>\$ 2,842</u>	<u>\$ 1,858</u>	<u>\$ 519</u>	<u>\$ 361,357</u>	<u>\$ 148,203</u>	<u>\$ 3,262</u>
\$ -	\$ -	\$ -	\$ -	\$ 14,643	\$ -
-	-	-	-	-	-
-	-	-	3,825	-	-
-	-	-	3,825	14,643	-
-	-	-	-	-	-
-	-	-	-	-	-
-	-	-	-	-	-
-	-	-	-	-	-
-	-	-	-	-	-
-	1,858	-	-	133,560	3,262
2,842	-	519	357,532	-	-
-	-	-	-	-	-
<u>2,842</u>	<u>1,858</u>	<u>519</u>	<u>357,532</u>	<u>133,560</u>	<u>3,262</u>
<u>\$ 2,842</u>	<u>\$ 1,858</u>	<u>\$ 519</u>	<u>\$ 361,357</u>	<u>\$ 148,203</u>	<u>\$ 3,262</u>

-- Continued

CITY OF STOW, OHIO

*COMBINING BALANCE SHEET
NONMAJOR SPECIAL REVENUE FUNDS (CONTINUED)
DECEMBER 31, 2012*

	<u>Police Officer Training</u>	<u>Court Special Projects</u>	<u>Probation</u>	<u>Indigent Drivers</u>
Assets:				
Equity in pooled cash and cash equivalents.	\$ 3,546	\$ 542,526	\$ 47,632	\$ 70,419
Receivables:				
Property taxes.	-	-	-	-
Income taxes	-	-	-	-
Intergovernmental.	-	32,158	10,496	2,728
Materials and supplies.	-	-	-	-
Total assets	<u>\$ 3,546</u>	<u>\$ 574,684</u>	<u>\$ 58,128</u>	<u>\$ 73,147</u>
Liabilities:				
Accounts payable	\$ -	\$ -	\$ 32,749	\$ -
Accrued wages and benefits	-	-	-	-
Intergovernmental payable	-	-	-	-
Total liabilities.	<u>-</u>	<u>-</u>	<u>32,749</u>	<u>-</u>
Deferred inflows of resources:				
Property taxes levied for the next fiscal year	-	-	-	-
Delinquent property tax revenue not available	-	-	-	-
Income tax revenue not available.	-	-	-	-
Intergovernmental nonexchange transactions	-	-	-	-
Total deferred inflows of resources.	<u>-</u>	<u>-</u>	<u>-</u>	<u>-</u>
Fund balances:				
Nonspendable	-	-	-	-
Restricted.	3,546	574,684	25,379	73,147
Committed	-	-	-	-
Unassigned (deficit)	-	-	-	-
Total fund balances	<u>3,546</u>	<u>574,684</u>	<u>25,379</u>	<u>73,147</u>
Total liabilities, deferred inflows of resources and fund balances	<u>\$ 3,546</u>	<u>\$ 574,684</u>	<u>\$ 58,128</u>	<u>\$ 73,147</u>

- - Continued

Court Technology	Court Clerk Technology	IDIA Monitoring	Safe Route to School	9-11 Memorial	COPS Grant
\$ 15,469	\$ 11,846	\$ 206,311	\$ 216,978	\$ 2,798	\$ -
-	-	-	-	-	-
-	-	-	-	-	-
2,997	2,996	2,812	-	-	-
-	-	-	-	-	-
<u>\$ 18,466</u>	<u>\$ 14,842</u>	<u>\$ 209,123</u>	<u>\$ 216,978</u>	<u>\$ 2,798</u>	<u>\$ -</u>
\$ 8,794	\$ 2,003	\$ -	\$ -	\$ -	\$ -
-	-	-	-	-	-
280	-	-	-	-	1,269
<u>9,074</u>	<u>2,003</u>	<u>-</u>	<u>-</u>	<u>-</u>	<u>1,269</u>
-	-	-	-	-	-
-	-	-	-	-	-
-	-	-	-	-	-
-	-	-	-	-	-
-	-	-	-	-	-
-	-	-	-	-	-
9,392	12,839	209,123	216,978	2,798	-
-	-	-	-	-	-
-	-	-	-	-	(1,269)
<u>9,392</u>	<u>12,839</u>	<u>209,123</u>	<u>216,978</u>	<u>2,798</u>	<u>(1,269)</u>
<u>\$ 18,466</u>	<u>\$ 14,842</u>	<u>\$ 209,123</u>	<u>\$ 216,978</u>	<u>\$ 2,798</u>	<u>\$ -</u>

CITY OF STOW, OHIO

*COMBINING BALANCE SHEET
NONMAJOR SPECIAL REVENUE FUNDS (CONTINUED)
DECEMBER 31, 2012*

	Total Nonmajor Special Revenue Funds
	<hr/>
Assets:	
Equity in pooled cash and cash equivalents.	\$ 4,384,909
Receivables:	
Property taxes.	492,629
Income taxes	209,235
Intergovernmental.	795,016
Materials and supplies.	455,496
	<hr/>
Total assets	\$ 6,337,285
	<hr/>
Liabilities:	
Accounts payable	\$ 141,167
Accrued wages and benefits	247
Intergovernmental payable	287,463
	<hr/>
Total liabilities.	428,877
	<hr/>
Deferred inflows of resources:	
Property taxes levied for the next fiscal year	419,006
Delinquent property tax revenue not available	21,504
Income tax revenue not available.	60,285
Intergovernmental nonexchange transactions	507,632
	<hr/>
Total deferred inflows of resources.	1,008,427
	<hr/>
Fund balances:	
Nonspendable	455,496
Restricted.	3,761,317
Committed	943,852
Unassigned (deficit)	(260,684)
	<hr/>
Total fund balances	4,899,981
	<hr/>
Total liabilities, deferred inflows of resources and fund balances	\$ 6,337,285
	<hr/>

THIS PAGE IS INTENTIONALLY LEFT BLANK

CITY OF STOW, OHIO

*COMBINING STATEMENT OF REVENUES, EXPENDITURES
AND CHANGES IN FUND BALANCES
NONMAJOR SPECIAL REVENUE FUNDS
FOR THE YEAR ENDED DECEMBER 31, 2012*

	Street Construction	State Highway Improvement	Police Pension and Disability	Fire Pension and Disability
Revenues:				
Property and other taxes	\$ -	\$ -	\$ 208,152	\$ 208,152
Income taxes	1,274,514	-	-	-
Special assessments	-	-	-	-
Charges for services	-	-	-	-
Fines and forfeitures	-	-	-	-
Intergovernmental	1,446,302	104,912	34,616	34,616
Investment income	4,254	222	-	-
Rent	-	-	-	-
Contributions and donations.	-	-	-	-
Other	22,397	436	-	-
Total revenues.	2,747,467	105,570	242,768	242,768
Expenditures:				
Current:				
General government	-	-	-	-
Security of persons and property.	-	-	552,964	569,776
Public health	-	-	-	-
Leisure time activities	-	-	-	-
Community and economic development	-	-	-	-
Transportation	1,385,355	45,790	-	-
Capital outlay.	903,650	-	-	-
Debt service:				
Principal retirement.	15,969	-	-	-
Interest and fiscal charges.	524	-	-	-
Total expenditures	2,305,498	45,790	552,964	569,776
Excess (deficiency) of revenues over (under) expenditures	441,969	59,780	(310,196)	(327,008)
Other financing sources (uses):				
Refunding of notes.	-	-	-	-
Transfers in.	-	-	329,406	351,822
Transfers out	-	-	-	-
Total other financing sources (uses)	-	-	329,406	351,822
Net change in fund balances.	441,969	59,780	19,210	24,814
Fund balances (deficits) at beginning of year	1,565,155	32,689	(148,859)	(154,580)
Fund balances (deficits) at end of year	\$ 2,007,124	\$ 92,469	\$ (129,649)	\$ (129,766)

Motor Vehicle License Tax	ODNR Litter Prevention Grant	EMS Transport Fees	Police Enforcement and Education	Special Assessment Improvements	Tree Trust
\$ -	\$ -	\$ -	\$ -	\$ -	\$ -
-	-	-	-	-	-
-	-	-	-	51,711	-
-	-	663,222	-	-	-
-	-	-	2,544	-	-
241,834	26,008	-	-	-	-
2,697	-	-	-	-	-
-	-	-	-	-	-
-	-	-	-	-	-
-	-	28	-	-	71,641
<u>244,531</u>	<u>26,008</u>	<u>663,250</u>	<u>2,544</u>	<u>51,711</u>	<u>71,641</u>
-	-	-	-	-	-
-	-	60,648	-	49,401	-
-	13,549	-	-	-	-
-	-	-	-	-	18,398
-	-	-	-	-	-
181,500	-	-	-	-	-
-	-	59,000	-	-	-
-	-	87,431	-	-	-
<u>181,500</u>	<u>13,549</u>	<u>207,079</u>	<u>-</u>	<u>49,401</u>	<u>18,398</u>
<u>63,031</u>	<u>12,459</u>	<u>456,171</u>	<u>2,544</u>	<u>2,310</u>	<u>53,243</u>
-	-	(375,000)	-	-	-
-	-	-	-	-	-
-	-	(101,500)	-	-	-
-	-	(476,500)	-	-	-
63,031	12,459	(20,329)	2,544	2,310	53,243
<u>554,364</u>	<u>66,533</u>	<u>80,823</u>	<u>5,666</u>	<u>4,497</u>	<u>56,848</u>
<u>\$ 617,395</u>	<u>\$ 78,992</u>	<u>\$ 60,494</u>	<u>\$ 8,210</u>	<u>\$ 6,807</u>	<u>\$ 110,091</u>

-- Continued

CITY OF STOW, OHIO

*COMBINING STATEMENT OF REVENUES, EXPENDITURES
AND CHANGES IN FUND BALANCES
NONMAJOR SPECIAL REVENUE FUNDS (CONTINUED)
FOR THE YEAR ENDED DECEMBER 31, 2012*

	Communications Tower	Cemetery Trust	Park Improvements	Federal Law Enforcement Forfeited Fees
Revenues:				
Property and other taxes	\$ -	\$ -	\$ -	\$ -
Income taxes	-	-	-	-
Special assessments	-	-	-	-
Charges for services	-	-	-	-
Fines and forfeitures	-	-	-	-
Intergovernmental	-	-	-	-
Investment income	-	-	-	-
Rent	83,806	-	-	-
Contributions and donations.	1,978	-	500	-
Other	-	21,625	-	-
Total revenues.	85,784	21,625	500	-
Expenditures:				
Current:				
General government	-	-	-	-
Security of persons and property.	-	-	-	13,515
Public health	-	34,313	-	-
Leisure time activities	-	-	-	-
Community and economic development	93,436	-	-	-
Transportation	-	-	-	-
Capital outlay.	51,544	2,532	7,364	-
Debt service:				
Principal retirement.	21,758	-	-	-
Interest and fiscal charges.	3,514	-	-	-
Total expenditures	170,252	36,845	7,364	13,515
Excess (deficiency) of revenues over (under) expenditures	(84,468)	(15,220)	(6,864)	(13,515)
Other financing sources (uses):				
Refunding of notes.	-	-	-	-
Transfers in.	-	46,637	-	-
Transfers out	-	-	-	-
Total other financing sources (uses)	-	46,637	-	-
Net change in fund balances.	(84,468)	31,417	(6,864)	(13,515)
Fund balances (deficits) at beginning of year	400,620	69,260	25,603	18,935
Fund balances (deficits) at end of year	\$ 316,152	\$ 100,677	\$ 18,739	\$ 5,420

<u>Community Events</u>	<u>Safety Town</u>	<u>D.A.R.E. Program</u>	<u>Youth Division Donations</u>	<u>Fire Department Emergency Equipment</u>	<u>Parks Youth</u>
\$ -	\$ -	\$ -	\$ -	\$ -	\$ -
-	-	-	-	-	-
-	-	-	-	-	-
7,589	-	-	-	-	-
-	-	-	-	-	-
-	-	23,250	-	-	-
-	-	-	-	-	-
-	-	-	-	-	-
18,407	6,950	-	-	1,840	-
-	-	-	-	-	-
<u>25,996</u>	<u>6,950</u>	<u>23,250</u>	<u>-</u>	<u>1,840</u>	<u>-</u>
-	-	-	-	-	-
-	5,925	26,892	-	-	-
-	-	-	-	-	-
23,935	-	-	-	-	-
-	-	-	-	-	-
-	-	-	-	-	-
-	-	-	-	-	-
-	-	-	-	-	-
<u>23,935</u>	<u>5,925</u>	<u>26,892</u>	<u>-</u>	<u>-</u>	<u>-</u>
-	-	-	-	-	-
2,061	1,025	(3,642)	-	1,840	-
-	-	-	-	-	-
-	-	2,000	-	-	-
-	-	-	-	-	-
-	-	2,000	-	-	-
2,061	1,025	(1,642)	-	1,840	-
(1,566)	2,108	18,878	6,059	3,049	862
<u>\$ 495</u>	<u>\$ 3,133</u>	<u>\$ 17,236</u>	<u>\$ 6,059</u>	<u>\$ 4,889</u>	<u>\$ 862</u>

-- Continued

CITY OF STOW, OHIO

*COMBINING STATEMENT OF REVENUES, EXPENDITURES
AND CHANGES IN FUND BALANCES
NONMAJOR SPECIAL REVENUE FUNDS (CONTINUED)
FOR THE YEAR ENDED DECEMBER 31, 2012*

	Police Department Emergency Equipment	Youth Division Teen Center	Parks Lodge Improvement	Community Relations
Revenues:				
Property and other taxes	\$ -	\$ -	\$ -	\$ -
Income taxes	-	-	-	-
Special assessments	-	-	-	-
Charges for services	-	-	10,070	-
Fines and forfeitures	-	-	-	-
Intergovernmental	-	-	-	-
Investment income	-	-	-	-
Rent	-	-	-	-
Contributions and donations.	17,358	-	-	-
Other	-	-	-	12,530
Total revenues.	17,358	-	10,070	12,530
Expenditures:				
Current:				
General government	-	-	-	-
Security of persons and property.	6,537	-	-	-
Public health	-	-	-	-
Leisure time activities	-	117	392	-
Community and economic development	-	-	-	-
Transportation	-	-	-	-
Capital outlay.	-	-	-	-
Debt service:				
Principal retirement.	-	-	-	-
Interest and fiscal charges.	-	-	-	-
Total expenditures	6,537	117	392	-
Excess (deficiency) of revenues over (under) expenditures	10,821	(117)	9,678	12,530
Other financing sources (uses):				
Refunding of notes.	-	-	-	-
Transfers in.	-	-	-	-
Transfers out	-	-	-	-
Total other financing sources (uses)	-	-	-	-
Net change in fund balances.	10,821	(117)	9,678	12,530
Fund balances (deficits) at beginning of year	3,739	1,155	48,619	(8,463)
Fund balances (deficits) at end of year	\$ 14,560	\$ 1,038	\$ 58,297	\$ 4,067

SS Ballfield Complex	Park and Recreation Scholarship	Community Development	Business Assistance	City Lodging Tax	Enhanced 911 Wireless
\$ -	\$ -	\$ -	\$ -	\$ 221,479	\$ -
-	-	-	-	-	-
-	-	-	-	-	-
-	-	-	-	-	-
-	-	75,000	-	-	105,591
-	-	-	-	-	-
-	-	-	25	-	-
5,014	-	-	-	-	-
<u>5,014</u>	<u>-</u>	<u>75,000</u>	<u>25</u>	<u>221,479</u>	<u>105,591</u>
-	-	-	-	199,711	-
-	-	-	-	-	34,943
-	-	-	-	-	-
290	-	-	-	-	-
-	-	-	-	-	-
2,907	-	75,000	-	-	-
-	-	-	-	-	-
<u>-</u>	<u>-</u>	<u>-</u>	<u>-</u>	<u>-</u>	<u>-</u>
<u>3,197</u>	<u>-</u>	<u>75,000</u>	<u>-</u>	<u>199,711</u>	<u>34,943</u>
<u>1,817</u>	<u>-</u>	<u>-</u>	<u>25</u>	<u>21,768</u>	<u>70,648</u>
-	-	-	-	-	-
-	-	-	-	-	-
<u>-</u>	<u>-</u>	<u>-</u>	<u>-</u>	<u>-</u>	<u>-</u>
<u>1,817</u>	<u>-</u>	<u>-</u>	<u>25</u>	<u>21,768</u>	<u>70,648</u>
<u>1,025</u>	<u>1,858</u>	<u>-</u>	<u>494</u>	<u>335,764</u>	<u>62,912</u>
<u>\$ 2,842</u>	<u>\$ 1,858</u>	<u>\$ -</u>	<u>\$ 519</u>	<u>\$ 357,532</u>	<u>\$ 133,560</u>

-- Continued

CITY OF STOW, OHIO

*COMBINING STATEMENT OF REVENUES, EXPENDITURES
AND CHANGES IN FUND BALANCES
NONMAJOR SPECIAL REVENUE FUNDS (CONTINUED)
FOR THE YEAR ENDED DECEMBER 31, 2012*

	Adopt a Tree/ Tree City	Police Officer Training	Court Special Projects	Probation
Revenues:				
Property and other taxes	\$ -	\$ -	\$ -	\$ -
Income taxes	-	-	-	-
Special assessments	-	-	-	-
Charges for services	-	-	-	-
Fines and forfeitures	-	-	501,410	164,437
Intergovernmental	-	-	-	-
Investment income	-	-	6,661	-
Rent	-	-	-	-
Contributions and donations.	-	-	-	-
Other	-	-	-	-
Total revenues.	-	-	508,071	164,437
Expenditures:				
Current:				
General government	-	-	13,066	123,198
Security of persons and property.	-	-	-	-
Public health	-	-	-	-
Leisure time activities	-	-	-	-
Community and economic development	-	-	-	-
Transportation	-	-	-	-
Capital outlay.	-	-	1,301	-
Debt service:				
Principal retirement.	-	-	-	-
Interest and fiscal charges.	-	-	-	-
Total expenditures	-	-	14,367	123,198
Excess (deficiency) of revenues over (under) expenditures	-	-	493,704	41,239
Other financing sources (uses):				
Refunding of notes.	-	-	-	-
Transfers in.	-	-	330,969	-
Transfers out	-	-	(1,350,190)	(65,000)
Total other financing sources (uses)	-	-	(1,019,221)	(65,000)
Net change in fund balances.	-	-	(525,517)	(23,761)
Fund balances (deficits) at beginning of year	3,262	3,546	1,100,201	49,140
Fund balances (deficits) at end of year	\$ 3,262	\$ 3,546	\$ 574,684	\$ 25,379

Indigent Drivers	Court Technology	Court Clerk Technology	IDIA Monitoring	Safe Route to School	9-11 Memorial
\$ -	\$ -	\$ -	\$ -	\$ -	\$ -
-	-	-	-	-	-
-	-	-	-	-	-
-	-	-	-	-	-
25,178	48,155	48,157	42,715	-	-
70,363	-	-	-	44,100	-
-	-	-	-	-	-
-	-	-	-	-	-
-	-	-	-	-	20,934
-	-	-	-	-	-
<u>95,541</u>	<u>48,155</u>	<u>48,157</u>	<u>42,715</u>	<u>44,100</u>	<u>20,934</u>
-	97,456	66,779	-	-	-
-	-	-	-	-	-
-	-	-	-	-	2,493
-	-	-	-	-	-
-	-	-	-	48,404	-
-	-	3,868	-	-	15,643
-	-	-	-	-	-
-	-	-	-	-	-
<u>-</u>	<u>97,456</u>	<u>70,647</u>	<u>-</u>	<u>48,404</u>	<u>18,136</u>
<u>95,541</u>	<u>(49,301)</u>	<u>(22,490)</u>	<u>42,715</u>	<u>(4,304)</u>	<u>2,798</u>
-	-	-	-	-	-
-	55,000	30,000	250,000	221,000	-
(250,000)	-	-	(330,969)	-	-
<u>(250,000)</u>	<u>55,000</u>	<u>30,000</u>	<u>(80,969)</u>	<u>221,000</u>	<u>-</u>
(154,459)	5,699	7,510	(38,254)	216,696	2,798
<u>227,606</u>	<u>3,693</u>	<u>5,329</u>	<u>247,377</u>	<u>282</u>	<u>-</u>
<u>\$ 73,147</u>	<u>\$ 9,392</u>	<u>\$ 12,839</u>	<u>\$ 209,123</u>	<u>\$ 216,978</u>	<u>\$ 2,798</u>

-- Continued

CITY OF STOW, OHIO

*COMBINING STATEMENT OF REVENUES, EXPENDITURES
AND CHANGES IN FUND BALANCES
NONMAJOR SPECIAL REVENUE FUNDS (CONTINUED)
FOR THE YEAR ENDED DECEMBER 31, 2012*

	COPS Grant	Nonmajor Special Revenue Funds
	<hr/>	<hr/>
Revenues:		
Property and other taxes	\$ -	\$ 637,783
Income taxes	-	1,274,514
Special assessments	-	51,711
Charges for services	-	680,881
Fines and forfeitures	-	832,596
Intergovernmental	-	2,206,592
Investment income	-	13,834
Rent	-	83,806
Contributions and donations.	-	67,992
Other	-	133,671
	<hr/>	<hr/>
Total revenues.	-	5,983,380
	<hr/>	<hr/>
Expenditures:		
Current:		
General government	-	500,210
Security of persons and property.	1,269	1,321,870
Public health	-	47,862
Leisure time activities	-	45,625
Community and economic development	-	93,436
Transportation	-	1,479,549
Capital outlay.	-	1,245,309
Debt service:		
Principal retirement.	-	96,727
Interest and fiscal charges.	-	91,469
	<hr/>	<hr/>
Total expenditures	1,269	4,922,057
	<hr/>	<hr/>
Excess (deficiency) of revenues over (under) expenditures	(1,269)	1,061,323
	<hr/>	<hr/>
Other financing sources (uses):		
Refunding of notes.	-	(375,000)
Transfers in.	-	1,616,834
Transfers out	-	(2,097,659)
	<hr/>	<hr/>
Total other financing sources (uses)	-	(855,825)
	<hr/>	<hr/>
Net change in fund balances.	(1,269)	205,498
	<hr/>	<hr/>
Fund balances (deficits) at beginning of year	-	4,694,483
	<hr/>	<hr/>
Fund balances (deficits) at end of year	\$ (1,269)	\$ 4,899,981
	<hr/> <hr/>	<hr/> <hr/>

CITY OF STOW, OHIO

*SCHEDULE OF REVENUES, EXPENDITURES AND CHANGES IN
FUND BALANCE - BUDGET AND ACTUAL (NON-GAAP BUDGETARY BASIS)
STREET CONSTRUCTION FUND
FOR THE YEAR ENDED DECEMBER 31, 2012*

	Budgeted Amounts		Actual	Variance with Final Budget Positive (Negative)
	Original	Final		
Revenues:				
Income taxes	\$ 1,217,475	\$ 1,217,475	\$ 1,275,000	\$ 57,525
Intergovernmental.	2,122,000	2,122,000	1,463,925	(658,075)
Investment income	10,150	10,150	4,254	(5,896)
Other	43,330	43,330	22,397	(20,933)
Total revenues.	<u>3,392,955</u>	<u>3,392,955</u>	<u>2,765,576</u>	<u>(627,379)</u>
Expenditures:				
Current:				
Transportation				
Personal services	917,517	971,131	695,107	276,024
Other	1,607,110	1,701,018	861,742	839,276
Capital outlay				
Other	882,422	933,984	905,694	28,290
Debt service:				
Principal retirement.	15,385	15,969	15,969	-
Interest and fiscal charges.	292	624	524	100
Total expenditures	<u>3,422,726</u>	<u>3,622,726</u>	<u>2,479,036</u>	<u>1,143,690</u>
Net change in fund balance.	(29,771)	(229,771)	286,540	516,311
Fund balance at beginning of year	438,570	438,570	438,570	-
Prior year encumbrances appropriated	<u>298,955</u>	<u>298,955</u>	<u>298,955</u>	<u>-</u>
Fund balance at end of year.	<u>\$ 707,754</u>	<u>\$ 507,754</u>	<u>\$ 1,024,065</u>	<u>\$ 516,311</u>

CITY OF STOW, OHIO

*SCHEDULE OF REVENUES, EXPENDITURES AND CHANGES IN
FUND BALANCE - BUDGET AND ACTUAL (NON-GAAP BUDGETARY BASIS)
STATE HIGHWAY IMPROVEMENT FUND
FOR THE YEAR ENDED DECEMBER 31, 2012*

	<u>Budgeted Amounts</u>		<u>Actual</u>	Variance with Final Budget Positive (Negative)
	<u>Original</u>	<u>Final</u>		
Revenues:				
Intergovernmental	\$ 156,402	\$ 156,402	\$ 106,342	\$ (50,060)
Investment income	300	300	222	(78)
Other	10,398	10,398	436	(9,962)
Total revenues	<u>167,100</u>	<u>167,100</u>	<u>107,000</u>	<u>(60,100)</u>
Expenditures:				
Current:				
Transportation				
Personal services	22,071	25,810	25,617	193
Other	95,969	112,230	20,211	92,019
Total expenditures	<u>118,040</u>	<u>138,040</u>	<u>45,828</u>	<u>92,212</u>
Net change in fund balance	49,060	29,060	61,172	32,112
Fund balance at beginning of year	7,735	7,735	7,735	-
Prior year encumbrances appropriated	<u>8,353</u>	<u>8,353</u>	<u>8,353</u>	<u>-</u>
Fund balance at end of year	<u>\$ 65,148</u>	<u>\$ 45,148</u>	<u>\$ 77,260</u>	<u>\$ 32,112</u>

CITY OF STOW, OHIO

*SCHEDULE OF REVENUES, EXPENDITURES AND CHANGES IN
FUND BALANCE - BUDGET AND ACTUAL (NON-GAAP BUDGETARY BASIS)
POLICE PENSION AND DISABILITY FUND
FOR THE YEAR ENDED DECEMBER 31, 2012*

	<u>Budgeted Amounts</u>		<u>Actual</u>	<u>Variance with Final Budget Positive (Negative)</u>
	<u>Original</u>	<u>Final</u>		
Revenues:				
Property and other local taxes.	\$ 200,636	\$ 200,636	\$ 208,152	\$ 7,516
Intergovernmental.	37,698	37,698	34,619	(3,079)
Total revenues.	<u>238,334</u>	<u>238,334</u>	<u>242,771</u>	<u>4,437</u>
Expenditures:				
Current:				
Security of persons and property				
Personal services	544,964	584,424	567,922	16,502
Other	7,460	8,000	4,255	3,745
Total expenditures	<u>552,424</u>	<u>592,424</u>	<u>572,177</u>	<u>20,247</u>
Excess of expenditures over revenues	<u>(314,090)</u>	<u>(354,090)</u>	<u>(329,406)</u>	<u>24,684</u>
Other financing sources:				
Transfers in	446,055	446,055	329,406	(116,649)
Total other financing sources.	<u>446,055</u>	<u>446,055</u>	<u>329,406</u>	<u>(116,649)</u>
Net change in fund balance	131,965	91,965	-	(91,965)
Fund balance at beginning of year.	<u>-</u>	<u>-</u>	<u>-</u>	<u>-</u>
Fund balance at end of year	<u>\$ 131,965</u>	<u>\$ 91,965</u>	<u>\$ -</u>	<u>\$ (91,965)</u>

CITY OF STOW, OHIO

*SCHEDULE OF REVENUES, EXPENDITURES AND CHANGES IN
FUND BALANCE - BUDGET AND ACTUAL (NON-GAAP BUDGETARY BASIS)
FIRE PENSION AND DISABILITY FUND
FOR THE YEAR ENDED DECEMBER 31, 2012*

	<u>Budgeted Amounts</u>		<u>Actual</u>	Variance with Final Budget Positive (Negative)
	<u>Original</u>	<u>Final</u>		
Revenues:				
Property and other local taxes	\$ 200,637	\$ 200,637	\$ 208,152	\$ 7,515
Intergovernmental	37,697	37,697	34,619	(3,078)
Total revenues.	<u>238,334</u>	<u>238,334</u>	<u>242,771</u>	<u>4,437</u>
Expenditures:				
Current:				
Security of persons and property				
Personal services	582,045	591,912	590,338	1,574
Other	7,867	8,000	4,255	3,745
Total expenditures	<u>589,912</u>	<u>599,912</u>	<u>594,593</u>	<u>5,319</u>
Excess of expenditures over revenues	<u>(351,578)</u>	<u>(361,578)</u>	<u>(351,822)</u>	<u>9,756</u>
Other financing sources:				
Transfers in.	412,714	412,714	351,822	(60,892)
Total other financing sources.	<u>412,714</u>	<u>412,714</u>	<u>351,822</u>	<u>(60,892)</u>
Net change in fund balance.	61,136	51,136	-	(51,136)
Fund balance at beginning of year	<u>-</u>	<u>-</u>	<u>-</u>	<u>-</u>
Fund balance at end of year	<u>\$ 61,136</u>	<u>\$ 51,136</u>	<u>\$ -</u>	<u>\$ (51,136)</u>

CITY OF STOW, OHIO

*SCHEDULE OF REVENUES, EXPENDITURES AND CHANGES IN
FUND BALANCE - BUDGET AND ACTUAL (NON-GAAP BUDGETARY BASIS)
MOTOR VEHICLE LICENSE TAX FUND
FOR THE YEAR ENDED DECEMBER 31, 2012*

	<u>Budgeted Amounts</u>		<u>Actual</u>	Variance with Final Budget Positive (Negative)
	<u>Original</u>	<u>Final</u>		
Revenues:				
Intergovernmental	\$ 331,555	\$ 331,555	\$ 243,109	\$ (88,446)
Investment income	3,500	3,500	2,694	(806)
Total revenues.	<u>335,055</u>	<u>335,055</u>	<u>245,803</u>	<u>(89,252)</u>
Expenditures:				
Capital outlay				
Other	<u>770,330</u>	<u>845,330</u>	<u>181,500</u>	<u>663,830</u>
Total expenditures	<u>770,330</u>	<u>845,330</u>	<u>181,500</u>	<u>663,830</u>
Net change in fund balance	(435,275)	(510,275)	64,303	574,578
Fund balance at beginning of year.	533,203	533,203	533,203	-
Prior year encumbrances appropriated . . .	<u>1,627</u>	<u>1,627</u>	<u>1,627</u>	<u>-</u>
Fund balance at end of year	<u>\$ 99,555</u>	<u>\$ 24,555</u>	<u>\$ 599,133</u>	<u>\$ 574,578</u>

CITY OF STOW, OHIO

*SCHEDULE OF REVENUES, EXPENDITURES AND CHANGES IN
FUND BALANCE - BUDGET AND ACTUAL (NON-GAAP BUDGETARY BASIS)
ODNR LITTER PREVENTION GRANT FUND
FOR THE YEAR ENDED DECEMBER 31, 2012*

	<u>Budgeted Amounts</u>		<u>Actual</u>	<u>Variance with Final Budget Positive (Negative)</u>
	<u>Original</u>	<u>Final</u>		
Revenues:				
Intergovernmental.	\$ 40,000	\$ 40,000	\$ 26,008	\$ (13,992)
Total revenues.	<u>40,000</u>	<u>40,000</u>	<u>26,008</u>	<u>(13,992)</u>
Expenditures:				
Current:				
Public health				
Personal services	9,435	9,435	8,866	569
Other	<u>90,176</u>	<u>90,176</u>	<u>11,222</u>	<u>78,954</u>
Total expenditures.	<u>99,611</u>	<u>99,611</u>	<u>20,088</u>	<u>79,523</u>
Net change in fund balance	(59,611)	(59,611)	5,920	65,531
Fund balance at beginning of year	59,726	59,726	59,726	-
Prior year encumbrances appropriated. . .	<u>13,876</u>	<u>13,876</u>	<u>13,876</u>	<u>-</u>
Fund balance at end of year	<u>\$ 13,991</u>	<u>\$ 13,991</u>	<u>\$ 79,522</u>	<u>\$ 65,531</u>

CITY OF STOW, OHIO

*SCHEDULE OF REVENUES, EXPENDITURES AND CHANGES IN
FUND BALANCE - BUDGET AND ACTUAL (NON-GAAP BUDGETARY BASIS)
EMS TRANSPORT FEES FUND
FOR THE YEAR ENDED DECEMBER 31, 2012*

	<u>Budgeted Amounts</u>		<u>Actual</u>	<u>Variance with Final Budget Positive (Negative)</u>
	<u>Original</u>	<u>Final</u>		
Revenues:				
Charges for services	\$ 720,000	\$ 720,000	\$ 663,222	\$ (56,778)
Other	5,000	5,000	28	(4,972)
Total revenues	<u>725,000</u>	<u>725,000</u>	<u>663,250</u>	<u>(61,750)</u>
Expenditures:				
Current:				
Security of persons and property				
Other	115,146	136,199	105,335	30,864
Debt service:				
Principal retirement	493,311	583,508	534,000	49,508
Interest and fiscal charges	<u>75,205</u>	<u>88,955</u>	<u>88,931</u>	<u>24</u>
Total expenditures	<u>683,662</u>	<u>808,662</u>	<u>728,266</u>	<u>80,396</u>
Net change in fund balance	41,338	(83,662)	(65,016)	18,646
Fund balance at beginning of year	81,106	81,106	81,106	-
Prior year encumbrances appropriated. . .	<u>22,556</u>	<u>22,556</u>	<u>22,556</u>	<u>-</u>
Fund balance at end of year	<u>\$ 145,000</u>	<u>\$ 20,000</u>	<u>\$ 38,646</u>	<u>\$ 18,646</u>

CITY OF STOW, OHIO

*SCHEDULE OF REVENUES, EXPENDITURES AND CHANGES IN
FUND BALANCE - BUDGET AND ACTUAL (NON-GAAP BUDGETARY BASIS)
POLICE ENFORCEMENT AND EDUCATION FUND
FOR THE YEAR ENDED DECEMBER 31, 2012*

	<u>Budgeted Amounts</u>		<u>Actual</u>	<u>Variance with Final Budget Positive (Negative)</u>
	<u>Original</u>	<u>Final</u>		
Revenues:				
Fines and forfeitures	\$ 5,000	\$ 5,000	\$ 2,684	\$ (2,316)
Total revenues	<u>5,000</u>	<u>5,000</u>	<u>2,684</u>	<u>(2,316)</u>
Expenditures:				
Capital outlay				
Other	7,976	7,976	-	7,976
Total expenditures	<u>7,976</u>	<u>7,976</u>	<u>-</u>	<u>7,976</u>
Net change in fund balance.	(2,976)	(2,976)	2,684	5,660
Fund balance at beginning of year	<u>5,476</u>	<u>5,476</u>	<u>5,476</u>	<u>-</u>
Fund balance at end of year	<u>\$ 2,500</u>	<u>\$ 2,500</u>	<u>\$ 8,160</u>	<u>\$ 5,660</u>

CITY OF STOW, OHIO

*SCHEDULE OF REVENUES, EXPENDITURES AND CHANGES IN
FUND BALANCE - BUDGET AND ACTUAL (NON-GAAP BUDGETARY BASIS)
SPECIAL ASSESSMENT IMPROVEMENTS FUND
FOR THE YEAR ENDED DECEMBER 31, 2012*

	<u>Budgeted Amounts</u>		<u>Actual</u>	<u>Variance with Final Budget Positive (Negative)</u>
	<u>Original</u>	<u>Final</u>		
Revenues:				
Special assessments.	\$ 70,000	\$ 70,000	\$ 51,711	\$ (18,289)
Total revenues.	<u>70,000</u>	<u>70,000</u>	<u>51,711</u>	<u>(18,289)</u>
Expenditures:				
Current:				
Security of persons and property				
Other	56,800	66,800	51,716	15,084
Total expenditures.	<u>56,800</u>	<u>66,800</u>	<u>51,716</u>	<u>15,084</u>
Net change in fund balance.	13,200	3,200	(5)	(3,205)
Fund balance at beginning of year	7,504	7,504	7,504	-
Prior year encumbrances appropriated . .	<u>296</u>	<u>296</u>	<u>296</u>	<u>-</u>
Fund balance at end of year.	<u>\$ 21,000</u>	<u>\$ 11,000</u>	<u>\$ 7,795</u>	<u>\$ (3,205)</u>

CITY OF STOW, OHIO

*SCHEDULE OF REVENUES, EXPENDITURES AND CHANGES IN
FUND BALANCE - BUDGET AND ACTUAL (NON-GAAP BUDGETARY BASIS)
TREE TRUST FUND
FOR THE YEAR ENDED DECEMBER 31, 2012*

	<u>Budgeted Amounts</u>		<u>Actual</u>	Variance with Final Budget Positive (Negative)
	<u>Original</u>	<u>Final</u>		
Revenues:				
Other	\$ 350	\$ 350	\$ 71,641	\$ 71,291
Total revenues.	<u>350</u>	<u>350</u>	<u>71,641</u>	<u>71,291</u>
Expenditures:				
Current:				
Leisure time activities				
Other	57,150	57,150	18,398	38,752
Total expenditures	<u>57,150</u>	<u>57,150</u>	<u>18,398</u>	<u>38,752</u>
Net change in fund balance.	(56,800)	(56,800)	53,243	110,043
Fund balance at beginning of year	56,498	56,498	56,498	-
Prior year encumbrances appropriated . . .	<u>350</u>	<u>350</u>	<u>350</u>	<u>-</u>
Fund balance at end of year.	<u>\$ 48</u>	<u>\$ 48</u>	<u>\$ 110,091</u>	<u>\$ 110,043</u>

CITY OF STOW, OHIO

*SCHEDULE OF REVENUES, EXPENDITURES AND CHANGES IN
FUND BALANCE - BUDGET AND ACTUAL (NON-GAAP BUDGETARY BASIS)
COMMUNICATIONS TOWER FUND
FOR THE YEAR ENDED DECEMBER 31, 2012*

	<u>Budgeted Amounts</u>		<u>Actual</u>	Variance with Final Budget Positive (Negative)
	<u>Original</u>	<u>Final</u>		
Revenues:				
Rental income	\$ 12,255	\$ 12,255	\$ 83,806	\$ 71,551
Contributions and donations	290	290	1,978	1,688
Total revenues.	<u>12,545</u>	<u>12,545</u>	<u>85,784</u>	<u>73,239</u>
Expenditures:				
Current:				
Economic development				
Other	328,806	328,806	99,814	228,992
Capital outlay				
Other	54,099	54,099	51,544	2,555
Debt service:				
Principal retirement	21,758	21,758	21,758	-
Interest and fiscal charges	8,242	8,242	3,514	4,728
Total expenditures.	<u>412,905</u>	<u>412,905</u>	<u>176,630</u>	<u>236,275</u>
Net change in fund balance.	(400,360)	(400,360)	(90,846)	309,514
Fund balance at beginning of year	392,074	392,074	392,074	-
Prior year encumbrances appropriated . .	<u>12,545</u>	<u>12,545</u>	<u>12,545</u>	-
Fund balance at end of year.	<u>\$ 4,259</u>	<u>\$ 4,259</u>	<u>\$ 313,773</u>	<u>\$ 309,514</u>

CITY OF STOW, OHIO

*SCHEDULE OF REVENUES, EXPENDITURES AND CHANGES IN
FUND BALANCE - BUDGET AND ACTUAL (NON-GAAP BUDGETARY BASIS)
CEMETERY TRUST FUND
FOR THE YEAR ENDED DECEMBER 31, 2012*

	Budgeted Amounts		Actual	Variance with Final Budget Positive (Negative)
	Original	Final		
Revenues:				
Other	\$ 23,925	\$ 23,925	\$ 21,625	\$ (2,300)
Total revenues.	23,925	23,925	21,625	(2,300)
Expenditures:				
Current:				
Public health				
Other	129,926	129,926	48,392	81,534
Capital outlay				
Other	13,000	13,000	2,532	10,468
Total expenditures	142,926	142,926	50,924	92,002
Excess (deficiency) of revenues over (under) expenditures.	(119,001)	(119,001)	(29,299)	89,702
Other financing sources:				
Transfers in.	50,000	50,000	46,637	(3,363)
Total other financing sources.	50,000	50,000	46,637	(3,363)
Net change in fund balance.	(69,001)	(69,001)	17,338	86,339
Fund balance at beginning of year	65,714	65,714	65,714	-
Prior year encumbrances appropriated . . .	3,926	3,926	3,926	-
Fund balance at end of year	\$ 639	\$ 639	\$ 86,978	\$ 86,339

CITY OF STOW, OHIO

*SCHEDULE OF REVENUES, EXPENDITURES AND CHANGES IN
FUND BALANCE - BUDGET AND ACTUAL (NON-GAAP BUDGETARY BASIS)
PARK IMPROVEMENTS FUND
FOR THE YEAR ENDED DECEMBER 31, 2012*

	<u>Budgeted Amounts</u>		<u>Actual</u>	<u>Variance with Final Budget Positive (Negative)</u>
	<u>Original</u>	<u>Final</u>		
Revenues:				
Contributions and donations	\$ 7,364	\$ 7,364	\$ 500	\$ (6,864)
Total revenues.	<u>7,364</u>	<u>7,364</u>	<u>500</u>	<u>(6,864)</u>
Expenditures:				
Current:				
Capital outlay				
Other	32,964	32,964	7,364	25,600
Total expenditures	<u>32,964</u>	<u>32,964</u>	<u>7,364</u>	<u>25,600</u>
Net change in fund balance.	(25,600)	(25,600)	(6,864)	18,736
Fund balance at beginning of year	18,239	18,239	18,239	-
Prior year encumbrances appropriated . . .	<u>7,364</u>	<u>7,364</u>	<u>7,364</u>	<u>-</u>
Fund balance at end of year	<u>\$ 3</u>	<u>\$ 3</u>	<u>\$ 18,739</u>	<u>\$ 18,736</u>

CITY OF STOW, OHIO

*SCHEDULE OF REVENUES, EXPENDITURES AND CHANGES IN
FUND BALANCE - BUDGET AND ACTUAL (NON-GAAP BUDGETARY BASIS)
FEDERAL LAW ENFORCEMENT FORFEITED FEES FUND
FOR THE YEAR ENDED DECEMBER 31, 2012*

	<u>Budgeted Amounts</u>		<u>Actual</u>	Variance with Final Budget Positive (Negative)
	<u>Original</u>	<u>Final</u>		
Revenues:				
Other	\$ 1,836	\$ 1,836	\$ -	\$ (1,836)
Total revenues.	<u>1,836</u>	<u>1,836</u>	<u>-</u>	<u>(1,836)</u>
Expenditures:				
Current:				
Security of persons and property				
Other	20,837	20,837	14,110	6,727
Total expenditures	<u>20,837</u>	<u>20,837</u>	<u>14,110</u>	<u>6,727</u>
Net change in fund balance.	(19,001)	(19,001)	(14,110)	4,891
Fund balance at beginning of year	17,322	17,322	17,322	-
Prior year encumbrances appropriated . . .	<u>1,837</u>	<u>1,837</u>	<u>1,837</u>	<u>-</u>
Fund balance at end of year	<u>\$ 158</u>	<u>\$ 158</u>	<u>\$ 5,049</u>	<u>\$ 4,891</u>

CITY OF STOW, OHIO

*SCHEDULE OF REVENUES, EXPENDITURES AND CHANGES IN
FUND BALANCE - BUDGET AND ACTUAL (NON-GAAP BUDGETARY BASIS)
COMMUNITY EVENTS FUND
FOR THE YEAR ENDED DECEMBER 31, 2012*

	<u>Budgeted Amounts</u>		<u>Actual</u>	<u>Variance with Final Budget Positive (Negative)</u>
	<u>Original</u>	<u>Final</u>		
Revenues:				
Intergovernmental	\$ 10,000	\$ 10,000	\$ -	\$ (10,000)
Charges for services	10,963	10,963	7,589	(3,374)
Contributions and donations.	19,000	19,000	18,407	(593)
Other	6,500	6,500	-	(6,500)
Total revenues.	<u>46,463</u>	<u>46,463</u>	<u>25,996</u>	<u>(20,467)</u>
Expenditures:				
Current:				
Leisure time activities				
Personal services	1,800	1,800	1,761	39
Other	31,895	31,895	22,105	9,790
Total expenditures	<u>33,695</u>	<u>33,695</u>	<u>23,866</u>	<u>9,829</u>
Net change in fund balance.	12,768	12,768	2,130	(10,638)
Fund balance at beginning of year	<u>195</u>	<u>195</u>	<u>195</u>	<u>-</u>
Fund balance at end of year.	<u>\$ 12,963</u>	<u>\$ 12,963</u>	<u>\$ 2,325</u>	<u>\$ (10,638)</u>

CITY OF STOW, OHIO

*SCHEDULE OF REVENUES, EXPENDITURES AND CHANGES IN
FUND BALANCE - BUDGET AND ACTUAL (NON-GAAP BUDGETARY BASIS)
SAFETY TOWN FUND
FOR THE YEAR ENDED DECEMBER 31, 2012*

	<u>Budgeted Amounts</u>		<u>Actual</u>	Variance with Final Budget Positive (Negative)
	<u>Original</u>	<u>Final</u>		
Revenues:				
Contributions and donations.	\$ 10,673	\$ 10,673	\$ 6,950	\$ (3,723)
Total revenues.	<u>10,673</u>	<u>10,673</u>	<u>6,950</u>	<u>(3,723)</u>
Expenditures:				
Current:				
Security of persons and property				
Other.	8,108	8,108	6,682	1,426
Total expenditures	<u>8,108</u>	<u>8,108</u>	<u>6,682</u>	<u>1,426</u>
Net change in fund balance.	2,565	2,565	268	(2,297)
Fund balance at beginning of year	<u>2,108</u>	<u>2,108</u>	<u>2,108</u>	<u>-</u>
Fund balance at end of year	<u>\$ 4,673</u>	<u>\$ 4,673</u>	<u>\$ 2,376</u>	<u>\$ (2,297)</u>

CITY OF STOW, OHIO

*SCHEDULE OF REVENUES, EXPENDITURES AND CHANGES IN
FUND BALANCE - BUDGET AND ACTUAL (NON-GAAP BUDGETARY BASIS)
D.A.R.E PROGRAM FUND
FOR THE YEAR ENDED DECEMBER 31, 2012*

	<u>Budgeted Amounts</u>		<u>Actual</u>	Variance with Final Budget Positive (Negative)
	<u>Original</u>	<u>Final</u>		
Revenues:				
Intergovernmental	\$ 49,000	\$ 49,000	\$ 23,250	\$ (25,750)
Total revenues.	<u>49,000</u>	<u>49,000</u>	<u>23,250</u>	<u>(25,750)</u>
Expenditures:				
Current:				
Security of persons and property				
Personal services.	42,121	42,121	23,998	18,123
Other.	11,280	11,280	5,606	5,674
Total expenditures	<u>53,401</u>	<u>53,401</u>	<u>29,604</u>	<u>23,797</u>
Excess of expenditures over revenues	<u>(4,401)</u>	<u>(4,401)</u>	<u>(6,354)</u>	<u>(1,953)</u>
Other financing sources:				
Transfers in.	4,785	4,785	2,000	(2,785)
Total other financing sources.	<u>4,785</u>	<u>4,785</u>	<u>2,000</u>	<u>(2,785)</u>
Net change in fund balance.	384	384	(4,354)	(4,738)
Fund balance at beginning of year	16,846	16,846	16,846	-
Prior year encumbrances appropriated	<u>2,780</u>	<u>2,780</u>	<u>2,780</u>	<u>-</u>
Fund balance at end of year	<u>\$ 20,010</u>	<u>\$ 20,010</u>	<u>\$ 15,272</u>	<u>\$ (4,738)</u>

CITY OF STOW, OHIO

*SCHEDULE OF REVENUES, EXPENDITURES AND CHANGES IN
 FUND BALANCE - BUDGET AND ACTUAL (NON-GAAP BUDGETARY BASIS)
 YOUTH DIVISION DONATIONS FUND
 FOR THE YEAR ENDED DECEMBER 31, 2012*

	<u>Budgeted Amounts</u>			Variance with Final Budget Positive (Negative)
	<u>Original</u>	<u>Final</u>	<u>Actual</u>	
Fund balance at beginning of year	\$ 6,059	\$ 6,059	\$ 6,059	\$ -
Fund balance at end of year	<u>\$ 6,059</u>	<u>\$ 6,059</u>	<u>\$ 6,059</u>	<u>\$ -</u>

CITY OF STOW, OHIO

*SCHEDULE OF REVENUES, EXPENDITURES AND CHANGES IN
FUND BALANCE - BUDGET AND ACTUAL (NON-GAAP BUDGETARY BASIS)
FIRE DEPARTMENT EMERGENCY EQUIPMENT FUND
FOR THE YEAR ENDED DECEMBER 31, 2012*

	<u>Budgeted Amounts</u>		<u>Actual</u>	<u>Variance with Final Budget Positive (Negative)</u>
	<u>Original</u>	<u>Final</u>		
Revenues:				
Contributions and donations	\$ -	\$ -	\$ 1,840	\$ 1,840
Total revenues	-	-	1,840	1,840
Net change in fund balance.	-	-	1,840	1,840
Fund balance at beginning of year	<u>3,049</u>	<u>3,049</u>	<u>3,049</u>	<u>-</u>
Fund balance at end of year	<u>\$ 3,049</u>	<u>\$ 3,049</u>	<u>\$ 4,889</u>	<u>\$ 1,840</u>

CITY OF STOW, OHIO

*SCHEDULE OF REVENUES, EXPENDITURES AND CHANGES IN
FUND BALANCE - BUDGET AND ACTUAL (NON-GAAP BUDGETARY BASIS)
PARKS YOUTH FUND
FOR THE YEAR ENDED DECEMBER 31, 2012*

	<u>Budgeted Amounts</u>			Variance with Final Budget Positive (Negative)
	<u>Original</u>	<u>Final</u>	<u>Actual</u>	
Fund balance at beginning of year	\$ 862	\$ 862	\$ 862	\$ -
Fund balance at end of year	<u>\$ 862</u>	<u>\$ 862</u>	<u>\$ 862</u>	<u>\$ -</u>

CITY OF STOW, OHIO

*SCHEDULE OF REVENUES, EXPENDITURES AND CHANGES IN
FUND BALANCE - BUDGET AND ACTUAL (NON-GAAP BUDGETARY BASIS)
POLICE DEPARTMENT EMERGENCY EQUIPMENT FUND
FOR THE YEAR ENDED DECEMBER 31, 2012*

	<u>Budgeted Amounts</u>		<u>Actual</u>	Variance with Final Budget Positive (Negative)
	<u>Original</u>	<u>Final</u>		
Revenues:				
Contributions and donations.	\$ -	\$ -	\$ 17,358	\$ 17,358
Total revenues	-	-	17,358	17,358
Expenditures:				
Current:				
Security of persons and property				
Other.	3,700	3,700	37	3,663
Total expenditures	3,700	3,700	37	3,663
Net change in fund balance.	(3,700)	(3,700)	17,321	21,021
Fund balance at beginning of year	<u>3,739</u>	<u>3,739</u>	<u>3,739</u>	<u>-</u>
Fund balance at end of year	<u>\$ 39</u>	<u>\$ 39</u>	<u>\$ 21,060</u>	<u>\$ 21,021</u>

CITY OF STOW, OHIO

*SCHEDULE OF REVENUES, EXPENDITURES AND CHANGES IN
FUND BALANCE - BUDGET AND ACTUAL (NON-GAAP BUDGETARY BASIS)
YOUTH DIVISION TEEN CENTER FUND
FOR THE YEAR ENDED DECEMBER 31, 2012*

	<u>Budgeted Amounts</u>		<u>Actual</u>	<u>Variance with Final Budget Positive (Negative)</u>
	<u>Original</u>	<u>Final</u>		
Revenues:				
Charges for services	\$ 1,250	\$ 1,250	\$ -	\$ (1,250)
Other	6,250	6,250	-	(6,250)
Total revenues.	<u>7,500</u>	<u>7,500</u>	<u>-</u>	<u>(7,500)</u>
Expenditures:				
Current:				
Leisure time activities				
Other	2,405	2,405	117	2,288
Total expenditures	<u>2,405</u>	<u>2,405</u>	<u>117</u>	<u>2,288</u>
Net change in fund balance.	5,095	5,095	(117)	(5,212)
Fund balance at beginning of year	997	997	997	-
Prior year encumbrances appropriated . . .	<u>158</u>	<u>158</u>	<u>158</u>	<u>-</u>
Fund balance at end of year	<u>\$ 6,250</u>	<u>\$ 6,250</u>	<u>\$ 1,038</u>	<u>\$ (5,212)</u>

CITY OF STOW, OHIO

*SCHEDULE OF REVENUES, EXPENDITURES AND CHANGES IN
FUND BALANCE - BUDGET AND ACTUAL (NON-GAAP BUDGETARY BASIS)
PARKS LODGE IMPROVEMENT FUND
FOR THE YEAR ENDED DECEMBER 31, 2012*

	<u>Budgeted Amounts</u>		<u>Actual</u>	Variance with Final Budget Positive (Negative)
	<u>Original</u>	<u>Final</u>		
Revenues:				
Charges for services	\$ -	\$ -	\$ 10,070	\$ 10,070
Total revenues.	-	-	10,070	10,070
Expenditures:				
Current:				
Leisure time activities				
Other	48,600	48,600	392	48,208
Total expenditures	48,600	48,600	392	48,208
Net change in fund balance.	(48,600)	(48,600)	9,678	58,278
Fund balance at beginning of year	<u>48,619</u>	<u>48,619</u>	<u>48,619</u>	<u>-</u>
Fund balance at end of year	<u>\$ 19</u>	<u>\$ 19</u>	<u>\$ 58,297</u>	<u>\$ 58,278</u>

CITY OF STOW, OHIO

*SCHEDULE OF REVENUES, EXPENDITURES AND CHANGES IN
FUND BALANCE - BUDGET AND ACTUAL (NON-GAAP BUDGETARY BASIS)
COMMUNITY RELATIONS FUND
FOR THE YEAR ENDED DECEMBER 31, 2012*

	<u>Budgeted Amounts</u>		<u>Actual</u>	<u>Variance with Final Budget Positive (Negative)</u>
	<u>Original</u>	<u>Final</u>		
Revenues:				
Contributions and donations	\$ 1,300	\$ 1,300	\$ -	\$ (1,300)
Total revenues.	<u>1,300</u>	<u>1,300</u>	<u>-</u>	<u>(1,300)</u>
Expenditures:				
Current:				
Community development				
Other	<u>7,301</u>	<u>7,301</u>	<u>2,665</u>	<u>4,636</u>
Total expenditures	<u>7,301</u>	<u>7,301</u>	<u>2,665</u>	<u>4,636</u>
Net change in fund balance.	(6,001)	(6,001)	(2,665)	3,336
Fund balance at beginning of year	4,880	4,880	4,880	-
Prior year encumbrances appropriated . . .	<u>1,300</u>	<u>1,300</u>	<u>1,300</u>	<u>-</u>
Fund balance at end of year.	<u>\$ 179</u>	<u>\$ 179</u>	<u>\$ 3,515</u>	<u>\$ 3,336</u>

CITY OF STOW, OHIO

*SCHEDULE OF REVENUES, EXPENDITURES AND CHANGES IN
FUND BALANCE - BUDGET AND ACTUAL (NON-GAAP BUDGETARY BASIS)
SS BALLFIELD COMPLEX FUND
FOR THE YEAR ENDED DECEMBER 31, 2012*

	<u>Budgeted Amounts</u>		<u>Actual</u>	<u>Variance with Final Budget Positive (Negative)</u>
	<u>Original</u>	<u>Final</u>		
Revenues:				
Other	\$ 5,000	\$ 5,000	\$ 5,014	\$ 14
Total revenues	<u>5,000</u>	<u>5,000</u>	<u>5,014</u>	<u>14</u>
Expenditures:				
Current:				
Leisure time activities				
Other	2,014	2,014	290	1,724
Capital outlay				
Other	<u>3,985</u>	<u>3,985</u>	<u>2,907</u>	<u>1,078</u>
Total expenditures	<u>5,999</u>	<u>5,999</u>	<u>3,197</u>	<u>2,802</u>
Net change in fund balance	(999)	(999)	1,817	2,816
Fund balance at beginning of year	26	26	26	-
Prior year encumbrances appropriated . . .	<u>999</u>	<u>999</u>	<u>999</u>	<u>-</u>
Fund balance at end of year.	<u>\$ 26</u>	<u>\$ 26</u>	<u>\$ 2,842</u>	<u>\$ 2,816</u>

CITY OF STOW, OHIO

*SCHEDULE OF REVENUES, EXPENDITURES AND CHANGES IN
 FUND BALANCE - BUDGET AND ACTUAL (NON-GAAP BUDGETARY BASIS)
PARK AND RECREATION SCHOLARSHIP FUND
 FOR THE YEAR ENDED DECEMBER 31, 2012*

	<u>Budgeted Amounts</u>			Variance with Final Budget Positive (Negative)
	<u>Original</u>	<u>Final</u>	<u>Actual</u>	
Fund balance at beginning of year	\$ 1,858	\$ 1,858	\$ 1,858	\$ -
Fund balance at end of year.	<u>\$ 1,858</u>	<u>\$ 1,858</u>	<u>\$ 1,858</u>	<u>\$ -</u>

CITY OF STOW, OHIO

*SCHEDULE OF REVENUES, EXPENDITURES AND CHANGES IN
FUND BALANCE - BUDGET AND ACTUAL (NON-GAAP BUDGETARY BASIS)
COMMUNITY DEVELOPMENT FUND
FOR THE YEAR ENDED DECEMBER 31, 2012*

	<u>Budgeted Amounts</u>		<u>Actual</u>	Variance with Final Budget Positive (Negative)
	<u>Original</u>	<u>Final</u>		
Revenues:				
Intergovernmental	\$ 100,000	\$ 100,000	\$ 75,000	\$ (25,000)
Total revenues.	<u>100,000</u>	<u>100,000</u>	<u>75,000</u>	<u>(25,000)</u>
Expenditures:				
Capital outlay				
Other	75,000	75,000	75,000	-
Total expenditures	<u>75,000</u>	<u>75,000</u>	<u>75,000</u>	<u>-</u>
Net change in fund balance.	25,000	25,000	-	(25,000)
Fund balance at beginning of year	<u>-</u>	<u>-</u>	<u>-</u>	<u>-</u>
Fund balance at end of year.	<u>\$ 25,000</u>	<u>\$ 25,000</u>	<u>\$ -</u>	<u>\$ (25,000)</u>

CITY OF STOW, OHIO

*SCHEDULE OF REVENUES, EXPENDITURES AND CHANGES IN
FUND BALANCE - BUDGET AND ACTUAL (NON-GAAP BUDGETARY BASIS)
FEMA FUND
FOR THE YEAR ENDED DECEMBER 31, 2012*

	<u>Budgeted Amounts</u>		<u>Actual</u>	<u>Variance with Final Budget Positive (Negative)</u>
	<u>Original</u>	<u>Final</u>		
Revenues:				
Intergovernmental	\$ 10,000	\$ 10,000	\$ -	\$ (10,000)
Total revenues.	<u>10,000</u>	<u>10,000</u>	<u>-</u>	<u>(10,000)</u>
Expenditures:				
Capital outlay				
Other	10,000	10,000	-	10,000
Total expenditures	<u>10,000</u>	<u>10,000</u>	<u>-</u>	<u>10,000</u>
Net change in fund balance.	-	-	-	-
Fund balance at beginning of year	<u>-</u>	<u>-</u>	<u>-</u>	<u>-</u>
Fund balance at end of year.	<u>\$ -</u>	<u>\$ -</u>	<u>\$ -</u>	<u>\$ -</u>

CITY OF STOW, OHIO

*SCHEDULE OF REVENUES, EXPENDITURES AND CHANGES IN
FUND BALANCE - BUDGET AND ACTUAL (NON-GAAP BUDGETARY BASIS)
BUSINESS ASSISTANCE FUND
FOR THE YEAR ENDED DECEMBER 31, 2012*

	<u>Budgeted Amounts</u>		<u>Actual</u>	Variance with Final Budget Positive (Negative)
	<u>Original</u>	<u>Final</u>		
Revenues:				
Contributions and donations.	\$ -	\$ -	\$ 25	\$ 25
Total revenues.	-	-	25	25
Net change in fund balance.	-	-	25	25
Fund balance at beginning of year	<u>494</u>	<u>494</u>	<u>494</u>	<u>-</u>
Fund balance at end of year.	<u>\$ 494</u>	<u>\$ 494</u>	<u>\$ 519</u>	<u>\$ 25</u>

CITY OF STOW, OHIO

*SCHEDULE OF REVENUES, EXPENDITURES AND CHANGES IN
FUND BALANCE - BUDGET AND ACTUAL (NON-GAAP BUDGETARY BASIS)
CITY LODGING TAX FUND
FOR THE YEAR ENDED DECEMBER 31, 2012*

	<u>Budgeted Amounts</u>		<u>Actual</u>	<u>Variance with Final Budget Positive (Negative)</u>
	<u>Original</u>	<u>Final</u>		
Revenues:				
Property and other local taxes	\$ 200,000	\$ 200,000	\$ 215,882	\$ 15,882
Total revenues	<u>200,000</u>	<u>200,000</u>	<u>215,882</u>	<u>15,882</u>
Expenditures:				
Current:				
General government				
Personal services	209,553	209,553	153,947	55,606
Other	<u>277,750</u>	<u>277,750</u>	<u>50,000</u>	<u>227,750</u>
Total expenditures	<u>487,303</u>	<u>487,303</u>	<u>203,947</u>	<u>283,356</u>
Net change in fund balance.	(287,303)	(287,303)	11,935	299,238
Fund balance at beginning of year	<u>297,303</u>	<u>297,303</u>	<u>297,303</u>	<u>-</u>
Fund balance at end of year.	<u>\$ 10,000</u>	<u>\$ 10,000</u>	<u>\$ 309,238</u>	<u>\$ 299,238</u>

CITY OF STOW, OHIO

*SCHEDULE OF REVENUES, EXPENDITURES AND CHANGES IN
FUND BALANCE - BUDGET AND ACTUAL (NON-GAAP BUDGETARY BASIS)
ENHANCED 911 WIRELESS FUND
FOR THE YEAR ENDED DECEMBER 31, 2012*

	<u>Budgeted Amounts</u>		<u>Actual</u>	<u>Variance with Final Budget Positive (Negative)</u>
	<u>Original</u>	<u>Final</u>		
Revenues:				
Intergovernmental	\$ 2,870	\$ 2,870	\$ 121,138	\$ 118,268
Total revenues.	<u>2,870</u>	<u>2,870</u>	<u>121,138</u>	<u>118,268</u>
Expenditures:				
Current:				
Security of persons and property				
Other	43,000	43,000	20,575	22,425
Capital outlay				
Other	<u>2,870</u>	<u>2,870</u>	<u>-</u>	<u>2,870</u>
Total expenditures	<u>45,870</u>	<u>45,870</u>	<u>20,575</u>	<u>25,295</u>
Net change in fund balance.	(43,000)	(43,000)	100,563	143,563
Fund balance at beginning of year	40,593	40,593	40,593	-
Prior year encumbrances appropriated . .	<u>2,870</u>	<u>2,870</u>	<u>2,870</u>	<u>-</u>
Fund balance at end of year.	<u>\$ 463</u>	<u>\$ 463</u>	<u>\$ 144,026</u>	<u>\$ 143,563</u>

CITY OF STOW, OHIO

*SCHEDULE OF REVENUES, EXPENDITURES AND CHANGES IN
 FUND BALANCE - BUDGET AND ACTUAL (NON-GAAP BUDGETARY BASIS)
ADOPT A TREE/TREE CITY FUND
 FOR THE YEAR ENDED DECEMBER 31, 2012*

	<u>Budgeted Amounts</u>			Variance with Final Budget Positive (Negative)
	<u>Original</u>	<u>Final</u>	<u>Actual</u>	
Fund balance at beginning of year	\$ 3,262	\$ 3,262	\$ 3,262	\$ -
Fund balance at end of year.	<u>\$ 3,262</u>	<u>\$ 3,262</u>	<u>\$ 3,262</u>	<u>\$ -</u>

CITY OF STOW, OHIO

*SCHEDULE OF REVENUES, EXPENDITURES AND CHANGES IN
 FUND BALANCE - BUDGET AND ACTUAL (NON-GAAP BUDGETARY BASIS)
POLICE OFFICER TRAINING FUND
 FOR THE YEAR ENDED DECEMBER 31, 2012*

	<u>Budgeted Amounts</u>		<u>Actual</u>	Variance with Final Budget Positive (Negative)
	<u>Original</u>	<u>Final</u>		
Expenditures:				
Current:				
Security of persons and property				
Other.	\$ 3,500	\$ 3,500	\$ -	\$ 3,500
Total expenditures	<u>3,500</u>	<u>3,500</u>	<u>-</u>	<u>3,500</u>
Net change in fund balance.	(3,500)	(3,500)	-	3,500
Fund balance at beginning of year	<u>3,546</u>	<u>3,546</u>	<u>3,546</u>	<u>-</u>
Fund balance at end of year.	<u>\$ 46</u>	<u>\$ 46</u>	<u>\$ 3,546</u>	<u>\$ 3,500</u>

CITY OF STOW, OHIO

*SCHEDULE OF REVENUES, EXPENDITURES AND CHANGES IN
FUND BALANCE - BUDGET AND ACTUAL (NON-GAAP BUDGETARY BASIS)
COURT SPECIAL PROJECTS FUND
FOR THE YEAR ENDED DECEMBER 31, 2012*

	<u>Budgeted Amounts</u>		<u>Actual</u>	<u>Variance with Final Budget Positive (Negative)</u>
	<u>Original</u>	<u>Final</u>		
Revenues:				
Fines and forfeitures	\$ 550,000	\$ 550,000	\$ 509,772	\$ (40,228)
Investment income	14,500	14,500	6,661	(7,839)
Total revenues.	<u>564,500</u>	<u>564,500</u>	<u>516,433</u>	<u>(48,067)</u>
Expenditures:				
Current:				
General government				
Other	105,341	111,433	14,367	97,066
Capital outlay				
Other.	<u>33,086</u>	<u>35,000</u>	<u>1,301</u>	<u>33,699</u>
Total expenditures	<u>138,427</u>	<u>146,433</u>	<u>15,668</u>	<u>130,765</u>
Excess of revenues over expenditures	<u>426,073</u>	<u>418,067</u>	<u>500,765</u>	<u>82,698</u>
Other financing sources (uses):				
Transfers in	685,500	685,500	330,969	(354,531)
Transfers out.	<u>(1,677,055)</u>	<u>(1,774,049)</u>	<u>(1,350,190)</u>	<u>423,859</u>
Total other financing sources (uses)	<u>(991,555)</u>	<u>(1,088,549)</u>	<u>(1,019,221)</u>	<u>69,328</u>
Net change in fund balance.	(565,482)	(670,482)	(518,456)	152,026
Fund balance at beginning of year	1,059,549	1,059,549	1,059,549	-
Prior year encumbrances appropriated	<u>1,433</u>	<u>1,433</u>	<u>1,433</u>	<u>-</u>
Fund balance at end of year.	<u>\$ 495,500</u>	<u>\$ 390,500</u>	<u>\$ 542,526</u>	<u>\$ 152,026</u>

CITY OF STOW, OHIO

*SCHEDULE OF REVENUES, EXPENDITURES AND CHANGES IN
FUND BALANCE - BUDGET AND ACTUAL (NON-GAAP BUDGETARY BASIS)
PROBATION FUND
FOR THE YEAR ENDED DECEMBER 31, 2012*

	<u>Budgeted Amounts</u>		<u>Actual</u>	Variance with Final Budget Positive (Negative)
	<u>Original</u>	<u>Final</u>		
Revenues:				
Fines and forfeitures	\$ 175,000	\$ 175,000	\$ 165,178	\$ (9,822)
Total revenues.	<u>175,000</u>	<u>175,000</u>	<u>165,178</u>	<u>(9,822)</u>
Expenditures:				
Current:				
General government				
Other	<u>124,575</u>	<u>130,430</u>	<u>105,331</u>	<u>25,099</u>
Total expenditures	<u>124,575</u>	<u>130,430</u>	<u>105,331</u>	<u>25,099</u>
Excess of revenues over expenditures	<u>50,425</u>	<u>44,570</u>	<u>59,847</u>	<u>15,277</u>
Other financing (uses):				
Transfers out	<u>(88,210)</u>	<u>(92,355)</u>	<u>(65,000)</u>	<u>27,355</u>
Total other financing (uses).	<u>(88,210)</u>	<u>(92,355)</u>	<u>(65,000)</u>	<u>27,355</u>
Net change in fund balance.	(37,785)	(47,785)	(5,153)	42,632
Fund balance at beginning of year	27,355	27,355	27,355	-
Prior year encumbrances appropriated . .	<u>25,430</u>	<u>25,430</u>	<u>25,430</u>	<u>-</u>
Fund balance at end of year.	<u>\$ 15,000</u>	<u>\$ 5,000</u>	<u>\$ 47,632</u>	<u>\$ 42,632</u>

CITY OF STOW, OHIO

*SCHEDULE OF REVENUES, EXPENDITURES AND CHANGES IN
FUND BALANCE - BUDGET AND ACTUAL (NON-GAAP BUDGETARY BASIS)
INDIGENT DRIVERS FUND
FOR THE YEAR ENDED DECEMBER 31, 2012*

	<u>Budgeted Amounts</u>		<u>Actual</u>	<u>Variance with Final Budget Positive (Negative)</u>
	<u>Original</u>	<u>Final</u>		
Revenues:				
Fines and forfeitures	\$ 50,000	\$ 50,000	\$ 25,674	\$ (24,326)
Intergovernmental	-	-	69,153	69,153
Total revenues.	<u>50,000</u>	<u>50,000</u>	<u>94,827</u>	<u>44,827</u>
Excess of revenues over expenditures	<u>50,000</u>	<u>50,000</u>	<u>94,827</u>	<u>44,827</u>
Other financing (uses):				
Transfers in	200,000	200,000	-	(200,000)
Transfers out	<u>(282,592)</u>	<u>(432,592)</u>	<u>(250,000)</u>	<u>182,592</u>
Total other financing (uses).	<u>(82,592)</u>	<u>(232,592)</u>	<u>(250,000)</u>	<u>(17,408)</u>
Net change in fund balance.	(32,592)	(182,592)	(155,173)	27,419
Fund balance at beginning of year	<u>225,592</u>	<u>225,592</u>	<u>225,592</u>	<u>-</u>
Fund balance at end of year.	<u>\$ 193,000</u>	<u>\$ 43,000</u>	<u>\$ 70,419</u>	<u>\$ 27,419</u>

CITY OF STOW, OHIO

*SCHEDULE OF REVENUES, EXPENDITURES AND CHANGES IN
FUND BALANCE - BUDGET AND ACTUAL (NON-GAAP BUDGETARY BASIS)
COURT TECHNOLOGY FUND
FOR THE YEAR ENDED DECEMBER 31, 2012*

	<u>Budgeted Amounts</u>		<u>Actual</u>	Variance with Final Budget Positive (Negative)
	<u>Original</u>	<u>Final</u>		
Revenues:				
Fines and forfeitures	\$ -	\$ 50,000	\$ 48,930	\$ (1,070)
Total revenues	-	50,000	48,930	(1,070)
Expenditures:				
Current:				
General government				
Other	62,202	132,202	100,663	31,539
Total expenditures	62,202	132,202	100,663	31,539
Excess (deficiency) of revenues over (under) expenditures	(62,202)	(82,202)	(51,733)	30,469
Other financing sources:				
Transfers in	75,000	75,000	55,000	(20,000)
Total other financing sources	75,000	75,000	55,000	(20,000)
Net change in fund balance	12,798	(7,202)	3,267	10,469
Fund balance at beginning of year	6,124	6,124	6,124	-
Prior year encumbrances appropriated	6,078	6,078	6,078	-
Fund balance at end of year	<u>\$ 25,000</u>	<u>\$ 5,000</u>	<u>\$ 15,469</u>	<u>\$ 10,469</u>

CITY OF STOW, OHIO

*SCHEDULE OF REVENUES, EXPENDITURES AND CHANGES IN
FUND BALANCE - BUDGET AND ACTUAL (NON-GAAP BUDGETARY BASIS)
COURT CLERK TECHNOLOGY FUND
FOR THE YEAR ENDED DECEMBER 31, 2012*

	Budgeted Amounts		Actual	Variance with Final Budget Positive (Negative)
	Original	Final		
Revenues:				
Fines and forfeitures	\$ 50,000	\$ 50,000	\$ 48,938	\$ (1,062)
Total revenues	50,000	50,000	48,938	(1,062)
Expenditures:				
Current:				
General government				
Other	50,454	73,211	66,435	6,776
Capital outlay				
Other	2,757	4,000	3,868	132
Total expenditures	53,211	77,211	70,303	6,908
Excess (deficiency) of revenues over (under) expenditures	(3,211)	(27,211)	(21,365)	5,846
Other financing sources:				
Transfers in	25,000	25,000	30,000	5,000
Total other financing sources	25,000	25,000	30,000	5,000
Net change in fund balance.	21,789	(2,211)	8,635	10,846
Fund balance at beginning of year	3,211	3,211	3,211	-
Fund balance at end of year.	\$ 25,000	\$ 1,000	\$ 11,846	\$ 10,846

CITY OF STOW, OHIO

*SCHEDULE OF REVENUES, EXPENDITURES AND CHANGES IN
FUND BALANCE - BUDGET AND ACTUAL (NON-GAAP BUDGETARY BASIS)
IDIA MONITORING FUND
FOR THE YEAR ENDED DECEMBER 31, 2012*

	<u>Budgeted Amounts</u>		<u>Actual</u>	<u>Variance with Final Budget Positive (Negative)</u>
	<u>Original</u>	<u>Final</u>		
Revenues:				
Fines and forfeitures	\$ 52,500	\$ 52,500	\$ 45,405	\$ (7,095)
Total revenues.	<u>52,500</u>	<u>52,500</u>	<u>45,405</u>	<u>(7,095)</u>
Excess of revenues over expenditures	<u>52,500</u>	<u>52,500</u>	<u>45,405</u>	<u>(7,095)</u>
Other financing sources (uses):				
Transfers in	200,000	200,000	250,000	50,000
Transfers out	<u>(308,875)</u>	<u>(408,875)</u>	<u>(330,969)</u>	<u>77,906</u>
Total other financing sources (uses)	<u>(108,875)</u>	<u>(208,875)</u>	<u>(80,969)</u>	<u>127,906</u>
Net change in fund balance.	(56,375)	(156,375)	(35,564)	120,811
Fund balance at beginning of year	<u>241,875</u>	<u>241,875</u>	<u>241,875</u>	<u>-</u>
Fund balance at end of year.	<u>\$ 185,500</u>	<u>\$ 85,500</u>	<u>\$ 206,311</u>	<u>\$ 120,811</u>

CITY OF STOW, OHIO

*SCHEDULE OF REVENUES, EXPENDITURES AND CHANGES IN
FUND BALANCE - BUDGET AND ACTUAL (NON-GAAP BUDGETARY BASIS)
SAFE ROUTE TO SCHOOL FUND
FOR THE YEAR ENDED DECEMBER 31, 2012*

	<u>Budgeted Amounts</u>		<u>Actual</u>	Variance with Final Budget Positive (Negative)
	<u>Original</u>	<u>Final</u>		
Revenues:				
Intergovernmental	\$ 1,000	\$ 1,000	\$ 44,100	\$ 43,100
Total revenues.	<u>1,000</u>	<u>1,000</u>	<u>44,100</u>	<u>43,100</u>
Expenditures:				
Current:				
Transportation				
Other	<u>750,000</u>	<u>750,000</u>	<u>265,118</u>	<u>484,882</u>
Total expenditures	<u>750,000</u>	<u>750,000</u>	<u>265,118</u>	<u>484,882</u>
Excess (deficiency) of revenues over (under) expenditures	<u>(749,000)</u>	<u>(749,000)</u>	<u>(221,018)</u>	<u>527,982</u>
Other financing sources:				
Transfers in	<u>750,000</u>	<u>750,000</u>	<u>221,000</u>	<u>(529,000)</u>
Total other financing sources	<u>750,000</u>	<u>750,000</u>	<u>221,000</u>	<u>(529,000)</u>
Net change in fund balance.	1,000	1,000	(18)	(1,018)
Fund balance at beginning of year	<u>282</u>	<u>282</u>	<u>282</u>	<u>-</u>
Fund balance at end of year.	<u>\$ 1,282</u>	<u>\$ 1,282</u>	<u>\$ 264</u>	<u>\$ (1,018)</u>

CITY OF STOW, OHIO

*SCHEDULE OF REVENUES, EXPENDITURES AND CHANGES IN
FUND BALANCE - BUDGET AND ACTUAL (NON-GAAP BUDGETARY BASIS)
9-11 MEMORIAL FUND
FOR THE YEAR ENDED DECEMBER 31, 2012*

	<u>Budgeted Amounts</u>		<u>Actual</u>	<u>Variance with Final Budget Positive (Negative)</u>
	<u>Original</u>	<u>Final</u>		
Revenues:				
Contributions and donations	\$ 100,000	\$ 100,000	\$ 20,934	\$ (79,066)
Total revenues.	<u>100,000</u>	<u>100,000</u>	<u>20,934</u>	<u>(79,066)</u>
Expenditures:				
Current:				
Leisure time activities				
Other	61,000	61,000	3,588	57,412
Capital outlay				
Other	<u>39,000</u>	<u>39,000</u>	<u>15,643</u>	<u>23,357</u>
Total expenditures	<u>100,000</u>	<u>100,000</u>	<u>19,231</u>	<u>80,769</u>
Net change in fund balance.	-	-	1,703	1,703
Fund balance at beginning of year	<u>-</u>	<u>-</u>	<u>-</u>	<u>-</u>
Fund balance at end of year	<u>\$ -</u>	<u>\$ -</u>	<u>\$ 1,703</u>	<u>\$ 1,703</u>

CITY OF STOW, OHIO

*SCHEDULE OF REVENUES, EXPENDITURES AND CHANGES IN
FUND BALANCE - BUDGET AND ACTUAL (NON-GAAP BUDGETARY BASIS)
RESIDENTIAL SNOW REMOVAL FUND
FOR THE YEAR ENDED DECEMBER 31, 2012*

	<u>Budgeted Amounts</u>		<u>Actual</u>	Variance with Final Budget Positive (Negative)
	<u>Original</u>	<u>Final</u>		
Expenditures:				
Current:				
Security of persons and property				
Other	\$ 23,881	\$ 23,881	\$ 5,392	\$ 18,489
Total expenditures	<u>23,881</u>	<u>23,881</u>	<u>5,392</u>	<u>18,489</u>
Excess of expenditures over revenues	<u>(23,881)</u>	<u>(23,881)</u>	<u>(5,392)</u>	<u>18,489</u>
Other financing sources:				
Transfers in	<u>12,000</u>	<u>12,000</u>	<u>10,000</u>	<u>(2,000)</u>
Total other financing sources.	<u>12,000</u>	<u>12,000</u>	<u>10,000</u>	<u>(2,000)</u>
Net change in fund balance.	(11,881)	(11,881)	4,608	16,489
Fund balance at beginning of year	3,909	3,909	3,909	-
Prior year encumbrances appropriated . .	<u>9,972</u>	<u>9,972</u>	<u>9,972</u>	<u>-</u>
Fund balance at end of year.	<u>\$ 2,000</u>	<u>\$ 2,000</u>	<u>\$ 18,489</u>	<u>\$ 16,489</u>

CITY OF STOW, OHIO

*SCHEDULE OF REVENUES, EXPENDITURES AND CHANGES IN
FUND BALANCE - BUDGET AND ACTUAL (NON-GAAP BUDGETARY BASIS)
GENERAL OBLIGATION BOND RETIREMENT FUND
FOR THE YEAR ENDED DECEMBER 31, 2012*

	<u>Budgeted Amounts</u>		<u>Actual</u>	<u>Variance with Final Budget Positive (Negative)</u>
	<u>Original</u>	<u>Final</u>		
Revenues:				
Income taxes	\$ 1,325,000	\$ 1,325,000	\$ 919,432	\$ (405,568)
Total revenues	<u>1,325,000</u>	<u>1,325,000</u>	<u>919,432</u>	<u>(405,568)</u>
Expenditures:				
Debt service:				
Principal retirement.	601,146	601,146	591,146	10,000
Interest and fiscal charges.	<u>340,265</u>	<u>490,265</u>	<u>353,286</u>	<u>136,979</u>
Total expenditures	<u>941,411</u>	<u>1,091,411</u>	<u>944,432</u>	<u>146,979</u>
Net change in fund balance.	383,589	233,589	(25,000)	(258,589)
Fund balance at beginning of year	<u>25,000</u>	<u>25,000</u>	<u>25,000</u>	<u>-</u>
Fund balance at end of year.	<u>\$ 408,589</u>	<u>\$ 258,589</u>	<u>\$ -</u>	<u>\$ (258,589)</u>

CITY OF STOW, OHIO

*INDIVIDUAL FUND SCHEDULES
FUND DESCRIPTIONS - PROPRIETARY FUNDS*

ENTERPRISE FUNDS

To account for the financing of costs (expenses, including depreciation) of providing goods or services to the general public on a continuing basis that are financed or recovered primarily through user charges.

Major Enterprise Funds

Water Fund

This fund accounts for revenues generated from the charges for the treatment and provision of water to the residents and commercial users of the City.

Golf Fund

This fund accounts for revenues generated and expenses for the Fox Den Golf Course.

Storm Water Utility Fund

This fund accounts for the provision of storm drainage runoff service to the residents and commercial users located within the City.

INTERNAL SERVICE FUNDS

To account for the financing of services provided by one department or agency to other departments or agencies of the City on a cost-reimbursement basis.

Nonmajor Internal Service Funds

Administrative Insurance Fund

This fund accounts for the receipt and disbursement of funds to administrate the City's self-funded insurance plan for health, hospitalization and dental coverage and payment of premiums of life, accidental death and dismemberment insurance.

Self-Insurance Fund

This fund accounts for the operation of the City's self-insurance program for employee health benefits.

CITY OF STOW, OHIO

*SCHEDULE OF REVENUES, EXPENSES AND CHANGES IN
FUND BALANCE - BUDGET AND ACTUAL (NON-GAAP BUDGETARY BASIS)
WATER FUND
FOR THE YEAR ENDED DECEMBER 31, 2012*

	<u>Budgeted Amounts</u>		<u>Actual</u>	<u>Variance with</u>
	<u>Original</u>	<u>Final</u>		<u>Final Budget</u>
				<u>Positive</u>
				<u>(Negative)</u>
Operating revenues:				
Charges for services	\$ 6,467,700	\$ 6,467,700	\$ 5,214,320	\$ (1,253,380)
Tap-in fees	12,000	12,000	18,470	6,470
Other.	12,600	12,600	85,942	73,342
Total revenues.	<u>6,492,300</u>	<u>6,492,300</u>	<u>5,318,732</u>	<u>(1,173,568)</u>
Operating expenses:				
Personal services.	1,080,386	1,080,386	1,028,434	51,952
Materials and supplies	181,154	181,154	156,725	24,429
Contractual services	5,687,179	5,687,179	2,720,971	2,966,208
Capital outlay	<u>2,780,823</u>	<u>2,780,823</u>	<u>1,686,225</u>	<u>1,094,598</u>
Total expenses	<u>9,729,542</u>	<u>9,729,542</u>	<u>5,592,355</u>	<u>4,137,187</u>
Operating loss	<u>(3,237,242)</u>	<u>(3,237,242)</u>	<u>(273,623)</u>	<u>2,963,619</u>
Nonoperating revenues (expenses):				
Intergovernmental	235,050	235,050	328,040	92,990
Special assessments	1,750	1,750	5,942	4,192
Notes issued	100,000	100,000	200,000	100,000
Premium on notes issued.	-	-	2,052	2,052
Debt service:				
Principal retirement	(721,903)	(721,903)	(626,438)	95,465
Interest and fiscal charges.	<u>(34,300)</u>	<u>(34,300)</u>	<u>(29,764)</u>	<u>4,536</u>
Total nonoperating revenues (expenses)	<u>(419,403)</u>	<u>(419,403)</u>	<u>(120,168)</u>	<u>299,235</u>
Net change in fund equity	(3,656,645)	(3,656,645)	(393,791)	3,262,854
Fund equity at beginning of year.	3,835,824	3,835,824	3,835,824	-
Prior year encumbrances appropriated	<u>1,569,671</u>	<u>1,569,671</u>	<u>1,569,671</u>	<u>-</u>
Fund equity at end of year	<u>\$ 1,748,850</u>	<u>\$ 1,748,850</u>	<u>\$ 5,011,704</u>	<u>\$ 3,262,854</u>

CITY OF STOW, OHIO

*SCHEDULE OF REVENUES, EXPENSES AND CHANGES IN
FUND BALANCE - BUDGET AND ACTUAL (NON-GAAP BUDGETARY BASIS)
GOLF FUND
FOR THE YEAR ENDED DECEMBER 31, 2012*

	<u>Budgeted Amounts</u>		<u>Actual</u>	Variance with Final Budget Positive (Negative)
	<u>Original</u>	<u>Final</u>		
Operating revenues:				
Charges for services	\$ 822,785	\$ 822,785	\$ 806,780	\$ (16,005)
Other.	110,875	110,875	129,279	18,404
Total revenues.	<u>933,660</u>	<u>933,660</u>	<u>936,059</u>	<u>2,399</u>
Operating expenses:				
Personal services.	394,836	427,978	419,564	8,414
Materials and supplies	362,302	392,714	369,880	22,834
Contractual services	85,139	92,286	89,172	3,114
Capital outlay	5,535	6,000	5,769	231
Total expenses	<u>847,812</u>	<u>918,978</u>	<u>884,385</u>	<u>34,593</u>
Operating income (loss)	<u>85,848</u>	<u>14,682</u>	<u>51,674</u>	<u>36,992</u>
Nonoperating revenues (expenses):				
Income taxes.	371,340	371,340	371,340	-
Debt service:				
Principal retirement	(147,610)	(160,000)	(160,000)	-
Interest and fiscal charges.	(195,896)	(212,340)	(212,321)	19
Total nonoperating revenues (expenses)	<u>27,834</u>	<u>(1,000)</u>	<u>(981)</u>	<u>19</u>
Net change in fund equity	113,682	13,682	50,693	37,011
Fund equity at beginning of year.	8,357	8,357	8,357	-
Prior year encumbrances appropriated	<u>21,621</u>	<u>21,621</u>	<u>21,621</u>	<u>-</u>
Fund equity at end of year	<u>\$ 143,660</u>	<u>\$ 43,660</u>	<u>\$ 80,671</u>	<u>\$ 37,011</u>

CITY OF STOW, OHIO

*SCHEDULE OF REVENUES, EXPENSES AND CHANGES IN
FUND BALANCE - BUDGET AND ACTUAL (NON-GAAP BUDGETARY BASIS)
STORM WATER UTILITY FUND
FOR THE YEAR ENDED DECEMBER 31, 2012*

	<u>Budgeted Amounts</u>		<u>Actual</u>	Variance with Final Budget Positive (Negative)
	<u>Original</u>	<u>Final</u>		
Operating revenues:				
Charges for services	\$ 865,000	\$ 865,000	\$ 801,755	\$ (63,245)
Other.	51,600	51,600	31,339	(20,261)
Total revenues.	<u>916,600</u>	<u>916,600</u>	<u>833,094</u>	<u>(83,506)</u>
Operating expenses:				
Personal services.	348,500	348,500	292,458	56,042
Materials and supplies	206,729	206,729	42,493	164,236
Contractual services	364,438	364,438	156,971	207,467
Capital outlay	461,936	461,936	60,879	401,057
Total expenses	<u>1,381,603</u>	<u>1,381,603</u>	<u>552,801</u>	<u>828,802</u>
Operating loss	<u>(465,003)</u>	<u>(465,003)</u>	<u>280,293</u>	<u>745,296</u>
Nonoperating revenues (expenses):				
Special assessments	520,900	520,900	21,275	(499,625)
Debt service:				
Principal retirement	(45,567)	(45,567)	(45,567)	-
Interest and fiscal charges.	(11,629)	(11,629)	(11,629)	-
Total nonoperating revenues (expenses)	<u>463,704</u>	<u>463,704</u>	<u>(35,921)</u>	<u>(499,625)</u>
Net change in fund equity	(1,299)	(1,299)	244,372	245,671
Fund equity at beginning of year.	541,229	541,229	541,229	-
Prior year encumbrances appropriated	<u>86,970</u>	<u>86,970</u>	<u>86,970</u>	<u>-</u>
Fund equity at end of year	<u>\$ 626,900</u>	<u>\$ 626,900</u>	<u>\$ 872,571</u>	<u>\$ 245,671</u>

CITY OF STOW, OHIO

*COMBINING STATEMENT OF NET POSITION
NONMAJOR INTERNAL SERVICE FUNDS
DECEMBER 31, 2012*

	<u>Administrative Insurance</u>	<u>Self-Insurance</u>	<u>Total Nonmajor Internal Service Funds</u>
Assets:			
Current assets:			
Equity in pooled cash and cash equivalents . . .	\$ 133	\$ 1,364,875	\$ 1,365,008
Total assets	<u>133</u>	<u>1,364,875</u>	<u>1,365,008</u>
Liabilities:			
Current liabilities:			
Claims payable.	<u>-</u>	<u>498,926</u>	<u>498,926</u>
Total liabilities	<u>-</u>	<u>498,926</u>	<u>498,926</u>
Net position:			
Unrestricted	<u>133</u>	<u>865,949</u>	<u>866,082</u>
Total net position	<u>\$ 133</u>	<u>\$ 865,949</u>	<u>\$ 866,082</u>

CITY OF STOW, OHIO

*COMBINING STATEMENT OF REVENUES, EXPENSES AND
CHANGES IN NET POSITION
NONMAJOR INTERNAL SERVICE FUNDS
FOR THE YEAR ENDED DECEMBER 31, 2012*

	Administrative Insurance	Self-Insurance	Total Nonmajor Internal Service Funds
Operating revenues:			
Charges for services	\$ 321,096	\$ 2,266,016	\$ 2,587,112
Other	-	762,346	762,346
Total operating revenues	<u>321,096</u>	<u>3,028,362</u>	<u>3,349,458</u>
Operating expenses:			
Contract services	321,173	-	321,173
Claims	-	3,120,136	3,120,136
Total operating expenses.	<u>321,173</u>	<u>3,120,136</u>	<u>3,441,309</u>
Operating loss/change in net position.	(77)	(91,774)	(91,851)
Net position at beginning of year.	<u>210</u>	<u>957,723</u>	<u>957,933</u>
Net position at end of year	<u>\$ 133</u>	<u>\$ 865,949</u>	<u>\$ 866,082</u>

CITY OF STOW, OHIO

*COMBINING STATEMENT OF CASH FLOWS
NONMAJOR INTERNAL SERVICE FUNDS
FOR THE YEAR ENDED DECEMBER 31, 2012*

	Administrative Insurance	Self-Insurance	Total Nonmajor Internal Service Funds
	<hr/>	<hr/>	<hr/>
Cash flows from operating activities:			
Cash received from customers	\$ 321,096	\$ 2,266,016	\$ 2,587,112
Cash received from other operations	-	788,668	788,668
Cash payments for contract services	(321,173)	-	(321,173)
Cash payments for claims.	-	(3,141,597)	(3,141,597)
	<hr/>	<hr/>	<hr/>
Net cash used in operating activities.	(77)	(86,913)	(86,990)
Net decrease in cash and cash equivalents.	(77)	(86,913)	(86,990)
Cash and cash equivalents at beginning of year	<hr/> 210	<hr/> 1,451,788	<hr/> 1,451,998
Cash and cash equivalents at end of year	<hr/> <u>\$ 133</u>	<hr/> <u>\$ 1,364,875</u>	<hr/> <u>\$ 1,365,008</u>
Reconciliation of operating loss to net cash used in operating activities:			
Operating loss.	\$ (77)	\$ (91,774)	\$ (91,851)
Changes in assets and liabilities:			
Decrease in accounts receivable.	-	26,322	26,322
(Decrease) in claims payable	-	(21,461)	(21,461)
	<hr/>	<hr/>	<hr/>
Net cash used in operating activities.	<u>\$ (77)</u>	<u>\$ (86,913)</u>	<u>\$ (86,990)</u>

CITY OF STOW, OHIO

*SCHEDULE OF REVENUES, EXPENSES AND CHANGES IN
FUND BALANCE - BUDGET AND ACTUAL (NON-GAAP BUDGETARY BASIS)
ADMINISTRATIVE INSURANCE FUND
FOR THE YEAR ENDED DECEMBER 31, 2012*

	<u>Budgeted Amounts</u>		<u>Actual</u>	<u>Variance with Final Budget Positive (Negative)</u>
	<u>Original</u>	<u>Final</u>		
Operating revenues:				
Charges for services	\$ 335,000	\$ 335,000	\$ 321,096	\$ (13,904)
Total revenues	<u>335,000</u>	<u>335,000</u>	<u>321,096</u>	<u>(13,904)</u>
Operating expenses:				
Contractual services	<u>368,210</u>	<u>375,210</u>	<u>321,173</u>	<u>54,037</u>
Total expenses	<u>368,210</u>	<u>375,210</u>	<u>321,173</u>	<u>54,037</u>
Operating income (loss)	<u>(33,210)</u>	<u>(40,210)</u>	<u>(77)</u>	<u>40,133</u>
Nonoperating revenues:				
Transfers in	<u>40,000</u>	<u>40,000</u>	<u>-</u>	<u>(40,000)</u>
Total nonoperating revenues.	<u>40,000</u>	<u>40,000</u>	<u>-</u>	<u>(40,000)</u>
Net change in fund equity	6,790	(210)	(77)	133
Fund equity at beginning of year.	<u>210</u>	<u>210</u>	<u>210</u>	<u>-</u>
Fund equity at end of year	<u>\$ 7,000</u>	<u>\$ -</u>	<u>\$ 133</u>	<u>\$ 133</u>

CITY OF STOW, OHIO

*SCHEDULE OF REVENUES, EXPENSES AND CHANGES IN
FUND BALANCE - BUDGET AND ACTUAL (NON-GAAP BUDGETARY BASIS)
SELF-INSURANCE FUND
FOR THE YEAR ENDED DECEMBER 31, 2012*

	<u>Budgeted Amounts</u>		<u>Actual</u>	<u>Variance with Final Budget Positive (Negative)</u>
	<u>Original</u>	<u>Final</u>		
Operating revenues:				
Charges for services	\$ 2,824,937	\$ 2,824,937	\$ 2,266,016	\$ (558,921)
Other	150,063	150,063	788,668	638,605
Total revenues	<u>2,975,000</u>	<u>2,975,000</u>	<u>3,054,684</u>	<u>79,684</u>
Operating expenses:				
Claims	<u>4,356,725</u>	<u>4,356,725</u>	<u>3,141,597</u>	<u>1,215,128</u>
Total expenses	<u>4,356,725</u>	<u>4,356,725</u>	<u>3,141,597</u>	<u>1,215,128</u>
Operating income (loss)/net change in fund equity	(1,381,725)	(1,381,725)	(86,913)	1,294,812
Fund equity at beginning of year	<u>1,451,788</u>	<u>1,451,788</u>	<u>1,451,788</u>	<u>-</u>
Fund equity at end of year	<u>\$ 70,063</u>	<u>\$ 70,063</u>	<u>\$ 1,364,875</u>	<u>\$ 1,294,812</u>

CITY OF STOW, OHIO

*INDIVIDUAL FUND SCHEDULES
FUND DESCRIPTIONS - FIDUCIARY FUNDS*

Fiduciary funds are used to account for assets held by the City in a trustee capacity, or as an agency for individuals, private organizations, other governments and/or funds. The following are the City's fiduciary fund types:

Private Purpose Trust Funds

Private purpose trust funds are used to account for assets held by the City under a trust agreement for individuals, private organizations, or other governments and are therefore not available to support the City's own programs. The following are the City's Private Purpose Trust Funds.

Stutler Scholarship Fund

To account for donations in memory of Police Officer Stutler to provide scholarships.

Wells Perkins Cemetery Fund

To account for funds bequeathed to the City for the perpetual care of the urn on the Wells-Perkins cemetery plot.

Stow Seniors Commision Fund

To account for donations to the City for the Senior Center Commission.

Agency Fund

Agency funds maintain assets held by the City as an agent for individuals, private organizations, other governmental units and/or funds. These funds are purely custodial (assets equal liabilities) and therefore do not involve the measurement of results. The following are the City's agency funds.

Road Construction Bonds Fund

To account for deposits from contractors, held by the City to ensure compliance with the contract.

Allotment Deposits Fund

To account for deposits from subdivision developers for engineering oversight.

Miscellaneous Service Deposits Fund

To account for various service department non-recurring deposits.

Bond Forfeitures Fund

To account for forfeitures of bonds by developers and/or contractors.

Park and Recreation Deposits Fund

To account for the receipt and subsequent refund of Parks and Recreation deposit monies for rentals to cover extraordinary events or damages.

Municipal Court Fund

To account for fines and fees collected by the Stow Municipal Court, which are required to be disbursed to various parties.

Other Agency Funds

Payroll Advance Rotary	Ohio BBS 3% Surcharge
Deferred Compensation Rotary	Unclaimed Money
Well Performance Bond	Fire Bond Insurance
Police Forfeited Cash	Unclaimed Court Bonds
Police Drug Forfeiture Cash	Flexible Spending Plan

CITY OF STOW, OHIO

*COMBINING STATEMENT OF NET POSITION
PRIVATE PURPOSE TRUST FUNDS
DECEMBER 31, 2012*

	<u>Stutler Scholarship Fund</u>	<u>Wells Perkins Cemetery</u>	<u>Stow Seniors Commission</u>	<u>Total Private Purpose Trust</u>
Assets:				
Equity in pooled cash and cash equivalents	\$ 450	\$ 500	\$ 336	\$ 1,286
Total assets.	<u>450</u>	<u>500</u>	<u>336</u>	<u>1,286</u>
Net position:				
Held in trust.	<u>450</u>	<u>500</u>	<u>336</u>	<u>1,286</u>
Total net position.	<u>\$ 450</u>	<u>\$ 500</u>	<u>\$ 336</u>	<u>\$ 1,286</u>

CITY OF STOW, OHIO

*COMBINING STATEMENT OF CHANGES IN
FIDUCIARY NET POSITION
PRIVATE PURPOSE TRUST FUNDS
FOR THE YEAR ENDED DECEMBER 31, 2012*

	<u>Stutler Scholarship Fund</u>	<u>Wells Perkins Cemetery</u>	<u>Stow Seniors Commission</u>	<u>Totals</u>
Net position at beginning of year.	\$ 450	\$ 500	\$ 336	\$ 1,286
Net position at end of year	<u>\$ 450</u>	<u>\$ 500</u>	<u>\$ 336</u>	<u>\$ 1,286</u>

CITY OF STOW, OHIO

*SCHEDULE OF REVENUES, EXPENSES AND CHANGES IN
FUND BALANCE - BUDGET AND ACTUAL (NON-GAAP BUDGETARY BASIS)
STUTLER SCHOLARSHIP FUND
FOR THE YEAR ENDED DECEMBER 31, 2012*

	<u>Budgeted Amounts</u>			Variance with Final Budget Positive (Negative)
	<u>Original</u>	<u>Final</u>	<u>Actual</u>	
Fund equity at beginning of year	<u>\$ 450</u>	<u>\$ 450</u>	<u>\$ 450</u>	<u>\$ -</u>
Fund equity at end of year.	<u><u>\$ 450</u></u>	<u><u>\$ 450</u></u>	<u><u>\$ 450</u></u>	<u><u>\$ -</u></u>

CITY OF STOW, OHIO

*SCHEDULE OF REVENUES, EXPENSES AND CHANGES IN
FUND BALANCE - BUDGET AND ACTUAL (NON-GAAP BUDGETARY BASIS)
WELLS PERKINS CEMETERY FUND
FOR THE YEAR ENDED DECEMBER 31, 2012*

	<u>Budgeted Amounts</u>			Variance with Final Budget Positive (Negative)
	<u>Original</u>	<u>Final</u>	<u>Actual</u>	
Fund equity at beginning of year	<u>\$ 500</u>	<u>\$ 500</u>	<u>\$ 500</u>	<u>\$ -</u>
Fund equity at end of year.	<u><u>\$ 500</u></u>	<u><u>\$ 500</u></u>	<u><u>\$ 500</u></u>	<u><u>\$ -</u></u>

CITY OF STOW, OHIO

*SCHEDULE OF REVENUES, EXPENSES AND CHANGES IN
FUND BALANCE - BUDGET AND ACTUAL (NON-GAAP BUDGETARY BASIS)
STOW SENIORS COMMISSION FUND
FOR THE YEAR ENDED DECEMBER 31, 2012*

	<u>Budgeted Amounts</u>		<u>Actual</u>	Variance with Final Budget Positive (Negative)
	<u>Original</u>	<u>Final</u>		
Fund equity at beginning of year	\$ 336	\$ 336	\$ 336	\$ -
Fund equity at end of year.	<u>\$ 336</u>	<u>\$ 336</u>	<u>\$ 336</u>	<u>\$ -</u>

CITY OF STOW, OHIO

*STATEMENT OF CHANGES IN ASSETS AND LIABILITIES
AGENCY FUNDS
FOR THE YEAR ENDED DECEMBER 31, 2012*

	Beginning Balance 12/31/2011	Additions	Reductions	Ending Balance 12/31/2012
Road Construction Bonds				
Assets:				
Equity in pooled cash and cash equivalents	\$ 320,503	\$ 6,100	\$ 4,707	\$ 321,896
Total assets	<u>\$ 320,503</u>	<u>\$ 6,100</u>	<u>\$ 4,707</u>	<u>\$ 321,896</u>
Liabilities:				
Undistributed monies	\$ 320,503	\$ 6,100	\$ 4,707	\$ 321,896
Total liabilities	<u>\$ 320,503</u>	<u>\$ 6,100</u>	<u>\$ 4,707</u>	<u>\$ 321,896</u>
 Allotment Deposits				
Assets:				
Equity in pooled cash and cash equivalents	\$ 64,512	\$ -	\$ -	\$ 64,512
Total assets	<u>\$ 64,512</u>	<u>\$ -</u>	<u>\$ -</u>	<u>\$ 64,512</u>
Liabilities:				
Undistributed monies	\$ 64,512	\$ -	\$ -	\$ 64,512
Total liabilities	<u>\$ 64,512</u>	<u>\$ -</u>	<u>\$ -</u>	<u>\$ 64,512</u>
 Miscellaneous Service Deposits				
Assets:				
Equity in pooled cash and cash equivalents	\$ 10,245	\$ 1,383	\$ 1,330	\$ 10,298
Total assets	<u>\$ 10,245</u>	<u>\$ 1,383</u>	<u>\$ 1,330</u>	<u>\$ 10,298</u>
Liabilities:				
Undistributed monies	\$ 10,245	\$ 1,383	\$ 1,330	\$ 10,298
Total liabilities	<u>\$ 10,245</u>	<u>\$ 1,383</u>	<u>\$ 1,330</u>	<u>\$ 10,298</u>
 Bond Forfeitures				
Assets:				
Equity in pooled cash and cash equivalents	\$ 20,557	\$ -	\$ -	\$ 20,557
Total assets	<u>\$ 20,557</u>	<u>\$ -</u>	<u>\$ -</u>	<u>\$ 20,557</u>
Liabilities:				
Deposits held and due to others	\$ 20,557	\$ -	\$ -	\$ 20,557
Total liabilities	<u>\$ 20,557</u>	<u>\$ -</u>	<u>\$ -</u>	<u>\$ 20,557</u>

-- Continued

CITY OF STOW, OHIO

*STATEMENT OF CHANGES IN ASSETS AND LIABILITIES
AGENCY FUNDS (CONTINUED)
FOR THE YEAR ENDED DECEMBER 31, 2012*

	Beginning Balance 12/31/2011	Additions	Reductions	Ending Balance 12/31/2012
Park and Recreation Deposits				
Assets:				
Equity in pooled cash and cash equivalents	\$ 67,647	\$ 285,466	\$ 304,171	\$ 48,942
Receivables:				
Accounts	-	-	-	-
Total assets	<u>\$ 67,647</u>	<u>\$ 285,466</u>	<u>\$ 304,171</u>	<u>\$ 48,942</u>
Liabilities:				
Undistributed monies	\$ 67,647	\$ 285,466	\$ 304,171	\$ 48,942
Total liabilities	<u>\$ 67,647</u>	<u>\$ 285,466</u>	<u>\$ 304,171</u>	<u>\$ 48,942</u>
Municipal Court Fund				
Assets:				
Cash in segregated accounts	\$ 536,299	\$ 7,452,576	\$ 7,487,188	\$ 501,687
Total assets	<u>\$ 536,299</u>	<u>\$ 7,452,576</u>	<u>\$ 7,487,188</u>	<u>\$ 501,687</u>
Liabilities:				
Intergovernmental payable.	\$ 249,988	\$ 201,730	\$ 249,988	\$ 201,730
Undistributed monies	286,311	7,250,846	7,237,200	299,957
Total liabilities	<u>\$ 536,299</u>	<u>\$ 7,452,576</u>	<u>\$ 7,487,188</u>	<u>\$ 501,687</u>
Payroll Advance Rotary				
Assets:				
Equity in pooled cash and cash equivalents	\$ -	\$ 95	\$ 95	\$ -
Total assets	<u>\$ -</u>	<u>\$ 95</u>	<u>\$ 95</u>	<u>\$ -</u>
Liabilities:				
Undistributed monies	\$ -	\$ 95	\$ 95	\$ -
Total liabilities	<u>\$ -</u>	<u>\$ 95</u>	<u>\$ 95</u>	<u>\$ -</u>
Deferred Compensation Rotary				
Assets:				
Equity in pooled cash and cash equivalents	\$ -	\$ 150	\$ 150	\$ -
Total assets	<u>\$ -</u>	<u>\$ 150</u>	<u>\$ 150</u>	<u>\$ -</u>
Liabilities:				
Undistributed monies	\$ -	\$ 150	\$ 150	\$ -
Total liabilities	<u>\$ -</u>	<u>\$ 150</u>	<u>\$ 150</u>	<u>\$ -</u>
Well Performance Bond				
Assets:				
Equity in pooled cash and cash equivalents	\$ 40,000	\$ -	\$ -	\$ 40,000
Total assets	<u>\$ 40,000</u>	<u>\$ -</u>	<u>\$ -</u>	<u>\$ 40,000</u>
Liabilities:				
Undistributed monies	\$ 40,000	\$ -	\$ -	\$ 40,000
Total liabilities	<u>\$ 40,000</u>	<u>\$ -</u>	<u>\$ -</u>	<u>\$ 40,000</u>

CITY OF STOW, OHIO

*STATEMENT OF CHANGES IN ASSETS AND LIABILITIES
AGENCY FUNDS (CONTINUED)
FOR THE YEAR ENDED DECEMBER 31, 2012*

	Beginning Balance 12/31/2011	Additions	Reductions	Ending Balance 12/31/2012
Police Forfeited Cash				
Assets:				
Equity in pooled cash and cash equivalents	\$ 929	\$ -	\$ -	\$ 929
Total assets	<u>\$ 929</u>	<u>\$ -</u>	<u>\$ -</u>	<u>\$ 929</u>
Liabilities:				
Undistributed monies	\$ 929	\$ -	\$ -	\$ 929
Total liabilities	<u>\$ 929</u>	<u>\$ -</u>	<u>\$ -</u>	<u>\$ 929</u>
Police Drug Forfeiture Cash				
Assets:				
Equity in pooled cash and cash equivalents	\$ 19,495	\$ 7,821	\$ 402	\$ 26,914
Receivables:				
Intergovernmental	685	-	685	-
Total assets	<u>\$ 20,180</u>	<u>\$ 7,821</u>	<u>\$ 1,087</u>	<u>\$ 26,914</u>
Liabilities:				
Undistributed monies	\$ 20,180	\$ 7,821	\$ 1,087	\$ 26,914
Total liabilities	<u>\$ 20,180</u>	<u>\$ 7,821</u>	<u>\$ 1,087</u>	<u>\$ 26,914</u>
Ohio BBS 3% Surcharge				
Assets:				
Equity in pooled cash and cash equivalents	\$ 61	\$ 3,045	\$ 2,960	\$ 146
Total assets	<u>\$ 61</u>	<u>\$ 3,045</u>	<u>\$ 2,960</u>	<u>\$ 146</u>
Liabilities:				
Undistributed monies	\$ 61	\$ 3,045	\$ 2,960	\$ 146
Total liabilities	<u>\$ 61</u>	<u>\$ 3,045</u>	<u>\$ 2,960</u>	<u>\$ 146</u>
Unclaimed Money				
Assets:				
Equity in pooled cash and cash equivalents	\$ 43,222	\$ 4,590	\$ 2,388	\$ 45,424
Total assets	<u>\$ 43,222</u>	<u>\$ 4,590</u>	<u>\$ 2,388</u>	<u>\$ 45,424</u>
Liabilities:				
Undistributed monies	\$ 43,222	\$ 4,590	\$ 2,388	\$ 45,424
Total liabilities	<u>\$ 43,222</u>	<u>\$ 4,590</u>	<u>\$ 2,388</u>	<u>\$ 45,424</u>

- - Continued

CITY OF STOW, OHIO

*STATEMENT OF CHANGES IN ASSETS AND LIABILITIES
AGENCY FUNDS (CONTINUED)
FOR THE YEAR ENDED DECEMBER 31, 2012*

	Beginning Balance 12/31/2011	Additions	Reductions	Ending Balance 12/31/2012
Fire Bond Insurance				
Assets:				
Equity in pooled cash and cash equivalents	\$ 35,440	\$ 22,120	\$ 35,440	\$ 22,120
Total assets	<u>\$ 35,440</u>	<u>\$ 22,120</u>	<u>\$ 35,440</u>	<u>\$ 22,120</u>
Liabilities:				
Undistributed monies	\$ 35,440	\$ 22,120	\$ 35,440	\$ 22,120
Total liabilities	<u>\$ 35,440</u>	<u>\$ 22,120</u>	<u>\$ 35,440</u>	<u>\$ 22,120</u>
Unclaimed Court Bonds				
Assets:				
Equity in pooled cash and cash equivalents	\$ 14,741	\$ 8,498	\$ -	\$ 23,239
Receivables:				
Intergovernmental	5,164	-	5,164	-
Total assets	<u>\$ 19,905</u>	<u>\$ 8,498</u>	<u>\$ 5,164</u>	<u>\$ 23,239</u>
Liabilities:				
Undistributed monies	\$ 19,905	\$ 8,498	\$ 5,164	\$ 23,239
Total liabilities	<u>\$ 19,905</u>	<u>\$ 8,498</u>	<u>\$ 5,164</u>	<u>\$ 23,239</u>
Flexible Spending Plan				
Assets:				
Equity in pooled cash and cash equivalents	\$ 10,330	\$ 58,692	\$ 68,864	\$ 158
Receivables:				
Accounts	-	2,122	-	2,122
Total assets	<u>\$ 10,330</u>	<u>\$ 60,814</u>	<u>\$ 68,864</u>	<u>\$ 2,280</u>
Liabilities:				
Deposits held and due to others	\$ 10,330	\$ 60,814	\$ 68,864	\$ 2,280
Total liabilities	<u>\$ 10,330</u>	<u>\$ 60,814</u>	<u>\$ 68,864</u>	<u>\$ 2,280</u>
Total Agency				
Assets:				
Equity in pooled cash and cash equivalents	\$ 637,352	\$ 339,268	\$ 351,643	\$ 625,135
Cash in segregated accounts	546,629	7,511,268	7,556,052	501,687
Receivables:				
Accounts	-	2,122	-	2,122
Intergovernmental	685	-	5,849	-
Total assets	<u>\$ 1,184,666</u>	<u>\$ 7,852,658</u>	<u>\$ 7,913,544</u>	<u>\$ 1,128,944</u>
Liabilities:				
Intergovernmental payable	\$ 249,988	\$ 201,730	\$ 249,988	\$ 201,730
Deposits held and due to others	30,887	60,814	68,864	22,837
Undistributed monies	908,955	7,590,114	7,594,692	904,377
Total liabilities	<u>\$ 1,189,830</u>	<u>\$ 7,852,658</u>	<u>\$ 7,913,544</u>	<u>\$ 1,128,944</u>

STATISTICAL SECTION

CITY OF STOW, OHIO
STATISTICAL SECTION

This part of the City of Stow's comprehensive annual financial report presents detailed information as a context for understanding what the information in the financial statements, note disclosures, and required supplementary information says about the City's overall financial health.

<u>Contents</u>	<u>Page</u>
Financial Trends These schedules contain trend information to help the reader understand how the City's financial performance and well-being have changed over time.	165
Revenue Capacity These schedules contain information to help the reader assess the City's most significant local revenue sources, the income tax and property tax.	177
Debt Capacity These schedules present information to help the reader assess the affordability of the City's current levels of outstanding debt and the City's ability to issue additional debt in the future.	185
Demographic and Economic Information These schedules offer demographic and economic indicators to help the reader understand the environment within which the City's financial activities take place.	191
Operating Information These schedules contain service and infrastructure data to help the reader understand how the information in the City's financial report relates to the services the City provides and the activities it performs.	195

Sources: Unless otherwise noted, the information in these schedules is derived from the comprehensive annual financial reports for the relevant year. The City implemented GASB Statement 34 in 2003; schedules presenting government-wide information include information beginning in that year.

THIS PAGE IS INTENTIONALLY LEFT BLANK

FINANCIAL TRENDS

CITY OF STOW, OHIO

*NET POSITION BY COMPONENT
LAST TEN YEARS
(ACCRUAL BASIS OF ACCOUNTING)*

	Fiscal Year			
	2012	2011	2010	2009
Governmental activities				
Net investment in capital assets	\$ 42,370,606	\$ 41,520,421	\$ 41,222,186	\$ 38,242,890
Restricted	6,323,180	6,958,099	7,658,087	7,561,593
Unrestricted	5,733,071	4,480,067	3,516,064	2,481,660
Total governmental activities net assets	<u>\$ 54,426,857</u>	<u>\$ 52,958,587</u>	<u>\$ 52,396,337</u>	<u>\$ 48,286,143</u>
Business-type activities				
Net investment in capital assets	\$ 29,113,459	\$ 27,562,287	\$ 26,282,921	\$ 24,875,802
Unrestricted	6,372,417	5,632,334	5,385,246	4,148,920
Total business-type activities net assets	<u>\$ 35,485,876</u>	<u>\$ 33,194,621</u>	<u>\$ 31,668,167</u>	<u>\$ 29,024,722</u>
Primary government				
Net investment in capital assets	\$ 71,484,065	\$ 69,082,708	\$ 67,505,107	\$ 63,118,692
Restricted	6,323,180	6,958,099	7,658,087	7,561,593
Unrestricted	12,105,488	10,112,401	8,901,310	6,630,580
Total primary government net position	<u>\$ 89,912,733</u>	<u>\$ 86,153,208</u>	<u>\$ 84,064,504</u>	<u>\$ 77,310,865</u>

Source: City of Stow, Financial Records

Note: Governmental activities net position for 2011 has been restated in accordance with the implementation of GASB Statement No. 65.

2008	2007	2006	2005	2004	2003
\$ 34,733,562	\$ 32,776,346	\$ 29,534,790	\$ 27,553,492	\$ 25,216,608	\$ 20,570,820
11,437,818	7,217,515	8,857,474	7,001,862	7,635,153	9,036,658
2,893,903	3,145,164	4,086,986	7,739,333	7,163,602	7,685,369
<u>\$ 49,065,283</u>	<u>\$ 43,139,025</u>	<u>\$ 42,479,250</u>	<u>\$ 42,294,687</u>	<u>\$ 40,015,363</u>	<u>\$ 37,292,847</u>
\$ 23,018,961	\$ 21,095,746	\$ 18,074,614	\$ 18,532,258	\$ 17,251,673	\$ 15,839,601
2,800,179	3,288,345	4,966,486	3,654,574	2,548,005	1,425,497
<u>\$ 25,819,140</u>	<u>\$ 24,384,091</u>	<u>\$ 23,041,100</u>	<u>\$ 22,186,832</u>	<u>\$ 19,799,678</u>	<u>\$ 17,265,098</u>
\$ 57,752,523	\$ 53,872,092	\$ 47,609,404	\$ 46,085,750	\$ 42,468,281	\$ 36,410,421
11,437,818	7,217,515	8,857,474	7,001,862	7,635,153	9,036,658
5,694,082	6,433,509	9,053,472	11,393,907	9,711,607	9,110,866
<u>\$ 74,884,423</u>	<u>\$ 67,523,116</u>	<u>\$ 65,520,350</u>	<u>\$ 64,481,519</u>	<u>\$ 59,815,041</u>	<u>\$ 54,557,945</u>

CITY OF STOW, OHIO

*CHANGES IN NET POSITION
LAST TEN YEARS
(ACCRUAL BASIS OF ACCOUNTING)*

	Fiscal Year			
	2012	2011	2010	2009
Expenses				
Governmental activities:				
General government	\$ 8,752,518	\$ 8,669,487	\$ 8,737,033	\$ 10,154,101
Security of persons and property	14,882,885	14,453,109	14,199,929	14,418,225
Public health	460,036	497,770	445,503	421,832
Leisure time activities	1,522,538	1,793,620	1,867,648	2,286,945
Community and economic development	1,252,957	1,082,363	686,144	1,380,821
Transportation	4,186,489	4,201,252	5,165,638	4,429,498
Interest and fiscal charges	745,063	840,657	889,212	1,074,985
Depreciation - (Unallocated)	-	-	-	-
Total governmental activities expenses	<u>31,802,486</u>	<u>31,538,258</u>	<u>31,991,107</u>	<u>34,166,407</u>
Business-type activities:				
Water	4,027,924	3,860,564	2,913,323	3,555,964
Golf	1,005,084	1,032,230	1,130,238	1,194,315
Storm Water Utility	844,828	1,180,802	737,255	752,345
Total business-type activities expenses	<u>5,877,836</u>	<u>6,073,596</u>	<u>4,780,816</u>	<u>5,502,624</u>
Total primary government expenses	<u>\$ 37,680,322</u>	<u>\$ 37,611,854</u>	<u>\$ 36,771,923</u>	<u>\$ 39,669,031</u>
Program Revenues				
Governmental activities:				
Charges for services:				
General government	\$ 4,191,996	\$ 4,080,373	\$ 4,156,491	\$ 3,778,715
Security of persons and property	722,327	645,493	643,889	551,960
Public health	71,036	54,824	58,851	47,841
Leisure time activities	363,581	335,481	295,434	294,675
Community and economic development	195,990	187,218	165,268	166,893
Transportation	18,025	22,955	66,156	81,544
Operating grants and contributions				
General government	\$77,024	15,648	100	44,497
Security of persons and property	155,042	164,835	240,066	159,580
Public health	47,633	46,463	52,084	41,912
Leisure time activities	116,496	49,975	53,580	74,462
Community and economic development	89,508	10,237	26,895	109,625
Transportation	1,856,024	1,811,591	2,107,461	1,645,161
Capital grants and contributions				
General Government	-	-	137,134	464,326
Security of persons and property	-	-	-	-
Leisure time activities	-	-	-	552
Transportation	2,112,844	2,042,998	4,557,230	3,922,217
Total governmental program revenues	<u>10,017,526</u>	<u>9,468,091</u>	<u>12,560,639</u>	<u>11,383,960</u>
Business-type activities:				
Charges for services:				
Water	5,249,886	4,999,870	4,934,014	4,824,385
Golf	806,780	685,125	750,361	890,927
Storm Water Utility	820,731	830,508	818,358	815,747
Operating grants and contributions				
Capital grants and contributions	328,040	225,169	216,000	-
Total business-type activities program revenues	<u>7,205,437</u>	<u>6,740,672</u>	<u>6,718,733</u>	<u>6,531,059</u>
Total primary government program revenue	<u>\$ 17,222,963</u>	<u>\$ 16,208,763</u>	<u>\$ 19,279,372</u>	<u>\$ 17,915,019</u>

2008	2007	2006	2005	2004	2003
\$ 6,147,957	\$ 6,578,566	\$ 6,918,887	\$ 6,090,778	\$ 5,432,973	\$ 4,868,501
13,327,278	14,252,725	15,284,191	12,048,393	11,853,463	12,358,496
425,367	434,833	478,870	440,074	492,311	472,916
2,044,492	2,208,765	2,362,474	1,951,619	2,078,775	1,734,052
1,420,185	1,527,660	1,723,424	1,545,734	1,529,252	1,242,741
3,574,568	5,164,464	3,466,779	3,779,144	3,815,181	2,008,079
859,793	831,442	594,333	694,127	350,575	889,842
-	-	-	-	7,428	672,634
<u>27,799,640</u>	<u>30,998,455</u>	<u>30,828,958</u>	<u>26,549,869</u>	<u>25,559,958</u>	<u>24,247,261</u>
4,073,731	4,404,703	3,980,833	3,614,891	3,647,156	3,712,059
1,328,960	1,304,665	1,361,329	-	-	-
1,037,405	907,519	803,296	642,835	-	-
<u>6,440,096</u>	<u>6,616,887</u>	<u>6,145,458</u>	<u>4,257,726</u>	<u>3,647,156</u>	<u>3,712,059</u>
<u>\$ 34,239,736</u>	<u>\$ 37,615,342</u>	<u>\$ 36,974,416</u>	<u>\$ 30,807,595</u>	<u>\$ 29,207,114</u>	<u>\$ 27,959,320</u>
\$ 1,175,185	\$ 857,393	\$ 878,026	\$ 809,517	\$ 393,667	\$ 367,955
602,385	708,292	564,625	611,180	1,258,830	1,308,313
42,465	47,869	50,759	56,361	29,730	27,104
363,040	295,613	272,149	351,952	152,107	145,037
235,657	243,228	252,718	250,583	237,401	94,760
43,775	20,248	-	-	61,887	64,972
1,002,209	170,986	-	-	18,831	51,518
412,760	61,514	413,210	522,180	109,192	115,821
34,590	34,394	5,000	-	10,922	21,795
149,192	3,550	-	-	6,229	16,584
4,547	219,517	-	-	23,026	124,114
1,949,031	1,818,004	1,592,073	1,404,271	2,960	9,096
831,888	1,000,000	-	-	-	-
-	-	-	-	64,810	-
365,276	-	-	-	-	-
<u>2,150,731</u>	<u>406,531</u>	<u>550,997</u>	<u>1,444,831</u>	<u>431,525</u>	<u>903,400</u>
<u>9,362,731</u>	<u>5,887,139</u>	<u>4,579,557</u>	<u>5,450,875</u>	<u>2,801,117</u>	<u>3,250,469</u>
4,937,932	5,167,026	4,905,336	4,929,505	4,441,491	4,099,615
888,706	961,526	936,183	-	-	-
785,235	788,270	774,892	725,359	-	-
-	-	177,876	106,378	-	-
734,860	414,871	-	856,697	958,467	83,675
<u>7,346,733</u>	<u>7,331,693</u>	<u>6,794,287</u>	<u>6,617,939</u>	<u>5,399,958</u>	<u>4,183,290</u>
<u>\$ 16,709,464</u>	<u>\$ 13,218,832</u>	<u>\$ 11,373,844</u>	<u>\$ 12,068,814</u>	<u>\$ 8,201,075</u>	<u>\$ 7,433,759</u>

-- Continued

CITY OF STOW, OHIO

*CHANGES IN NET POSITION (CONTINUED)
LAST TEN YEARS
(ACCRUAL BASIS OF ACCOUNTING)*

	Fiscal Year			
	2012	2011	2010	2009
Net (Expense)/Revenue				
Governmental activities	\$ (21,784,960)	\$ (22,070,167)	\$ (19,430,468)	\$ (22,782,447)
Business-type activities	1,327,601	667,076	1,937,917	1,028,435
Total primary government net expense	<u>\$ (20,457,359)</u>	<u>\$ (21,403,091)</u>	<u>\$ (17,492,551)</u>	<u>\$ (21,754,012)</u>
General Revenues, Special Items, and Transfers				
Governmental activities:				
Taxes				
Property taxes	\$ 6,749,766	\$ 7,506,559	\$ 7,533,686	\$ 7,414,664
Income taxes	13,440,529	12,346,779	11,573,713	11,415,940
Grants and entitlements not restricted to specific programs	3,146,808	2,945,092	3,933,904	3,881,534
Investment earnings	25,117	70,797	102,494	192,603
Other	244,661	396,105	612,143	660,823
Premium on debt issued	-	-	-	-
Special item - Municipal Court	-	-	-	1,778,978
Transfers	(353,651)	(366,417)	(215,278)	(346,219)
Total governmental activities	<u>23,253,230</u>	<u>22,898,915</u>	<u>23,540,662</u>	<u>24,998,323</u>
Business-type activities:				
Municipal income taxes	369,843	468,841	361,828	354,440
Investment earnings	-	-	-	-
Other	240,160	104,526	128,422	245,021
Premium on debt issued	-	-	-	-
Transfers	353,651	366,417	215,278	346,219
Total business-type activities	<u>963,654</u>	<u>939,784</u>	<u>705,528</u>	<u>945,680</u>
Total primary government	<u>\$ 24,216,884</u>	<u>\$ 23,838,699</u>	<u>\$ 24,246,190</u>	<u>\$ 25,944,003</u>
Change in Net Position				
Governmental activities	\$ 1,468,270	\$ 828,748	\$ 4,110,194	\$ 2,215,876
Business-type activities	2,291,255	1,606,860	2,643,445	1,974,115
Total primary government	<u>\$ 3,759,525</u>	<u>\$ 2,435,608</u>	<u>\$ 6,753,639</u>	<u>\$ 4,189,991</u>

Source: City of Stow, Financial Records

2008	2007	2006	2005	2004	2003
\$ (18,436,909)	\$ (25,111,316)	\$ (26,249,401)	\$ (21,098,994)	\$ (22,758,841)	\$ (20,996,792)
906,637	714,806	648,829	2,360,213	1,752,802	471,231
<u>\$ (17,530,272)</u>	<u>\$ (24,396,510)</u>	<u>\$ (25,600,572)</u>	<u>\$ (18,738,781)</u>	<u>\$ (21,006,039)</u>	<u>\$ (20,525,561)</u>
\$ 7,052,140	\$ 7,639,945	\$ 7,871,452	\$ 7,459,294	\$ 6,844,640	\$ 6,797,865
12,504,118	12,642,876	11,579,104	11,209,387	11,422,047	11,167,214
3,942,230	3,890,054	3,814,628	3,354,221	4,655,070	4,092,246
470,727	1,293,813	894,418	471,060	219,668	290,877
321,544	414,403	2,274,362	884,356	416,504	519,809
-	-	-	-	146,083	78,919
-	-	-	-	-	34,474
72,408	(110,000)	-	-	753,480	88,196
<u>24,363,167</u>	<u>25,771,091</u>	<u>26,433,964</u>	<u>23,378,318</u>	<u>24,457,492</u>	<u>23,069,600</u>
300,000	197,571	-	-	-	-
-	-	-	-	4,963	9,133
300,820	320,614	205,439	26,941	100,622	63,272
-	-	-	-	20,470	11,398
(72,408)	110,000	-	-	(753,480)	(88,196)
<u>528,412</u>	<u>628,185</u>	<u>205,439</u>	<u>26,941</u>	<u>(627,425)</u>	<u>(4,393)</u>
<u>\$ 24,891,579</u>	<u>\$ 26,399,276</u>	<u>\$ 26,639,403</u>	<u>\$ 23,405,259</u>	<u>\$ 23,830,067</u>	<u>\$ 23,065,207</u>
\$ 5,926,258	\$ 659,775	\$ 184,563	\$ 2,279,324	\$ 1,698,651	\$ 2,072,808
1,435,049	1,342,991	854,268	2,387,154	1,125,377	466,838
<u>\$ 7,361,307</u>	<u>\$ 2,002,766</u>	<u>\$ 1,038,831</u>	<u>\$ 4,666,478</u>	<u>\$ 2,824,028</u>	<u>\$ 2,539,646</u>

CITY OF STOW, OHIO

*FUND BALANCES, GOVERNMENTAL FUNDS
LAST TEN YEARS
(MODIFIED ACCRUAL BASIS OF ACCOUNTING)*

	<u>2012 (1)</u>	<u>2011 (1)</u>	<u>2010</u>	<u>2009</u>
General Fund				
Nonspendable	\$ 286,318	\$ 320,672	\$ -	\$ -
Committed	17,955	64,876	-	-
Assigned	3,471,773	2,485,844	-	-
Unassigned	1,222,906	2,502,787	-	-
Reserved	-	-	714,764	605,178
Unreserved:				
Designated	-	-	1,000,000	1,000,000
Undesignated	-	-	2,976,313	2,856,832
Total general fund	<u>\$ 4,998,952</u>	<u>\$ 5,374,179</u>	<u>\$ 4,691,077</u>	<u>\$ 4,462,010</u>
All Other Governmental Funds				
Nonspendable	\$ 455,496	\$ 533,237	\$ -	\$ -
Restricted	5,258,523	5,568,649	-	-
Committed	1,946,548	1,420,126	-	-
Unassigned (deficit)	(457,853)	(536,592)	-	-
Reserved	-	-	1,383,270	1,340,169
Unreserved, undesignated reported in:				
Special revenue funds	-	-	2,968,820	3,142,525
Capital projects funds	-	-	2,083,262	1,842,344
Total all other governmental funds	<u>\$ 7,202,714</u>	<u>\$ 6,985,420</u>	<u>\$ 6,435,352</u>	<u>\$ 6,325,038</u>

Source: City of Stow, Financial Records

(1) The City implemented GASB Statement No. 54 in 2011. Only balances at December 31, 2011 and December 31, 2012 are presented in accordance with GASB Statement No. 54

<u>2008</u>	<u>2007</u>	<u>2006</u>	<u>2005</u>	<u>2004</u>	<u>2003</u>
\$ -	\$ -	\$ -	\$ -	\$ -	\$ -
-	-	-	-	-	-
-	-	-	-	-	-
-	-	-	-	-	-
493,673	648,662	1,003,425	734,620	570,919	640,154
-	-	-	-	-	-
5,140,973	5,234,108	5,275,404	4,795,925	5,226,327	5,117,349
<u>\$ 5,634,646</u>	<u>\$ 5,882,770</u>	<u>\$ 6,278,829</u>	<u>\$ 5,530,545</u>	<u>\$ 5,797,246</u>	<u>\$ 5,757,503</u>
\$ -	\$ -	\$ -	\$ -	\$ -	\$ -
-	-	-	-	-	-
-	-	-	-	-	-
-	-	-	-	-	-
1,979,695	7,444,910	2,239,930	1,300,045	1,138,739	3,712,841
2,221,047	1,553,319	1,779,727	1,554,666	2,129,062	2,030,952
6,255,297	4,694,850	4,193,828	3,896,066	3,730,693	4,836,697
<u>\$ 10,456,039</u>	<u>\$ 13,693,079</u>	<u>\$ 8,213,485</u>	<u>\$ 6,750,777</u>	<u>\$ 6,998,494</u>	<u>\$ 10,580,490</u>

CITY OF STOW, OHIO

*CHANGES IN FUND BALANCES, GOVERNMENTAL FUNDS
LAST TEN YEARS
(MODIFIED ACCRUAL BASIS OF ACCOUNTING)*

	<u>2012</u>	<u>2011</u>	<u>2010</u>	<u>2009</u>
Revenues				
Property and other taxes	\$ 6,812,959	\$ 7,439,333	\$ 7,440,114	\$ 7,433,923
Income taxes	13,268,271	12,510,420	11,602,741	10,878,906
Special assessments	79,414	79,284	79,891	87,235
Charges for services	1,105,199	989,297	989,314	891,690
Licenses and permits	832,976	610,777	757,871	745,026
Fines and forfeitures	3,278,358	3,318,885	3,290,911	2,931,853
Intergovernmental	7,415,284	7,229,340	10,787,212	7,551,001
Investment income	78,030	81,151	71,668	198,896
Rent	263,789	251,610	279,040	283,061
Contributions and donations	94,783	41,899	51,542	538,048
Other	405,427	625,040	891,784	3,092,860
Total revenues	<u>33,634,490</u>	<u>33,177,036</u>	<u>36,242,088</u>	<u>34,632,499</u>
Expenditures				
Current:				
General government	7,924,144	8,016,135	8,390,076	9,327,006
Security of persons and property	13,269,335	12,993,041	13,349,173	13,342,694
Public health	428,843	473,722	430,664	423,408
Leisure time activities	1,335,813	1,551,330	1,688,869	2,057,269
Community and economic development	1,091,775	1,055,196	1,127,128	1,321,055
Transportation	2,408,432	2,736,071	3,321,718	2,561,137
Capital outlay	4,192,551	3,300,320	5,096,319	9,866,073
Other	-	-	-	-
Debt service:				
Principal retirement	935,877	894,177	867,277	742,348
Interest and fiscal charges	827,730	879,409	934,179	1,059,124
Bond and note issuance costs	-	-	6,907	48,478
Total expenditures	<u>32,414,500</u>	<u>31,899,401</u>	<u>35,212,310</u>	<u>40,748,592</u>
Excess of revenues over (under) expenditures	1,219,990	1,277,635	1,029,778	(6,116,093)
Other Financing Sources (Uses)				
Notes issued	5,575,000	7,025,000	7,125,000	7,925,000
Premium on notes	72,077	55,535	109,603	77,882
Refunding bonds issued	-	-	-	-
Accrued interest received on debt issuance	-	-	-	-
Refunding of notes	(7,025,000)	(7,125,000)	(7,925,000)	(9,475,000)
Payment to refunded bond escrow agent	-	-	-	-
Proceeds from sale of capital assets	-	-	-	-
Capital lease transaction	-	-	-	505,596
Loss on sale of common stock	-	-	-	-
Transfers in	3,048,524	1,948,887	1,831,835	1,771,307
Transfers out	(3,048,524)	(1,948,887)	(1,831,835)	(1,771,307)
Total other financing sources (uses)	<u>(1,377,923)</u>	<u>(44,465)</u>	<u>(690,397)</u>	<u>(966,522)</u>
Special item - Municipal Court	-	-	-	1,778,978
Net change in fund balances	<u>\$ (157,933)</u>	<u>\$ 1,233,170</u>	<u>\$ 339,381</u>	<u>\$ (5,303,637)</u>
Capital expenditures	2,648,076	2,062,962	4,332,436	8,883,818
Debt service as a percentage of noncapital expenditures	5.92%	5.94%	5.83%	5.65%

Source: City of Stow, Financial Records

	2008	2007	2006	2005	2004	2003
\$	7,233,714	\$ 7,429,309	\$ 7,416,170	\$ 6,830,535	\$ 6,847,919	\$ 6,675,497
	12,785,284	12,595,578	12,013,125	11,832,911	11,422,047	11,167,214
	80,553	72,689	51,417	61,809	57,600	53,454
	998,218	913,908	829,301	965,041	1,062,425	977,307
	646,657	674,105	812,172	760,506	823,125	878,235
	467,519	159,063	143,822	115,118	152,428	96,039
	9,298,787	6,910,284	6,480,588	6,447,556	5,212,987	5,274,336
	465,201	1,309,078	873,755	451,530	215,183	285,379
	295,768	280,274	264,570	189,731	95,644	-
	206,791	53,714	12,593	1,338	5,697	-
	1,169,349	587,069	2,178,764	883,018	422,376	520,129
	33,647,841	30,985,071	31,076,277	28,539,093	26,317,431	25,927,590
	6,178,362	5,682,480	5,126,246	4,980,022	4,662,459	4,337,419
	12,821,027	12,211,360	11,668,726	10,720,669	10,613,717	10,107,920
	461,549	402,885	400,521	384,994	405,931	435,598
	1,963,730	1,967,626	1,843,051	1,756,686	1,712,128	1,646,323
	1,443,280	1,357,699	1,368,784	1,329,499	1,293,809	1,163,616
	3,068,690	3,479,526	2,500,585	2,922,095	2,856,791	2,542,914
	13,514,969	8,040,397	4,220,049	4,976,831	7,333,364	12,567,939
	-	-	-	-	-	3,863
	14,955,172	10,808,200	11,656,000	12,511,858	14,134,662	15,627,361
	1,234,812	652,997	586,369	499,341	475,179	735,296
	176,146	60,040	-	-	141,726	-
	55,817,737	44,663,210	39,370,331	40,081,995	43,629,766	49,168,249
	(22,169,896)	(13,678,139)	(8,294,054)	(11,542,902)	(17,312,335)	(23,240,659)
	9,475,000	14,565,172	10,423,200	11,281,000	12,141,858	13,923,919
	228,069	106,502	81,846	74,300	95,745	-
	8,073,932	4,200,000	-	-	6,440,000	-
	-	-	-	-	16,203	-
	-	-	-	-	-	-
	-	-	-	-	(6,281,301)	-
	-	-	-	-	-	34,474
	907,731	-	-	-	-	-
	-	-	-	-	-	-
	734,445	850,341	569,879	571,188	1,413,421	684,228
	(734,445)	(960,341)	(569,879)	(571,188)	(659,941)	(596,032)
	18,684,732	18,761,674	10,505,046	11,355,300	13,165,985	14,046,589
	-	-	-	-	-	-
\$	(3,485,164)	\$ 5,083,535	\$ 2,210,992	\$ (187,602)	\$ (4,146,350)	\$ (9,194,070)
	15,435,962	6,927,367	2,722,203	3,199,104	5,823,962	12,101,292
	40.09%	30.37%	33.41%	35.28%	38.64%	44.14%

THIS PAGE IS INTENTIONALLY LEFT BLANK

REVENUE CAPACITY

CITY OF STOW, OHIO

*ASSESSED VALUE AND ACTUAL VALUE OF TAXABLE PROPERTY
LAST TEN YEARS
(RATE PER \$1,000 OF ASSESSED VALUE)*

Collection Year	Real Property (1)		Public Utility Property (2)		Tangible Personal Property (3)	
	Assessed Value	Estimated Actual Value	Assessed Value	Estimated Actual Value	Assessed Value	Estimated Actual Value
2012	\$ 786,224,690	\$ 2,246,356,257	\$ 8,225,020	\$ 32,900,080	\$ -	\$ -
2011	856,833,320	2,448,095,200	7,884,350	31,537,400	-	-
2010	856,851,080	2,448,145,943	7,716,670	30,866,680	824,295	13,188,720
2009	849,550,200	2,427,286,286	7,155,660	28,622,640	1,772,229	28,355,664
2008	818,636,300	2,338,960,857	6,903,620	27,614,480	13,619,113	217,905,808
2007	807,864,530	2,308,184,371	11,680,280	46,721,120	24,319,941	194,559,528
2006	785,872,830	2,245,350,943	10,062,490	40,249,960	35,360,828	188,591,083
2005	726,040,350	2,074,401,000	11,035,980	44,143,920	35,360,828	141,443,312
2004	705,710,080	2,016,314,514	10,855,300	43,421,200	47,772,680	160,005,088
2003	693,300,320	1,980,858,057	11,361,260	45,445,040	51,014,864	171,524,939

Source: Summit County Fiscal Officer

- (1) Real property is assessed at 35% of actual value. Real property taxes collected in a calendar year are levied as of January 1 of that year based on assessed values as of January 1 of the preceding year.
- (2) Public utility is assessed at 25% of actual value. Public utility real and tangible property taxes collected in a calendar year are levied in the preceding calendar year based on assessed values determined as of December 31 of the second preceding year.
- (3) For 2005 and prior, tangible personal is assessed at 25% of true value for capital assets and 23% percent of true value for inventory. For 2006, tangible personal personal property tax is assessed at 18.75% of property value, including inventory. For 2007, tangible personal personal property tax is assessed at 12.50% of property value, including inventory. For 2008, tangible personal personal property tax is assessed at 6.25% of property value, including inventory. For 2009, tangible personal personal property tax is assessed at 0.00% of property value, including inventory, except for telephone tangible personal property which is assessed at 10% of property value, including inventory. In 2009 and 2010 telephone tangible is the only taxable tangible personal property. Tangible personal personal property tax was phased out in 2011.

Total			
Assessed Value	Estimated Actual Value	Total Direct Rate	Ratio
\$ 794,449,710	\$ 2,279,256,337	9.50	34.86%
864,717,670	2,479,632,600	9.50	34.87%
865,392,045	2,492,201,343	9.50	34.72%
858,478,089	2,484,264,590	9.50	34.56%
839,159,033	2,584,481,145	9.50	32.47%
843,864,751	2,549,465,019	9.50	33.10%
831,296,148	2,474,191,986	9.50	33.60%
772,437,158	2,259,988,232	9.50	34.18%
764,338,060	2,219,740,802	9.50	34.43%
755,676,444	2,197,828,036	9.50	34.38%

CITY OF STOW, OHIO

*DIRECT AND OVERLAPPING PROPERTY TAX RATES
(RATE PER \$1,000 OF ASSESSED VALUE)
LAST TEN YEARS*

Collection Year	City Direct Rates					Overlapping Rates		
	General Operating	Police Pension	Fire Pension	EMS	Total Direct	Stow-Munroe Falls City School District	Summit County	Stow-Munroe Falls Public Library
2012	6.60	0.30	0.30	2.30	9.50	53.24	14.16	2.00
2011	6.60	0.30	0.30	2.30	9.50	45.62	14.57	1.00
2010	6.60	0.30	0.30	2.30	9.50	45.15	14.16	1.00
2009	6.60	0.30	0.30	2.30	9.50	45.25	14.16	1.00
2008	6.60	0.30	0.30	2.30	9.50	45.93	14.26	1.00
2007	6.60	0.30	0.30	2.30	9.50	45.62	14.57	1.00
2006	6.60	0.30	0.30	2.30	9.50	46.73	13.07	1.00
2005	6.60	0.30	0.30	2.30	9.50	47.88	13.07	-
2004	6.60	0.30	0.30	2.30	9.50	47.93	13.07	-
2003	6.60	0.30	0.30	2.30	9.50	48.32	13.07	-

Source: Summit County Fiscal Officer

CITY OF STOW, OHIO

*PROPERTY TAX LEVIES AND COLLECTIONS
LAST TEN YEARS*

<u>Year (1)</u>	<u>Current Tax Levy</u>	<u>Current Tax Collections</u>	<u>Percent of Current Tax Collections to Current Tax Levy</u>	<u>Delinquent Tax Collections</u>	<u>Total Tax Collections</u>	<u>Percent of Total Tax Collections to Current Tax Levy</u>
2012	\$ 7,547,293	\$ 7,242,454	95.96%	\$ 304,839	\$ 7,547,293	100.00%
2011	8,214,843	7,899,776	96.16%	315,067	8,214,843	100.00%
2010	8,213,417	7,951,169	96.81%	262,248	8,213,417	100.00%
2009	8,138,730	7,896,204	97.02%	232,571	8,128,775	99.88%
2008	7,846,181	7,632,381	97.28%	232,412	7,864,793	100.24%
2007	7,785,698	7,567,654	97.20%	169,539	7,737,193	99.38%
2006	7,636,480	7,449,227	97.55%	178,019	7,627,246	99.88%
2005	7,002,463	6,829,291	97.53%	170,235	6,999,526	99.96%
2004	6,817,956	6,644,645	97.46%	165,073	6,809,718	99.88%
2003	6,694,114	6,499,566	97.09%	160,251	6,659,817	99.49%

Source: Summit County Fiscal Officer

(1) The Summit County Fiscal Officer does not identify delinquent tax collections by tax year.

CITY OF STOW, OHIO

*PRINCIPAL PROPERTY TAXPAYERS
CURRENT YEAR AND NINE YEARS AGO*

December 31, 2012			
Taxpayer	Taxable Assessed Value	Rank	Percentage of Total City Taxable Assessed Value
DDR Ohio Opportunity II, LLC	\$ 7,999,690	1	1.01%
Wyndham Ridge LTD	7,819,040	2	0.98%
Ohio Edison	7,270,380	3	0.92%
Heron Springs Associates, LLC	6,962,660	4	0.88%
JVM Hidden Lake Apartments, LLC	4,634,850	5	0.58%
Stow Glen Properties, LLC	4,348,390	6	0.55%
Morgan Adhesive Co.	4,145,900	7	0.52%
SFC Enterprises, LTD	3,976,300	8	0.50%
Steels Corners Apartment Co, LTD	3,473,390	9	0.44%
Stow Associates	3,392,300	10	0.43%
Total	\$ 54,022,900		6.80%
 Total Assessed Value of Property	 \$ 794,449,710		

December 31, 2003			
Taxable Assessed Value	Rank	Percentage of Total City Taxable Assessed Value	
DDR Ohio Opportunity II, LLC	1	\$ 7,785,070	1.03%
Heron Springs Associates, LLC	2	7,529,010	1.00%
Wyndham Ridge, LTD	3	5,110,690	0.68%
Stow Glen Properties, LLC	4	4,388,820	0.58%
Morgan Adhesive Co.	5	4,109,510	0.54%
Steels Corners Apartment Co, LTD	6	4,077,970	0.54%
Stow Associates	7	3,944,090	0.52%
Aetna Life Insurance Co.	8	3,863,750	0.51%
Risman, William B. Trustee	9	2,960,220	0.39%
Stow Falls Retail Limited Partnership	10	2,538,440	0.34%
Total		\$ 46,307,570	6.13%
 Total Assessed Value of Property		 \$ 755,676,444	

Source: Summit County Fiscal Officer

CITY OF STOW, OHIO

*INCOME TAX REVENUE BASE AND COLLECTIONS
LAST TEN YEARS*

<u>Year</u>	<u>Tax Rate</u>	<u>Total Tax Collected (1)</u>	<u>Taxes from Withholding</u>	<u>Percentage of Taxes from Withholding</u>	<u>Taxes From Net Profits</u>	<u>Percentage of Taxes from Net Profits</u>	<u>Taxes from Individuals</u>	<u>Percentage of Taxes from Individuals</u>
2012	2.00%	\$ 13,564,116	\$ 9,585,454	70.67%	\$ 1,578,203 (2)	11.64%	\$ 2,400,459	17.70%
2011	2.00%	12,825,200	8,790,473	68.54%	1,696,480 (2)	13.23%	2,338,247	18.23%
2010	2.00%	11,614,488	8,351,420	71.91%	1,137,763 (2)	9.80%	2,125,305	18.30%
2009	2.00%	11,952,908	8,275,950	69.24%	1,399,666 (2)	11.71%	2,277,292	19.05%
2008	2.00%	12,936,136	8,733,340	67.51%	1,672,184 (2)	12.93%	2,530,611	19.56%
2007	2.00%	12,739,604	8,630,468	67.75%	1,572,191 (2)	12.34%	2,536,945	19.91%
2006	2.00%	11,886,629	8,102,987	68.17%	1,395,119 (2)	11.74%	2,388,523	20.09%
2005	2.00%	12,054,635	7,833,216	64.98%	1,487,884 (2)	12.34%	2,733,535	22.68%
2004	2.00%	11,463,637	7,745,451	67.57%	997,939 (2)	8.71%	2,720,247	23.73%
2003	2.00%	11,378,531	7,596,252	66.76%	1,132,905 (2)	9.96%	2,649,374	23.28%

Source: City of Stow, Income Tax Department

(1) These amounts are the actual cash basis income tax collections by the City.

(2) Payments made by electric and telephone companies as mandated by ORC 5745 are included in these amounts.

THIS PAGE IS INTENTIONALLY LEFT BLANK

DEBT CAPACITY

CITY OF STOW, OHIO

*RATIOS OF OUTSTANDING DEBT BY TYPE
LAST TEN YEARS*

Fiscal Year	Governmental Activities			Business-Type Activities		
	General Obligation Bonds	Notes	Capital Lease	OWDA Loans	OPWC Loans	General Obligation Bonds
2012	\$ 14,211,028	\$ 7,025,000	\$ 803,451	\$ -	\$ 156,392	\$ 5,457,452
2011	14,969,908	7,875,000	989,182	-	167,976	5,636,131
2010	15,490,265	7,925,000	1,167,369	-	173,768	5,719,735
2009	16,186,592	8,575,000	1,338,319	-	191,144	5,878,408
2008	16,853,932	9,475,000	907,731	-	196,936	6,036,068
2007	9,170,000	14,565,172	-	25,984	208,520	5,500,000
2006	5,355,000	10,423,200	-	51,516	220,104	-
2005	5,730,000	11,281,000	-	76,635	231,688	-
2004	6,100,000	12,141,858	-	99,879	195,353	-
2003	5,820,000	13,845,000	-	121,389	-	-

Source: City of Stow, Financial Records

Note: Details regarding the City's outstanding debt can be found in the notes to the financial statements.

(1) Population and personal income data is presented on page 193.

Business-Type Activities

Notes	Capital Lease	Total Primary Government	Percentage of Personal Income (1)	Per Capita (1)
\$ 200,000	\$ 228,137	\$ 28,081,460	2.40%	831
600,000	273,704	30,511,901	2.87%	996
800,000	317,393	31,593,530	2.98%	1,038
1,000,000	359,280	33,528,743	3.07%	1,039
1,200,000	291,483	34,961,150	2.70%	919
2,579,828	-	32,049,504	2.53%	876
9,021,800	-	25,071,620	2.12%	729
2,064,000	-	19,383,323	1.74%	597
2,503,142	-	21,040,232	1.98%	678
2,000,000	-	21,786,389	2.12%	726

CITY OF STOW, OHIO

*RATIOS OF GENERAL BONDED DEBT OUTSTANDING
LAST TEN YEARS*

Fiscal Year	General Bonded Debt Outstanding		Percentage of Estimated Actual Taxable Value of Property	Per Capita
	General Obligation Bonds	Total		
2012	\$ 19,668,480	\$ 19,668,480	0.86%	\$ 567
2011	20,606,039	20,606,039	0.83%	594
2010	21,210,000	21,210,000	0.85%	609
2009	22,065,000	22,065,000	0.89%	651
2008	22,890,000	22,890,000	0.89%	672
2007	9,170,000	9,170,000	0.36%	265
2006	5,355,000	5,355,000	0.22%	156
2005	5,730,000	5,730,000	0.25%	167
2004	6,100,000	6,100,000	0.27%	178
2003	5,820,000	5,820,000	0.26%	170

Note: Details regarding the City's outstanding debt can be found in the notes to the financial statements.

Source: City of Stow, Financial Records

CITY OF STOW, OHIO

*DIRECT AND OVERLAPPING GOVERNMENTAL ACTIVITIES DEBT
AS OF DECEMBER 31, 2012*

<u>Governmental Unit</u>	<u>Governmental Activities Debt Outstanding</u>	<u>Estimated Percentage Applicable</u>	<u>Estimated Share of Overlapping Debt</u>
Direct:			
City of Stow	\$ 22,039,479	100.00%	\$ 22,039,479
Overlapping Debt:			
Summit County	47,300,000	6.92%	3,273,160
Stow-Munroe Falls City School District	2,635,000	87.18%	2,297,193
Akron Metro Regional Transit Authority	205,000	6.92%	14,186
			<hr/>
Subtotal, overlapping debt			5,584,539
			<hr/>
Total direct and overlapping debt			\$ 27,624,018
			<hr/> <hr/>

Source: Ohio Municipal Advisory Council

Note: Overlapping governments are those that coincide, at least in part, with the geographic boundaries of the City. This schedule estimates the portion of the outstanding debt of those overlapping governments that is borne by the residents and businesses of the City. This process recognizes that, when considering the City's ability to issue and repay long-term debt, the entire debt burden borne by the residents and businesses should be taken into account. However, this does not imply that every taxpayer is a resident, and therefore responsible for repaying the debt, of each overlapping government.

Note: The percentage of debt outstanding applicable to the City was determined by dividing each jurisdiction's assessed valuation within the City by the jurisdiction's total assessed valuation.

CITY OF STOW, OHIO

*LEGAL DEBT MARGIN INFORMATION
LAST TEN YEARS*

Fiscal Year	Debt Limit - Voted	Debt Limit - Unvoted	Net Debt Applicable to Limit	Legal Debt Margin - Voted	Legal Debt Margin - Unvoted	Total Net Debt Applicable to Limit as a Percentage of Debt Limit
2012 (a)	\$ 83,417,220	\$ 22,154,734	\$ 21,540,000	\$ 61,984,631	\$ 22,154,734	25.82%
2011 (a)	90,795,355	47,559,472	23,155,000	67,787,963	47,559,472	25.50%
2010 (a)	90,866,165	47,551,226	23,935,000	66,931,165	47,551,226	26.34%
2009 (a)	90,013,021	47,149,678	22,065,000	67,948,021	47,149,678	24.51%
2008 (a)	86,681,692	45,404,696	22,890,000	63,791,692	45,404,696	26.41%
2007 (a)	85,546,487	44,810,065	9,170,000	76,376,487	44,810,065	10.72%
2006	87,286,096	45,721,288	5,355,000	81,931,096	45,721,288	6.13%
2005	81,105,902	42,484,044	5,730,000	75,375,902	42,484,044	7.06%
2004	80,255,496	42,038,593	6,100,000	74,155,496	42,038,593	7.60%
2003	79,346,027	41,562,204	5,820,000	73,526,027	41,562,204	7.33%

Source: City of Stow, Financial Records

(a) Beginning in 2007, the debt limit excludes the assessed valuation of tangible personal property tax, as well as railroad and telephone public utility personal property in accordance with Ohio House Bill 530.

Note: Ohio Bond Law sets a limit of 10.5% for voted debt and 5.5% for unvoted debt.

DEMOGRAPHIC AND ECONOMIC INFORMATION

THIS PAGE IS INTENTIONALLY LEFT BLANK

CITY OF STOW, OHIO

*DEMOGRAPHIC AND ECONOMIC STATISTICS
LAST TEN YEARS*

<u>Year</u>	<u>Population (1)</u>	<u>Personal Income (2)</u>	<u>Per Capita Personal Income (2) & (4)</u>	<u>School Enrollment</u>	<u>Unemployment Rate (3)</u>
2012	34,674 (est.)	\$1,171,606,685 (est.)	\$ 33,789 (est.)	6,019 (est.)	5.7%
2011	34,711	1,063,302,063	30,633	6,019	7.3%
2010	34,837	1,060,473,117	30,441	5,554	8.5%
2009	33,873	1,093,217,202	32,274	5,517	8.5%
2008	34,051	1,295,981,060	38,060	5,688	5.3%
2007	34,550	1,264,391,800	36,596	5,927	4.5%
2006	34,335	1,180,952,325	34,395	6,000	4.3%
2005	34,397	1,116,595,414	32,462	6,080	5.8%
2004	34,343	1,065,216,831	31,017	6,076	6.1%
2003	34,206	1,026,145,794	29,999	6,001	5.7%

Sources:

- (1) U.S. Census Estimates
- (2) Ohio Workforce Informer, Akron Metropolitan Statistical Area Data
- (3) Ohio Bureau of Employment Services, U.S. Department of Labor and Bureau of Labor Statistics
- (4) ESRI & Info USA

CITY OF STOW, OHIO

*PRINCIPAL EMPLOYERS
CURRENT YEAR AND NINE YEARS AGO*

2012		
Employer	Employees	Rank
Stow-Munroe Falls City Schools	620	1
MACTac - Morgan Adhesives	290	2
Akron General Health & Wellness Center	250	3
City of Stow	231	4
National Machine Company	208	5
Matco Tools Corporation	190	6
Wrayco Industries, Inc.	153	7
J.D. Clunk & Associates	147	8
Anderson International	120	9
Audio Technica	105	10
Total	<u>2,314</u>	

2003		
Employer	Employees	Rank
Stow-Munroe Falls City Schools	639	1
MacTac - Morgan Adhesives	400	2
Goodyear Stow Mold Plant	230	3
Oak Technical Inc.	223	4
City of Stow	207	5
Matco Tools Corp.	170	6
Eagle Plastics Division - Plastics Components, Inc.	150	7
Saint Gobain Norpro Corporation	130	8
Wrayco Industries, Inc.	115	9
Audio Technica U.S. Corporation	114	10
Total	<u>2,378</u>	

Source: City of Stow, Department of Planning & Development

OPERATING INFORMATION

THIS PAGE IS INTENTIONALLY LEFT BLANK

CITY OF STOW, OHIO

*FULL TIME EQUIVALENT CITY GOVERNMENT
EMPLOYEES BY FUNCTION/PROGRAM
LAST TEN YEARS*

Full-time Equivalent Employees as of December 31

Function/Program	2012	2011	2010	2009	2008	2007	2006	2005	2004	2003
General government										
Management service	23	24	23	29	31	30	33	33	31	29
Finance	8	9	9	13	13	13	13	13	13	13
Planning	4	6	6	6	6	6	6	7	7	7
Building	4	4	4	6	6	6	6	7	7	7
Other - Public Utilities	11	12	9	13	14	14	10	10	9	8
Municipal court personnel (a)	35	36	35	33	-	-	-	-	-	-
Security of persons and property										
Officers	39	39	40	40	44	43	38	38	34	34
Civilians	78	78	80	81	83	75	74	74	73	73
Public health and welfare	1	1	1	1	1	1	1	1	1	1
Transportation	13	13	17	22	22	21	23	22	22	21
Community environment	3	3	3	3	3	3	3	3	3	3
Leisure time activity	12	15	15	14	14	14	18	14	13	13
Total	231	240	242	261	237	226	225	222	213	209

Source: City of Stow Finance Office

(a) The City of Stow assumed operations of the Municipal Court effective January 1, 2009.

CITY OF STOW, OHIO

*OPERATING INDICATORS BY FUNCTION/PROGRAM
LAST TEN YEARS*

Function/Program	2012	2011	2010	2009
General Government				
Council				
Number of Ordinances & resolutions	199	141	201	280
Court				
Number of court cases	19,011	20,098	19,631	18,826
Number of tickets	10,937	12,021	11,292	10,661
Number of court appearances	4,134	3,769	3,339	3,436
Finance				
Checks issued	5,380	5,295	5,680	6,277
Purchase orders issued	2,461	2,403	2,459	2,987
Number of W-2 forms issued	475	478	478	511
City W-2 Wages	\$ 15,742,029	\$ 16,522,771	\$ 16,824,239	\$ 17,590,450
Security of persons and property				
Police				
Physical arrests	785	771	868	885
Parking violations	387	189	152	201
Traffic citations	2,411	2,214	2,073	2,950
Traffic accidents	733	660	662	697
Marked patrol units	18	21	19	20
Unmarked patrol units	8	8	9	9
Calls for service answered	11,990	11,899	12,087	12,060
Fire				
Fire engines	4	4	4	4
Calls answered	3,582	3,412	3,311	3,352
Number of inspections by Fire Prevention Bureau	1,830	1,364	1,125	1,437
Transportation				
Number of bridges	13	13	13	13
Number of street lights	1,247	1,247	1,247	1,246
Number of signalized intersections	47	47	47	47
Community Environment				
Building				
Building permits issued	641	572	490	542
Inspections performed	1,802	1,624	1,522	1,024
Estimated value of construction	\$ 15,406,124	\$ 26,150,449	\$ 11,675,618	\$ 13,998,794
Number of plans examined	109	128	85	94
Public Health and Welfare				
Cemetery (plots sold)	85	48	64	49
Water				
Miles of water mains	165	165	165	152
Number of water tanks	1	1	1	1
Maximum holding capacity of water tank in gallons	2,500,000	2,500,000	2,500,000	2,500,000
Number of service connections	12,000	12,000	12,000	12,000
Number of fire hydrants	2,500	2,500	2,500	2,225
Daily average consumption in gallons	3,000,000	3,000,000	3,000,000	3,100,000

Source: City of Stow, various departments

2008	2007	2006	2005	2004	2003
268	250	205	226	292	195
4,135	4,423	4,717	4,073	5,014	4,271
7,026	7,855	7,678	7,171	8,546	7,450
1,073	1,040	1,050	1,000	1,200	1,025
6,262	6,215	6,311	6,407	6,424	6,749
3,310	3,274	3,270	2,839	3,118	3,376
459	460	443	426	415	413
\$ 15,606,792	\$ 15,048,694	\$ 14,093,448	\$ 13,262,323	\$ 13,144,667	\$ 12,098,984
1,826	1,222	1,399	1,294	1,317	1,354
457	444	150	139	303	247
7,026	6,511	7,528	7,032	8,243	7,203
621	655	841	970	1,015	1,031
20	21	19	N/A	N/A	N/A
9	7	5	5	5	5
12,226	12,456	21,411	21,267	22,183	21,102
4	4	4	4	4	4
3,433	3,387	3,354	3,531	3,305	3,350
1,439	1,689	1,219	938	846	762
13	13	13	13	13	13
1,246	1,246	1,239	1,210	1,112	1,074
47	47	47	47	46	46
596	672	672	730	877	902
1,288	1,006	1,415	1,908	2,366	2,231
\$ 30,356,224	\$ 59,582,633	\$ 41,431,980	\$ 28,390,400	\$ 55,325,891	\$ 43,094,062
61	78	63	69	65	61
40	60	56	68	52	62
152	152	151	151	151	151
1	1	1	1	1	1
2,500,000	2,500,000	2,500,000	2,500,000	2,500,000	2,500,000
12,000	12,000	11,900	11,800	11,600	11,500
2,225	2,225	2,100	2,100	2,100	2,100
3,200,000	3,000,000	3,000,000	2,950,000	2,900,000	2,800,000

CITY OF STOW, OHIO

*CAPITAL ASSET INDICATORS
LAST TEN YEARS*

Function/Program	2012	2011	2010	2009
Public Safety				
Police:				
Stations	1.00	1.00	1.00	1.00
Fire:				
Stations	3.00	3.00	3.00	3.00
Leisure Time Activities				
City Parks	4.00	4.00	4.00	4.00
Neighborhood Parks	6.00	6.00	6.00	6.00
Park Acreage	407.75	407.75	407.75	407.75
Lodges	3.00	3.00	3.00	3.00
Ballfields	15.00	15.00	15.00	15.00
Tennis Courts	4.00	4.00	4.00	4.00
Volleyball Courts	-	-	-	-
Camp Sites	27.00	27.00	27.00	27.00
Golf Course	1.00	1.00	1.00	1.00
Transportation				
City Lanes (Paved Miles)	293.00	293.00	293.00	293.00
State Highways (Paved Miles)	48.00	48.00	48.00	48.00

Source: City of Stow, various departments

2008	2007	2006	2005	2004	2003
1.00	1.00	1.00	1.00	1.00	1.00
3.00	3.00	3.00	3.00	3.00	3.00
4.00	4.00	4.00	4.00	4.00	4.00
6.00	6.00	6.00	6.00	6.00	6.00
407.75	407.75	407.75	407.75	407.75	407.75
3.00	3.00	4.00	4.00	4.00	4.00
15.00	15.00	7.00	13.00	7.00	7.00
4.00	4.00	4.00	4.00	4.00	4.00
-	-	3.00	1.00	3.00	3.00
27.00	27.00	27.00	27.00	27.00	27.00
1.00	1.00	1.00			
293.00	293.00	293.00	293.00	283.00	283.00
48.00	48.00	48.00	48.00	47.00	47.00

CITY OF STOW, OHIO

*CAPITAL ASSET STATISTICS BY FUNCTION/PROGRAM - GOVERNMENTAL ACTIVITIES
LAST TEN YEARS*

	<u>2012</u>	<u>2011</u>	<u>2010</u>	<u>2009</u>
Land	\$ 11,202,207	\$ 11,202,207	\$ 11,202,207	\$ 11,202,207
Construction in progress	1,300,837	3,110,833	1,761,672	7,798,151
Buildings and building improvements	24,303,362	25,073,391	25,757,410	26,493,723
Vehicles	3,124,833	3,343,819	3,641,213	4,049,487
Equipment, furniture and fixtures	2,389,853	2,338,082	2,602,336	2,674,827
Infrastructure	<u>21,891,292</u>	<u>19,789,030</u>	<u>20,780,748</u>	<u>12,040,957</u>
Total Capital Assets, Net	<u>\$ 64,212,384</u>	<u>\$ 64,857,362</u>	<u>\$ 65,745,586</u>	<u>\$ 64,259,352</u>

Source: City of Stow, Financial Records

2008	2007	2006	2005	2004	2003
\$ 11,327,515	\$ 11,315,360	\$ 10,127,855	\$ 10,157,855	\$ 10,076,005	\$ 9,937,445
15,820,309	3,108,666	1,071,785	2,755,424	3,526,044	12,102,100
15,875,007	16,517,663	17,088,395	17,793,185	16,446,238	5,273,199
3,897,629	3,912,139	2,931,700	2,931,661	3,372,545	3,096,774
1,495,720	1,003,053	1,280,437	1,183,759	1,025,582	641,600
13,123,310	12,743,822	12,295,937	9,742,608	9,652,052	9,184,702
<u>\$ 61,539,490</u>	<u>\$ 48,600,703</u>	<u>\$ 44,796,109</u>	<u>\$ 44,564,492</u>	<u>\$ 44,098,466</u>	<u>\$ 40,235,820</u>

THIS PAGE IS INTENTIONALLY LEFT BLANK



Dave Yost • Auditor of State

CITY OF STOW

SUMMIT COUNTY

CLERK'S CERTIFICATION

This is a true and correct copy of the report which is required to be filed in the Office of the Auditor of State pursuant to Section 117.26, Revised Code, and which is filed in Columbus, Ohio.

Susan Babbitt

CLERK OF THE BUREAU

**CERTIFIED
JULY 11, 2013**