



Dave Yost • Auditor of State

**NORTH FORK LOCAL SCHOOL DISTRICT
LICKING COUNTY**

TABLE OF CONTENTS

TITLE	PAGE
Independent Accountants' Report.....	1
Management's Discussion and Analysis.....	3
Statement of Net Assets	13
Statement of Activities.....	14
Balance Sheet – Governmental Funds	15
Reconciliation of Total Governmental Fund Balances to Net Assets Of Governmental Activities.....	16
Statement of Revenues, Expenditures and Changes in Fund Balances Governmental Funds.....	17
Reconciliation of the Statement of Revenues, Expenditures and Changes In Fund Balances of Governmental Funds to the Statement of Activities	18
Statement of Revenues, Expenditures and Changes in Fund Balance – Budget (Non-GAAP Basis) and Actual - General Fund	19
Statement of Fiduciary Net Assets – Fiduciary Funds.....	20
Statement of Changes in Fiduciary Net Assets – Private Purpose Trust Fund	21
Notes to the Basic Financial Statements	23
Federal Awards Receipts and Expenditures Schedule.....	55
Notes to the Federal Awards Receipts and Expenditures Schedule	56
Independent Accountants' Report on Internal Control Over Financial Reporting and on Compliance and Other Matters Required by <i>Government Auditing Standards</i>	57
Independent Accountants' Report on Compliance with Requirements Applicable to the Major Federal Program and on Internal Control Over Compliance in Accordance with OMB Circular A-133	59
Schedule of Findings.....	61
Schedule of Prior Audit Findings.....	62

THIS PAGE INTENTIONALLY LEFT BLANK



Dave Yost • Auditor of State

INDEPENDENT ACCOUNTANTS' REPORT

North Fork Local School District
Licking County
312 Maple Avenue
Utica, Ohio 43080

To the Board of Education:

We have audited the accompanying financial statements of the governmental activities, each major fund, and the aggregate remaining fund information of North Fork Local School District, Licking County, Ohio (the District), as of and for the year ended June 30, 2012, which collectively comprise the District's basic financial statements as listed in the table of contents. These financial statements are the responsibility of the District's management. Our responsibility is to express opinions on these financial statements based on our audit.

We conducted our audit in accordance with auditing standards generally accepted in the United States of America and the standards applicable to financial audits contained in the Comptroller General of the United States' *Government Auditing Standards*. Those standards require that we plan and perform the audit to reasonably assure whether the financial statements are free of material misstatement. An audit includes examining, on a test basis, evidence supporting the amounts and disclosures in the financial statements. An audit also includes assessing the accounting principles used and significant estimates made by management, as well as evaluating the overall financial statement presentation. We believe our audit provides a reasonable basis for our opinions.

In our opinion, the financial statements referred to above present fairly, in all material respects, the respective financial position of the governmental activities, each major fund, and the aggregate remaining fund information of North Fork Local School District, Licking County, Ohio, as of June 30, 2012, and the respective changes in financial position thereof and the budgetary comparison for the General Fund for the year then ended in conformity with accounting principles generally accepted in the United States of America.

As discussed in Note 19 to the financial statements, the Ohio Department of Education (ODE) placed the District on fiscal caution during fiscal year 2010 and the District has suffered recurring losses from operations. Note 19 describes ODE's recovery plan as well as Management's plans regarding these matters. The financial statements do not include any adjustments that might result from the outcome of this uncertainty.

In accordance with *Government Auditing Standards*, we have also issued our report dated March 14, 2013, on our consideration of the District's internal control over financial reporting and our tests of its compliance with certain provisions of laws, regulations, contracts and grant agreements and other matters. While we did not opine on the internal control over financial reporting or on compliance, that report describes the scope of our testing of internal control over financial reporting and compliance and the results of that testing. That report is an integral part of an audit performed in accordance with *Government Auditing Standards*. You should read it in conjunction with this report in assessing the results of our audit.

Accounting principles generally accepted in the United States of America require this presentation to include *Management's discussion and analysis*, as listed in the table of contents, to supplement the basic financial statements. Although this information is not part of the basic financial statements, the Governmental Accounting Standards Board considers it essential for placing the basic financial statements in an appropriate operational, economic, or historical context. We have applied certain limited procedures to the required supplementary information in accordance with auditing standards generally accepted in the United States of America, which consisted of inquiries of management about the methods of preparing the information and comparing the information for consistency with management's responses to our inquiries, the basic financial statements, and other knowledge we obtained during our audit of the basic financial statements. We do not express an opinion or provide any assurance on the information because the limited procedures do not provide us with sufficient evidence to express an opinion or provide any other assurance.

We conducted our audit to opine on the financial statements that collectively comprise the District's basic financial statements taken as a whole. The federal awards receipts and expenditures schedule provides additional information required by the U.S. Office of Management and Budget Circular A-133, *Audits of States, Local Governments, and Non-Profit Organizations*, and is not a required part of the of the basic financial statements. The federal awards receipts and expenditures schedule is management's responsibility, and was derived from and relates directly to the underlying accounting and other records used to prepare the basic financial statements. This schedule was subject to the auditing procedures we applied to the basic financial statements. We also applied certain additional procedures, including comparing and reconciling this information directly to the underlying accounting and other records used to prepare the basic financial statements or to the basic financial statements themselves, in accordance with auditing standards generally accepted in the United States of America. In our opinion, this information is fairly stated in all material respects in relation to the basic financial statements taken as a whole.



Dave Yost
Auditor of State

March 14, 2013

**NORTH FORK LOCAL SCHOOL DISTRICT
LICKING COUNTY, OHIO**

MANAGEMENT'S DISCUSSION AND ANALYSIS
FOR THE FISCAL YEAR ENDED JUNE 30, 2012
(UNAUDITED)

The management's discussion and analysis of the North Fork Local School District's (the "District") financial performance provides an overall review of the District's financial activities for the fiscal year ended June 30, 2012. The intent of this discussion and analysis is to look at the District's financial performance as a whole; readers should also review the basic financial statements and the notes to the basic financial statements to enhance their understanding of the District's financial performance.

Financial Highlights

Key financial highlights for fiscal year 2012 are as follows:

- In total, net assets of governmental activities increased \$519,443 which represents a 2.06% increase from 2011.
- General revenues accounted for \$15,106,073 in revenue or 82.21% of all revenues. Program specific revenues in the form of charges for services and sales, grants and contributions accounted for \$3,268,117 or 17.79% of total revenues of \$18,374,190.
- The District had \$17,854,747 in expenses related to governmental activities; only \$3,268,117 of these expenses was offset by program specific charges for services, grants or contributions. General revenues supporting governmental activities (primarily taxes and unrestricted grants and entitlements) of \$15,106,073 were adequate to provide for these programs.
- The District's major governmental funds are the general fund, bond retirement fund and classroom facilities fund. The general fund had \$15,777,053 in revenues and \$15,156,766 in expenditures and other financing uses. During fiscal 2012, the general fund's fund balance increased \$620,287 from a deficit of \$538,548 to a positive balance of \$81,739.
- The bond retirement fund had revenues of \$892,277 and expenditures of \$822,779. The bond retirement fund's fund balance increased \$69,498 from \$313,323 to \$382,821.
- The classroom facilities fund had revenues of \$315 and expenditures of \$248 during fiscal year 2012. The classroom facilities fund's fund balance increased \$67 from \$1,562,243 to \$1,562,310.

Using the Basic Financial Statements (BFS)

This annual report consists of a series of financial statements and notes to those statements. These statements are organized so the reader can understand the District as a financial whole, an entire operating entity. The statements then proceed to provide an increasingly detailed look at specific financial activities.

The statement of net assets and statement of activities provide information about the activities of the whole District, presenting both an aggregate view of the District's finances and a longer-term view of those finances. Fund financial statements provide the next level of detail. For governmental funds, these statements tell how services were financed in the short-term as well as what remains for future spending. The fund financial statements also look at the District's most significant funds with all other nonmajor funds presented in total in one column. In the case of the District, the general fund, bond retirement fund and classroom facilities fund are by far the most significant funds, and the only governmental funds reported as major funds.

**NORTH FORK LOCAL SCHOOL DISTRICT
LICKING COUNTY, OHIO**

MANAGEMENT'S DISCUSSION AND ANALYSIS
FOR THE FISCAL YEAR ENDED JUNE 30, 2012
(UNAUDITED)

Reporting the District as a Whole

Statement of Net Assets and the Statement of Activities

While this document contains the large number of funds used by the District to provide programs and activities, the view of the District as a whole looks at all financial transactions and asks the question, "How did we do financially during 2012?" The statement of net assets and statement of activities answer this question. These statements include all assets, liabilities, revenues and expenses using the accrual basis of accounting similar to the accounting used by most private-sector companies. This basis of accounting will take into account all of the current year's revenues and expenses regardless of when cash is received or paid.

These two statements report the District's net assets and changes in those assets. This change in net assets is important because it tells the reader that, for the District as a whole, the financial position of the District has improved or diminished. The causes of this change may be the result of many factors, some financial, some not. Non-financial factors include the District's property tax base, current property tax laws in Ohio restricting revenue growth, facility conditions, required educational programs and other factors.

In the statement of net assets and statement of activities, the governmental activities include the District's programs and services, including instruction, support services, operation and maintenance of plant, pupil transportation, extracurricular activities, and food service operations.

The District's statement of net assets and statement of activities can be found on pages 13-14 of this report.

Reporting the District's Most Significant Funds

Fund Financial Statements

The analysis of the District's major governmental funds begins on page 9. Fund financial reports provide detailed information about the District's major funds. The District uses many funds to account for a multitude of financial transactions. However, these fund financial statements focus on the District's most significant funds. The District's major governmental funds are the general fund, bond retirement fund and the classroom facilities fund.

Governmental Funds

Most of the District's activities are reported in governmental funds, which focus on how money flows into and out of those funds and the balances left at year-end available for spending in future periods. These funds are reported using an accounting method called modified accrual accounting, which measures cash and all other financial assets than can readily be converted to cash. The governmental fund financial statements provide a detailed short-term view of the District's general government operations and the basic services it provides. Governmental fund information helps you determine whether there are more or fewer financial resources that can be spent in the near future to finance educational programs. The relationship (or differences) between governmental activities (reported in the statement of net assets and statement of activities) and governmental funds is reconciled in the basic financial statements. The basic governmental fund financial statements can be found on pages 15-19 of this report.

Reporting the District's Fiduciary Responsibilities

The District is the trustee, or fiduciary, for its scholarship programs. This activity is presented as a private-purpose trust fund. The District also acts in a trustee capacity as an agent for individuals. These activities are reported in an agency fund. All of the District's fiduciary activities are reported in separate statements of fiduciary net assets and changes in fiduciary net assets on pages 20 and 21. These activities are excluded from the District's other financial statements because the assets cannot be utilized by the District to finance its operations.

**NORTH FORK LOCAL SCHOOL DISTRICT
LICKING COUNTY, OHIO**

MANAGEMENT'S DISCUSSION AND ANALYSIS
FOR THE FISCAL YEAR ENDED JUNE 30, 2012
(UNAUDITED)

Notes to the Basic Financial Statements

The notes provide additional information that is essential to a full understanding of the data provided in the government-wide and fund financial statements. These notes to the basic financial statements can be found on pages 22-53 of this report.

The District as a Whole

The statement of net assets provides the perspective of the District as a whole.

The table below provides a summary of the District's net assets at June 30, 2012 and June 30, 2011.

	Net Assets	
	Governmental Activities 2012	Governmental Activities 2011
<u>Assets</u>		
Current and other assets	\$ 9,792,659	\$ 9,633,587
Capital assets, net	<u>33,057,108</u>	<u>33,400,738</u>
Total assets	<u>42,849,767</u>	<u>43,034,325</u>
<u>Liabilities</u>		
Current liabilities	6,539,907	6,832,957
Long-term liabilities	<u>10,576,319</u>	<u>10,987,270</u>
Total liabilities	<u>17,116,226</u>	<u>17,820,227</u>
<u>Net assets</u>		
Invested in capital assets, net of related debt	24,094,348	24,330,619
Restricted	2,414,258	2,761,656
Unrestricted (deficit)	<u>(775,065)</u>	<u>(1,878,177)</u>
Total net assets	<u>\$ 25,733,541</u>	<u>\$ 25,214,098</u>

Over time, net assets can serve as a useful indicator of a government's financial position. At June 30, 2012, the District's assets exceeded liabilities by \$25,733,541. At fiscal year-end, restricted net assets were \$2,414,258.

At year-end, capital assets represented 77.15% of total assets. Capital assets include land, land improvements, buildings and improvements, furniture and equipment and vehicles. Capital assets, net of related debt to acquire the assets at June 30, 2012, were \$24,094,348. These capital assets are used to provide services to the students and are not available for future spending. Although the District's investment in capital assets is reported net of related debt, it should be noted that the resources to repay the debt must be provided from other sources, since capital assets may not be used to liquidate these liabilities.


A portion of the District's net assets, \$2,414,258, represents resources that are subject to external restriction on how they may be used. The remaining balance of unrestricted net assets is a deficit of \$775,065.

**NORTH FORK LOCAL SCHOOL DISTRICT
LICKING COUNTY, OHIO**

MANAGEMENT'S DISCUSSION AND ANALYSIS
FOR THE FISCAL YEAR ENDED JUNE 30, 2012
(UNAUDITED)

The table below illustrates the District's assets, liabilities and net assets at June 30, 2012 and June 30, 2011.

Governmental Activities



The table below shows the change in net assets for fiscal years 2012 and 2011.

Change in Net Assets

	Governmental Activities <u>2012</u>	Governmental Activities <u>2011</u>
<u>Revenues</u>		
Program revenues:		
Charges for services and sales	\$ 1,185,932	\$ 1,150,176
Operating grants and contributions	2,082,185	3,422,273
General revenues:		
Property taxes	4,885,944	4,769,184
School district income taxes	2,002,124	1,808,027
Grants and entitlements	7,993,112	7,930,823
Investment earnings	20,244	19,820
Other	<u>204,649</u>	<u>22,697</u>
 Total revenues	 <u>\$ 18,374,190</u>	 <u>\$ 19,123,000</u>

The decrease in operating grants and contributions is due to a decrease in federal grant revenue from the funds education jobs, IDEA Part B and education stabilization. The increase in other revenues is due to an increase in contributions and donations in the general fund.

**NORTH FORK LOCAL SCHOOL DISTRICT
LICKING COUNTY, OHIO**

MANAGEMENT'S DISCUSSION AND ANALYSIS
FOR THE FISCAL YEAR ENDED JUNE 30, 2012
(UNAUDITED)

Change in Net Assets

	<u>Governmental Activities 2012</u>	<u>Governmental Activities 2011</u>
<u>Expenses</u>		
Program expenses:		
Instruction:		
Regular	\$ 6,134,194	\$ 6,322,446
Special	2,747,635	3,164,236
Vocational	225,793	256,255
Other	273,995	257,480
Support services:		
Pupil	1,635,387	1,492,270
Instructional staff	78,782	171,550
Board of education	27,349	33,895
Administration	1,124,687	1,296,927
Fiscal	483,683	458,698
Operations and maintenance	1,465,995	1,540,207
Pupil transportation	1,360,588	1,375,306
Central	514,104	692,442
Operation of non-instructional services:		
Food service operations	599,822	654,265
Extracurricular activities	706,151	795,891
Interest and fiscal charges	<u>476,582</u>	<u>459,181</u>
 Total expenses	 <u>17,854,747</u>	 <u>18,971,049</u>
 Change in net assets	 519,443	 151,951
Net assets at beginning of year	<u>25,214,098</u>	<u>25,062,147</u>
Net assets at end of year	<u><u>\$ 25,733,541</u></u>	<u><u>\$ 25,214,098</u></u>

Governmental Activities

Net assets of the District's governmental activities increased \$519,443. Total governmental expenses of \$17,854,747 were offset by program revenues of \$3,268,117 and general revenues of \$15,106,073. Program revenues supported 18.30% of the total governmental expenses.

The primary sources of revenue for governmental activities are derived from property taxes, income taxes and grants and entitlements. These revenue sources represent 80.99% of total governmental revenue.

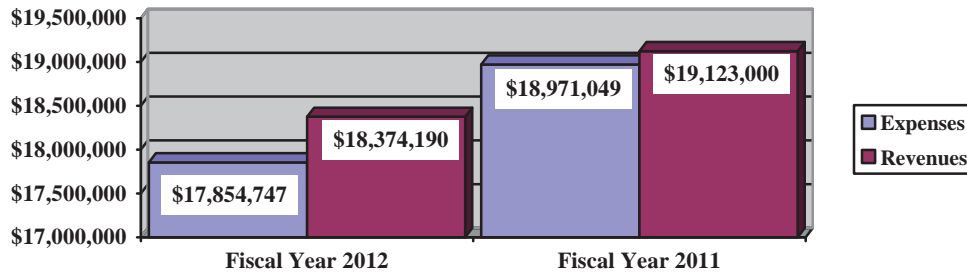
The largest expense of the District is for instructional programs. Instructional expenses totaled \$9,381,617 or 52.54% of total governmental expenses for fiscal year 2012.

**NORTH FORK LOCAL SCHOOL DISTRICT
LICKING COUNTY, OHIO**

MANAGEMENT'S DISCUSSION AND ANALYSIS
FOR THE FISCAL YEAR ENDED JUNE 30, 2012
(UNAUDITED)

The graph below presents the District's governmental activities revenue and expenses for fiscal years 2012 and 2011.

Governmental Activities - Revenues and Expenses



The statement of activities shows the cost of program services and the charges for services and grants offsetting those services. The following table shows, for governmental activities, the total cost of services and the net cost of services. That is, it identifies the cost of these services supported by tax revenue and unrestricted State grants and entitlements.

Governmental Activities

	Total Cost of Services 2012	Net Cost of Services 2012	Total Cost of Services 2011	Net Cost of Services 2011
Program expenses				
Instruction:				
Regular	\$ 6,134,194	\$ 5,338,323	\$ 6,322,446	\$ 4,588,445
Special	2,747,635	1,303,886	3,164,236	1,643,262
Vocational	225,793	194,793	256,255	225,255
Other	273,995	271,162	257,480	247,888
Support services:				
Pupil	1,635,387	1,609,291	1,492,270	1,487,708
Instructional staff	78,782	78,782	171,550	171,550
Board of education	27,349	27,349	33,895	33,895
Administration	1,124,687	1,124,687	1,296,927	1,296,927
Fiscal	483,683	483,683	458,698	458,698
Operations and maintenance	1,465,995	1,449,955	1,540,207	1,519,877
Pupil transportation	1,360,588	1,251,573	1,375,306	1,246,242
Central	514,104	493,784	692,442	687,442
Operation of non-instructional services:				
Food service operations	599,822	173,467	654,265	177,214
Extracurricular activities	706,151	309,313	795,891	155,016
Interest and fiscal charges	476,582	476,582	459,181	459,181
Total expenses	<u>\$ 17,854,747</u>	<u>\$ 14,586,630</u>	<u>\$ 18,971,049</u>	<u>\$ 14,398,600</u>

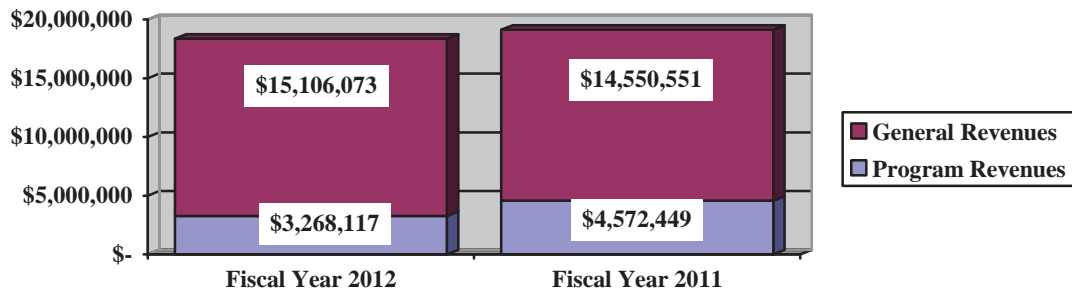
**NORTH FORK LOCAL SCHOOL DISTRICT
LICKING COUNTY, OHIO**

MANAGEMENT'S DISCUSSION AND ANALYSIS
FOR THE FISCAL YEAR ENDED JUNE 30, 2012
(UNAUDITED)

The dependence upon tax and other general revenues for governmental activities is apparent; 75.77% of instruction activities are supported through taxes and other general revenues. For all governmental activities, general revenue support is 81.70%. The District's taxpayers, and unrestricted grants and entitlements from the State, are by far the primary support for District's students.

The graph below presents the District's governmental activities revenue for fiscal years 2012 and 2011.

Governmental Activities - General and Program Revenues



The District's Funds

The District's governmental funds (as presented on the balance sheet on page 15) reported a combined fund balance of \$2,264,558, which is more than last year's balance of \$2,049,396. The schedule below indicates the fund balance and the total change in fund balance as of June 30, 2012 and 2011.

	Fund Balance June 30, 2011	Fund Balance (Deficit) June 30, 2011	Increase (Decrease)
General	\$ 81,739	\$ (538,548)	\$ 620,287
Bond retirement	382,821	313,323	69,498
Classroom facilities	1,562,310	1,562,243	67
Other governmental	<u>237,688</u>	<u>712,378</u>	<u>(474,690)</u>
Total	<u>\$ 2,264,558</u>	<u>\$ 2,049,396</u>	<u>\$ 215,162</u>

General Fund

The District's general fund balance increased \$620,287. The increase in fund balance can be primarily attributed to increasing revenues outpacing increasing expenditures. The table that follows assists in illustrating the financial activities and fund balance of the general fund.

**NORTH FORK LOCAL SCHOOL DISTRICT
LICKING COUNTY, OHIO**

MANAGEMENT'S DISCUSSION AND ANALYSIS
FOR THE FISCAL YEAR ENDED JUNE 30, 2012
(UNAUDITED)

	<u>2012</u> <u>Amount</u>	<u>2011</u> <u>Amount</u>	<u>Change</u>	<u>Percentage</u> <u>Change</u>
<u>Revenues</u>				
Taxes	\$ 5,907,517	\$ 5,516,861	\$ 390,656	7.08 %
Tuition	693,383	673,226	20,157	2.99 %
Earnings on investments	23,220	19,415	3,805	19.60 %
Intergovernmental	8,782,532	8,717,119	65,413	0.75 %
Other revenues	<u>370,401</u>	<u>147,187</u>	<u>223,214</u>	151.65 %
Total	<u>\$ 15,777,053</u>	<u>\$ 15,073,808</u>	<u>\$ 703,245</u>	4.67 %
<u>Expenditures</u>				
Instruction	\$ 8,079,178	\$ 7,755,265	\$ 323,913	4.18 %
Support services	6,444,884	6,738,484	(293,600)	(4.36) %
Extracurricular activities	321,007	77,193	243,814	315.85 %
Debt service	<u>69,120</u>	<u>36,096</u>	<u>33,024</u>	91.49 %
Total	<u>\$ 14,914,189</u>	<u>\$ 14,607,038</u>	<u>\$ 307,151</u>	2.10 %

The increase in earnings on investments can be attributed to investments maturing in the available period. Other revenues increased primarily due to increases in extracurricular revenue, contributions and donations and other miscellaneous receipts not previously classified. All other revenues remained comparable to the prior fiscal year on a percentage basis. Extracurricular activities increased due to increases in other academic oriented expenditures, girls' sports team expenditures and other sports oriented activities. Debt service expenditures increased due to an increase in interest and fiscal charges in fiscal year 2012. All other expenditures remained comparable to the prior fiscal year on a percentage basis.

Bond Retirement Fund

The bond retirement fund had revenues of \$892,277 and expenditures of \$822,779. The bond retirement fund's fund balance increased \$69,498 from \$313,323 to \$382,821.

Classroom Facilities Fund

The classroom facilities fund had revenues of \$315 and expenditures of \$248 during fiscal year 2012. The classroom facilities fund's fund balance increased \$67 from \$1,562,243 to \$1,562,310.

General Fund Budgeting Highlights

The District's budget is prepared according to Ohio law and is based on accounting for certain transactions on a basis of cash receipts, disbursements and encumbrances. The most significant budgeted fund is the general fund.

During the course of fiscal year 2012, the District amended its general fund budget several times. For the general fund, final budgeted revenues and other financing sources were \$15,731,227, which was \$366,029 more than the original budgeted revenues and other financing sources of \$15,365,198. Actual revenues and other financing sources for fiscal year 2012 was \$15,807,888, which was more than final budgeted revenues by \$76,661.

**NORTH FORK LOCAL SCHOOL DISTRICT
LICKING COUNTY, OHIO**

MANAGEMENT'S DISCUSSION AND ANALYSIS
FOR THE FISCAL YEAR ENDED JUNE 30, 2012
(UNAUDITED)

General fund original appropriations (appropriated expenditures plus other financing uses) of \$15,762,515 were decreased to \$15,362,510 in the final budget. The actual budget basis expenditures and other financing uses for fiscal year 2012 totaled \$15,362,198, which was \$312 less than the final budget appropriations.

Capital Assets and Debt Administration

Capital Assets

At the end of fiscal year 2012, the District had \$33,057,108, net of depreciation, invested in land, land improvements, buildings and improvements, furniture and equipment and vehicles. This entire amount is reported in governmental activities. The following table shows June 30, 2012 balances compared to June 30, 2011:

Capital Assets at June 30 (Net of Depreciation)		
	<u>Governmental Activities</u>	
	<u>2012</u>	<u>2011</u>
Land	\$ 351,574	\$ 351,574
Construction-in-progress	-	879,567
Land improvements	210,748	242,347
Building and improvements	31,206,633	30,650,241
Furniture and equipment	768,334	793,934
Vehicles	<u>519,819</u>	<u>483,075</u>
Total	<u>\$ 33,057,108</u>	<u>\$ 33,400,738</u>

The overall decrease in capital assets of \$343,630 is primarily due to depreciation expense of \$949,055 being more than capital outlays of \$605,425 in 2012.

See Note 9 to the basic financial statements for additional information on the District's capital assets.

Debt Administration

At June 30, 2012, the District had \$9,240,840 in general obligation bonds outstanding. Of this total, \$475,000 is due within one year and \$8,765,840 is due in greater than one year. The following table summarizes the bonds outstanding.

Outstanding Debt, at Year End		
	<u>Governmental Activities 2012</u>	<u>Governmental Activities 2011</u>
General obligation bonds	<u>\$ 9,240,840</u>	<u>\$ 9,644,208</u>

In 2001, the District issued \$12,400,000 in School Improvement general obligation bonds for constructing additions to the existing school buildings and structures. A portion of the project was funded by the classroom facility grant established by the State of Ohio.

**NORTH FORK LOCAL SCHOOL DISTRICT
LICKING COUNTY, OHIO**

**MANAGEMENT'S DISCUSSION AND ANALYSIS
FOR THE FISCAL YEAR ENDED JUNE 30, 2012
(UNAUDITED)**

In November, 2010, the District issued \$1,280,000 in energy conservation bonds (federally taxable qualified school construction bonds). The proceeds of these bonds were used for building improvements intended to increase the energy efficiency of the District's buildings.

At June 30, 2012, the District's overall legal debt margin was \$11,713,184 with an unvoted debt margin of \$226,393.

See Note 10 to the basic financial statements for additional information on the District's debt administration.

Current Financial Related Activities

The District relies heavily upon the State Foundation Program and property taxes for its operating funds. It is expected that state funding for the District will remain at fiscal year 2012 levels into the foreseeable future. This will cause increased pressure on local sources of revenue and will likely result in having to pass additional local taxes in order to avoid having to make significant operational cuts over the next two or three years.

Since, it is not expected that there will be any significant increases in revenue; it will necessitate a thorough review of the District's overall program. The major program concerns at the present time are the escalating costs of special education; the potential costs of state and federally mandated educational programs; and the ability to maintain current programs at a level that will ensure the District's ability to meet state minimum standards. In March of 2010 the District was placed in fiscal caution status by the Ohio Department of Education. The District submitted and had approved a recovery plan for fiscal year 2012.

The District has completed construction of a 75,500 square foot addition to its existing high school building. This facility will serve as the District's high school and represents the local contribution (29%) to the OSFC approved construction plan. The District has also completed construction of two new elementary buildings. The renovation of the existing junior high building is on hold until additional funds can be secured.

Contacting the District's Financial Management

This financial report is designed to provide our citizens, taxpayers, investors and creditors with a general overview of the District's finances and to show the District's accountability for the money it receives. If you have questions about this report or need additional financial information contact Mr. Jack McDonald, Treasurer, North Fork Local School District, 312 Maple Avenue, Utica, Ohio 43080-0497.

**NORTH FORK LOCAL SCHOOL DISTRICT
LICKING COUNTY, OHIO**

STATEMENT OF NET ASSETS
JUNE 30, 2012

	Governmental Activities
Assets:	
Equity in pooled cash and investments	\$ 3,321,530
Receivables:	
Taxes	5,971,622
Accounts	6,141
Intergovernmental	314,635
Accrued interest	6,222
Materials and supplies inventory	1,430
Loans receivable	205
Unamortized bond issuance costs	170,874
Capital assets:	
Land	351,574
Depreciable capital assets, net	32,705,534
Capital assets, net	33,057,108
 Total assets	 42,849,767
 Liabilities:	
Accounts payable	35,602
Accrued wages and benefits	1,282,559
Pension obligation payable	336,095
Intergovernmental payable	105,227
Unearned revenue	4,748,160
Accrued interest payable	32,264
Long-term liabilities:	
Due within one year	750,534
Due in more than one year	9,825,785
 Total liabilities	 17,116,226
 Net assets:	
Invested in capital assets, net of related debt	24,094,348
Restricted for:	
Debt service	389,438
Capital projects	1,544,186
Classroom facilities maintenance	364,265
Locally funded programs	3,479
State funded programs	2,715
Student activities	80,980
Other purposes	29,195
Unrestricted (deficit)	(775,065)
 Total net assets	 \$ 25,733,541

SEE ACCOMPANYING NOTES TO THE BASIC FINANCIAL STATEMENTS

**NORTH FORK LOCAL SCHOOL DISTRICT
LICKING COUNTY, OHIO**

STATEMENT OF ACTIVITIES
FOR THE FISCAL YEAR ENDED JUNE 30, 2012

	Expenses	Program Revenues		Net (Expense)
		Charges for Services and Sales	Operating Grants and Contributions	Revenue and Changes in Net Assets
				Governmental Activities
Governmental activities:				
Instruction:				
Regular	\$ 6,134,194	\$ 720,866	\$ 75,005	\$ (5,338,323)
Special	2,747,635	28,676	1,415,073	(1,303,886)
Vocational	225,793	-	31,000	(194,793)
Other	273,995	-	2,833	(271,162)
Support services:				
Pupil	1,635,387	-	26,096	(1,609,291)
Instructional staff	78,782	-	-	(78,782)
Board of education	27,349	-	-	(27,349)
Administration	1,124,687	-	-	(1,124,687)
Fiscal	483,683	-	-	(483,683)
Operations and maintenance	1,465,995	16,040	-	(1,449,955)
Pupil transportation	1,360,588	-	109,015	(1,251,573)
Central	514,104	-	20,320	(493,784)
Operation of non-instructional services:				
Food service operations	599,822	162,062	264,293	(173,467)
Extracurricular activities	706,151	258,288	138,550	(309,313)
Interest and fiscal charges	476,582	-	-	(476,582)
Totals	<u>\$ 17,854,747</u>	<u>\$ 1,185,932</u>	<u>\$ 2,082,185</u>	<u>(14,586,630)</u>
General revenues:				
Property taxes levied for:				
General purposes				3,995,024
Special purposes				84,698
Debt service				752,743
Capital projects				53,479
School district income taxes				2,002,124
Grants and entitlements not restricted to specific programs				7,993,112
Investment earnings				20,244
Miscellaneous				204,649
Total general revenues				<u>15,106,073</u>
Change in net assets				519,443
Net assets at beginning of year				<u>25,214,098</u>
Net assets at end of year				<u>\$ 25,733,541</u>

SEE ACCOMPANYING NOTES TO THE BASIC FINANCIAL STATEMENTS

**NORTH FORK LOCAL SCHOOL DISTRICT
LICKING COUNTY, OHIO**

BALANCE SHEET
GOVERNMENTAL FUNDS
JUNE 30, 2012

	<u>General</u>	<u>Bond Retirement</u>	<u>Classroom Facilities</u>	<u>Other Governmental Funds</u>	<u>Total Governmental Funds</u>
Assets:					
Equity in pooled cash and investments	\$ 890,069	\$ 352,791	\$ 1,562,558	\$ 488,354	\$ 3,293,772
Receivables:					
Taxes	5,044,920	735,928	-	190,774	5,971,622
Accounts	147	-	-	5,994	6,141
Intergovernmental	88,402	-	-	226,233	314,635
Accrued interest	6,222	-	-	-	6,222
Interfund loans	81,115	-	-	-	81,115
Materials and supplies inventory	-	-	-	1,430	1,430
Due from other funds	22,338	-	-	-	22,338
Loans receivable	205	-	-	-	205
Restricted assets:					
Equity in pooled cash and cash equivalents	27,758	-	-	-	27,758
Total assets	<u>\$ 6,161,176</u>	<u>\$ 1,088,719</u>	<u>\$ 1,562,558</u>	<u>\$ 912,785</u>	<u>\$ 9,725,238</u>
Liabilities:					
Accounts payable	\$ 21,608	\$ -	\$ 248	\$ 13,746	\$ 35,602
Accrued wages and benefits	1,150,156	-	-	132,403	1,282,559
Compensated absences payable	155,943	-	-	-	155,943
Pension obligation payable	294,102	-	-	41,993	336,095
Intergovernmental payable	98,902	-	-	6,325	105,227
Interfund loans payable	-	-	-	81,115	81,115
Deferred revenue	450,494	38,881	-	204,266	693,641
Unearned revenue	3,908,232	667,017	-	172,911	4,748,160
Due to other funds	-	-	-	22,338	22,338
Total liabilities	<u>6,079,437</u>	<u>705,898</u>	<u>248</u>	<u>675,097</u>	<u>7,460,680</u>
Fund balances:					
Nonspendable:					
Materials and supplies inventory	-	-	-	1,430	1,430
Restricted:					
Debt service	-	382,821	-	-	382,821
Capital improvements	-	-	1,562,310	7,876	1,570,186
Classroom facilities maintenance	-	-	-	359,772	359,772
Extracurricular	-	-	-	80,980	80,980
Other purposes	-	-	-	7,631	7,631
School bus purchases	27,758	-	-	-	27,758
Committed:					
Underground storage tanks	11,000	-	-	-	11,000
Assigned:					
Student instruction	23,740	-	-	-	23,740
Student and staff support	14,100	-	-	-	14,100
Uniform school supplies	141	-	-	-	141
Other purposes	5,000	-	-	-	5,000
Unassigned (deficit)	-	-	-	(220,001)	(220,001)
Total fund balances	<u>81,739</u>	<u>382,821</u>	<u>1,562,310</u>	<u>237,688</u>	<u>2,264,558</u>
Total liabilities and fund balances	<u>\$ 6,161,176</u>	<u>\$ 1,088,719</u>	<u>\$ 1,562,558</u>	<u>\$ 912,785</u>	<u>\$ 9,725,238</u>

SEE ACCOMPANYING NOTES TO THE BASIC FINANCIAL STATEMENTS

**NORTH FORK LOCAL SCHOOL DISTRICT
LICKING COUNTY, OHIO**

RECONCILIATION OF TOTAL GOVERNMENTAL FUND BALANCES TO
NET ASSETS OF GOVERNMENTAL ACTIVITIES
JUNE 30, 2012

Total governmental fund balances		\$	2,264,558
<i>Amounts reported for governmental activities on the statement of net assets are different because:</i>			
Capital assets used in governmental activities are not financial resources and therefore are not reported in the funds.			33,057,108
Other long-term assets are not available to pay for current-period expenditures and therefore are deferred in the funds.			
Taxes receivable	\$	409,736	
Intergovernmental receivable		282,589	
Interest receivable		1,316	
Total		693,641	693,641
Unamortized bond issuance costs are not recognized in the funds.			170,874
Unamortized premiums on bond issuances are not recognized in the funds.			(498,852)
Unamortized deferred charges on refundings are not recognized in the funds.			384,218
On the statement of net assets interest is accrued on outstanding bonds, whereas in governmental funds, interest is accrued when due.			(32,264)
Long-term liabilities are not due and payable in the current period and therefore are not reported in the funds.			
General obligation bonds payable		(9,240,840)	
Compensated absences payable		(1,064,902)	
Total		(10,305,742)	(10,305,742)
Net assets of governmental activities		\$	25,733,541

SEE ACCOMPANYING NOTES TO THE BASIC FINANCIAL STATEMENTS

**NORTH FORK LOCAL SCHOOL DISTRICT
LICKING COUNTY, OHIO**

STATEMENT OF REVENUES, EXPENDITURES AND CHANGES IN FUND BALANCES
GOVERNMENTAL FUNDS
FOR THE FISCAL YEAR ENDED JUNE 30, 2012

	<u>General</u>	<u>Bond Retirement</u>	<u>Classroom Facilities</u>	<u>Other Governmental Funds</u>	<u>Total Governmental Funds</u>
Revenues:					
From local sources:					
Taxes	\$ 5,907,517	\$ 774,307	\$ -	\$ 140,558	\$ 6,822,382
Tuition	693,383	-	-	-	693,383
Charges for services	-	-	-	162,062	162,062
Earnings on investments	23,220	-	315	201	23,736
Extracurricular	93,553	-	-	164,735	258,288
Classroom materials and fees	56,159	-	-	-	56,159
Rental income	16,040	-	-	-	16,040
Contributions and donations	127,581	-	-	14,599	142,180
Other local revenues	77,068	-	-	123,951	201,019
Intergovernmental - intermediate	-	-	-	1,499	1,499
Intergovernmental - state	8,714,692	117,970	-	81,698	8,914,360
Intergovernmental - federal	67,840	-	-	915,342	983,182
Total revenues	<u>15,777,053</u>	<u>892,277</u>	<u>315</u>	<u>1,604,645</u>	<u>18,274,290</u>
Expenditures:					
Current:					
Instruction:					
Regular	5,429,557	-	-	236,935	5,666,492
Special	2,196,659	-	-	524,056	2,720,715
Vocational	190,314	-	-	-	190,314
Other	262,648	-	-	33,228	295,876
Support services:					
Pupil	1,603,635	-	-	23,973	1,627,608
Instructional staff	72,398	-	-	-	72,398
Board of education	27,349	-	-	-	27,349
Administration	1,109,950	-	-	-	1,109,950
Fiscal	497,857	14,528	-	3,363	515,748
Operations and maintenance	1,342,254	-	248	122,613	1,465,115
Pupil transportation	1,257,573	-	-	147,759	1,405,332
Central	533,868	-	-	19,294	553,162
Operation of non-instructional services:					
Food service operations	-	-	-	529,065	529,065
Extracurricular activities	321,007	-	-	303,374	624,381
Facilities acquisition and construction	-	-	-	374,433	374,433
Debt service:					
Principal retirement	-	460,000	-	-	460,000
Interest and fiscal charges	69,120	348,251	-	-	417,371
Total expenditures	<u>14,914,189</u>	<u>822,779</u>	<u>248</u>	<u>2,318,093</u>	<u>18,055,309</u>
Excess (deficiency) of revenues over (under) expenditures	<u>862,864</u>	<u>69,498</u>	<u>67</u>	<u>(713,448)</u>	<u>218,981</u>
Other financing sources (uses):					
Transfers in	-	-	-	242,577	242,577
Transfers (out)	(242,577)	-	-	-	(242,577)
Total other financing sources (uses)	<u>(242,577)</u>	<u>-</u>	<u>-</u>	<u>242,577</u>	<u>-</u>
Net change in fund balances	620,287	69,498	67	(470,871)	218,981
Fund balances (deficit)					
at beginning of year	(538,548)	313,323	1,562,243	712,378	2,049,396
Decrease in reserve for inventory	-	-	-	(3,819)	(3,819)
Fund balances at end of year	<u>\$ 81,739</u>	<u>\$ 382,821</u>	<u>\$ 1,562,310</u>	<u>\$ 237,688</u>	<u>\$ 2,264,558</u>

SEE ACCOMPANYING NOTES TO THE BASIC FINANCIAL STATEMENTS

**NORTH FORK LOCAL SCHOOL DISTRICT
LICKING COUNTY, OHIO**

RECONCILIATION OF THE STATEMENT OF REVENUES, EXPENDITURES
AND CHANGES IN FUND BALANCES OF GOVERNMENTAL FUNDS
TO THE STATEMENT OF ACTIVITIES
FOR THE FISCAL YEAR ENDED JUNE 30, 2012

Net change in fund balances - total governmental funds	\$	218,981
<i>Amounts reported for governmental activities in the statement of activities are different because:</i>		
Governmental funds report capital outlays as expenditures. However, in the statement of activities, the cost of those assets is allocated over their estimated useful lives as depreciation expense. Depreciation expense exceeds capital outlays in the current period accordingly.		
Capital asset additions	\$ 605,425	
Current year depreciation	<u>(949,055)</u>	
Total		(343,630)
Governmental funds report expenditures for inventory when purchased, however, on the statement of activities they are reported as an expense when consumed.		
		(3,819)
Revenues in the statement of activities that do not provide current financial resources are not reported as revenues in the funds.		
Delinquent taxes	65,686	
Intergovernmental	126,107	
Accrued interest	<u>(3,491)</u>	
Total		188,302
Repayment of bond principal is an expenditure in the governmental funds, but the repayment reduces long-term liabilities in the statement of net assets.		
		460,000
In the statement of activities, interest is accrued on outstanding bonds, whereas in governmental funds, interest is expensed when due. The following items resulted in additional interest being recorded in the statement of activities:		
Decrease in accrued interest payable	1,612	
Accreted interest on capital appreciation bonds	(56,632)	
Amortization of deferred charges	(28,637)	
Amortization of bond premium	37,182	
Amortization of bond issuance costs	<u>(12,736)</u>	
Total		(59,211)
Some expenses reported on the statement of activities, such as compensated absences do not require the use of current financial resources and therefore are not reported as expenditures in governmental funds.		
		<u>58,820</u>
Change in net assets of governmental activities	\$	<u>519,443</u>

SEE ACCOMPANYING NOTES TO THE BASIC FINANCIAL STATEMENTS

NORTH FORK LOCAL SCHOOL DISTRICT
LICKING COUNTY, OHIO
STATEMENT OF REVENUES, EXPENDITURES AND CHANGES IN
FUND BALANCE - BUDGET AND ACTUAL (NON-GAAP BUDGETARY BASIS)
GENERAL FUND
FOR THE FISCAL YEAR ENDED JUNE 30, 2012

	<u>Budgeted Amounts</u>		<u>Actual</u>	<u>Variance with Final Budget Positive (Negative)</u>
	<u>Original</u>	<u>Final</u>		
Revenues:				
From local sources:				
Taxes	\$ 5,635,500	\$ 5,771,183	\$ 5,799,607	\$ 28,424
Tuition.	673,764	689,986	693,383	3,397
Earnings on investments	21,861	22,388	22,497	109
Extracurricular.	78,086	79,966	80,360	394
Classroom materials and fees	54,621	55,936	56,198	262
Rental income	15,586	15,961	16,040	79
Contributions and donations	123,972	126,957	127,581	624
Other local revenues	65,358	66,931	67,261	330
Intergovernmental - state	8,468,099	8,671,982	8,714,692	42,710
Intergovernmental - federal	65,920	67,507	67,840	333
Total revenues	<u>15,202,768</u>	<u>15,568,797</u>	<u>15,645,459</u>	<u>76,662</u>
Expenditures:				
Current:				
Instruction:				
Regular	5,200,577	5,369,467	5,369,363	104
Special.	2,440,473	2,230,418	2,230,384	34
Vocational.	238,075	192,169	192,165	4
Other.	226,326	253,031	253,023	8
Support services:				
Pupil.	1,599,124	1,602,771	1,602,745	26
Instructional staff	181,832	99,507	99,493	14
Board of education	36,081	26,140	26,138	2
Administration.	1,295,053	1,165,733	1,165,704	29
Fiscal	477,466	447,013	447,005	8
Operations and maintenance.	1,532,638	1,363,220	1,363,188	32
Pupil transportation	1,451,211	1,317,832	1,317,803	29
Central.	669,227	541,804	541,793	11
Extracurricular activities.	20,452	293,978	293,968	10
Debt service:				
Interest and fiscal charges.	3,672	69,120	69,120	-
Total expenditures	<u>15,372,208</u>	<u>14,972,203</u>	<u>14,971,892</u>	<u>311</u>
Excess (deficiency) of revenues over (under) expenditures.	<u>(169,440)</u>	<u>596,594</u>	<u>673,567</u>	<u>76,973</u>
Other financing sources (uses):				
Refund of prior year's expenditures	78,601	78,601	78,600	(1)
Refund of prior year's receipts.	(66,920)	(66,920)	(66,919)	1
Sale of assets	3,039	3,039	3,039	-
Transfers (out).	(242,577)	(242,577)	(242,577)	-
Advances in.	80,790	80,790	80,790	-
Advances (out)	(80,810)	(80,810)	(80,810)	-
Total other financing sources (uses)	<u>(227,877)</u>	<u>(227,877)</u>	<u>(227,877)</u>	<u>-</u>
Net change in fund balance	(397,317)	368,717	445,690	76,973
Fund balance at beginning of year	342,013	342,013	342,013	-
Prior year encumbrances appropriated	45,808	45,808	45,808	-
Fund balance (deficit) at end of year	\$ (9,496)	\$ 756,538	\$ 833,511	\$ 76,973

SEE ACCOMPANYING NOTES TO THE BASIC FINANCIAL STATEMENTS

**NORTH FORK LOCAL SCHOOL DISTRICT
LICKING COUNTY, OHIO**

STATEMENT OF FIDUCIARY NET ASSETS
FIDUCIARY FUNDS
JUNE 30, 2012

	Private Purpose Trust	
	Scholarship	Agency
Assets:		
Equity in pooled cash and cash equivalents	\$ 10,476	\$ 58,094
Total assets.	10,476	\$ 58,094
Liabilities:		
Accounts payable.	-	\$ 647
Loans payable	-	205
Due to students.	-	57,242
Total liabilities	-	\$ 58,094
Net assets:		
Held in trust for scholarships	10,476	
Total net assets	\$ 10,476	

SEE ACCOMPANYING NOTES TO THE BASIC FINANCIAL STATEMENTS

**NORTH FORK LOCAL SCHOOL DISTRICT
LICKING COUNTY, OHIO**

STATEMENT OF CHANGES IN FIDUCIARY NET ASSETS
FIDUCIARY FUND
FOR THE FISCAL YEAR ENDED JUNE 30, 2012

	Private Purpose Trust
	Scholarship
Additions:	
Interest	\$ 3
Total additions	3
Deductions:	
Scholarships awarded	500
Change in net assets	(497)
Net assets at beginning of year	10,973
Net assets at end of year	\$ 10,476

SEE ACCOMPANYING NOTES TO THE BASIC FINANCIAL STATEMENTS

THIS PAGE LEFT BLANK INTENTIONALLY

**NORTH FORK LOCAL SCHOOL DISTRICT
LICKING COUNTY, OHIO**

NOTES TO THE BASIC FINANCIAL STATEMENTS
FOR THE FISCAL YEAR ENDED JUNE 30, 2012

NOTE 1 - DESCRIPTION OF THE SCHOOL DISTRICT

The North Fork Local School District (the "District") is organized under Article VI, Sections 2 and 3 of the Constitution of the State of Ohio. The District operates under a locally elected Board form of government consisting of five members elected at-large for staggered four-year terms. The District provides educational services as authorized by State statute and/or federal guidelines.

The District was established in 1957 through the consolidation of existing land areas and school districts. The District serves an area of approximately 156 square miles. It is located in Licking and Knox Counties, and includes all of the Villages of Utica and St. Louisville, a portion of the City of Newark, all of McKean, Newton and Washington Townships and portions of Burlington, Eden, and Mary Ann Townships in Licking County. It also includes all of the Village of Martinsburg and parts of Morgan and Clay Townships. It is staffed by 116 certified personnel and 94 non-certified employees who provide services to 1,775 students and other community members. The District currently operates 4 instructional buildings, 1 administrative building, and 1 bus maintenance garage.

NOTE 2 - SUMMARY OF SIGNIFICANT ACCOUNTING POLICIES

The basic financial statements of the District have been prepared in conformity with accounting principles generally accepted in the United States of America (GAAP) as applied to governmental units. The Governmental Accounting Standards Board (GASB) is the accepted standard-setting body for establishing governmental accounting and financial reporting principles. The District also applies Financial Accounting Standards Board (FASB) guidance issued on or before November 30, 1989, to its governmental activities provided it does not conflict with or contradict GASB pronouncements. The District's significant accounting policies are described below.

A. Reporting Entity

The reporting entity has been defined in accordance with GASB Statement No. 14, "The Financial Reporting Entity" as amended by GASB Statement No. 39, "Determining Whether Certain Organizations Are Component Units". The reporting entity is composed of the primary government and component units. The primary government consists of all funds, departments, boards and agencies that are not legally separate from the District. For the District, this includes general operations, food service and student related activities of the District.

Component units are legally separate organizations for which the District is financially accountable. The District is financially accountable for an organization if the District appoints a voting majority of the organization's Governing Board and (1) the District is able to significantly influence the programs or services performed or provided by the organization; or (2) the District is legally entitled to or can otherwise access the organization's resources; or (3) the District is legally obligated or has otherwise assumed the responsibility to finance the deficits of, or provide financial support to, the organization; or (4) the District is obligated for the debt of the organization. Component units may also include organizations that are fiscally dependent on the District in that the District approves the budget, the issuance of debt or the levying of taxes. Certain organizations are also included as component units if the nature and significance of the relationship between the primary government and the organization is such that exclusion by the primary government would render the primary governments's financial statements incomplete or misleading. Based upon the application of these criteria, the District has no component units. The basic financial statements of the reporting entity include only those of the District (the primary government).

**NORTH FORK LOCAL SCHOOL DISTRICT
LICKING COUNTY, OHIO**

NOTES TO THE BASIC FINANCIAL STATEMENTS
FOR THE FISCAL YEAR ENDED JUNE 30, 2012

NOTE 2 - SUMMARY OF SIGNIFICANT ACCOUNTING POLICIES - (Continued)

The following organizations are described due to their relationship to the District:

JOINTLY GOVERNED ORGANIZATIONS

Licking Area Computer Association (LACA)

LACA is the computer service organization or Data Acquisition Site (DAS) used by the District. LACA is an association of public school districts in a geographic area determined by the Ohio Department of Education. The Licking County C-TEC acts as the fiscal agent for the consortium. The purpose of the consortium is to develop and employ a computer system efficiently and effectively for the needs of the member Boards of Education. All districts in the consortium are required to pay fees, charges, and assessments as charged. A board made up of superintendents from all of the participating districts governs LACA. An elected Executive Board consisting of five members of the governing board is the managerial body of the consortium and meets on a monthly basis. The District does not maintain an ongoing financial interest or an ongoing financial responsibility.

Licking County Career and Technology Educational Center (C-TEC)

The C-TEC is a distinct political subdivision of the State of Ohio, which provides vocational education for students. The C-TEC is operated under the direction of a Board consisting of three representatives from the Licking County Educational Service Center, two representatives from Newark City Schools, one representative from the Heath City Schools, and one representative from the Granville Exempted Village Schools elected boards. The C-TEC possesses its own budgeting and taxing authority. Financial information can be obtained from Ben Streby, who serves as the Chief Fiscal Officer, at 150 Price Road, Newark, Ohio 43055.

PUBLIC ENTITY RISK POOLS

Ohio School Plan

The District participates in the Ohio School Plan (OSP), an insurance purchasing pool. The OSP is created and organized pursuant to and as authorized by Section 2744.081 of the Ohio Revised Code. The OSP is an unincorporated, non-profit association of its members and an instrumentality for each member for the purpose of enabling members of the Plan to provide for a formalized, joint insurance purchasing program to maintain adequate insurance protection, risk management programs and other administrative services. The OSP's business and affairs are conducted by a fifteen member Board of Directors consisting of school districts' superintendents and treasurers, as well as the president of Harcum-Hyre Insurance Agency, Inc. and a partner of the Hylant Group, Inc. Hylant Group, Inc. is the Administrator of the OSP and is responsible for processing claims. Harcum-Hyre Insurance Agency, Inc. is the sales and marketing representative, which establishes agreements between OSP and member schools.

B. Fund Accounting

The District uses funds to maintain its financial records during the year. A fund is defined as a fiscal and accounting entity with a self balancing set of accounts. There are three categories of funds: governmental, proprietary and fiduciary. The District has no proprietary funds.

**NORTH FORK LOCAL SCHOOL DISTRICT
LICKING COUNTY, OHIO**

NOTES TO THE BASIC FINANCIAL STATEMENTS
FOR THE FISCAL YEAR ENDED JUNE 30, 2012

NOTE 2 - SUMMARY OF SIGNIFICANT ACCOUNTING POLICIES - (Continued)

GOVERNMENTAL FUNDS

Governmental funds are those through which most governmental functions typically are financed. Governmental fund reporting focuses on the sources, uses and balances of current financial resources. Expendable assets are assigned to the various governmental funds according to the purposes for which they may or must be used. Current liabilities are assigned to the fund from which they will be paid. The difference between governmental fund assets and liabilities is reported as fund balance. The following are the District's major governmental funds:

General fund - The general fund is used to account for and report all financial resources not accounted for and reported in another fund. The general fund balance is available for any purpose provided it is expended or transferred according to the general laws of Ohio.

Bond retirement fund - The bond retirement fund is used to account for the accumulation of resources and payment of general obligation bond and principal and interest from governmental resources when the government is obligated in some manner for payment.

Classroom facilities fund - The classroom facilities capital projects fund is used to account for financial resources and expenditures related to the school facilities construction project.

Other governmental funds of the District are used to account for (a) financial resources that are restricted, committed, or assigned to expenditures for capital outlays including the acquisition or construction of capital facilities and other capital assets and (b) specific revenue sources that are restricted or committed to an expenditure for specified purposes other than debt service or capital projects.

FIDUCIARY FUNDS

Fiduciary fund reporting focuses on net assets and changes in net assets. The fiduciary fund category is split into four classifications: pension trust funds, investment trust funds, private-purpose trust funds and agency funds. Trust funds are used to account for assets held by the District under a trust agreement for individuals, private organizations, or other governments and are therefore not available to support the District's own programs. The District's only trust fund is a private-purpose trust which accounts for a scholarship program for students. Agency funds are custodial in nature (assets equal liabilities) and do not involve measurement of results of operations. The District's agency fund accounts for student and community activities.

C. Basis of Presentation and Measurement Focus

Government-wide Financial Statements - The statement of net assets and the statement of activities display information about the District as a whole. These statements include the financial activities of the primary government, except for fiduciary funds.

**NORTH FORK LOCAL SCHOOL DISTRICT
LICKING COUNTY, OHIO**

NOTES TO THE BASIC FINANCIAL STATEMENTS
FOR THE FISCAL YEAR ENDED JUNE 30, 2012

NOTE 2 - SUMMARY OF SIGNIFICANT ACCOUNTING POLICIES - (Continued)

The government-wide statement of activities presents a comparison between direct expenses and program revenues for each function or program of the governmental activities of the District. Direct expenses are those that are specifically associated with a service, program or department and therefore are clearly identifiable to a particular function. Program revenues include amounts paid by the recipient of goods or services offered by the program and grants and contributions that are restricted to meeting the operational or capital requirements of a particular program. Revenues not classified as program revenues are presented as general revenues of the District.

The government-wide financial statements are prepared using the economic resources measurement focus. All assets and all liabilities associated with the operation of the District are included on the statement of net assets.

Fund Financial Statements- Fund financial statements report detailed information about the District. The focus of governmental fund financial statements is on major funds rather than reporting funds by type. Each major fund is presented in a separate column, and all nonmajor funds are aggregated into one column. Fiduciary funds are reported by fund type.

All governmental funds are accounted for using a flow of current financial resources measurement focus. With this measurement focus, only current assets and current liabilities generally are included on the balance sheet. The statement of revenues, expenditures and changes in fund balances reports on the sources (i.e., revenues and other financing sources) and uses (i.e., expenditures and other financing uses) of current financial resources. This approach differs from the manner in which the governmental activities of the government-wide financial statements are prepared. Governmental fund financial statements therefore include a reconciliation with brief explanations to better identify the relationship between the government-wide statements and the statements for governmental funds.

The private-purpose trust fund is reported using the economic resources measurement focus. Agency funds do not report a measurement focus as they do not report operations.

D. Basis of Accounting

Basis of accounting determines when transactions are recorded in the financial records and reported on the financial statements. Government-wide financial statements are prepared using the accrual basis of accounting. Governmental funds use the modified accrual basis of accounting. Fiduciary funds also use the accrual basis of accounting.

Revenues - Exchange and Nonexchange Transactions - Revenue resulting from exchange transactions, in which each party gives and receives essentially equal value, is recorded on the accrual basis when the exchange takes place. On a modified accrual basis, revenue is recorded in the fiscal year in which the resources are measurable and become available. Available means that the resources will be collected within the current fiscal year or are expected to be collected soon enough thereafter to be used to pay liabilities of the current fiscal year. For the District, available means expected to be received within sixty days of fiscal year end.

**NORTH FORK LOCAL SCHOOL DISTRICT
LICKING COUNTY, OHIO**

NOTES TO THE BASIC FINANCIAL STATEMENTS
FOR THE FISCAL YEAR ENDED JUNE 30, 2012

NOTE 2 - SUMMARY OF SIGNIFICANT ACCOUNTING POLICIES - (Continued)

Nonexchange transactions, in which the District receives value without directly giving equal value in return, include property taxes, income taxes, grants, entitlements and donations. On an accrual basis, revenue from property taxes is recognized in the fiscal year for which the taxes are levied (See Note 6). Revenue from income taxes is recognized in the fiscal year in which the income is earned (See Note 8). Revenue from grants, entitlements and donations is recognized in the fiscal year in which all eligibility requirements have been satisfied. Eligibility requirements include timing requirements, which specify the year when the resources are required to be used or the fiscal year when use is first permitted, matching requirements, in which the District must provide local resources to be used for a specified purpose, and expenditure requirements, in which the resources are provided to the District on a reimbursement basis. On a modified accrual basis, revenue from nonexchange transactions must also be available before it can be recognized.

Under the modified accrual basis, the following revenue sources are considered to be both measurable and available at fiscal year end: property taxes available as an advance, income tax, interest, tuition, grants, student fees and rentals.

Unearned Revenue and Deferred Revenue - Unearned revenue and deferred revenue arise when assets are recognized before revenue recognition criteria have been satisfied.

Property taxes for which there is an enforceable legal claim as of June 30, 2012, but which were levied to finance fiscal year 2013 operations, and other revenues received in advance of the fiscal year for which they are intended to finance, have been recorded as unearned revenue. Grants and entitlements received before the eligibility requirements are met are recorded as deferred revenue.

On governmental fund financial statements, receivables that will not be collected within the available period including delinquent property taxes due at June 30, 2012, are recorded as deferred revenue in the governmental funds.

Expenses/Expenditures - On the accrual basis of accounting, expenses are recognized at the time they are incurred. The entitlement value of donated commodities received during the year is reported in the fund financial statements as an expenditure with a like amount reported as intergovernmental revenue.

The measurement focus of governmental fund accounting is on decreases in net financial resources (expenditures) rather than expenses. Expenditures are generally recognized in the accounting period in which the related fund liability is incurred, if measurable. Allocations of cost, such as depreciation and amortization, are not recognized in governmental funds.

**NORTH FORK LOCAL SCHOOL DISTRICT
LICKING COUNTY, OHIO**

NOTES TO THE BASIC FINANCIAL STATEMENTS
FOR THE FISCAL YEAR ENDED JUNE 30, 2012

NOTE 2 - SUMMARY OF SIGNIFICANT ACCOUNTING POLICIES - (Continued)

E. Budgets

The budgetary process is prescribed by provisions of the Ohio Revised Code and entails the preparation of budgetary documents within an established timetable. The major documents prepared are the tax budget, the certificate of estimated resources, and the appropriation resolution, all of which are prepared on the budgetary basis of accounting. The certificate of estimated resources and the appropriations resolution are subject to amendment throughout the year with the legal restriction that appropriations cannot exceed estimated resources, as certified. All funds, other than agency funds, are legally required to be budgeted and appropriated. The legal level of budgetary control has been established at the fund level for all funds. Any budgetary modifications at this level may only be made by resolution of the Board of Education. Although the legal level of budgetary control was established at the fund level of expenditures, the District has elected to present the general fund's budgetary statement comparison at the fund and function level of expenditures.

Tax Budget:

Prior to January 15, the Superintendent and Treasurer submit to the Board of Education a proposed operating budget for the fiscal year commencing the following July 1. The budget includes proposed expenditures and the means of financing for all funds. Public hearings are publicized and conducted to obtain taxpayers' comments. The purpose of this budget document is to reflect the need for existing (or increased) tax rates. By no later than January 20, the Board-adopted budget is filed with the Licking County Budget Commission for rate determination. The Licking County Budget Commissioners waived the requirement for fiscal year 2012.

Estimated Resources:

By April 1, the Board of Education accepts, by formal resolution, the tax rates as determined by the Budget Commission and receives the Commission's certificate of estimated resources, which states the projected revenue of each fund. Prior to July 1, the District must revise its budget so that total contemplated expenditures from any fund during the ensuing year will not exceed the amount stated in the certificate of estimated resources. The revised budget then serves as the basis for the appropriation measure. On or about July 1, the certificate is amended to include any unencumbered cash balances from the preceding year. The certificate may be further amended during the year if projected increases or decreases in revenue are identified by the District. The amounts reported in the budgetary statements reflect the amounts from the certificate of amended resources that was in effect at the time the original and final appropriations were passed by the Board of Education.

Appropriations:

Upon receipt from the County Auditor of an amended certificate of estimated resources based on final assessed values and tax rates or a certificate saying no new certificate is necessary, the annual appropriation resolution is enacted by the Board of Education. Prior to the passage of the annual appropriation measure, the Board may pass a temporary appropriation measure to meet the ordinary expenses of the District. The appropriation resolution, at the fund level for all funds, must be within the estimated resources as certified by the County Budget Commission and the total of expenditures may not exceed the appropriation totals at the legal level of control. Any revisions that alter the level of budgetary control must be approved by the Board of Education.

**NORTH FORK LOCAL SCHOOL DISTRICT
LICKING COUNTY, OHIO**

NOTES TO THE BASIC FINANCIAL STATEMENTS
FOR THE FISCAL YEAR ENDED JUNE 30, 2012

NOTE 2 - SUMMARY OF SIGNIFICANT ACCOUNTING POLICIES - (Continued)

The Board may pass supplemental fund appropriations so long as the total appropriations by fund do not exceed the amounts set forth in the most recent certificate of estimated resources. During the year, all supplemental appropriations were legally enacted.

The appropriation resolution is subject to amendment by the Board throughout the year with the restriction that appropriations may not exceed estimated revenues. The amounts reported as the original budget amounts reflect the first appropriation for that fund covered the entire fiscal year, including amounts automatically carried over from prior year. The amounts reported as the final budgeted amounts represent the final appropriation amounts passed by the Board during the year.

Lapsing of Appropriations:

At the close of each fiscal year, the unencumbered balance of each appropriation reverts to the respective fund from which it was appropriated and becomes subject to future appropriation. Encumbered appropriations are carried forward to the succeeding fiscal year and are not reappropriated.

F. Cash and Investments

To improve cash management, cash received by the District is pooled. Monies for all funds are maintained in this pool. Individual fund integrity is maintained through the District's records. Each fund's interest in the pool is presented as "equity in pooled cash and investments" on the basic financial statements.

During fiscal year 2012, investments were limited to negotiable certificates of deposit, U.S. Government money market funds, and the State Treasury Asset Reserve of Ohio (STAR Ohio). Investments are reported at fair value, which is based on quoted market prices, with the following exceptions: nonparticipating investment contracts, such as non-negotiable certificates of deposit, are reported at cost.

The District has invested funds in STAR Ohio during fiscal year 2012. STAR Ohio is an investment pool managed by the State Treasurer's Office, which allows governments within the State to pool their funds for investment purposes. STAR Ohio is not registered with the SEC as an investment company, but does operate in a manner consistent with Rule 2a7 of the Investment Company Act of 1940. Investments in STAR Ohio are valued at STAR Ohio's shares price which is the price the investment could be sold for on June 30, 2012.

Under existing Ohio statutes all investment earnings are assigned to the general fund unless statutorily required to be credited to a specific fund or the Board of Education has, by resolution, specified the funds to receive an allocation of interest earnings. Interest revenue credited to the general fund during fiscal year 2012 amounted to \$23,220, which includes \$14,908 assigned from other District funds.

For presentation on the basic financial statements, investments of the cash management pool and investments with original maturities of three months or less at the time they are purchased by the District are considered to be cash equivalents. Investments with an initial maturity of more than three months are reported as investments.

An analysis of the District's investment account at fiscal year end is provided in Note 4.

**NORTH FORK LOCAL SCHOOL DISTRICT
LICKING COUNTY, OHIO**

NOTES TO THE BASIC FINANCIAL STATEMENTS
FOR THE FISCAL YEAR ENDED JUNE 30, 2012

NOTE 2 - SUMMARY OF SIGNIFICANT ACCOUNTING POLICIES - (Continued)

G. Inventory

On government-wide and fund financial statements, purchased inventories are presented at the lower of cost or market and donated commodities are presented at their entitlement value. Inventories are recorded on a first-in, first-out basis and are expensed when received. Inventories are accounted for using the purchase method on the fund statements and using the consumption method on the government-wide statements.

Inventory consists of expendable supplies held for consumption, donated food and purchased food.

H. Capital Assets

General capital assets are associated with and generally are from governmental activities. These assets result from expenditures in the governmental funds. These assets are reported in the governmental activities column of the government-wide statement of net assets, but are not reported in the fund financial statements.

All capital assets are capitalized at cost (or estimated historical cost) and updated for additions and retirements during the year. Donated capital assets are recorded at their fair market values as of the date received. The District maintains a capitalization threshold of \$1,200. The District does not possess any infrastructure. Improvements are capitalized; the costs of normal maintenance and repairs that do not add to the value of the asset or materially extend an asset's life are not.

All reported capital assets, except land, are depreciated. Improvements are depreciated over the remaining useful lives of the related capital assets.

Depreciation is computed using the straight-line method over the following useful lives:

<u>Description</u>	<u>Governmental Activities Estimated Lives</u>
Land improvements	15 - 20 years
Buildings and improvements	50 years
Furniture and equipment	5 - 20 years
Vehicles	8 - 10 years

I. Interfund Balances

On fund financial statements, receivables and payables resulting from short-term interfund loans are classified as "due to/from other funds". Receivables and payables resulting from interfund loans are classified as "interfund loans receivable/payable". These amounts are eliminated in the governmental activities column on the statement of net assets. Receivables resulting from loans to the agency fund are reported as loans receivable on the governmental financial statements.

**NORTH FORK LOCAL SCHOOL DISTRICT
LICKING COUNTY, OHIO**

NOTES TO THE BASIC FINANCIAL STATEMENTS
FOR THE FISCAL YEAR ENDED JUNE 30, 2012

NOTE 2 - SUMMARY OF SIGNIFICANT ACCOUNTING POLICIES - (Continued)

J. Compensated Absences

Compensated absences of the District consist of vacation leave and sick leave to the extent that payments to the employee for these absences are attributable to services already rendered and are not contingent on a specific event that is outside the control of the District and the employee.

In accordance with the provisions of GASB Statement No. 16, "Accounting for Compensated Absences", a liability for vacation leave is accrued if a) the employees' rights to payment are attributable to services already rendered; and b) it is probable that the employer will compensate the employees for the benefits through paid time off or other means, such as cash payment at termination or retirement. An accrual for earned sick leave is made to the extent that it is probable that the benefits will result in termination (severance) payments. A liability for sick leave is accrued using the vesting method; i.e., the liability is based on the sick leave accumulated at June 30, 2012, by those employees who are currently eligible to receive termination (severance) payments, as well as those employees expected to become eligible in the future. For purposes of establishing a liability for sick leave on employees expected to become eligible to retire in the future, all employees with at least 10 years of service or employees age 60 or greater were considered expected to become eligible to retire in accordance with GASB Statement No. 16.

The total liability for vacation and sick leave payments has been calculated using pay rates in effect at June 30, 2012 and reduced to the maximum payment allowed by labor contract and/or statute, plus any applicable additional salary related payments.

The entire compensated absence liability is reported on the government-wide financial statements.

For governmental fund financial statements, the current portion of unpaid compensated absences is the amount expected to be paid using expendable available resources. These amounts are recorded in the account "compensated absences payable" in the fund from which the employees who have accumulated unpaid leave are paid. The noncurrent portion of the liability is not reported.

K. Accrued Liabilities and Long-Term Obligations

All payables, accrued liabilities and long-term obligations are reported in the government-wide financial statements.

In general, governmental fund payables and accrued liabilities that, once incurred, are paid in a timely manner and in full from current financial resources, are reported as obligations of the funds. However, claims and judgments and compensated absences that will be paid from governmental funds are reported as a liability in the fund financial statements only to the extent that they are due for payment during the current year. Bonds are recognized as a liability on the fund financial statements when due.

**NORTH FORK LOCAL SCHOOL DISTRICT
LICKING COUNTY, OHIO**

NOTES TO THE BASIC FINANCIAL STATEMENTS
FOR THE FISCAL YEAR ENDED JUNE 30, 2012

NOTE 2 - SUMMARY OF SIGNIFICANT ACCOUNTING POLICIES - (Continued)

L. Fund Balance

Fund balance is divided into five classifications based primarily on the extent to which the District is bound to observe constraints imposed upon the use of the resources in the governmental funds. The classifications are as follows:

Nonspendable - The nonspendable fund balance classification includes amounts that cannot be spent because they are not in spendable form or legally required to be maintained intact. The “not in spendable form” criterion includes items that are not expected to be converted to cash.

Restricted - Fund balance is reported as restricted when constraints are placed on the use of resources that are either externally imposed by creditors (such as through debt covenants), grantors, contributors, or laws or regulations of other governments, or imposed by law through constitutional provisions or enabling legislation.

Committed - The committed fund balance classification includes amounts that can be used only for the specific purposes imposed by a formal action (resolution) of the District Board of Education (the highest level of decision making authority). Those committed amounts cannot be used for any other purpose unless the District Board of Education removes or changes the specified use by taking the same type of action (resolution) it employed to previously commit those amounts. Committed fund balance also incorporates contractual obligations to the extent that existing resources in the fund have been specifically committed for use in satisfying those contractual requirements.

Assigned - Amounts in the assigned fund balance classification are intended to be used by the District for specific purposes but do not meet the criteria to be classified as restricted nor committed. In governmental funds other than the general fund, assigned fund balance represents the remaining amount that is not restricted or committed. In the general fund, assigned amounts represent intended uses established by policies of the District Board of Education, which includes giving the Treasurer the authority to constrain monies for intended purposes.

Unassigned - Unassigned fund balance is the residual classification for the general fund and includes all spendable amounts not contained in the other classifications. In other governmental funds, the unassigned classification is only used to report a deficit fund balance resulting from overspending for specific purposes for which amounts had been restricted, committed, or assigned.

The District applies restricted resources first when expenditures are incurred for purposes for which restricted and unrestricted (committed, assigned, and unassigned) fund balance is available. Similarly, within unrestricted fund balance, committed amounts are reduced first followed by assigned, and then unassigned amounts when expenditures are incurred for purposes for which amounts in any of the unrestricted fund balance classifications could be used.

**NORTH FORK LOCAL SCHOOL DISTRICT
LICKING COUNTY, OHIO**

NOTES TO THE BASIC FINANCIAL STATEMENTS
FOR THE FISCAL YEAR ENDED JUNE 30, 2012

NOTE 2 - SUMMARY OF SIGNIFICANT ACCOUNTING POLICIES - (Continued)

M. Net Assets

Net assets represent the difference between assets and liabilities. Net assets invested in capital assets, net of related debt consist of capital assets, net of accumulated depreciation, reduced by the outstanding balances of any borrowings used for the acquisition, construction or improvement of those assets. Net assets are reported as restricted when there are limitations imposed on their use either through the enabling legislation or through external restrictions imposed by creditors, grantors or laws or regulations of other governments. Amounts restricted for other purposes include amounts reserved for a special trust and school bus purchases.

The District applies restricted resources first when an expense is incurred for purposes for which both restricted and unrestricted net assets are available.

N. Estimates

The preparation of the basic financial statements in conformity with GAAP requires management to make estimates and assumptions that affect the amounts reported in the basic financial statements and accompanying notes. Actual results may differ from those estimates.

O. Restricted Assets

Assets are reported as restricted assets when limitations on their use change the normal understanding of the availability of the asset. Such constraints are either imposed by creditors, contributors, grantors, or laws of other governments or imposed by enabling legislation. Restricted assets include the amount set-aside for school bus purchases. See Note 17 for additional information regarding set-asides.

P. Interfund Activity

Exchange transactions between funds are reported as revenues in the seller funds and as expenditures/expenses in the purchaser funds. Flows of cash or goods from one fund to another without a requirement for repayment are reported as interfund transfers. Interfund transfers are reported as other financing sources/uses in governmental funds. Repayments from funds responsible for particular expenditures/expenses to the funds that initially paid for them are not presented on the basic financial statements.

Interfund activity between governmental funds is eliminated in the statement of activities.

Q. Extraordinary and Special Items

Extraordinary items are transactions or events that are both unusual in nature and infrequent in occurrence. Special items are transactions or events that are within the control of the Board of Education and that are either unusual in nature or infrequent in occurrence. Neither type of transaction occurred during fiscal year 2012.

**NORTH FORK LOCAL SCHOOL DISTRICT
LICKING COUNTY, OHIO**

NOTES TO THE BASIC FINANCIAL STATEMENTS
FOR THE FISCAL YEAR ENDED JUNE 30, 2012

NOTE 2 - SUMMARY OF SIGNIFICANT ACCOUNTING POLICIES - (Continued)

R. Unamortized Issuance Costs/Bond Premium and Discount/Accounting Gain or Loss

On government-wide financial statements, issuance costs are deferred and amortized over the term of the bonds using the straight-line method. Unamortized issuance costs are recorded as a separate line item on the statement of net assets.

Bond premiums are deferred and amortized over the term of the bonds using the straight line method, which approximates the effective interest method. Bond premiums are presented as an addition to the face amount of the bonds.

For advance refundings resulting in the defeasance of debt, the difference between the reacquisition price and the net carrying amount of the old debt is deferred and amortized as a component of interest expense. This accounting gain or loss is amortized over the remaining life of the old debt or the life of the new debt, whichever is shorter, and is presented as an addition to or reduction of the face amount of the new debt.

On the governmental fund financial statements, issuance costs and bond premiums are recognized in the current period. A reconciliation between the bonds face value and the amount reported on the statement of net assets is presented in Note 10.A.

NOTE 3 -ACCOUNTABILITY AND COMPLIANCE

A. Change in Accounting Principles

For fiscal year 2012, the District has implemented GASB Statement No. 57, "OPEB Measurements by Agent Employers and Agent Multiple-Employer Plans", and GASB Statement No. 64, "Derivative Instruments: Application of Hedge Accounting Termination Provisions - an Amendment of GASB Statement No. 53".

GASB Statement No. 57 addresses issues related to the use of the alternative measurement method and the frequency and timing of measurements by employers that participate in agent multiple-employer other postemployment benefit (OPEB) plans. The implementation of GASB Statement No. 57 did not have an effect on the financial statements of the District.

GASB Statement No. 64 clarifies the circumstances in which a hedge accounting should continue when a swap counterparty, or a swap counterparty's credit support provider, is replaced. The implementation of GASB Statement No. 64 did not have an effect on the financial statements of the District.

**NORTH FORK LOCAL SCHOOL DISTRICT
LICKING COUNTY, OHIO**

NOTES TO THE BASIC FINANCIAL STATEMENTS
FOR THE FISCAL YEAR ENDED JUNE 30, 2012

NOTE 3 -ACCOUNTABILITY AND COMPLIANCE - (Continued)

B. Deficit Fund Balances

Fund balances at June 30, 2012 included the following individual fund deficits:

<u>Nonmajor funds</u>	<u>Deficit</u>
Food service	\$ 7,897
Race to the top	2,643
Title VI-B	91,961
Title I	85,320
Drug-free schools	31
Title VI-R	12,551
Miscellaneous federal funds	144
Permanent improvement	18,024

The general fund is liable for any deficits in these funds and provides transfers when cash is required, not when accruals occur. The deficit fund balances resulted from adjustments for accrued liabilities.

NOTE 4 - DEPOSITS AND INVESTMENTS

State statutes classify monies held by the District into three categories.

Active deposits are public deposits necessary to meet current demands on the treasury. Such monies must be maintained either as cash in the District treasury, in commercial accounts payable or withdrawable on demand, including negotiable order of withdrawal (NOW) accounts, or in money market deposit accounts.

Inactive deposits are public deposits that the Board of Education has identified as not required for use within the current five year period of designation of depositories. Inactive deposits must either be evidenced by certificates of deposit maturing not later than the end of the current period of designation of depositories, or by savings or deposit accounts including, but not limited to, passbook accounts.

Interim deposits are deposits of interim monies. Interim monies are those monies which are not needed for immediate use, but which will be needed before the end of the current period of designation of depositories.

Interim deposits must be evidenced by time certificates of deposit maturing not more than one year from the date of deposit or by savings or deposit accounts including passbook accounts.

Interim monies may be deposited or invested in the following securities:

1. United States Treasury Notes, Bills, Bonds, or any other obligation or security issued by the United States Treasury or any other obligation guaranteed as to principal and interest by the United States;

**NORTH FORK LOCAL SCHOOL DISTRICT
LICKING COUNTY, OHIO**

NOTES TO THE BASIC FINANCIAL STATEMENTS
FOR THE FISCAL YEAR ENDED JUNE 30, 2012

NOTE 4 - DEPOSITS AND INVESTMENTS - (Continued)

2. Bonds, notes, debentures, or any other obligations or securities issued by any federal government agency or instrumentality, including, but not limited to, the Federal National Mortgage Association, Federal Home Loan Bank, Federal Farm Credit Bank, Federal Home Loan Mortgage Corporation, Government National Mortgage Association, and Student Loan Marketing Association. All federal agency securities shall be direct issuances of federal government agencies or instrumentalities;
3. Written repurchase agreements in the securities listed above provided that the market value of the securities subject to the repurchase agreement must exceed the principal value of the agreement by at least two percent and be marked to market daily, and that the term of the agreement must not exceed thirty days;
4. Bonds and other obligations of the State of Ohio;
5. No-load money market mutual funds consisting exclusively of obligations described in items (1) and (2) above and repurchase agreements secured by such obligations, provided that investments in securities described in this division are made only through eligible institutions;
6. The State Treasurer's investment pool (STAROhio);
7. Certain banker's acceptance and commercial paper notes for a period not to exceed one hundred eighty days from the purchase date in an amount not to exceed twenty-five percent of the interim monies available for investment at any one time; and,
8. Under limited circumstances, corporate debt interests rated in either of the two highest classifications by at least two nationally recognized rating agencies.

Protection of the District's deposits is provided by the Federal Deposit Insurance Corporation (FDIC), by eligible securities pledged by the financial institution as security for repayment, by surety company bonds deposited with the Treasurer by the financial institution or by a single collateral pool established by the financial institution to secure the repayment of all public monies deposited with the institution.

Investments in stripped principal or interest obligations reverse repurchase agreements and derivatives are prohibited. The issuance of taxable notes for the purpose of arbitrage, the use of leverage and short selling are also prohibited. An investment must mature within five years from the date of purchase unless matched to a specific obligation or debt of the District, and must be purchased with the expectation that it will be held to maturity. Investments may only be made through specified dealers and institutions. Payment for investments may be made only upon delivery of the securities representing the investments to the Treasurer or, if the securities are not represented by a certificate, upon receipt of confirmation of transfer from the custodian.

A. Cash on Hand

At fiscal year end, the District had \$20 in undeposited cash on hand which is included on the financial statements of the District as part of "equity in pooled cash and cash investments".

**NORTH FORK LOCAL SCHOOL DISTRICT
LICKING COUNTY, OHIO**

NOTES TO THE BASIC FINANCIAL STATEMENTS
FOR THE FISCAL YEAR ENDED JUNE 30, 2012

NOTE 4 - DEPOSITS AND INVESTMENTS - (Continued)

B. Deposits with Financial Institutions

At June 30, 2012, the carrying amount of all District deposits was \$899,819. Based on the criteria described in GASB Statement No. 40, "Deposits and Investment Risk Disclosures", as of June 30, 2012, \$423,580 of the District's bank balance of \$990,999 was exposed to custodial risk as discussed below, while \$567,419 was covered by the FDIC.

Custodial credit risk is the risk that, in the event of bank failure, the District's deposits may not be returned. All deposits are collateralized with eligible securities in amounts equal to at least 105% of the carrying value of the deposits. Such collateral, as permitted by the Ohio Revised Code, is held in single financial institution collateral pools at Federal Reserve Banks, or at member banks of the federal reserve system, in the name of the respective depository bank and pledged as a pool of collateral against all of the public deposits it holds or as specific collateral held at the Federal Reserve Bank in the name of the District. The District has no deposit policy for custodial credit risk beyond the requirements of State statute. Although the securities were held by the pledging institutions' trust department and all statutory requirements for the deposit of money had been followed, noncompliance with federal requirements could potentially subject the District to a successful claim by the FDIC.

C. Investments

As of June 30, 2012, the District had the following investments and maturities:

<u>Investment type</u>	<u>Fair Value</u>	<u>Investment Maturities</u>				
		<u>6 months or less</u>	<u>7 to 12 months</u>	<u>13 to 18 months</u>	<u>19 to 24 months</u>	<u>Greater than 24 months</u>
STAR Ohio	\$ 196,721	\$ 196,721	\$ -	\$ -	\$ -	\$ -
Negotiable CD's	635,801	-	-	533,131	-	102,670
U.S. Government money market	1,657,739	1,657,739	-	-	-	-
Totals	<u>\$ 2,490,261</u>	<u>\$ 1,854,460</u>	<u>\$ -</u>	<u>\$ 533,131</u>	<u>\$ -</u>	<u>\$ 102,670</u>

Interest Rate Risk: As a means of limiting its exposure to fair value losses arising from rising interest rates and according to State law, the District's investment policy limits investment portfolio maturities to five years or less.

Credit Risk: STAR Ohio and U.S. Government money market mutual funds carry a rating of AAAM by Standard & Poor's. Ohio law requires that STAR Ohio maintain the highest rating provided by at least one nationally recognized standard rating service. The District's investment policy does not specifically address credit risk beyond requiring the District to only invest in securities authorized by State statute.

**NORTH FORK LOCAL SCHOOL DISTRICT
LICKING COUNTY, OHIO**

NOTES TO THE BASIC FINANCIAL STATEMENTS
FOR THE FISCAL YEAR ENDED JUNE 30, 2012

NOTE 4 - DEPOSITS AND INVESTMENTS - (Continued)

Custodial Credit Risk: For an investment, custodial credit risk is the risk that, in the event of the failure of the counterparty, the District will not be able to recover the value of its investments or collateral securities that are in the possession of an outside party. The negotiable CD's are exposed to custodial credit risk in that they are uninsured, unregistered and held by the counterparty's trust department or agent, but not in the District's name. The District has no investment policy dealing with investment custodial risk beyond the requirement in State statute that prohibits payment for investments prior to the delivery of the securities representing such investments to the Treasurer or qualified trustee.

Concentration of Credit Risk: The District places no limit on the amount that may be invested in any one issuer. The following table includes the percentage of each investment type held by the District at June 30, 2012:

<u>Investment type</u>	<u>Fair Value</u>	<u>% of Total</u>
STAR Ohio	\$ 196,721	7.90
Negotiable CD's	635,801	25.53
U.S. Government money market	<u>1,657,739</u>	<u>66.57</u>
Total	<u>\$ 2,490,261</u>	<u>100.00</u>

D. Reconciliation of Cash and Investments to the Statement of Net Assets

The following is a reconciliation of cash and investments as reported in the note above to cash and investments as reported on the statement of net assets as of June 30, 2012:

<u>Cash and investments per note</u>	
Carrying amount of deposits	\$ 899,819
Investments	2,490,261
Cash on hand	<u>20</u>
Total	<u>\$ 3,390,100</u>
 <u>Cash and investments per statement of net assets</u>	
Governmental activities	\$ 3,321,530
Private-purpose trust fund	10,476
Agency fund	<u>58,094</u>
Total	<u>\$ 3,390,100</u>

**NORTH FORK LOCAL SCHOOL DISTRICT
LICKING COUNTY, OHIO**

NOTES TO THE BASIC FINANCIAL STATEMENTS
FOR THE FISCAL YEAR ENDED JUNE 30, 2012

NOTE 5 - INTERFUND TRANSACTIONS

- A.** Amounts due to and from other funds at June 30, 2012 as reported on the fund financial statements, consist of the following:

<u>Due to</u>	<u>Due from</u>	<u>Amount</u>
General	Nonmajor governmental funds	<u>\$ 22,338</u>

The primary purpose of the amounts due to and due from other funds is to cover negative cash balances in specific funds where revenues were not received by June 30. These interfund balances will be repaid once the anticipated revenues are received.

Amounts due to and from other funds between governmental funds are eliminated on the government-wide financial statements.

- B.** Interfund loans receivable/payable consisted of the following at June 30, 2012, as reported on the fund statement:

<u>Receivable fund</u>	<u>Payable fund</u>	<u>Amount</u>
General fund	Nonmajor governmental funds	<u>\$ 81,115</u>

The primary purpose of the interfund balances is to cover costs in specific funds where revenues were not received by June 30. These interfund balances will be repaid once the anticipated revenues are received.

Interfund balances between governmental funds are eliminated on the government-wide financial statements; therefore, no internal balances at June 30, 2012 are reported on the statement of net assets.

- C.** Interfund transfers for the year ended June 30, 2012, consisted of the following, as reported on the fund statements:

<u>Transfers to nonmajor governmental funds from:</u>	<u>Amount</u>
General fund	<u>\$ 242,577</u>

Transfers are used to move revenues from the fund that statute or budget required to collect them to the fund that statute or budget requires to expend them and to use unrestricted revenues collected in the general fund to finance various programs accounted for in other funds in accordance with budgetary authorizations.

All transfers were in compliance with Ohio Revised Code Sections 5705.14, 5705.15 and 5705.16.

Interfund transfers between governmental funds are eliminated for reporting in the statement of activities.

**NORTH FORK LOCAL SCHOOL DISTRICT
LICKING COUNTY, OHIO**

NOTES TO THE BASIC FINANCIAL STATEMENTS
FOR THE FISCAL YEAR ENDED JUNE 30, 2012

NOTE 5 - INTERFUND TRANSACTIONS – (Continued)

- D. Loans between governmental funds and the agency fund are reported as “loans receivable/payable” on the financial statements. The District had the following loan outstanding at fiscal year end:

<u>Loan from</u>	<u>Loan to</u>	<u>Amount</u>
General fund	Agency fund	<u>\$ 205</u>

This loan is expected to be repaid in the subsequent year as resources become available in the agency fund.

NOTE 6-PROPERTY TAXES

Property taxes are levied and assessed on a calendar year basis while the District fiscal year runs from July through June. First half tax collections are received by the District in the second half of the fiscal year. Second half tax distributions occur in the first half of the following fiscal year.

Property taxes include amounts levied against all real property and public utility property. Real property tax revenues received in calendar year 2012 represent the collection of calendar year 2011 taxes. Real property taxes received in calendar year 2012 were levied after April 1, 2011, on the assessed values as of January 1, 2011, the lien date. Assessed values for real property taxes are established by State statute at 35 percent of appraised market value. Real property taxes are payable annually or semiannually. If paid annually, payment is due December 31; if paid semiannually, the first payment is due December 31, with the remainder payable by June 20. Under certain circumstances, State statute permits alternate payment dates to be established. Public utility property tax revenues received in calendar year 2012 represent the collection of calendar year 2011 taxes. Public utility real and personal property taxes received in calendar year 2012 became a lien on December 31, 2010, were levied after April 1, 2011, and are collected with real property taxes. Public utility real property is assessed at 35 percent of true value; public utility tangible personal property is currently assessed at varying percentages of true value.

The District receives property taxes from Licking and Knox Counties. The County Auditors periodically advance to the District its portion of the taxes collected. Second-half real property tax payments collected by the Counties by June 30, 2012, are available to finance fiscal year 2012 operations. The amount available as an advance at June 30, 2012 was \$175,956 in the general fund, \$30,030 in the bond retirement fund, \$4,314 in the permanent improvement fund (a nonmajor governmental fund) and \$3,470 in the classroom facilities maintenance fund (a nonmajor governmental fund). This amount is recorded as revenue. The amount available for advance at June 30, 2011 was \$75,115 in the general fund, \$16,745 in the bond retirement fund, \$1,876 in the permanent improvement fund (a nonmajor governmental fund) and \$1,576 in the classroom facilities maintenance fund (a nonmajor governmental fund). The amount of second-half real property taxes available for advance at fiscal year-end can vary based on the date the tax bills are sent.

Accrued property taxes receivable includes real property, public utility property and delinquent tangible personal property taxes which are measurable as of June 30, 2012 and for which there is an enforceable legal claim. Although total property tax collections for the next fiscal year are measurable, only the amount of real property taxes available as an advance at June 30 was levied to finance current fiscal year operations and is reported as revenue at fiscal year end. The portion of the receivable not levied to finance current fiscal year operations is offset by a credit to unearned revenue.

**NORTH FORK LOCAL SCHOOL DISTRICT
LICKING COUNTY, OHIO**

NOTES TO THE BASIC FINANCIAL STATEMENTS
FOR THE FISCAL YEAR ENDED JUNE 30, 2012

NOTE 6-PROPERTY TAXES - (Continued)

On the accrual basis of accounting, collectible delinquent property taxes have been recorded as a receivable and revenue, while on a modified accrual basis of accounting the revenue has been deferred.

The assessed values upon which the fiscal year 2012 taxes were collected are:

	2011 Second Half Collections		2012 First Half Collections	
	<u>Amount</u>	<u>Percent</u>	<u>Amount</u>	<u>Percent</u>
Agricultural/residential and other real estate	\$ 198,868,090	93.01	\$ 210,315,920	92.90
Public utility personal	<u>14,936,230</u>	<u>6.99</u>	<u>16,077,000</u>	<u>7.10</u>
Total	<u>\$ 213,804,320</u>	<u>100.00</u>	<u>\$ 226,392,920</u>	<u>100.00</u>
Tax rate per \$1,000 of assessed valuation	\$32.80		\$33.40	

NOTE 7- RECEIVABLES

Receivables at June 30, 2012 consisted of taxes, accounts (billings for user charged services and student fees), accrued interest and intergovernmental grants and entitlements. All receivables are considered collectible in full due to the ability to foreclose for the nonpayment of taxes, the stable condition of State programs and the current year guarantee of federal funds. A summary of the principal items of receivables reported on the statement of net assets follows:

Governmental activities:

Taxes	\$ 5,971,622
Accounts	6,141
Intergovernmental	314,635
Accrued interest	<u>6,222</u>
Total	<u>\$ 6,298,620</u>

Receivables have been disaggregated on the face of the basic financial statements. All receivables are expected to be collected within the subsequent year.

NOTE 8 - INCOME TAXES

The District levies a voted income tax of one percent on the income of residents and on estates for general operations of the District. The income tax became effective on January 1, 2008 and was effective for a period of three years, until December 31, 2010. The income tax was renewed January 1, 2011 and is in effect until December 31, 2013. Employers of residents are required to withhold income tax on employee compensation and then remit that income tax to the State, and taxpayers are required to file an annual return. The State makes quarterly distributions to the District after withholding amounts for administrative fees and estimated refunds. Income tax revenue is credited to the general fund and amounted to \$1,869,163 for fiscal year 2012. Taxes receivable reported in the basic financial statements includes \$732,917 of income tax receivable.

**NORTH FORK LOCAL SCHOOL DISTRICT
LICKING COUNTY, OHIO**

NOTES TO THE BASIC FINANCIAL STATEMENTS
FOR THE FISCAL YEAR ENDED JUNE 30, 2012

NOTE 9 - CAPITAL ASSETS

Capital asset activity for the fiscal year ended June 30, 2012, was as follows:

	<u>Balance</u> <u>06/30/11</u>	<u>Additions</u>	<u>Deductions</u>	<u>Balance</u> <u>06/30/12</u>
Governmental activities:				
<i>Capital assets, not being depreciated:</i>				
Land	\$ 351,574	\$ -	\$ -	\$ 351,574
Construction in progress	879,567	374,433	(1,254,000)	-
Total capital assets, not being depreciated	<u>1,231,141</u>	<u>374,433</u>	<u>(1,254,000)</u>	<u>351,574</u>
<i>Capital assets, being depreciated:</i>				
Land improvements	548,251	-	-	548,251
Building and improvements	35,370,571	1,254,000	-	36,624,571
Furniture and equipment	3,666,472	83,234	-	3,749,706
Vehicles	1,726,809	147,758	-	1,874,567
Total capital assets, being depreciated	<u>41,312,103</u>	<u>1,484,992</u>	<u>-</u>	<u>42,797,095</u>
<i>Less: accumulated depreciation</i>				
Land improvements	(305,904)	(31,599)	-	(337,503)
Building and improvements	(4,720,330)	(697,608)	-	(5,417,938)
Furniture and equipment	(2,872,538)	(108,834)	-	(2,981,372)
Vehicles	(1,243,734)	(111,014)	-	(1,354,748)
Total accumulated depreciation	<u>(9,142,506)</u>	<u>(949,055)</u>	<u>-</u>	<u>(10,091,561)</u>
Governmental activities capital assets, net	<u>\$ 33,400,738</u>	<u>\$ 910,370</u>	<u>\$ (1,254,000)</u>	<u>\$ 33,057,108</u>

Depreciation expense was charged to governmental functions as follows:

<u>Instruction:</u>	
Regular	\$ 528,473
Special	7,559
Vocational	34,518
Other	4,715
<u>Support services:</u>	
Pupil	7,120
Instructional staff	12,911
Administration	20,631
Fiscal	231
Operations and maintenance	30,484
Pupil transportation	119,544
<u>Operation of non-instructional services:</u>	
Food service operations	110,639
Extracurricular activities	<u>72,230</u>
Total depreciation expense	<u>\$ 949,055</u>

**NORTH FORK LOCAL SCHOOL DISTRICT
LICKING COUNTY, OHIO**

NOTES TO THE BASIC FINANCIAL STATEMENTS
FOR THE FISCAL YEAR ENDED JUNE 30, 2012

NOTE 10 - LONG-TERM OBLIGATIONS

- A. During the fiscal year 2012, the following changes occurred in governmental activities long-term obligations:

	<u>Balance</u> <u>06/30/11</u>	<u>Increase</u>	<u>Decrease</u>	<u>Balance</u> <u>06/30/12</u>	<u>Amount</u> <u>Due in</u> <u>One Year</u>
<u>General obligation bonds:</u>					
2001 Series Issue:					
Current interest bonds	\$ 3,255,000	\$ -	\$ (385,000)	\$ 2,870,000	\$ 400,000
2007 Series Issue:					
Current interest bonds	4,760,000	-	(75,000)	4,685,000	75,000
Capital appreciation bonds	210,000	-	-	210,000	-
Accreted interest	139,208	56,632	-	195,840	-
2010 Energy conservation bonds	<u>1,280,000</u>	<u>-</u>	<u>-</u>	<u>1,280,000</u>	<u>-</u>
Total general obligation bonds	<u>9,644,208</u>	<u>56,632</u>	<u>(460,000)</u>	<u>9,240,840</u>	<u>475,000</u>
Compensated absences	<u>1,219,883</u>	<u>215,223</u>	<u>(214,261)</u>	<u>1,220,845</u>	<u>275,534</u>
Total governmental activities long-term liabilities	<u>\$ 10,864,091</u>	<u>\$ 271,855</u>	<u>\$ (674,261)</u>	10,461,685	<u>\$ 750,534</u>
Add: unamortized premium				498,852	
Less: deferred charge on refunding				<u>(384,218)</u>	
Total on statement of net assets				<u>\$ 10,576,319</u>	

Compensated absences will be paid from the fund from which the employee is paid. The fund which primarily records this activity is the general fund.

- B. General Obligation Bonds - On May 1, 2001, the North Fork Local School District issued \$11,400,000 in School Improvement General Obligation Bonds with an interest rate varying from 3.50% to 5.75%. The bonds were issued for the purpose of constructing additions to existing school buildings and structures. This money was used in conjunction with a classroom facility grant established by the State of Ohio and managed by the Ohio School Facilities Commission. These bonds will be paid from the bond retirement fund.

**NORTH FORK LOCAL SCHOOL DISTRICT
LICKING COUNTY, OHIO**

NOTES TO THE BASIC FINANCIAL STATEMENTS
FOR THE FISCAL YEAR ENDED JUNE 30, 2012

NOTE 10 - LONG-TERM OBLIGATIONS - (Continued)

Principal and interest requirements to retire the Series 2001 current interest bonds outstanding at June 30, 2012, are as follows:

Fiscal Year Ending June 30,	Current Interest Bonds		
	Principal	Interest	Total
2013	\$ 400,000	\$ 151,525	\$ 551,525
2014	-	142,025	142,025
2015	440,000	129,375	569,375
2016	465,000	103,356	568,356
2017	495,000	75,756	570,756
2018 - 2019	<u>1,070,000</u>	<u>62,388</u>	<u>1,132,388</u>
Total	<u>\$ 2,870,000</u>	<u>\$ 664,425</u>	<u>\$ 3,534,425</u>

- C. On January 14, 2008, the District issued general obligation bonds (Series 2007 School Facilities Improvement Refunding Bonds) to advance refund \$5,245,000 of the Series 2001 current interest general obligation bonds. The issuance proceeds were used to purchase securities which were placed in an irrevocable trust to provide resources for all future debt service payments on the refunded debt. This refunded debt is considered defeased (in-substance) and accordingly, has been removed from the statement of net assets.

The refunding issue is comprised of both current interest bonds, par value \$5,035,000, and capital appreciation bonds, par value \$210,000. The interest rates on the current interest bonds range from 3.25% to 4.00%. The capital appreciation bonds mature on December 1, 2019 and December 1, 2020, (stated interest 15.322 - 15.864%) at a redemption price equal to 100% of the principal, plus accrued interest to the redemption date. The accreted value at maturity for the capital appreciation bonds is \$1,345,000. Total accreted interest of \$195,840 has been included in the statement of net assets. Interest payments of the current interest bonds are due on June 1 and December 1 of each year and are paid from the bond retirement fund. The final maturity date stated on the issue is December 1, 2025.

The following is a schedule of activity for fiscal year 2012 on the Series 2007 refunding bonds:

	Balance <u>06/30/11</u>	<u>Additions</u>	<u>Reductions</u>	Balance <u>06/30/12</u>
Current interest bonds	\$ 4,760,000	\$ -	\$ (75,000)	\$ 4,685,000
Capital appreciation bonds	210,000	-	-	210,000
Accreted interest	<u>139,208</u>	<u>56,632</u>	<u>-</u>	<u>195,840</u>
Total refunding bonds	<u>\$ 5,109,208</u>	<u>\$ 56,632</u>	<u>\$ (75,000)</u>	<u>\$ 5,090,840</u>

The reacquisition price exceeded the net carrying amount of the old debt by \$513,086. This amount is being netted against the new debt and amortized over the remaining life of the refunded debt, which is equal to the life of the new debt issued.

**NORTH FORK LOCAL SCHOOL DISTRICT
LICKING COUNTY, OHIO**

NOTES TO THE BASIC FINANCIAL STATEMENTS
FOR THE FISCAL YEAR ENDED JUNE 30, 2012

NOTE 10- LONG-TERM OBLIGATIONS - (Continued)

The following is a summary of the future debt service requirements to maturity for the Series 2007 refunding bonds:

Fiscal Year Ending June 30.	Current Interest Bonds			Capital Appreciation Bonds		
	Principal	Interest	Total	Principal	Interest	Total
2013	\$ 75,000	\$ 175,838	\$ 250,838	\$ -	\$ -	\$ -
2014	500,000	166,494	666,494	-	-	-
2015	75,000	157,103	232,103	-	-	-
2016	100,000	154,150	254,150	-	-	-
2017	100,000	150,712	250,712	-	-	-
2018 - 2022	875,000	704,156	1,579,156	210,000	1,135,000	1,345,000
2023 - 2026	<u>2,960,000</u>	<u>241,525</u>	<u>3,201,525</u>	-	-	-
Total	<u>\$ 4,685,000</u>	<u>\$ 1,749,978</u>	<u>\$ 6,434,978</u>	<u>\$ 210,000</u>	<u>\$ 1,135,000</u>	<u>\$ 1,345,000</u>

D. Energy Conservation Bonds - Series 2010

In November 2010, the District issued \$1,280,000 in energy conservation bonds (federally taxable qualified school construction bonds). At June 30, 2012, \$26,000 of proceeds from this bond issue have not been spent. The proceeds of these bonds were used for building improvements intended to increase the energy efficiency of the District's buildings. These bonds bear an annual interest rate of 5.40%, mature on June 1, 2025 and will be paid from the bond retirement fund. The District is required to make mandatory sinking fund deposits (consisting of cash and/or U.S. Treasury obligations) on December 1, in the following years and in the following amounts (in each case equal to the value of any cash deposits, plus the stated principal value at maturity of any U.S. Treasury obligations plus any interest to be paid thereon through and including the maturity date):

December 1 of year	Amounts Due
2012	\$ 85,333
2013	85,333
2014	85,333
2015	85,333
2016	85,333
2017	85,334
2018	85,333
2019	85,334
2020	85,333
2021	85,334
2022	85,333
2023	85,334
2024	85,333
2025	<u>85,334</u>
	<u>\$ 1,194,667</u>

**NORTH FORK LOCAL SCHOOL DISTRICT
LICKING COUNTY, OHIO**

NOTES TO THE BASIC FINANCIAL STATEMENTS
FOR THE FISCAL YEAR ENDED JUNE 30, 2012

NOTE 10- LONG-TERM OBLIGATIONS - (Continued)

The District receives a reimbursement from the United States Treasury equal to 100% of the lesser of the interest payments on the energy conservation bonds or the federal tax credits that would have otherwise been available to the holders of the energy conservation bonds. Although it is the intention of the District to record this reimbursement as federal intergovernmental revenue in the debt service fund, to pay debt service on the bonds, the District is not required to do so under Federal or State law.

The following is a summary of future debt service requirements to maturity for the energy conservation bonds outstanding at June 30, 2012:

Fiscal Year Ending June 30,	Energy Conservation Bonds		
	Principal	Interest	Total
2013	\$ -	\$ 69,120	\$ 69,120
2014	-	69,120	69,120
2015	-	69,120	69,120
2016	-	69,120	69,120
2017	-	69,120	69,120
2018 -2022	-	345,600	345,600
2023 - 2025	<u>1,280,000</u>	<u>207,360</u>	<u>1,487,360</u>
Total	<u>\$ 1,280,000</u>	<u>\$ 898,560</u>	<u>\$ 2,178,560</u>

E. Legal Debt Margin

The Ohio Revised Code provides that voted net general obligation debt of the District shall never exceed 9% of the total assessed valuation of the District. The code further provides that unvoted indebtedness shall not exceed 1/10 of 1% of the property valuation of the District. The code additionally states that unvoted indebtedness related to energy conservation debt shall not exceed 9/10 of 1% of the property valuation of the District. The assessed valuation used in determining the District's legal debt margin has been modified by House Bill 530 which became effective March 30, 2006. In accordance with House Bill 530, the assessed valuation used in the District's legal debt margin calculation excluded tangible personal property used in business, telephone or telegraph property, interexchange telecommunications company property, and personal property owned or leased by a railroad company and used in railroad operations. The effects of these debt limitations at June 30, 2012, are a voted debt margin of \$11,713,184 (including available funds of \$382,821) and an unvoted debt margin of \$226,393.

**NORTH FORK LOCAL SCHOOL DISTRICT
LICKING COUNTY, OHIO**

NOTES TO THE BASIC FINANCIAL STATEMENTS
FOR THE FISCAL YEAR ENDED JUNE 30, 2012

NOTE 11-OTHER EMPLOYEE BENEFITS

A. Compensated Absences

The criteria for determining vacation and sick leave components are derived from negotiated agreements and State laws. Classified employees earn ten to twenty days of vacation per fiscal year, depending upon length of service. Accumulated, unused vacation time is paid to classified employees and administrators upon termination of employment. Teachers do not earn vacation time. Teachers, administrators, and classified employees earn sick leave at the rate of one and one-fourth days per month. Upon retirement, payment is made for one-fourth of accrued, but unused sick leave to a maximum of 30 days for certified and classified employees, plus one-fourth of accrued personal leave. In addition, employees with 20 years or more service with the District receive payment for all days in excess of 120 days.

B. Insurance Benefits

The District provides life insurance and accidental death and dismemberment insurance to most employees through UNUM Life Insurance Company. Premiums are paid from the same fund that pays the employees salaries.

NOTE 12 - RISK MANAGEMENT

A. Property and Liability

The District is exposed to various risks of loss related to torts; theft of, damage to, and destruction of assets; errors and omissions, injuries to employees and natural disasters. During fiscal year 2012, the District purchased insurance through the Governmental Underwriter of America (the "GUA"), (an insurance purchasing pool) for property and fleet insurance, liability insurance, and inland marine coverage. Coverages provided by GUA are as follows:

Total policy coverage - includes the following:		
Building and Contents (\$1,000 deductible)		\$50,001,412
Uninsured/underinsured motorist		1,000,000
Medical payments	5,000/25,000 aggregate	10,000
Public Employee Dishonesty		150,000
General school district liability		
Per occurrence		1,000,000
Aggregate		3,000,000

Settled claims have not exceeded this commercial coverage in any of the past three years. There has not been a significant reduction in insurance coverage from the prior year.

**NORTH FORK LOCAL SCHOOL DISTRICT
LICKING COUNTY, OHIO**

NOTES TO THE BASIC FINANCIAL STATEMENTS
FOR THE FISCAL YEAR ENDED JUNE 30, 2012

NOTE 12 - RISK MANAGEMENT - (Continued)

B. Employee Health Benefits

The District provides health and prescription insurance through United Health Care and dental insurance through CoreSource/Oasis Trust for all eligible employees. Rates are set through an annual calculation process. The District pays a monthly contribution which is placed in a common fund from which claim payments are made for all participating districts. For fiscal year 2012, the District cost for paid premium for medical and dental was \$505.00 and \$45.00 for family coverage and \$394.46 and \$34.36 for single coverage, per month, respectively.

C. Workers' Compensation

The District pays the State Workers' Compensation System a premium for employee injury coverage. The premium is calculated by multiplying the monthly total gross payroll by a factor that the State calculates. The District utilizes SheakleyUniService, Inc. to process claims and Hunter Consulting as a third party administrator.

For fiscal year 2012, the District did not participate in the Ohio School Boards Association Workers' Compensation Group Rating Plan as it had in fiscal year 2011.

NOTE 13 - PENSION PLANS

A. School Employees Retirement System

Plan Description - The District contributes to the School Employees Retirement System (SERS), a cost-sharing, multiple-employer defined benefit pension plan. SERS provides retirement, disability, survivor benefits, annual cost-of-living adjustments, and death benefits to plan members and beneficiaries. Authority to establish and amend benefits is provided by Chapter 3309 of the Ohio Revised Code. SERS issues a publicly available, stand-alone financial report that includes financial statements and required supplementary information. That report may be obtained by writing to the School Employees Retirement System, 300 East Broad Street, Suite 100, Columbus, Ohio 43215-3746. It is also posted on the SERS' Ohio website, www.ohsers.org, under "Employers/Audit Resources".

Funding Policy - Plan members are required to contribute 10 percent of their annual covered salary and the District is required to contribute at an actuarially determined rate. The current District rate is 14 percent of annual covered payroll. A portion of the District's contribution is used to fund pension obligations with the remainder being used to fund health care benefits. For fiscal year 2012, 12.65 percent and 0.05 percent of annual covered salary was the portion used to fund pension obligations and death benefits, respectively. The contribution requirements of plan members and employers are established and may be amended by the SERS' Retirement Board up to a statutory maximum amount of 10 percent for plan members and 14 percent for employers. Chapter 3309 of the Ohio Revised Code provides statutory authority for member and employer contributions. The District's required contributions for pension obligations and death benefits to SERS for the fiscal years ended June 30, 2012, 2011 and 2010 were \$285,207, \$290,997 and \$356,861, respectively; 85.58 percent has been contributed for fiscal year 2012 and 100 percent for fiscal years 2011 and 2010.

**NORTH FORK LOCAL SCHOOL DISTRICT
LICKING COUNTY, OHIO**

NOTES TO THE BASIC FINANCIAL STATEMENTS
FOR THE FISCAL YEAR ENDED JUNE 30, 2012

NOTE 13 - PENSION PLANS - (Continued)

B. State Teachers Retirement System of Ohio

Plan Description - The District participates in the State Teachers Retirement System of Ohio (STRS Ohio), a cost-sharing, multiple-employer public employee retirement plan. STRS Ohio provides retirement and disability benefits to members and death and survivor benefits to beneficiaries. STRS Ohio issues a stand-alone financial report that may be obtained by writing to STRS Ohio, 275 E. Broad St., Columbus, OH 43215-3771, by calling (888) 227-7877, or by visiting the STRS Ohio website at www.strsoh.org, under "Publications".

New members have a choice of three retirement plans, a Defined Benefit (DB) Plan, a Defined Contribution (DC) Plan and a Combined Plan. The DB plan offers an annual retirement allowance based on final average salary times a percentage that varies based on years of service, or an allowance based on a member's lifetime contributions and earned interest matched by STRS Ohio funds divided by an actuarially determined annuity factor. The DC Plan allows members to place all their member contributions and employer contributions equal to 10.5 percent of earned compensation into an investment account. Investment decisions are made by the member. A member is eligible to receive a retirement benefit at age 50 and termination of employment. The member may elect to receive a lifetime monthly annuity or a lump sum withdrawal. The Combined Plan offers features of both the DC Plan and the DB Plan. In the Combined Plan, member contributions are invested by the member, and employer contributions are used to fund the defined benefit payment at a reduced level from the regular DB Plan. The DB portion of the Combined Plan payment is payable to a member on or after age 60; the DC portion of the account may be taken as a lump sum or converted to a lifetime monthly annuity at age 50. Benefits are established by Chapter 3307 of the Ohio Revised Code.

A DB or Combined Plan member with five or more years credited service who becomes disabled may qualify for a disability benefit. Eligible spouses and dependents of these active members who die before retirement may qualify for survivor benefits. Members in the DC Plan who become disabled are entitled only to their account balance. If a member of the DC Plan dies before retirement benefits begin, the member's designated beneficiary is entitled to receive the member's account balance.

Funding Policy - For fiscal year 2012, plan members were required to contribute 10 percent of their annual covered salaries. The District was required to contribute 14 percent; 13 percent was the portion used to fund pension obligations. Contribution rates are established by the State Teachers Retirement Board, upon recommendations of its consulting actuary, not to exceed statutory maximum rates of 10 percent for members and 14 percent for employers. Chapter 3307 of the Ohio Revised Code provides statutory authority for member and employer contributions.

The District's required contributions for pension obligations to STRS Ohio for the fiscal years ended June 30, 2012, 2011 and 2010 were \$866,319, \$886,986 and \$918,224, respectively; 84.23 percent has been contributed for fiscal year 2012 and 100 percent for fiscal years 2011 and 2010. Contributions to the DC and Combined Plans for fiscal year 2012 were \$24,974 made by the District and \$17,839 made by the plan members.

C. Social Security System

Effective July 1, 1991, all employees not otherwise covered by the SERS/STRS Ohio have an option to choose Social Security or the SERS/STRS Ohio. As of June 30, 2012, certain members of the Board of Education have elected Social Security. The District's liability is 6.2 percent of wages paid.

**NORTH FORK LOCAL SCHOOL DISTRICT
LICKING COUNTY, OHIO**

NOTES TO THE BASIC FINANCIAL STATEMENTS
FOR THE FISCAL YEAR ENDED JUNE 30, 2012

NOTE 14 - POSTEMPLOYMENT BENEFITS

A. School Employees Retirement System

Plan Description - The District participates in two cost-sharing, multiple employer postemployment benefit plans administered by the School Employees Retirement System (SERS) for non-certificated retirees and their beneficiaries, a Health Care Plan and a Medicare Part B Plan. The Health Care Plan includes hospitalization and physicians' fees through several types of plans including HMO's, PPO's, Medicare Advantage, and traditional indemnity plans. A prescription drug program is also available to those who elect health coverage. SERS employs two third-party administrators and a pharmacy benefit manager to manage the self-insurance and prescription drug plans, respectively. The Medicare Part B Plan reimburses Medicare Part B premiums paid by eligible retirees and beneficiaries as set forth in Section 3309.69 of the Ohio Revised Code. Qualified benefit recipients who pay Medicare Part B premiums may apply for and receive a monthly reimbursement from SERS. The reimbursement amount is limited by statute to the lesser of the January 1, 1999 Medicare Part B premium or the current premium. The Medicare Part B premium for calendar year 2011 (latest information available) was \$96.40 for most participants, but could be as high as \$369.10 per month depending on their income and the SERS' reimbursement to retirees was \$45.50. Benefit provisions and the obligations to contribute are established by the System based on authority granted by State statute. The financial reports of both Plans are included in the SERS Comprehensive Annual Financial Report which is available by contacting SERS at 300 East Broad St., Suite 100, Columbus, Ohio 43215-3746. It is also posted on the SERS' Ohio website, www.ohsers.org, under "*Employers/Audit Resources*".

Funding Policy - State statute permits SERS to fund the health care benefits through employer contributions. Each year, after the allocation for statutorily required benefits, the Retirement Board allocates the remainder of the employer contribution of 14 percent of covered payroll to the Health Care Fund. The Health Care Fund was established and is administered in accordance with Internal Revenue Code Section 105(e). For 2012, 0.55 percent of covered payroll was allocated to health care. An additional health care surcharge on employers is collected for employees earning less than an actuarially determined minimum compensation amount, pro-rated according to service credit earned. Statutes provide that no employer shall pay a health care surcharge greater than 2.0 percent of that employer's SERS-covered payroll; nor may SERS collect in aggregate more than 1.5 percent of the statewide SERS-covered payroll for the health care surcharge. For fiscal year 2012, the actuarially determined amount was \$35,800.

Active members do not contribute to the postemployment benefit plans. The Retirement Board establishes the rules for the premiums paid by the retirees for health care coverage for themselves and their dependents or for their surviving beneficiaries. Premiums vary depending on the plan selected, qualified years of service, Medicare eligibility and retirement status.

The District's contributions for health care (including surcharge) for the fiscal years ended June 30, 2012, 2011 and 2010 were \$46,734, \$76,447 and \$51,817, respectively; 85.58 percent has been contributed for fiscal year 2012 and 100 percent for fiscal years 2011 and 2010.

The Retirement Board, acting with advice of the actuary, allocates a portion of the employer contribution to the Medicare B Fund. For fiscal year 2012, this actuarially required allocation was 0.75 percent of covered payroll. The District's contributions for Medicare Part B for the fiscal years ended June 30, 2012, 2011, and 2010 were \$16,843, \$18,726 and \$21,222, respectively; 85.58 percent has been contributed for fiscal year 2012 and 100 percent for fiscal years 2011 and 2010.

**NORTH FORK LOCAL SCHOOL DISTRICT
LICKING COUNTY, OHIO**

NOTES TO THE BASIC FINANCIAL STATEMENTS
FOR THE FISCAL YEAR ENDED JUNE 30, 2012

NOTE 14 - POSTEMPLOYMENT BENEFITS - (Continued)

B. State Teachers Retirement System of Ohio

Plan Description - The District contributes to the cost sharing, multiple employer defined benefit Health Plan (the "Plan") administered by the State Teachers Retirement System of Ohio (STRS Ohio) for eligible retirees who participated in the defined benefit or combined pension plans offered by STRS Ohio. Benefits include hospitalization, physicians' fees, prescription drugs and reimbursement of monthly Medicare Part B premiums. The Plan is included in the report of STRS Ohio which may be obtained by visiting www.strsoh.org, under "Publications" or by calling (888) 227-7877.

Funding Policy - Ohio law authorizes STRS Ohio to offer the Plan and gives the Retirement Board authority over how much, if any, of the health care costs will be absorbed by STRS Ohio. Active employee members do not contribute to the Plan. All benefit recipients pay a monthly premium. Under Ohio law, funding for post-employment health care may be deducted from employer contributions. For 2012, STRS Ohio allocated employer contributions equal to 1 percent of covered payroll to the Health Care Stabilization Fund. The District's contributions for health care for the fiscal years ended June 30, 2012, 2011 and 2010 were \$66,640, \$68,230 and \$70,633, respectively; 84.23 percent has been contributed for fiscal year 2012 and 100 percent for fiscal years 2011 and 2010.

NOTE 15- BUDGETARY BASIS OF ACCOUNTING

While reporting financial position, results of operations, and changes in fund balance on the basis of generally accepted accounting principles (GAAP), the budgetary basis as provided by law is based upon accounting for certain transactions on a basis of cash receipts and disbursements.

The statement of revenue, expenditures and changes in fund balance - budget and actual (non-GAAP budgetary basis) presented for the general fund is presented on the budgetary basis to provide a meaningful comparison of actual results with the budget. The major differences between the budget basis and the GAAP basis are that:

- (a) Revenues and other financing sources are recorded when received in cash (budget basis) as opposed to when susceptible to accrual (GAAP basis);
- (b) Expenditures and other financing uses are recorded when paid in cash (budget basis) as opposed to when the liability is incurred (GAAP basis);
- (c) In order to determine compliance with Ohio law, and to reserve that portion of the applicable appropriation, total outstanding encumbrances (budget basis) are recorded as the equivalent of an expenditure, as opposed to assigned or committed fund balance for that portion of outstanding encumbrances not already recognized as an account payable (GAAP basis);
- (d) Advances-in and advances-out are operating transactions (budget basis) as opposed to balance sheet transactions (GAAP basis);
- (e) Investments are reported at fair value (GAAP basis) rather than cost (budget basis); and,
- (f) Some funds are included in the general fund (GAAP basis), but have separate legally adopted budgets (budget basis).

**NORTH FORK LOCAL SCHOOL DISTRICT
LICKING COUNTY, OHIO**

NOTES TO THE BASIC FINANCIAL STATEMENTS
FOR THE FISCAL YEAR ENDED JUNE 30, 2012

NOTE 15- BUDGETARY BASIS OF ACCOUNTING - (Continued)

The adjustments necessary to convert the results of operations for the year on the budget basis to the GAAP basis for the general fund is as follows:

Net Change in Fund Balance

	<u>General fund</u>
Budget basis	\$ 445,690
Net adjustment for revenue accruals	111,528
Net adjustment for expenditure accruals	17,786
Net adjustment for other sources/uses	(14,700)
Funds budgeted elsewhere *	(2,841)
Adjustment for encumbrances	62,824
GAAP basis	\$ 620,287

* Certain funds that are legally budgeted in separate special revenue funds are considered part of the general fund on a GAAP basis. This includes the uniform school supplies fund, the public school support fund, the Pepsi contract fund, and the underground storage tank fund.

NOTE 16 - CONTINGENCIES

A. Grants and ADM

The Auditor of State is currently performing a statewide review of supporting documentation for student attendance data reported to the Ohio Department of Education. The results of this review are still pending and will be reported separately to the Ohio Department of Education at a later date.

The District received financial assistance from federal and State agencies in the form of grants. The expenditure of funds received under these programs generally requires compliance with terms and conditions specified in the grant agreements and is subject to audit by the grantor agencies. Any disallowed claims resulting from such audits could become a liability of the general fund or other applicable funds. This also encompasses the Auditor of State's ongoing review of student attendance data; however, the effect of any such disallowed claims on the overall financial position of the District at June 30, 2012, if applicable, cannot be determined at this time.

B. Litigation

The District is involved in no material litigation as either plaintiff or defendant.

**NORTH FORK LOCAL SCHOOL DISTRICT
LICKING COUNTY, OHIO**

NOTES TO THE BASIC FINANCIAL STATEMENTS
FOR THE FISCAL YEAR ENDED JUNE 30, 2012

NOTE 17-SET-ASIDES

The District is required by State law to annually set-aside certain general fund revenue amounts, as defined by statutory formula, for the acquisition and construction of capital improvements. Amounts not spent by the end of the fiscal year or offset by similarly restricted resources received during the year must be held in cash at fiscal year-end. This amount must be carried forward to be used for the same purpose in future years. Expenditures exceeding the set-aside requirement may not be carried forward to the next fiscal year.

The following cash-basis information describes the change in the fiscal year-end set-aside amount for capital improvements. Disclosure of this information is required by State statute.

	<u>Capital Improvements</u>
Set-aside balance June 30, 2011	\$ -
Current year set-aside requirement	306,689
Current year qualifying expenditures	(818,574)
Current year offsets	<u>(191,849)</u>
Total	<u>\$ (703,734)</u>
Balance carried forward to fiscal year 2013	<u>\$ -</u>
Set-aside balance June 30, 2012	<u>\$ -</u>

A schedule of the restricted assets at June 30, 2012 follows:

Amount restricted for school bus purchases	<u>27,758</u>
Total restricted cash	<u>\$ 27,758</u>

NOTE 18 - OTHER COMMITMENTS

The District utilizes encumbrance accounting as part of its budgetary controls. Encumbrances outstanding at year end may be reported as part of restricted, committed, or assigned classifications of fund balance. At year end, the District's commitments for encumbrances in the governmental funds were as follows:

<u>Fund</u>	<u>Year-End Encumbrances</u>
General	\$ 40,673
Other governmental	<u>71,010</u>
Total	<u>\$ 111,683</u>

**NORTH FORK LOCAL SCHOOL DISTRICT
LICKING COUNTY, OHIO**

**NOTES TO THE BASIC FINANCIAL STATEMENTS
FOR THE FISCAL YEAR ENDED JUNE 30, 2012**

NOTE 19-MANAGEMENT PLAN

The District has suffered recurring operating losses and has an unrestricted net asset deficiency. The general fund improved during fiscal year 2012 from deficit fund balance of \$538,548 at June 30, 2011 to a fund balance of \$81,739 at June 30, 2012. During fiscal year 2010, the Ohio Department of Education (ODE) placed the District on fiscal caution. ODE approved a recovery plan for fiscal year 2012 that included the following cost reduction measures:

(1) Staff Reductions:

- 8 Teachers
- 13 Aides
- 4 Custodians
- 2 Bus Drivers
- 1 Activity Director

(2) Purchased Services Reductions

School Psychologist	\$73,000
Honeywell Instant Alert	\$12,155
Energy Projects (Utilities)	\$50,000
Spring St/Mill St Utilities	\$31,185

As of February 28, 2013, the District had a general fund cash balance of \$2,165,261. The District anticipates finishing fiscal year 2013 with a \$900,000 balance.

The District does not plan to put any additional funding issues on the ballot until it has successfully renewed its current 1% income tax which expires December 31, 2013. The District will place the income tax renewal on the May 7, 2013 ballot.

**NORTH FORK LOCAL SCHOOL DISTRICT
LICKING COUNTY**

**FEDERAL AWARDS RECEIPTS AND EXPENDITURES SCHEDULE
FOR THE YEAR ENDED JUNE 30, 2012**

FEDERAL GRANTOR <i>Pass Through Grantor</i> Program Title	Federal CFDA Number	Receipts	Disbursements
 U.S. DEPARTMENT OF AGRICULTURE			
<i>Passed Through Ohio Department of Education:</i>			
Cash Assistance			
Federal Breakfast Program	10.553	\$ 22,650	\$ 22,650
National School Lunch Program	10.555	203,640	203,640
Total Child Nutrition Cluster		226,290	226,290
Total U.S. Department of Agriculture		226,290	226,290
 U.S. DEPARTMENT OF EDUCATION			
<i>Passed Through Ohio Department of Education:</i>			
Title I Grants to Local Education Agencies	84.010	176,069	220,975
Special Education Grants to States (IDEA Part B)	84.027	258,019	278,140
Safe and Drug Free Schools and Communities	84.186	2,749	2,058
Ed Jobs	84.410	168,681	171,435
Title II-A Improving Teacher Quality	84.367	57,380	53,231
Title II-D Education Technology	84.318	2,833	2,132
ARRA - Race to the Top	84.395	-	2,262
ARRA - State Fiscal Stabilization Funds	84.394	-	57,203
Total U.S. Department of Education		665,731	787,436
 U.S. DEPARTMENT OF HEALTH AND HUMAN SERVICES			
<i>Passed Through Ohio Department of Education:</i>			
Maternal and Child Health Federal Consolidated Grant Program	93.110	8,813	9,008
Total U.S. Department of Health and Human Services		8,813	9,008
Total Federal Awards		\$ 900,834	\$ 1,022,734

The accompanying notes are an integral part of this schedule.

**NORTH FORK LOCAL SCHOOL DISTRICT
LICKING COUNTY**

**NOTES TO THE FEDERAL AWARDS RECEIPTS AND EXPENDITURES SCHEDULE
FISCAL YEAR ENDED JUNE 30, 2012**

NOTE A - SIGNIFICANT ACCOUNTING POLICIES

The accompanying Federal Awards Receipts and Expenditures Schedule (the Schedule) reports the North Fork Local School District's (the District's) federal award programs' receipts and disbursements. The schedule has been prepared on the cash basis of accounting.

NOTE B - CHILD NUTRITION CLUSTER

The District commingles cash receipts from the U.S. Department of Agriculture with similar State grants. When reporting expenditures on this Schedule, the District assumes it expends federal monies first.



Dave Yost • Auditor of State

INDEPENDENT ACCOUNTANTS' REPORT ON INTERNAL CONTROL OVER FINANCIAL REPORTING AND ON COMPLIANCE AND OTHER MATTERS REQUIRED BY *GOVERNMENT AUDITING STANDARDS*

North Fork Local School District
Licking County
312 Maple Avenue
Utica, Ohio 43080

To the Board of Education:

We have audited the financial statements of the governmental activities, each major fund, and the aggregate remaining fund information of North Fork Local School District, Licking County, Ohio, (the District) as of and for the year ended June 30, 2012, which collectively comprise the District's basic financial statements and have issued our report thereon dated March 14, 2013, wherein we noted the District experienced certain financial difficulties. We conducted our audit in accordance with auditing standards generally accepted in the United States of America and the standards applicable to financial audits contained in the Comptroller General of the United States' *Government Auditing Standards*.

Internal Control Over Financial Reporting

In planning and performing our audit, we considered the District's internal control over financial reporting as a basis for designing our audit procedures for the purpose of expressing our opinions on the financial statements, but not for the purpose of opining on the effectiveness of the District's internal control over financial reporting. Accordingly, we have not opined on the effectiveness of the District's internal control over financial reporting.

A *deficiency in internal control* exists when the design or operation of a control does not allow management or employees, when performing their assigned functions, to prevent, or detect and timely correct misstatements. A *material weakness* is a deficiency, or combination of internal control deficiencies resulting in more than a reasonable possibility that a material misstatement of the District's financial statements will not be prevented, or detected and timely corrected.

Our consideration of internal control over financial reporting was for the limited purpose described in the first paragraph of this section and was not designed to identify all deficiencies in internal control over financial reporting that might be deficiencies, significant deficiencies or material weaknesses. We did not identify any deficiencies in internal control over financial reporting that we consider material weaknesses, as defined above.

Compliance and Other Matters

As part of reasonably assuring whether the District's financial statements are free of material misstatement, we tested its compliance with certain provisions of laws, regulations, contracts, and grant agreements, noncompliance with which could directly and materially affect the determination of financial statement amounts. However, providing an opinion on compliance with those provisions was not an objective of our audit and accordingly, we do not express an opinion. The results of our tests disclosed no instances of noncompliance or other matters we must report under *Government Auditing Standards*.

We did note a certain matter not requiring inclusion in this report that we reported to the District's management in a separate letter dated March 14, 2013.

We intend this report solely for the information and use of management, Board of Education, and federal awarding agencies and pass-through entities, and others within the District. We intend it for no one other than these specified parties.

A handwritten signature in black ink that reads "Dave Yost". The signature is written in a cursive style with a large, looping "D" and "Y".

Dave Yost
Auditor of State

March 14, 2013



Dave Yost • Auditor of State

INDEPENDENT ACCOUNTANTS' REPORT ON COMPLIANCE WITH REQUIREMENTS APPLICABLE TO EACH MAJOR FEDERAL PROGRAM AND ON INTERNAL CONTROL OVER COMPLIANCE REQUIRED BY OMB CIRCULAR A-133

North Fork Local School District
Licking County
312 Maple Avenue
Utica, Ohio 43080

To the Board of Education:

Compliance

We have audited the compliance of North Fork Local School District, Licking County, Ohio, (the District) with the types of compliance requirements described in the U.S. Office of Management and Budget (OMB) *Circular A-133, Compliance Supplement* that could directly and materially affect each of District's major federal programs for the year ended June 30, 2012. The *summary of auditor's results* section of the accompanying schedule of findings identifies the District's major federal programs. The District's management is responsible for complying with the requirements of laws, regulations, contracts, and grants applicable to each major federal program. Our responsibility is to opine on the District's compliance based on our audit.

Our compliance audit followed auditing standards generally accepted in the United States of America; the standards applicable to financial audits included in the Comptroller General of the United States' *Government Auditing Standards*; and OMB Circular A-133, *Audits of States, Local Governments, and Non-Profit Organizations*. These standards and OMB Circular A-133 require that we plan and perform the audit to reasonably assure whether noncompliance occurred with the compliance requirements referred to above that could directly and materially affect a major federal program. An audit includes examining, on a test basis, evidence about the District's compliance with these requirements and performing other procedures we considered necessary in the circumstances. We believe our audit provides a reasonable basis for our opinion. Our audit does not provide a legal determination on the District's compliance with these requirements.

In our opinion, the North Fork Local School District complied, in all material respects, with the requirements referred to above that could directly and materially affect each of its major federal programs for the year ended June 30, 2012.

Internal Control Over Compliance

The District's management is responsible for establishing and maintaining effective internal control over compliance with the requirements of laws, regulations, contracts, and grants applicable to federal programs. In planning and performing our audit, we considered the Government's internal control over compliance with requirements that could directly and materially affect a major federal program, to determine our auditing procedures for the purpose of opining on compliance and to test and report on internal control over compliance in accordance with OMB Circular A-133, but not for the purpose of opining on the effectiveness of internal control over compliance. Accordingly, we have not opined on the effectiveness of the District's internal control over compliance.

A deficiency in internal control over compliance exists when the design or operation of a control over compliance does not allow management or employees, when performing their assigned functions, to prevent, or to timely detect and correct, noncompliance with a federal program compliance requirement. A *material weakness in internal control over compliance* is a deficiency, or combination of deficiencies, in internal control over compliance, such that there is a reasonable possibility that material noncompliance with a federal program compliance requirement will not be prevented, or timely detected and corrected.

Our consideration of internal control over compliance was for the limited purpose described in the first paragraph of this section and would not necessarily identify all deficiencies in internal control over compliance that might be deficiencies, significant deficiencies or material weaknesses. We did not identify any deficiencies in internal control over compliance that we consider to be material weaknesses, as defined above.

We noted a matter involving federal compliance or internal control over federal compliance not requiring inclusion in this report, that we reported to the District's management in a separate letter dated March 14, 2013.

We intend this report solely for the information and use of management, Board of Education, others within the entity, federal awarding agencies, and pass-through entities. It is not intended for anyone other than these specified parties.

A handwritten signature in black ink that reads "Dave Yost". The signature is written in a cursive style with a large, looping "D" and "Y".

Dave Yost
Auditor of State

March 14, 2013

**NORTH FORK LOCAL SCHOOL DISTRICT
LICKING COUNTY**

**SCHEDULE OF FINDINGS
OMB CIRCULAR A -133 § .505
JUNE 30, 2012**

1. SUMMARY OF AUDITOR'S RESULTS

<i>(d)(1)(i)</i>	Type of Financial Statement Opinion	Unqualified
<i>(d)(1)(ii)</i>	Were there any material control weaknesses reported at the financial statement level (GAGAS)?	No
<i>(d)(1)(ii)</i>	Were there any significant deficiencies in internal control reported at the financial statement level (GAGAS)?	No
<i>(d)(1)(iii)</i>	Was there any reported material noncompliance at the financial statement level (GAGAS)?	No
<i>(d)(1)(iv)</i>	Were there any material internal control weaknesses reported for major federal programs?	No
<i>(d)(1)(iv)</i>	Were there any significant deficiencies in internal control reported for major federal programs?	No
<i>(d)(1)(v)</i>	Type of Major Programs' Compliance Opinion	Unqualified
<i>(d)(1)(vi)</i>	Are there any reportable findings under § .510(a)?	No
<i>(d)(1)(vii)</i>	Major Programs (list):	CFDA # 84.010 – Title I Grants to Local Education Agencies CFDA # 84.410 – Education Jobs Fund CFDA # 84.027 – Special Education Grants to States
<i>(d)(1)(viii)</i>	Dollar Threshold: Type A/B Programs	Type A: > \$ 300,000 Type B: all others
<i>(d)(1)(ix)</i>	Low Risk Auditee?	No

**2. FINDINGS RELATED TO THE FINANCIAL STATEMENTS
REQUIRED TO BE REPORTED IN ACCORDANCE WITH GAGAS**

None

3. FINDINGS AND QUESTIONED COSTS FOR FEDERAL AWARDS

None

NORTH FORK LOCAL SCHOOL DISTRICT
LICKING COUNTY

SCHEDULE OF PRIOR AUDIT FINDINGS
OMB CIRCULAR A -133 § .315 (b)
JUNE 30, 2012

Finding Number	Finding Summary	Fully Corrected?	Not Corrected, Partially Corrected; Significantly Different Corrective Action Taken; or Finding No Longer Valid; <i>Explain</i>
2011-01	Receipts Collected but unaccounted for – Finding for Recovery – Repaid under audit	Yes	



Dave Yost • Auditor of State

NORTH FOLK LOCAL SCHOOL DISTRICT

LICKING COUNTY

CLERK'S CERTIFICATION

This is a true and correct copy of the report which is required to be filed in the Office of the Auditor of State pursuant to Section 117.26, Revised Code, and which is filed in Columbus, Ohio.

Susan Babbitt

CLERK OF THE BUREAU

**CERTIFIED
MARCH 28, 2013**