

**BLACK RIVER LOCAL SCHOOL DISTRICT
MEDINA COUNTY, OHIO**

**BASIC FINANCIAL STATEMENTS
(AUDITED)**

***FOR THE FISCAL YEAR ENDED
JUNE 30, 2013***

CONNIE HANGE, TREASURER



Dave Yost • Auditor of State

Board of Education
Black River Local School District
257-A County Road 40
Sullivan, Ohio 44880

We have reviewed the *Independent Auditor's Report* of the Black River Local School District, Medina County, prepared by Julian & Grube, Inc., for the audit period July 1, 2012 through June 30, 2013. Based upon this review, we have accepted these reports in lieu of the audit required by Section 117.11, Revised Code. The Auditor of State did not audit the accompanying financial statements and, accordingly, we are unable to express, and do not express an opinion on them.

Our review was made in reference to the applicable sections of legislative criteria, as reflected by the Ohio Constitution, and the Revised Code, policies, procedures and guidelines of the Auditor of State, regulations and grant requirements. The Black River Local School District is responsible for compliance with these laws and regulations.

A handwritten signature in black ink that reads "Dave Yost".

Dave Yost
Auditor of State

January 27, 2014

This page intentionally left blank.

**BLACK RIVER LOCAL SCHOOL DISTRICT
MEDINA COUNTY, OHIO**

BASIC FINANCIAL STATEMENTS
FOR THE FISCAL YEAR ENDED JUNE 30, 2013

TABLE OF CONTENTS

Independent Auditor’s Report	1 - 2
Management’s Discussion and Analysis	3 - 12
Basic Financial Statements:	
Government-Wide Financial Statements:	
Statement of Net Position	13
Statement of Activities	14
Fund Financial Statements:	
Balance Sheet - Governmental Funds	15
Reconciliation of Total Governmental Fund Balances to Net Position of Governmental Activities.....	16
Statement of Revenues, Expenditures and Changes in Fund Balances - Governmental Funds.....	17
Reconciliation of the Statement of Revenues, Expenditures and Changes in Fund Balances of Governmental Funds to the Statement of Activities	18
Statement of Revenues, Expenditures and Changes in Fund Balance - Budget and Actual (Non GAAP Budgetary Basis) - General Fund	19
Statement of Fiduciary Net Position - Fiduciary Fund.....	20
Statement of Changes in Fiduciary Net Position - Fiduciary Fund	21
Notes to the Basic Financial Statements.....	22 - 49
Supplementary Data:	
Schedule of Receipts and Expenditures of Federal Awards	50
Independent Auditor’s Report on Internal Control Over Financial Reporting and on Compliance and Other Matters Required by <i>Government Auditing Standards</i>	51 - 52
Independent Auditor’s Report on Compliance With Requirements Applicable to Each Major Federal Program and on Internal Control Over Compliance Required by <i>OMB Circular A-133</i>	53 - 54
Schedule of Findings <i>OMB Circular A-133 § .505</i>	55



Julian & Grube, Inc.
Serving Ohio Local Governments

333 County Line Rd. West, Westerville, OH 43082 Phone: 614.846.1899 Fax: 614.846.2799

Independent Auditor's Report

Black River Local School District
Medina County
257-A County Road 40
Sullivan, Ohio 44880

To the Board of Education:

Report on the Financial Statements

We have audited the accompanying financial statements of the governmental activities, each major fund, and the aggregate remaining fund information of the Black River Local School District, Medina County, Ohio, as of and for the fiscal year ended June 30, 2013, and the related notes to the financial statements, which collectively comprise the Black River Local School District's basic financial statements as listed in the table of contents.

Management's Responsibility for the Financial Statements

Management is responsible for preparing and fairly presenting these financial statements in accordance with accounting principles generally accepted in the United States of America; this includes designing, implementing, and maintaining internal control relevant to preparing and fairly presenting financial statements that are free from material misstatement, whether due to fraud or error.

Auditor's Responsibility

Our responsibility is to opine on these financial statements based on our audit. We audited in accordance with auditing standards generally accepted in the United States of America and the financial audit standards in the Comptroller General of the United States' *Government Auditing Standards*. Those standards require us to plan and perform the audit to reasonably assure the financial statements are free from material misstatement.

An audit requires obtaining evidence about financial statement amounts and disclosures. The procedures selected depend on our judgment, including assessing the risks of material financial statement misstatement, whether due to fraud or error. In assessing those risks, we consider internal control relevant to the Black River Local School District's preparation and fair presentation of the financial statements in order to design audit procedures that are appropriate in the circumstances, but not to the extent needed to opine on the effectiveness of the Black River Local School District's internal control. Accordingly, we express no opinion. An audit also includes evaluating the appropriateness of management's accounting policies and the reasonableness of their significant accounting estimates, as well as our evaluation of the overall financial statement presentation.

We believe the audit evidence we obtained is sufficient and appropriate to support our audit opinions.

Opinion

In our opinion, the financial statements referred to above present fairly, in all material respects, the respective financial position of the governmental activities, each major fund, and the aggregate remaining fund information of the Black River Local School District, Medina County, Ohio, as of June 30, 2013, and the respective changes in financial position thereof and the budgetary comparison for the General fund thereof for the fiscal year then ended in accordance with the accounting principles generally accepted in the United States of America.

Other Matters

Required Supplementary Information

Accounting principles generally accepted in the United States of America require this presentation to include *Management's discussion and analysis*, listed in the table of contents, to supplement the basic financial statements. Although this information is not part of the basic financial statements, the Governmental Accounting Standards Board considers it essential for placing the basic financial statements in an appropriate operational, economic, or historical context. We applied certain limited procedures to the required supplementary information in accordance with auditing standards generally accepted in the United States of America, consisting of inquiries of management about the methods of preparing the information and comparing the information for consistency with management's responses to our inquiries, to the basic financial statements, and other knowledge we obtained during our audit of the basic financial statements. We do not opine or provide any assurance on the information because the limited procedures do not provide us with sufficient evidence to opine or provide any other assurance.

Supplementary and Other Information

Our audit was conducted to opine on the Black River Local School District's basic financial statements taken as a whole.

The Schedule of Receipts and Expenditures of Federal Awards (the "Schedule") presents additional analysis as required by the U.S. Office of Management and Budget Circular A-133, Audits of States, Local Governments, and Non-Profit Organizations and is also not a required part of the financial statements.

The Schedule is management's responsibility, and derives from and relates directly to the underlying accounting and other records used to prepare the basic financial statements. We subjected this Schedule to the auditing procedures we applied to the basic financial statements. We also applied certain additional procedures, including comparing and reconciling the Schedule directly to the underlying accounting and other records used to prepare the basic financial statements or to the basic financial statements themselves in accordance with auditing standards generally accepted in the United States of America. In our opinion, this Schedule is fairly stated in all material respects in relation to the basic financial statements taken as a whole.

Other Reporting Required by Government Auditing Standards

In accordance with *Government Auditing Standards*, we have also issued our report dated December 20, 2013, on our consideration of the Black River Local School District's internal control over financial reporting and our tests of its compliance with certain provisions of laws, regulations, contracts and grant agreements and other matters. That report describes the scope of our internal control testing over financial reporting and compliance, and the results of that testing, and does not opine on internal control over financial reporting or on compliance. That report is an integral part of an audit performed in accordance with *Government Auditing Standards* in considering the Black River Local School District's internal control over financial reporting and compliance.



Julian & Grube, Inc.
December 20, 2013

**BLACK RIVER LOCAL SCHOOL DISTRICT
MEDINA COUNTY, OHIO**

**MANAGEMENT'S DISCUSSION AND ANALYSIS
FOR THE FISCAL YEAR ENDED JUNE 30, 2013**

The management's discussion and analysis of the Black River Local School District's (the "District") financial performance provides an overall review of the District's financial activities for the fiscal year ended June 30, 2013. The intent of this discussion and analysis is to look at the District's financial performance as a whole; readers should also review the basic financial statements and the notes to the basic financial statements to enhance their understanding of the District's financial performance.

Financial Highlights

Key financial highlights for fiscal year 2013 are as follows:

- In total, the net position of the governmental activities increased \$243,902 which represents a 3.41% increase from net position at July 1, 2012, as restated in Note 3.A.
- General revenues accounted for \$11,404,786 in revenue or 81.79% of all revenues. Program specific revenues in the form of charges for services and sales, grants and contributions accounted for \$2,538,726 or 18.21% of total revenues of \$13,943,512.
- The District had \$13,699,610 in expenses related to governmental activities; only \$2,538,726 of these expenses was offset by program specific charges for services, grants or contributions. General revenues supporting governmental activities (primarily taxes and unrestricted grants and entitlements) of \$11,404,786 were adequate to provide for these programs.
- The District's major governmental funds are the general fund and the bond retirement fund. The general fund had \$11,823,005 in revenues and \$11,474,613 in expenditures and other financing uses. During fiscal year 2013, the general fund's fund balance increased \$348,392 from a deficit of \$731,818 to a deficit of \$383,426.
- The bond retirement fund had \$449,459 in revenues and \$408,847 in expenditures. During fiscal year 2013, the bond retirement fund's fund balance increased \$40,612 from a balance of \$750,431 to a balance of \$791,043.

Using the Basic Financial Statements

This annual report consists of a series of financial statements and notes to those statements. These statements are organized so the reader can understand the District as a financial whole, an entire operating entity. The statements then proceed to provide an increasingly detailed look at specific financial activities.

The statement of net position and statement of activities provide information about the activities of the whole District, presenting both an aggregate view of the District's finances and a longer-term view of those finances. Fund financial statements provide the next level of detail. For governmental funds, these statements tell how services were financed in the short-term as well as what remains for future spending. The fund financial statements also look at the District's most significant funds with all other nonmajor funds presented in total in one column. In the case of the District, the general fund and the bond retirement fund are by far the most significant funds and the only governmental funds reported as major funds.

**BLACK RIVER LOCAL SCHOOL DISTRICT
MEDINA COUNTY, OHIO**

MANAGEMENT'S DISCUSSION AND ANALYSIS
FOR THE FISCAL YEAR ENDED JUNE 30, 2013

Reporting the District as a Whole

Statement of Net Position and the Statement of Activities

While this document contains the large number of funds used by the District to provide programs and activities, the view of the District as a whole looks at all financial transactions and asks the question, "How did the District perform financially during fiscal year 2013?" The statement of net position and the statement of activities answer this question. These statements include all assets, deferred outflows of resources, liabilities, deferred inflows of resources, revenues, and expenses using the accrual basis of accounting, similar to the accounting used by most private-sector companies. This basis of accounting considers all of the current year's revenues and expenses regardless of when cash is received or paid.

These two statements report the District's net position and changes in net position. This change in net position is important because it tells the reader that, for the District as a whole, the financial position of the District has improved or diminished. The causes of this change may be the result of many factors, some financial, some not. Non-financial factors include the District's property tax base, current property tax laws in Ohio restricting revenue growth, facility conditions, required educational programs and other factors.

In the statement of net position and the statement of activities, the governmental activities include the District's programs and services, including instruction, support services, operation and maintenance, pupil transportation central, operation of non-instructional services, extracurricular activities, food service operations and interest and fiscal charges.

The District's statement of net position and statement of activities can be found on pages 13-14 of this report.

Reporting the District's Most Significant Funds

Fund Financial Statements

The analysis of the District's major governmental funds begins on page 9. Fund financial reports provide detailed information about the District's major funds. The District uses many funds to account for a multitude of financial transactions; however, these fund financial statements focus on the District's most significant funds. The District's major governmental funds are the general fund and the bond retirement fund.

Governmental Funds

Most of the District's activities are reported in governmental funds, which focus on how money flows into and out of those funds and the balances left at year-end available for spending in future periods. These funds are reported using the modified accrual basis of accounting, which measures cash and all other financial assets that can readily be converted to cash. The governmental fund financial statements provide a detailed short-term view of the District's general government operations and the basic services it provides. Governmental fund information helps you determine whether there are more or fewer financial resources that can be spent in the near future to finance educational programs. The relationship (or differences) between governmental activities (reported in the statement of net position and the statement of activities) and governmental funds is reconciled in the basic financial statements. The basic governmental fund financial statements can be found on pages 15-19 of this report.

**BLACK RIVER LOCAL SCHOOL DISTRICT
MEDINA COUNTY, OHIO**

MANAGEMENT'S DISCUSSION AND ANALYSIS
FOR THE FISCAL YEAR ENDED JUNE 30, 2013

Reporting the District's Fiduciary Responsibilities

The District is the trustee, or fiduciary, for its scholarship programs. This activity is presented as a private-purpose trust fund. The District also acts in a trustee capacity as an agent for individuals. These activities are reported in an agency fund. All of the District's fiduciary activities are reported in separate statements of fiduciary net position and changes in fiduciary net position on pages 20 and 21. These activities are excluded from the District's other financial statements because the resources cannot be utilized by the District to finance its operations.

Notes to the Basic Financial Statements

The notes provide additional information that is essential to a full understanding of the data provided in the government-wide and fund financial statements. These notes to the basic financial statements can be found on pages 22-49 of this report.

The District as a Whole

The table below provides a summary of the District's net position at June 30, 2013 and June 30, 2012. In accordance with GASB Statement No. 65, balances at June 30, 2012 have been restated to exclude unamortized bond issuance costs of \$13,088 from assets and the District's net investment in capital assets as previously reported and to reclassify property taxes levied for the subsequent year from a current liability to a deferred inflow of resources.

	Net Position	
	Governmental Activities 2013	Restated Governmental Activities 2012
<u>Assets</u>		
Current and other assets	\$ 6,009,497	\$ 5,888,657
Capital assets, net	<u>9,146,107</u>	<u>9,516,537</u>
Total assets	<u>15,155,604</u>	<u>15,405,194</u>
<u>Liabilities</u>		
Current liabilities	1,433,362	1,358,178
Long-term liabilities	<u>2,927,888</u>	<u>3,390,387</u>
Total liabilities	<u>4,361,250</u>	<u>4,748,565</u>
<u>Deferred inflows of resources</u>	<u>3,397,428</u>	<u>3,503,605</u>
<u>Net Position</u>		
Net investment in capital assets	6,632,737	6,685,367
Restricted	1,089,802	1,196,305
Unrestricted (deficit)	<u>(325,613)</u>	<u>(728,648)</u>
Total net position	<u>\$ 7,396,926</u>	<u>\$ 7,153,024</u>

Over time, net position can serve as a useful indicator of a government's financial position. At June 30, 2013, the District's assets exceeded liabilities and deferred inflows of resources by \$7,396,926.

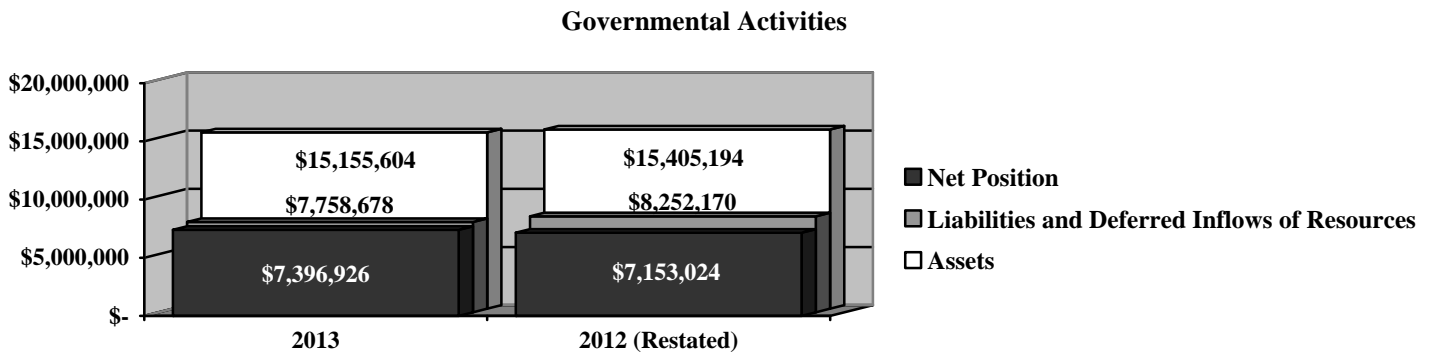
**BLACK RIVER LOCAL SCHOOL DISTRICT
MEDINA COUNTY, OHIO**

**MANAGEMENT'S DISCUSSION AND ANALYSIS
FOR THE FISCAL YEAR ENDED JUNE 30, 2013**

At fiscal year-end, capital assets represented 60.35% of total assets. Capital assets include land, land improvements, buildings and improvements, furniture, fixtures, and equipment, and vehicles. The District's net investment in capital assets at June 30, 2013, was \$6,632,737. These capital assets are used to provide services to the students and are not available for future spending. Although the District's net investment in capital assets is reduced by the balances of related debt and other current obligations, it should be noted that the resources to repay these obligations must be provided from other sources, since capital assets may not be used to liquidate these liabilities.

A portion of the District's net position, \$1,089,802, represents resources that are subject to external restriction on how they may be used. The remaining balance is a deficit of \$325,613.

The graph below presents the District's governmental assets, liabilities and deferred inflows of resources, and net position at June 30, 2013 and June 30, 2012. In accordance with GASB Statement No. 65, balances for fiscal year 2012 have been restated to exclude unamortized bond issuance costs from assets and net position at June 30, 2012.



Governmental Activities

The net position of the District's governmental activities increased \$243,902. Total governmental expenses of \$13,699,610 were offset by program revenues of \$2,538,726 and general revenues of \$11,404,786. Program revenues supported 18.53% of the total governmental expenses.

The primary sources of revenue for governmental activities are derived from property taxes and unrestricted grants and entitlements. These two revenue sources represent 79.90% of total governmental revenue.

Operating grants and contributions program revenues decreased 16.40%, primarily due to reductions in funding and reimbursements for federal Title I programs, Special Education IDEA Part B grants, and food service subsidies and the close out of the Education Jobs grant. Property tax revenues decreased 7.06% from fiscal year 2012 due to lower collections during fiscal year 2013 and delinquent taxes due to the District at June 30, 2013.

The largest expense of the District is for instructional programs. Instruction expenses totaled \$8,613,576 or 62.87% of total governmental expenses for fiscal year 2013.

**BLACK RIVER LOCAL SCHOOL DISTRICT
MEDINA COUNTY, OHIO**

MANAGEMENT'S DISCUSSION AND ANALYSIS
FOR THE FISCAL YEAR ENDED JUNE 30, 2013

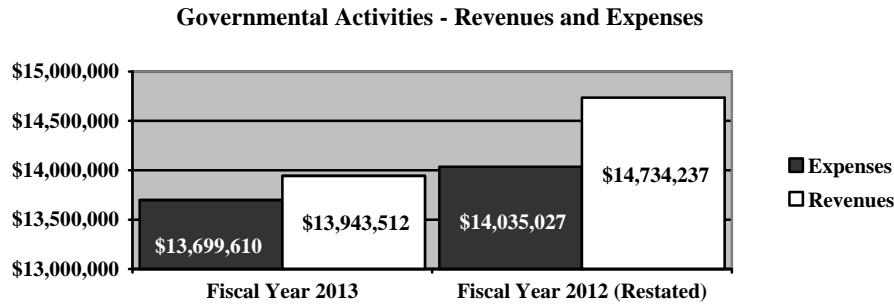
The table below shows the change in net position for fiscal years 2013 and 2012. In accordance with GASB Statement No. 65, net position as previously reported and interest and fiscal charges for 2012 have been restated to exclude the capitalization and amortization of bond issuance costs.

	Change in Net Position	
	Governmental Activities 2013	Restated Governmental Activities 2012
	<u>2013</u>	<u>2012</u>
<u>Revenues</u>		
<u>Program revenues:</u>		
Charges for services and sales	\$ 882,083	\$ 922,146
Operating grants and contributions	1,656,643	1,981,734
<u>General revenues:</u>		
Property taxes	3,958,324	4,259,037
Grants and entitlements	7,182,360	7,262,607
Shared sales taxes	234,668	280,212
Investment earnings	18,519	13,447
Other	10,915	15,054
Total revenues	<u>13,943,512</u>	<u>14,734,237</u>
<u>Expenses</u>		
Program expenses:		
Instruction:		
Regular	6,523,056	6,413,793
Special	1,876,078	1,710,705
Vocational	214,440	186,094
Other	2	41,034
Support services:		
Pupil	514,637	552,188
Instructional staff	510,025	714,867
Board of education	29,695	50,890
Administration	805,221	1,053,824
Fiscal	361,231	388,841
Business	30,495	22,579
Operations and maintenance	789,410	889,956
Pupil transportation	925,200	932,183
Central	157,698	48,334
Operations of non-instructional services:		
Food service operations	383,944	413,245
Other non-instructional services	1,587	11,082
Extracurricular activities	497,527	505,994
Interest and fiscal charges	79,364	99,418
Total expenses	<u>13,699,610</u>	<u>14,035,027</u>
Change in net position	243,902	699,210
Net position at beginning of year (restated)	<u>7,153,024</u>	<u>6,453,814</u>
Net position at end of year	<u>\$ 7,396,926</u>	<u>\$ 7,153,024</u>

**BLACK RIVER LOCAL SCHOOL DISTRICT
MEDINA COUNTY, OHIO**

**MANAGEMENT'S DISCUSSION AND ANALYSIS
FOR THE FISCAL YEAR ENDED JUNE 30, 2013**

The graph below presents the District's governmental revenues and expenses for fiscal years 2013 and 2012. Expenses for fiscal year 2012 have been restated to exclude the amortization of \$1,765 in bond issuance costs in accordance with GASB Statement No. 65.



The statement of activities shows the cost of program services and the charges for services and grants offsetting those services. The following table shows, for governmental activities, the total cost of services and the net cost of services. That is, it identifies the cost of these services supported by taxes and unrestricted grants and entitlements. The total and net cost of interest and fiscal charges for 2012 have been restated to exclude the amortization of \$1,765 in bond issuance costs in accordance with GASB Statement No. 65.

	Governmental Activities			
	Total Cost of Services 2013	Net Cost of Services 2013	Restated Total Cost of Services 2012	Restated Net Cost of Services 2012
Program expenses				
Instruction:				
Regular	\$ 6,523,056	\$ 6,072,209	\$ 6,413,793	\$ 6,028,257
Special	1,876,078	650,711	1,710,705	344,350
Vocational	214,440	179,060	186,094	165,762
Other	2	2	41,034	1,898
Support services:				
Pupil	514,637	514,580	552,188	550,195
Instructional staff	510,025	433,569	714,867	511,061
Board of education	29,695	29,695	50,890	48,440
Administration	805,221	780,288	1,053,824	1,042,464
Fiscal	361,231	361,231	388,841	388,782
Business	30,495	30,495	22,579	22,579
Operations and maintenance	789,410	771,598	889,956	855,785
Pupil transportation	925,200	894,805	932,183	877,398
Central	157,698	152,298	48,334	42,934
Operations of non-instructional services:				
Food service operations	383,944	51,313	413,245	9,724
Other non-instructional services	1,587	138	11,082	10,938
Extracurricular activities	497,527	159,528	505,994	131,162
Interest and fiscal charges	79,364	79,364	99,418	99,418
Total expenses	\$ 13,699,610	\$ 11,160,884	\$ 14,035,027	\$ 11,131,147

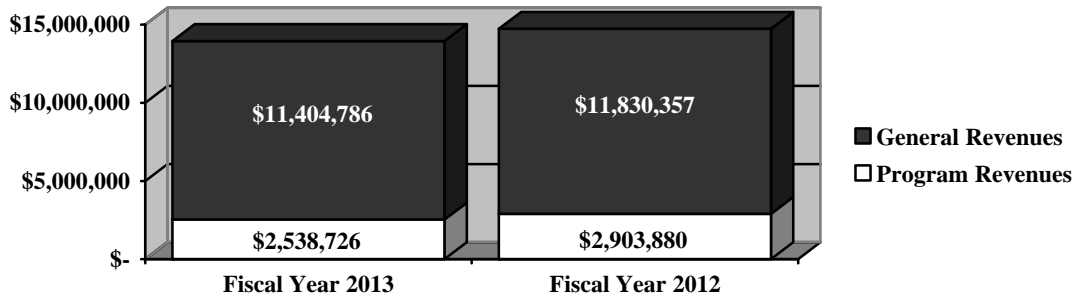
**BLACK RIVER LOCAL SCHOOL DISTRICT
MEDINA COUNTY, OHIO**

MANAGEMENT'S DISCUSSION AND ANALYSIS
FOR THE FISCAL YEAR ENDED JUNE 30, 2013

The dependence upon tax and other general revenues for governmental activities is apparent; 80.13% of instruction activities are supported through taxes and other general revenues. For all governmental activities, general revenue support is 81.47%. The District's taxpayers and grants and entitlements are the primary support for District's students.

The graph below presents the District's governmental activities revenue for fiscal years 2013 and 2012.

Governmental Activities - General and Program Revenues



The District's Funds

The District's governmental funds, as presented on the balance sheet on page 15, reported a combined fund balance of \$466,038, which is higher than last year's balance of \$276,955. The schedule below indicates the fund balance and the total change in fund balance as of June 30, 2013 and June 30, 2012.

Fund	Fund Balance (Deficit) June 30, 2013	Fund Balance (Deficit) June 30, 2012	Increase (Decrease)
General	\$ (383,426)	\$ (731,818)	\$ 348,392
Bond retirement	791,043	750,431	40,612
Nonmajor governmental	58,421	258,342	(199,921)
Total	\$ 466,038	\$ 276,955	\$ 189,083

General Fund

The following table summarizes the revenues of the general fund for the fiscal years ended June 30, 2013 and 2012.

	2013 Amount	2012 Amount	Increase (Decrease)	Percentage Change
Revenues				
Taxes	\$ 3,605,659	\$ 3,634,418	\$ (28,759)	(0.79) %
Tuition	354,271	296,934	57,337	19.31 %
Earnings on investments	18,519	13,447	5,072	37.72 %
Intergovernmental	7,625,283	7,751,002	(125,719)	(1.62) %
Other revenues	219,273	403,422	(184,149)	(45.65) %
Total	\$ 11,823,005	\$ 12,099,223	\$ (276,218)	(2.28) %

**BLACK RIVER LOCAL SCHOOL DISTRICT
MEDINA COUNTY, OHIO**

**MANAGEMENT'S DISCUSSION AND ANALYSIS
FOR THE FISCAL YEAR ENDED JUNE 30, 2013**

The District's general fund balance increased \$348,392 during fiscal year 2013. Tuition revenue and earnings on investments in the general fund increased 19.31% and 37.72%, respectively. The increase in tuition revenue resulted from higher open enrollment during fiscal year 2013. The increase in earnings on investments resulted from higher interest earned on the District's depository accounts during the year. Other revenues decreased 45.65%, primarily as a result of lower charges received by the general fund for extracurricular activities during fiscal year 2013; effective for fiscal year 2013, pay to play charges to students participating in extracurricular activities were designated as resources of the the district managed student activity fund (a nonmajor governmental fund) rather than the general fund. Property taxes and intergovernmental revenue, including state foundation revenues and homestead and rollback reimbursement from the state of Ohio, remained consistent with fiscal year 2012.

Expenditures for fiscal year 2013 compared to those of fiscal year 2012 were as follows:

	2013 Amount	2012 Amount	Increase (Decrease)	Percentage Change
<u>Expenditures</u>				
Instruction	\$ 7,523,072	\$ 7,278,150	\$ 244,922	3.37 %
Support services	3,667,405	3,720,343	(52,938)	(1.42) %
Operation of non-instructional services	-	3,033	(3,033)	(100.00) %
Extracurricular activities	155,448	305,986	(150,538)	(49.20) %
Debt service	11,507	32,610	(21,103)	(64.71) %
Total	<u>\$ 11,357,432</u>	<u>\$ 11,340,122</u>	<u>\$ 17,310</u>	0.15 %

The total expenditures of the general fund remained consistent with those of fiscal year 2012, increasing only 0.15% from the prior year as a result of the District's conservative spending and careful utilization of the District's limited resources. Instruction expenditures increased due to higher spending during the year for the instruction of students with disabilities, while support services expenditures did not vary significantly from fiscal year 2012. Expenditures for extracurricular activities were assigned to the district managed student activity fund during fiscal year 2013, resulting in a decrease of general fund spending for extracurricular purposes of 49.20%. Further, during fiscal year 2013 the District retired a capital lease obligation; fewer payments during fiscal year 2012 resulted in a \$21,103 decrease from such expenditures from 2012.

Bond Retirement Fund

The bond retirement fund had \$449,459 in revenues and \$408,847 in expenditures. During fiscal year 2013, the bond retirement fund's fund balance increased \$40,612 from a balance of \$750,431 to a balance of \$791,043.

General Fund Budgeting Highlights

The District's budget is prepared according to Ohio law and is based on accounting for certain transactions on a basis of cash receipts, disbursements and encumbrances. The most significant budgeted fund is the general fund.

During the course of fiscal year 2013, the District amended its general fund budget several times. For the general fund, original budgeted revenues and other financing sources were \$11,678,690 and were increased to \$11,768,690 in the final budget. Actual revenues and other financing sources were \$11,642,497, \$126,193 lower than final budgeted revenues.

General fund original and final appropriations (appropriated expenditures including other financing uses) were \$11,659,882. Actual budgetary basis expenditures and other financing uses for fiscal year 2013 were \$11,536,152, \$123,730 lower than in the final budget.

**BLACK RIVER LOCAL SCHOOL DISTRICT
MEDINA COUNTY, OHIO**

MANAGEMENT'S DISCUSSION AND ANALYSIS
FOR THE FISCAL YEAR ENDED JUNE 30, 2013

Capital Assets and Debt Administration

Capital Assets

At the end of fiscal year 2013, the District had \$9,146,107 invested in land, land improvements, buildings and improvements, furniture, fixtures and equipment and vehicles. This entire amount is reported in governmental activities.

The table that follows shows June 30, 2013 balances compared to June 30, 2012.

Capital Assets, Net of Depreciation

	Governmental Activities	
	June 30, 2013	June 30, 2012
Land	\$ 437,361	\$ 437,361
Land improvements	336,236	404,049
Buildings and improvements	7,847,000	8,168,113
Furniture, fixtures and equipment	168,498	219,834
Vehicles	357,012	287,180
Total	\$ 9,146,107	\$ 9,516,537

The overall decrease in capital assets of \$370,430 is due to depreciation expense of \$506,123 and disposals with a net book value of \$24,627 exceeding additions of \$160,320.

See Note 9 to the basic financial statements for additional information on the District's capital assets.

Debt Administration

At June 30, 2013, the District had \$2,500,000 in general obligation bonds outstanding. Of this total, \$325,000 is due within one year and \$2,175,000 is due in greater than one year.

The following table summarizes general obligation bonds and lease obligations outstanding at June 30, 2013 and June 30, 2012.

Outstanding Debt, at Year End

	Governmental Activities 2013	Governmental Activities 2012
Series 2011 School Improvement Refunding Bonds	\$ 2,500,000	\$ 2,820,000
Capital lease obligation	-	11,170
Total	\$ 2,500,000	\$ 2,831,170

The series 2011 school improvement refunding bonds are scheduled to mature in fiscal year 2020, while the entire balance of capital lease obligations was retired during fiscal year 2013. Payments on the District's capital lease obligations were made from the general fund, while interest and principal for the District's refunding bonds are paid from the bond retirement fund.

See Note 11 to the basic financial statements for additional information on the District's debt administration.

**BLACK RIVER LOCAL SCHOOL DISTRICT
MEDINA COUNTY, OHIO**

MANAGEMENT'S DISCUSSION AND ANALYSIS
FOR THE FISCAL YEAR ENDED JUNE 30, 2013

Current Financial Related Activities

Funding

Black River Local School District is a rural school district that encompasses 125 square miles in southwestern Medina, southern Lorain and northern Ashland counties. The state foundation formula is the primary funding source of education to the District and represents approximately 65% of revenue. This funding calculation is affected by local property valuation changes and as valuations increase, the state funding is decreased. From 1997 to 2008 local property valuations increased 99% or \$95 million, from \$96 million to \$191 million. In 2009 local property valuations started to decrease and, while not a significant decrease in that particular year, it is anticipated that values will continue to decrease over the next several years. Another significant factor in this calculation is student enrollment; over the last five years, enrollment has fallen from 1,749 students in fiscal year 2009 to 1,351 students in fiscal year 2013 which impacts state foundation funding based on the District's average daily membership. The general economic down turn has also negatively impacted the district as well. Decreasing revenues, property values and student numbers coupled with increasing expenses has challenged the district financially. As the state of Ohio struggles to balance their budget, the outlook for public education is grim.

For the first time since 1997, voters approved an operating levy to support the District's operations on May 7, 2013. The 8.7 mill, five-year emergency levy is necessary to maintain the current programs and instructional services for the District's students.

Approximately 78% of the general fund budget is expended for employee wages and fringe benefits. These costs, including health benefits, have been increasing at a rate almost double to that of recent revenue growth. As expenditures continue to increase at rates exceeding revenue growth, the District is challenged to monitor its budget so as to continue to strive for academic excellence while remaining financially sound. The State has cut funding to schools as legislators continue to struggle to balance that budget. At the same time, The Governor's Blue Ribbon Task Force on Financing Student Success has yet to provide any solutions. Forecasting beyond one year is uncertain at best. The district has made significant spending cuts in the past two years primarily through the implementation of a reduction in force. With no additional revenue expected, the district will reduce staff further as well as make significant cuts in school programs.

Contacting the School District's Financial Management

This financial report is designed to provide our citizens, taxpayers, investors, and creditors with a general overview of the District's finances and to reflect the District's accountability for the monies it receives. Questions concerning any of the information in this report or requests for additional information should be directed to Connie I. Hange, Treasurer, Black River Local School District, 257-A County Road 40, Sullivan, Ohio 44880.

**BLACK RIVER LOCAL SCHOOL DISTRICT
MEDINA COUNTY, OHIO**

STATEMENT OF NET POSITION
JUNE 30, 2013

	<u>Governmental Activities</u>
Assets:	
Equity in pooled cash and cash equivalents.	\$ 1,295,954
Receivables:	
Property taxes	4,390,019
Shared sales taxes	114,743
Accounts.	805
Intergovernmental	198,375
Prepayments	236
Materials and supplies inventory.	9,365
Capital assets:	
Nondepreciable capital assets	437,361
Depreciable capital assets, net.	8,708,746
Capital assets, net	<u>9,146,107</u>
Total assets.	<u>15,155,604</u>
Liabilities:	
Accounts payable.	87,678
Contracts payable.	13,370
Accrued wages and benefits payable	970,933
Pension obligation payable.	306,282
Intergovernmental payable	49,057
Accrued interest payable	6,042
Long-term liabilities:	
Due within one year.	463,253
Due in more than one year.	2,464,635
Total liabilities	<u>4,361,250</u>
Deferred inflows of resources:	
Property taxes levied for the next fiscal year.	3,397,428
Total deferred inflows of resources	<u>3,397,428</u>
Net position:	
Net investment in capital assets	6,632,737
Restricted for:	
Capital projects	221,078
Debt service.	824,916
Locally funded programs	4,527
Federally funded programs	39,281
Unrestricted	(325,613)
Total net position.	<u>\$ 7,396,926</u>

SEE ACCOMPANYING NOTES TO THE BASIC FINANCIAL STATEMENTS

**BLACK RIVER LOCAL SCHOOL DISTRICT
MEDINA COUNTY, OHIO**

STATEMENT OF ACTIVITIES
FOR THE FISCAL YEAR ENDED JUNE 30, 2013

	<u>Expenses</u>	<u>Program Revenues</u>		<u>Net (Expense)</u>
		<u>Charges for</u>	<u>Operating Grants</u>	<u>Revenue and</u>
		<u>Services and Sales</u>	<u>and Contributions</u>	<u>Changes in</u>
				<u>Net Position</u>
				<u>Governmental</u>
				<u>Activities</u>
Governmental activities:				
Instruction:				
Regular	\$ 6,523,056	\$ 388,435	\$ 62,412	\$ (6,072,209)
Special	1,876,078	14,693	1,210,674	(650,711)
Vocational	214,440	-	35,380	(179,060)
Other	2	-	-	(2)
Support services:				
Pupil	514,637	-	57	(514,580)
Instructional staff	510,025	-	76,456	(433,569)
Board of education	29,695	-	-	(29,695)
Administration	805,221	1,468	23,465	(780,288)
Fiscal	361,231	-	-	(361,231)
Business	30,495	-	-	(30,495)
Operations and maintenance	789,410	17,812	-	(771,598)
Pupil transportation	925,200	14,104	16,291	(894,805)
Central	157,698	-	5,400	(152,298)
Operation of non-instructional services:				
Food service operations	383,944	110,395	222,236	(51,313)
Other non-instructional services	1,587	1	1,448	(138)
Extracurricular activities	497,527	335,175	2,824	(159,528)
Interest and fiscal charges	79,364	-	-	(79,364)
Total governmental activities	\$ 13,699,610	\$ 882,083	\$ 1,656,643	(11,160,884)
General revenues:				
Property taxes levied for:				
General purposes				3,566,050
Debt service				392,274
Grants and entitlements not restricted				
to specific programs				7,182,360
Shared sales taxes				234,668
Investment earnings				18,519
Miscellaneous				10,915
Total general revenues				11,404,786
Change in net position				243,902
Net position at beginning of year (restated)				7,153,024
Net position at end of year				\$ 7,396,926

SEE ACCOMPANYING NOTES TO THE BASIC FINANCIAL STATEMENTS

**BLACK RIVER LOCAL SCHOOL DISTRICT
MEDINA COUNTY, OHIO**

BALANCE SHEET
GOVERNMENTAL FUNDS
JUNE 30, 2013

	General	Bond Retirement	Nonmajor Governmental Funds	Total Governmental Funds
Assets:				
Equity in pooled cash and cash equivalents	\$ 362,117	\$ 736,724	\$ 197,113	\$ 1,295,954
Receivables:				
Property taxes.	3,950,982	439,037	-	4,390,019
Shared sales taxes.	-	-	114,743	114,743
Accounts	805	-	-	805
Loans	14,047	-	-	14,047
Intergovernmental	99,887	-	98,488	198,375
Prepayments	236	-	-	236
Materials and supplies inventory	-	-	9,365	9,365
Total assets	<u>\$ 4,428,074</u>	<u>\$ 1,175,761</u>	<u>\$ 419,709</u>	<u>\$ 6,023,544</u>
Liabilities:				
Accounts payable.	\$ 81,880	\$ -	\$ 5,798	\$ 87,678
Contracts payable.	-	-	13,370	13,370
Accrued wages and benefits payable.	848,604	-	122,329	970,933
Compensated absences payable	99,333	-	-	99,333
Loans payable	-	-	14,047	14,047
Intergovernmental payable.	42,260	-	6,797	49,057
Pension obligation payable.	264,785	-	41,497	306,282
Total liabilities	<u>1,336,862</u>	<u>-</u>	<u>203,838</u>	<u>1,540,700</u>
Deferred inflows of resources:				
Property taxes levied for the next fiscal year.	3,052,625	344,803	-	3,397,428
Delinquent property tax revenue not available.	363,223	39,915	-	403,138
Intergovernmental revenue not available	58,790	-	95,731	154,521
Shared sales taxes not available	-	-	61,719	61,719
Total deferred inflows of resources	<u>3,474,638</u>	<u>384,718</u>	<u>157,450</u>	<u>4,016,806</u>
Fund balances:				
Nonspendable:				
Materials and supplies inventory.	-	-	9,365	9,365
Prepayments	236	-	-	236
Long-term loans	14,047	-	-	14,047
Unclaimed monies	2,280	-	-	2,280
Restricted:				
Debt service	-	791,043	-	791,043
Capital improvements	-	-	159,359	159,359
Targeted academic assistance	-	-	4,581	4,581
Other purposes.	-	-	5,621	5,621
Committed:				
Capital improvements	-	-	34,452	34,452
Unassigned (deficit)	(399,989)	-	(154,957)	(554,946)
Total fund balances (deficit).	<u>(383,426)</u>	<u>791,043</u>	<u>58,421</u>	<u>466,038</u>
Total liabilities, deferred inflows of resources, and fund balances	<u>\$ 4,428,074</u>	<u>\$ 1,175,761</u>	<u>\$ 419,709</u>	<u>\$ 6,023,544</u>

SEE ACCOMPANYING NOTES TO THE BASIC FINANCIAL STATEMENTS

**BLACK RIVER LOCAL SCHOOL DISTRICT
MEDINA COUNTY, OHIO**

RECONCILIATION OF TOTAL GOVERNMENTAL FUND BALANCES TO
NET POSITION OF GOVERNMENTAL ACTIVITIES
JUNE 30, 2013

Total governmental fund balances		\$	466,038
<i>Amounts reported for governmental activities on the statement of net position are different because:</i>			
Capital assets used in governmental activities are not financial resources and therefore are not reported in the funds.			9,146,107
Other long-term assets are not available to pay for current-period expenditures and therefore are deferred inflows in the funds.			
Property taxes receivable	\$	403,138	
Intergovernmental receivable		154,521	
Shared sales taxes receivable		61,719	
Total		61,719	619,378
Accrued interest payable is not due and payable in the current period and therefore is not reported in the funds.			(6,042)
Long-term liabilities, including bonds payable, are not due and payable in the current period and therefore are not reported in the funds.			
General obligation bonds		(2,500,000)	
Compensated absences		(328,555)	
Total		(2,828,555)	(2,828,555)
Net position of governmental activities		\$	7,396,926

SEE ACCOMPANYING NOTES TO THE BASIC FINANCIAL STATEMENTS

**BLACK RIVER LOCAL SCHOOL DISTRICT
MEDINA COUNTY, OHIO**

STATEMENT OF REVENUES, EXPENDITURES AND CHANGES IN FUND BALANCES
GOVERNMENTAL FUNDS
FOR THE FISCAL YEAR ENDED JUNE 30, 2013

	<u>General</u>	<u>Bond Retirement</u>	<u>Nonmajor Governmental Funds</u>	<u>Total Governmental Funds</u>
Revenues:				
From local sources:				
Property taxes	\$ 3,605,659	\$ 385,817	\$ -	\$ 3,991,476
Tuition	354,271	-	-	354,271
Earnings on investments	18,519	-	-	18,519
Charges for services	-	-	110,395	110,395
Extracurricular	141,172	-	209,347	350,519
Classroom materials and fees	46,678	-	-	46,678
Rental income	16,731	-	-	16,731
Contributions and donations	388	-	69	457
Contract services	3,489	-	-	3,489
Other local revenues	10,815	-	8,254	19,069
Shared sales taxes	-	-	228,608	228,608
Intergovernmental - intermediate	-	-	29,066	29,066
Intergovernmental - state	7,605,114	63,642	10,348	7,679,104
Intergovernmental - federal	20,169	-	1,051,395	1,071,564
Total revenues	<u>11,823,005</u>	<u>449,459</u>	<u>1,647,482</u>	<u>13,919,946</u>
Expenditures:				
Current:				
Instruction:				
Regular	6,301,188	-	71,330	6,372,518
Special	1,064,533	-	788,504	1,853,037
Vocational	157,349	-	16,507	173,856
Other	2	-	-	2
Support services:				
Pupil	508,435	-	465	508,900
Instructional staff	315,956	-	192,097	508,053
Board of education	29,695	-	-	29,695
Administration	704,513	-	25,465	729,978
Fiscal	327,677	9,047	-	336,724
Business	30,495	-	-	30,495
Operations and maintenance	779,088	-	14,141	793,229
Pupil transportation	819,248	-	170,424	989,672
Central	152,298	-	5,400	157,698
Operation of non-instructional services:				
Food service operations	-	-	380,651	380,651
Other non-instructional services	-	-	1,587	1,587
Extracurricular activities	155,448	-	298,013	453,461
Debt service:				
Principal retirement	11,170	320,000	-	331,170
Interest and fiscal charges	337	79,800	-	80,137
Total expenditures	<u>11,357,432</u>	<u>408,847</u>	<u>1,964,584</u>	<u>13,730,863</u>
Excess (deficiency) of revenues over (under) expenditures	<u>465,573</u>	<u>40,612</u>	<u>(317,102)</u>	<u>189,083</u>
Other financing sources (uses):				
Transfers in	-	-	117,181	117,181
Transfers (out)	<u>(117,181)</u>	<u>-</u>	<u>-</u>	<u>(117,181)</u>
Total other financing sources (uses)	<u>(117,181)</u>	<u>-</u>	<u>117,181</u>	<u>-</u>
Net change in fund balances	348,392	40,612	(199,921)	189,083
Fund balances (deficit) at beginning of year . . .	<u>(731,818)</u>	<u>750,431</u>	<u>258,342</u>	<u>276,955</u>
Fund balances (deficit) at end of year	<u>\$ (383,426)</u>	<u>\$ 791,043</u>	<u>\$ 58,421</u>	<u>\$ 466,038</u>

SEE ACCOMPANYING NOTES TO THE BASIC FINANCIAL STATEMENTS

**BLACK RIVER LOCAL SCHOOL DISTRICT
MEDINA COUNTY, OHIO**

RECONCILIATION OF THE STATEMENT OF REVENUES, EXPENDITURES
AND CHANGES IN FUND BALANCES OF GOVERNMENTAL FUNDS
TO THE STATEMENT OF ACTIVITIES
FOR THE FISCAL YEAR ENDED JUNE 30, 2013

Net change in fund balances - total governmental funds	\$	189,083
<i>Amounts reported for governmental activities in the statement of activities are different because:</i>		
Governmental funds report capital outlays as expenditures. However, in the statement of activities, the cost of those assets is allocated over their estimated useful lives as depreciation expense.		
Capital asset additions	\$ 160,320	
Current year depreciation	(506,123)	
Total		(345,803)
The net effect of various miscellaneous transactions involving capital assets (i.e., sales, disposals, trade-ins, and donations) is to decrease net position.		
		(24,627)
Revenues in the statement of activities that do not provide current financial resources are not reported as revenues in the funds.		
Property taxes	(33,152)	
Intergovernmental	50,658	
Shared sales taxes	6,060	
Total		23,566
Repayment of bond and capital lease principal is an expenditure in the governmental funds, but the repayment reduces long-term liabilities on the statement of net position. Principal payments during the year were:		
Bonds	320,000	
Capital leases	11,170	
Total		331,170
In the statement of activities, interest is accrued on outstanding bonds, whereas in governmental funds, an interest expenditure is reported when due.		
		773
Some expenses reported in the statement of activities, such as compensated absences, do not require the use of current financial resources and therefore are not reported as expenditures in the governmental funds.		
		69,740
Change in net position of governmental activities	\$	243,902

SEE ACCOMPANYING NOTES TO THE BASIC FINANCIAL STATEMENTS

**BLACK RIVER LOCAL SCHOOL DISTRICT
MEDINA COUNTY, OHIO**

STATEMENT OF REVENUES, EXPENDITURES AND CHANGES IN
FUND BALANCE - BUDGET AND ACTUAL (NON-GAAP BUDGETARY BASIS)
GENERAL FUND
FOR THE FISCAL YEAR ENDED JUNE 30, 2013

	<u>Budgeted Amounts</u>		<u>Actual</u>	<u>Variance with Final Budget Positive (Negative)</u>
	<u>Original</u>	<u>Final</u>		
Revenues:				
From local sources:				
Property taxes	\$ 3,521,463	\$ 3,548,600	\$ 3,510,232	\$ (38,368)
Tuition	355,404	358,143	354,271	(3,872)
Earnings on investments	18,578	18,721	18,519	(202)
Extracurricular	19,638	19,789	19,575	(214)
Classroom materials and fees.	46,170	46,526	46,023	(503)
Rental income.	16,785	16,914	16,731	(183)
Contract services	2,186	2,203	2,179	(24)
Other local revenues	5,979	6,025	5,960	(65)
Intergovernmental - state	7,629,445	7,688,241	7,605,114	(83,127)
Total revenues	<u>11,615,648</u>	<u>11,705,162</u>	<u>11,578,604</u>	<u>(126,558)</u>
Expenditures:				
Current:				
Instruction:				
Regular	6,422,762	6,422,762	6,300,459	122,303
Special.	1,152,684	1,152,684	1,139,438	13,246
Vocational.	159,666	159,666	158,225	1,441
Other.	6	6	5	1
Support services:				
Pupil	541,112	541,112	520,956	20,156
Instructional staff	335,271	335,271	298,481	36,790
Board of education	50,190	50,190	51,192	(1,002)
Administration.	800,435	800,435	765,948	34,487
Fiscal.	364,025	364,025	332,116	31,909
Business	28,284	28,284	28,308	(24)
Operations and maintenance.	834,711	834,711	860,308	(25,597)
Pupil transportation	812,770	812,770	799,624	13,146
Central	124,877	124,877	123,156	1,721
Operation of non-instructional services.	34	34	37	(3)
Extracurricular activities	33,055	33,055	40,718	(7,663)
Total expenditures	<u>11,659,882</u>	<u>11,659,882</u>	<u>11,418,971</u>	<u>240,911</u>
Excess (deficiency) of revenues over (under) expenditures.	<u>(44,234)</u>	<u>45,280</u>	<u>159,633</u>	<u>114,353</u>
Other financing sources (uses):				
Refund of prior year's expenditures.	58,297	58,746	58,111	(635)
Advances in	-	-	1,052	1,052
Transfers (out)	-	-	(117,181)	(117,181)
Sale of capital assets	4,745	4,782	4,730	(52)
Total other financing sources (uses)	<u>63,042</u>	<u>63,528</u>	<u>(53,288)</u>	<u>(116,816)</u>
Net change in fund balance	18,808	108,808	106,345	(2,463)
Fund balance (deficit) at beginning of year. . .	(220,965)	(220,965)	(220,965)	-
Prior year encumbrances appropriated.	241,294	241,294	241,294	-
Fund balance at end of year	<u>\$ 39,137</u>	<u>\$ 129,137</u>	<u>\$ 126,674</u>	<u>\$ (2,463)</u>

SEE ACCOMPANYING NOTES TO THE BASIC FINANCIAL STATEMENTS

**BLACK RIVER LOCAL SCHOOL DISTRICT
MEDINA COUNTY, OHIO**

STATEMENT OF FIDUCIARY NET POSITION
FIDUCIARY FUNDS
JUNE 30, 2013

	Private-Purpose Trust	
	Scholarship	Agency
Assets:		
Equity in pooled cash and cash equivalents	\$ 37,510	\$ 35,501
Receivables:		
Accrued interest.	214	-
Intergovernmental.	-	4
	37,724	\$ 35,505
Total assets.	37,724	\$ 35,505
Liabilities:		
Pension obligation payable.	-	\$ 23
Intergovernmental payable.	-	154
Due to students.	-	35,328
	-	\$ 35,505
Total liabilities	-	\$ 35,505
Net position:		
Held in trust for scholarships.	37,724	
Total net position.	\$ 37,724	

SEE ACCOMPANYING NOTES TO THE BASIC FINANCIAL STATEMENTS

**BLACK RIVER LOCAL SCHOOL DISTRICT
MEDINA COUNTY, OHIO**

STATEMENT OF CHANGES IN FIDUCIARY NET POSITION
FIDUCIARY FUND
FOR THE FISCAL YEAR ENDED JUNE 30, 2013

	Private-Purpose Trust
	Scholarship
Additions:	
Interest	\$ 411
Gifts and contributions.	430
Total additions.	841
 Deductions:	
Scholarships awarded	2,075
Change in net position.	(1,234)
Net position at beginning of year.	38,958
Net position at end of year	\$ 37,724

SEE ACCOMPANYING NOTES TO THE BASIC FINANCIAL STATEMENTS

**BLACK RIVER LOCAL SCHOOL DISTRICT
MEDINA COUNTY, OHIO**

NOTES TO THE BASIC FINANCIAL STATEMENTS
FOR THE FISCAL YEAR ENDED JUNE 30, 2013

NOTE 1 - DESCRIPTION OF THE SCHOOL DISTRICT

The Black River Local School District (the "District") is located in portions of Medina County, Ashland County and Lorain County in Northeast Ohio. The District includes all of the villages of Sullivan, Spencer, Homerville and portions of surrounding townships, covering approximately 125 square miles.

The District was organized in accordance with Sections 2 and 3, Article VI of the Constitution of the State of Ohio. Under such laws, there is no authority for a school district to have a charter or adopt local laws. The legislative power of the District is vested in the Board of Education, consisting of five members elected at large for staggered four-year terms.

The District operates 1 comprehensive school, serving grades K through 8, and 1 high school. Including administrators, the District employs 53 non-certified and 92 certified full-time and part-time employees to provide services to approximately 1,351 students in grades K through 12 and various community groups.

NOTE 2 - SUMMARY OF SIGNIFICANT ACCOUNTING POLICIES

The basic financial statements of the District have been prepared in conformity with accounting principles generally accepted in the United States of America (GAAP) as applied to governmental units. The Governmental Accounting Standards Board (GASB) is the accepted standard-setting body for establishing governmental accounting and financial reporting principles. The District's significant accounting policies are described below.

A. Reporting Entity

The reporting entity has been defined in accordance with GASB Statement No. 14, "The Financial Reporting Entity" as amended by GASB Statement No. 39, "Determining Whether Certain Organizations Are Component Units" and GASB Statement No. 61, "The Financial Reporting Entity: Omnibus an Amendment of GASB Statements No. 14 and No. 34". The reporting entity is composed of the primary government and component units. The primary government consists of all funds, departments, boards and agencies that are not legally separate from the District. For the District, this includes general operations, food service, and student related activities of the District.

Component units are legally separate organizations for which the District is financially accountable. The District is financially accountable for an organization if the District appoints a voting majority of the organization's Governing Board and (1) the District is able to significantly influence the programs or services performed or provided by the organization; or (2) the District is legally entitled to or can otherwise access the organization's resources; or (3) the District is legally obligated or has otherwise assumed the responsibility to finance the deficits of, or provide financial support to, the organization; or (4) the District is obligated for the debt of the organization. Component units may also include organizations that are fiscally dependent on the District in that the District approves the budget, the issuance of debt or the levying of taxes. Certain organizations are also included as component units if the nature and significance of the relationship between the primary government and the organization is such that exclusion by the primary government would render the primary government's financial statements incomplete or misleading. Based upon the application of these criteria, the District has no component units. The basic financial statements of the reporting entity include only those of the District (the primary government).

**BLACK RIVER LOCAL SCHOOL DISTRICT
MEDINA COUNTY, OHIO**

NOTES TO THE BASIC FINANCIAL STATEMENTS
FOR THE FISCAL YEAR ENDED JUNE 30, 2013

NOTE 2 - SUMMARY OF SIGNIFICANT ACCOUNTING POLICIES - (Continued)

The following organizations are described due to their relationship to the District:

JOINTLY GOVERNED ORGANIZATIONS

Medina County Career Center (MCCC)

The MCCC is a separate body politic and corporate, established by the Ohio Revised Code (ORC) to provide for the vocational and special education needs of students. The MCCC accepts non-tuition students from the District as a member school district; however, it is considered a separate political subdivision and is not considered to be part of the District. The Board of Education of the MCCC consists of representatives from the Board's of each participating school district. Financial information can be obtained by contacting the Treasurer of the Medina County Career Center, 1101 West Liberty Street, Medina, Ohio 44256-3842.

The Tri-County Computer Service Association (TCCSA)

TCCSA is a jointly governed organization comprised of 28 school districts, educational service centers, and community schools. The jointly governed organization was formed for the purpose of applying modern technology with the aid of computers and other electronic equipment to administrative and instructional functions for member districts. Each of the governments of these districts supports TCCSA based on per pupil charge dependent upon the software package utilized. The TCCSA assembly consists of a superintendent or designated representative from each participating district and a representative from the fiscal agent. TCCSA is governed by a board of directors chosen from the general membership of the TCCSA assembly. The board of directors consists of a representative from the fiscal agent, the chairman of each operating committee, and at least an assembly member from each county from which participating districts are located. Financial information can be obtained by contacting the Midland Council of Governments, 2125B Eagle Pass, Wooster, Ohio 44691.

PUBLIC ENTITY RISK POOL

Stark County School Council of Governments Health Benefit Plan

The Stark County School Council of Governments Health Benefit Plan (Council) is a shared risk pool created pursuant to State statute for the purpose of administering health care benefits. The Council is governed by an assembly which consists of one representative from each participating school district (usually the superintendent or designee). The assembly elects officers for one year terms to serve on the Board of Directors. The assembly exercises control over the operation of the Council. All Council revenues are generated from charges for services received from the participating school districts, based on the established premiums for the insurance plans. Each school district reserves the right to terminate the plan in whole or in part, at any time. If it is terminated, no further contributions will be made, but the benefits under the insurance contract shall be paid in accordance with the terms of the contract.

**BLACK RIVER LOCAL SCHOOL DISTRICT
MEDINA COUNTY, OHIO**

NOTES TO THE BASIC FINANCIAL STATEMENTS
FOR THE FISCAL YEAR ENDED JUNE 30, 2013

NOTE 2 - SUMMARY OF SIGNIFICANT ACCOUNTING POLICIES - (Continued)

Ohio School Plan

The District participates in the Ohio School Plan (the "Plan"), an insurance purchasing pool established under Section 2744.081 of the Ohio Revised Code. The Plan is an unincorporated nonprofit association of its members which enables the participants to provide for a formalized joint insurance purchasing program for maintaining adequate insurance protection and provides risk management programs and other administrative services. The Plan's business and affairs are conducted by a fifteen member board consisting of superintendents, treasurers, the president of Harcum-Schuett Insurance Agency, Inc., and a member of Hylant Group, Inc. Hylant Group, Inc. is the Plan's administrator and is responsible for processing claims. Harcum-Schuett Insurance Agency serves as the sales and marketing representative which establishes agreements between the Plan and its members. Financial information can be obtained from Harcum-Schuett Insurance Agency, 246 East Sycamore Street, Columbus, Ohio 43206.

B. Fund Accounting

The District uses funds to maintain its financial records during the year. A fund is defined as a fiscal and accounting entity with a self balancing set of accounts. There are three categories of funds: governmental, proprietary and fiduciary. The District has no proprietary funds.

GOVERNMENTAL FUNDS

Governmental funds are those through which most governmental functions typically are financed. Governmental fund reporting focuses on the sources, uses and balances of current financial resources. Expendable assets are assigned to the various governmental funds according to the purposes for which they may or must be used. Current liabilities are assigned to the fund from which they will be paid. The difference between governmental fund assets plus deferred outflows of resources and liabilities plus deferred inflows of resources is reported as fund balance. The following are the District's major governmental funds:

General fund - The general fund is used to account for and report all financial resources not accounted for and reported in another fund. The general fund balance is available for any purpose provided it is expended or transferred according to the general laws of Ohio.

Bond retirement fund - The bond retirement fund is used to account for and report the accumulation of resources that are restricted for payment of general obligation bond and principal and interest.

Other governmental funds of the District are used to account for (a) financial resources that are restricted, committed, or assigned to expenditures for capital outlays including the acquisition or construction of capital facilities and other capital assets, and (b) specific revenue sources that are restricted or committed to an expenditure for specified purposes other than debt service or capital projects.

**BLACK RIVER LOCAL SCHOOL DISTRICT
MEDINA COUNTY, OHIO**

NOTES TO THE BASIC FINANCIAL STATEMENTS
FOR THE FISCAL YEAR ENDED JUNE 30, 2013

NOTE 2 - SUMMARY OF SIGNIFICANT ACCOUNTING POLICIES - (Continued)

FIDUCIARY FUNDS

Fiduciary fund reporting focuses on net position and changes in net position. The fiduciary fund category is split into four classifications: pension trust funds, investment trust funds, private-purpose trust funds and agency funds. Trust funds are used to account for assets held by the District under a trust agreement for individuals, private organizations, or other governments and are therefore not available to support the District's own programs. The District's only trust funds are private-purpose trusts which account for scholarship programs for students. Agency funds are custodial in nature (assets equal liabilities) and do not involve measurement of results of operations. The District's agency fund accounts for student activities.

C. Basis of Presentation and Measurement Focus

Government-wide Financial Statements - The statement of net position and the statement of activities display information about the District as a whole. These statements include the financial activities of the primary government, except for fiduciary funds.

The government-wide statement of activities presents a comparison between direct expenses and program revenues for each function or program of the governmental activities of the District. Direct expenses are those that are specifically associated with a service, program or department and therefore clearly identifiable to a particular function. Program revenues include amounts paid by the recipient of goods or services offered by the program and grants and contributions that are restricted to meeting the operational or capital requirements of a particular program. Revenues not classified as program revenues are presented as general revenues of the District.

The government-wide financial statements are prepared using the economic resources measurement focus. All assets, deferred outflows of resources, liabilities, and deferred inflows of resources associated with the operation of the District are included on the statement of net position.

Fund Financial Statements - Fund financial statements report detailed information about the District. The focus of governmental fund financial statements is on major funds rather than reporting funds by type. Each major fund is presented in a separate column, and all nonmajor funds are aggregated into one column. Fiduciary funds are reported by fund type.

All governmental funds are accounted for using a flow of current financial resources measurement focus. With this measurement focus, only current assets, deferred outflows of resources, liabilities, and deferred inflows of resources generally are included on the balance sheet. The statement of revenues, expenditures and changes in fund balances reports on the sources (i.e., revenues and other financing sources) and uses (i.e., expenditures and other financing uses) of current financial resources. This approach differs from the manner in which the governmental activities of the government-wide financial statements are prepared. Governmental fund financial statements therefore include a reconciliation with brief explanations to better identify the relationship between the government-wide statements and the statements for governmental funds.

The private-purpose trust fund is reported using the economic resources measurement focus. Agency funds do not report a measurement focus as they do not report operations.

**BLACK RIVER LOCAL SCHOOL DISTRICT
MEDINA COUNTY, OHIO**

NOTES TO THE BASIC FINANCIAL STATEMENTS
FOR THE FISCAL YEAR ENDED JUNE 30, 2013

NOTE 2 - SUMMARY OF SIGNIFICANT ACCOUNTING POLICIES - (Continued)

D. Basis of Accounting

Basis of accounting determines when transactions are recorded in the financial records and reported on the financial statements. Government-wide financial statements are prepared using the accrual basis of accounting. Governmental funds use the modified accrual basis of accounting. Fiduciary funds also use the accrual basis of accounting.

Revenues - Exchange and Nonexchange Transactions - Revenue resulting from exchange transactions, in which each party gives and receives essentially equal value, are recorded on the accrual basis when the exchange takes place. On a modified accrual basis, revenue is recorded in the fiscal year in which the resources are measurable and become available. Available means that the resources will be collected within the current fiscal year or are expected to be collected soon enough thereafter to be used to pay liabilities of the current fiscal year. For the District, available means expected to be received within sixty days of fiscal year end.

Nonexchange transactions, in which the District receives value without directly giving equal value in return, include property taxes, grants, entitlements and donations. On an accrual basis, revenue from property taxes is recognized in the fiscal year for which the taxes are levied (see Note 6).

Revenue from grants, entitlements and donations is recognized in the fiscal year in which all eligibility requirements have been satisfied. Eligibility requirements include timing requirements, which specify the year when the resources are required to be used or the fiscal year when use is first permitted, matching requirements, in which the District must provide local resources to be used for a specified purpose and expenditure requirements, in which the resources are provided to the District on a reimbursement basis. On a modified accrual basis, revenue from nonexchange transactions must also be available before it can be recognized.

Under the modified accrual basis, the following revenue sources are considered to be both measurable and available at fiscal year end: property taxes available as an advance, shared sales taxes, grants, and student fees.

Deferred Inflows of Resources and Deferred Outflows of Resources - A deferred inflow of resources is an acquisition of net position by the District that is applicable to a future reporting period. A deferred outflow of resources is a consumption of net position by the District that is applicable to a future reporting period.

Property taxes for which there is an enforceable legal claim as of June 30, 2013, but which were levied to finance fiscal year 2014 operations, and other revenues received in advance of the fiscal year for which they were intended to finance, have been recorded as deferred inflows of resources. Grants not received within the available period, grants and entitlements received before the eligibility requirements are met, and delinquent property taxes due at June 30, 2013, are recorded as deferred inflows of resources on the governmental fund financial statements.

On governmental fund financial statements, receivables that will not be collected within the available period have been reported as deferred inflows of resources.

The District had no deferred outflows of resources at June 30, 2013.

**BLACK RIVER LOCAL SCHOOL DISTRICT
MEDINA COUNTY, OHIO**

NOTES TO THE BASIC FINANCIAL STATEMENTS
FOR THE FISCAL YEAR ENDED JUNE 30, 2013

NOTE 2 - SUMMARY OF SIGNIFICANT ACCOUNTING POLICIES - (Continued)

Expenses/Expenditures - On the accrual basis of accounting, expenses are recognized at the time they are incurred. The entitlement value of donated commodities received during the year is reported in the statement of revenues, expenditures and changes in fund balances as an expenditure with a corresponding amount reported as intergovernmental revenue.

The measurement focus of governmental fund accounting is on decreases in net financial resources (expenditures) rather than expenses. Expenditures are generally recognized in the accounting period in which the related fund liability is incurred, if measurable. Allocations of cost, such as depreciation and amortization, are not recognized in governmental funds.

E. Budgets

The District is required by State statute to adopt an annual appropriated cash basis budget for all funds. The specific timetable for fiscal year 2013 is as follows:

1. Prior to January 15, the Superintendent and Treasurer submit to the Board of Education a proposed operating budget for the fiscal year commencing the following July 1. The budget includes proposed expenditures and the means of financing for all funds. Public hearings are publicized and conducted to obtain taxpayers' comments. The purpose of this budget document is to reflect the need for existing (or increased) tax rates.
2. By no later than January 20, the Board-adopted budget is filed with the Medina County Budget Commission for tax rate determination.
3. Prior to April 1, the Board of Education accepts, by formal resolution, the tax rates as determined by the Budget Commission and receives the Commission's certificate of estimated resources which states the projected revenue of each fund. Prior to July 1, the District must revise its budget so that total contemplated expenditures from any fund during the ensuing year will not exceed the amount stated in the certificate of estimated resources. The revised budget then serves as a basis for the appropriation measure. On or about July 1, the certificate is amended to include any unencumbered balances from the preceding year as reported by the District Treasurer. The certificate may be further amended during the year if projected increases or decreases in revenue are identified by the District Treasurer. The budget figures, as shown in the accompanying budgetary statement, reflect the amounts set forth in the original and final certificate of estimated resources issued for fiscal year 2013.
4. By July 1, the annual appropriation resolution is legally enacted by the Board of Education at the fund level of expenditures, which is the legal level of budgetary control. State statute permits a temporary appropriation to be effective until no later than October 1 of each year. Resolution appropriations by fund must be within the estimated resources as certified by the County Budget Commission and the total of expenditures may not exceed the appropriation totals at the legal level of budgetary control. Although the legal level of budgeting control was established at the fund level of expenditures for the general fund, the District has elected to present its respective budgetary statement comparison at the fund and function level of expenditure.
5. Any revisions that alter the total of any fund appropriation must be approved by the Board of Education.

**BLACK RIVER LOCAL SCHOOL DISTRICT
MEDINA COUNTY, OHIO**

**NOTES TO THE BASIC FINANCIAL STATEMENTS
FOR THE FISCAL YEAR ENDED JUNE 30, 2013**

NOTE 2 - SUMMARY OF SIGNIFICANT ACCOUNTING POLICIES - (Continued)

6. Formal budgetary integration is employed as a management control device during the year for all funds consistent with the general obligation bond indenture and other statutory provisions.
7. Appropriations amounts are as originally adopted, or as amended by the Board of Education through the year by supplemental appropriations, which either reallocated or increased the original appropriated amounts. All supplemental appropriations were legally enacted by the Board prior to June 30, 2013. The budget figures, as shown in the accompanying budgetary statement, reflect the original and final appropriation amounts including all amendments and modifications.
8. Unencumbered appropriations lapse at year end. Encumbered appropriations are carried forward to the succeeding fiscal year and need not be reappropriated. Expenditures may not legally exceed budgeted appropriations at the fund level.

F. Cash and Investments

To improve cash management, cash received by the District is pooled. Monies for all funds are maintained in this pool. Individual fund integrity is maintained through the District's records. Each fund's interest in the pool is presented as "equity in pooled cash and cash equivalents" on the basic financial statements.

During fiscal year 2013, investments were limited to nonnegotiable certificates of deposit. Nonparticipating investment contracts, such as nonnegotiable certificates of deposit, are reported at cost.

Under existing Ohio statutes all investment earnings are assigned to the general fund unless statutorily required to be credited to a specific fund. By policy of the Board of Education, investment earnings are assigned to the general fund and the private-purpose trust funds. Interest revenue credited to the general fund during fiscal year 2013 amounted to \$18,519, which includes \$15,132 assigned from other District funds.

For presentation on the basic financial statements, investments of the cash management pool and investments with original maturities of three months or less at the time they are purchased by the District are considered to be cash equivalents. Investments with an initial maturity of more than three months are reported as investments.

An analysis of the District's investment account at year end is provided in Note 4.

G. Inventory

On government-wide financial statements, purchased inventories are presented at the lower of cost or market and donated commodities are presented at their entitlement value. Inventories are recorded on a first-in, first-out basis and are expensed when used. Inventories are accounted for using the consumption method on the government wide and fund financial statements.

Inventory consists of expendable supplies held for consumption, donated food and purchased food.

**BLACK RIVER LOCAL SCHOOL DISTRICT
MEDINA COUNTY, OHIO**

NOTES TO THE BASIC FINANCIAL STATEMENTS
FOR THE FISCAL YEAR ENDED JUNE 30, 2013

NOTE 2 - SUMMARY OF SIGNIFICANT ACCOUNTING POLICIES - (Continued)

H. Capital Assets

General capital assets are those assets specifically related to governmental activities. These assets generally result from expenditures in the governmental funds. These assets are reported in the governmental activities column of the government-wide statement of net position, but are not reported in the fund financial statements.

All capital assets are capitalized at cost (or estimated historical cost) and updated for additions and retirements during the year. Donated capital assets are recorded at their fair market values as of the date received. The District maintains a capitalization threshold of \$5,000. The District does not possess any infrastructure. Improvements are capitalized; the costs of normal maintenance and repairs that do not add to the value of the asset or materially extend an asset's life are not.

All reported capital assets except land are depreciated. Improvements are depreciated over the remaining useful lives of the related capital assets. Depreciation is computed using the straight-line method over the following useful lives:

<u>Description</u>	<u>Governmental Activities Estimated Lives</u>
Land improvements	20 years
Buildings and improvements	20 - 50 years
Furniture, fixtures and equipment	5 - 20 years
Vehicles	6- 10 years

I. Interfund Balances

On the fund financial statements, long-term receivables and payables resulting from interfund loans are classified as "loans receivable/payable". These amounts are eliminated on the governmental-wide statement of net position.

J. Compensated Absences

Compensated absences of the District consist of vacation leave and sick leave liabilities to the extent that payments to the employee for these absences are attributable to services already rendered and are not contingent on a specific event that is outside the control of the District and the employee.

In accordance with the provisions of GASB Statement No. 16, "Accounting for Compensated Absences", a liability for vacation leave is accrued if a) the employees' rights to payment are attributable to services already rendered; and b) it is probable that the employer will compensate the employees for the benefits through paid time off or other means, such as cash payment at termination or retirement. A liability for sick leave is accrued using the vesting method; i.e., the liability is based on the sick leave accumulated at the balance sheet date by those employees who are currently eligible to receive termination (severance) payments, as well as those employees expected to become eligible to retire in the future. For purposes of establishing a liability for severance on employees expected to become eligible to retire in the future, employees age fifty seven or greater with two years of service, age fifty two or greater with seven years of service or any age with twenty seven years of service were considered expected to become eligible to retire in accordance with GASB Statement No. 16.

**BLACK RIVER LOCAL SCHOOL DISTRICT
MEDINA COUNTY, OHIO**

NOTES TO THE BASIC FINANCIAL STATEMENTS
FOR THE FISCAL YEAR ENDED JUNE 30, 2013

NOTE 2 - SUMMARY OF SIGNIFICANT ACCOUNTING POLICIES - (Continued)

The total liability for vacation and sick leave payments has been calculated using pay rates in effect at June 30, 2013, and reduced to the maximum payment allowed by labor contract and/or statute, plus any additional salary related payments.

The entire compensated absence liability is reported on the government-wide financial statements.

For governmental fund financial statements, the current portion of unpaid compensated absences is the amount expected to be paid using expendable available resources. These amounts are recorded in the account "compensated absences payable" in the fund from which the employees who have accumulated unpaid leave are paid. The noncurrent portion of the liability is not reported.

K. Accrued Liabilities and Long-Term Obligations

All payables, accrued liabilities and long-term obligations are reported in the government-wide financial statements.

In general, governmental fund payables and accrued liabilities that, once incurred, are paid in a timely manner and in full from current financial resources, are reported as obligations of the funds; however, compensated absences that will be paid from governmental funds are reported as a liability in the fund financial statements only to the extent that they are due for payment during the current year. Bonds and capital leases are recognized as a liability on the fund financial statements when due.

L. Fund Balance

Fund balance is divided into five classifications based primarily on the extent to which the District is bound to observe constraints imposed upon the use of the resources in the governmental funds. The classifications are as follows:

Nonspendable - The nonspendable fund balance classification includes amounts that cannot be spent because they are not in spendable form or legally required to be maintained intact. The "not in spendable form" criterion includes items that are not expected to be converted to cash. It also includes the long-term amount of loans receivable in the general fund.

Restricted - Fund balance is reported as restricted when constraints are placed on the use of resources that are either externally imposed by creditors (such as through debt covenants), grantors, contributors, or laws or regulations of other governments, or imposed by law through constitutional provisions or enabling legislation.

Committed - The committed fund balance classification includes amounts that can be used only for the specific purposes imposed by a formal action (resolution) of the District Board of Education (the highest level of decision making authority). Those committed amounts cannot be used for any other purpose unless the District Board of Education removes or changes the specified use by taking the same type of action (resolution) it employed to previously commit those amounts. Committed fund balance also incorporates contractual obligations to the extent that existing resources in the fund have been specifically committed for use in satisfying those contractual requirements.

**BLACK RIVER LOCAL SCHOOL DISTRICT
MEDINA COUNTY, OHIO**

NOTES TO THE BASIC FINANCIAL STATEMENTS
FOR THE FISCAL YEAR ENDED JUNE 30, 2013

NOTE 2 - SUMMARY OF SIGNIFICANT ACCOUNTING POLICIES - (Continued)

Assigned - Amounts in the assigned fund balance classification are intended to be used by the District for specific purposes but do not meet the criteria to be classified as restricted nor committed. In governmental funds other than the general fund, assigned fund balance represents the remaining amount that is not restricted or committed. In the general fund, assigned amounts represent intended uses established by policies of the District's Board of Education, which includes giving the Treasurer the authority to constrain monies for intended purposes.

Unassigned - Unassigned fund balance is the residual classification for the general fund and includes all spendable amounts not contained in the other classifications. In other governmental funds, the unassigned classification is only used to report a deficit fund balance resulting from overspending for specific purposes for which amounts had been restricted, committed, or assigned.

The District applies restricted resources first when expenditures are incurred for purposes for which restricted and unrestricted (committed, assigned, and unassigned) fund balance is available. Similarly, within unrestricted fund balance, committed amounts are reduced first followed by assigned, and then unassigned amounts when expenditures are incurred for purposes for which amounts in any of the unrestricted fund balance classifications could be used.

M. Net Position

Net position represents the difference between assets plus deferred outflows of resources and liabilities plus deferred inflows of resources. The net position component "net investment in capital assets," consists of capital assets, net of accumulated depreciation, reduced by the outstanding balances of any borrowing used for the acquisition, construction or improvement of those assets. Net position is reported as restricted when there are limitations imposed on its use either through the enabling legislation adopted by the District or through external restrictions imposed by creditors, grantors or laws or regulations of other governments.

The District applies restricted resources first when an expense is incurred for purposes for which both restricted and unrestricted net position is available.

N. Prepayments

Certain payments to vendors reflect the costs applicable to future accounting periods and are recorded as prepaid items in both government-wide and fund financial statements. These items are reported as assets on the balance sheet using the consumption method. A current asset for the prepaid amounts is recorded at the time of the purchase and the expenditure/expense is reported in the year in which services are consumed. At fiscal year end, because prepayments are not available to finance future governmental fund expenditures, a nonspendable fund balance equal to the carrying value of the asset is recorded on the fund financial statements.

O. Estimates

The preparation of the basic financial statements in conformity with GAAP requires management to make estimates and assumptions that affect the amounts reported in the basic financial statements and accompanying notes. Actual results may differ from those estimates.

**BLACK RIVER LOCAL SCHOOL DISTRICT
MEDINA COUNTY, OHIO**

NOTES TO THE BASIC FINANCIAL STATEMENTS
FOR THE FISCAL YEAR ENDED JUNE 30, 2013

NOTE 2 - SUMMARY OF SIGNIFICANT ACCOUNTING POLICIES - (Continued)

P. Interfund Activity

Exchange transactions between funds are reported as revenues in the seller funds and as expenditures/expenses in the purchaser funds. Flows of cash or goods from one fund to another without a requirement for repayment are reported as interfund transfers. Interfund transfers are reported as other financing sources/uses in governmental funds. Repayments from funds responsible for particular expenditures/expenses to the funds that initially paid for them are not presented on the basic financial statements.

Q. Extraordinary and Special Items

Extraordinary items are transactions or events that are both unusual in nature and infrequent in occurrence. Special items are transactions or events that are within the control of the Board of Education and that are either unusual in nature or infrequent in occurrence. Neither type of transaction occurred during fiscal year 2013.

NOTE 3 - ACCOUNTABILITY AND COMPLIANCE

A. Change in Accounting Principles

For fiscal year 2013, the District has implemented GASB Statement No. 60, "Accounting and Financial Reporting for Service Concession Arrangements", GASB Statement No. 61, "The Financial Reporting Entity: Omnibus an Amendment of GASB Statements No. 14 and No. 34", GASB Statement No. 62, "Codification of Accounting and Financial Reporting Guidance Contained in Pre-November 30, 1989 FASB and AICPA pronouncements", GASB Statement No. 63, "Financial Reporting of Deferred Outflows of Resources, Deferred Inflows of Resources, and Net Position", GASB Statement No. 65, "Items Previously Reported as Assets and Liabilities", and GASB Statement No. 66, "Technical Corrections - 2012".

GASB Statement No. 60 addresses issues related to service concession arrangements (SCAs), which are a type of public-private or public-public partnership. An SCA is an arrangement between a transferor (a government) and an operator (governmental or nongovernmental entity) in which (1) the transferor conveys to an operator the right and related obligation to provide services through the use of infrastructure or another public asset in exchange for significant consideration and (2) the operator collects and is compensated by fees from third parties. The implementation of GASB Statement No. 60 did not have an effect on the financial statements of the District.

GASB Statement No. 61 modifies certain requirements for inclusion of component units in the financial reporting entity. The Statement amends the criteria for reporting component units as if they were part of the primary government in certain circumstances. Finally, the Statement also clarifies the reporting of equity interests in legally separate organizations. The implementation of GASB Statement No. 61 did not have an effect on the financial statements of the District.

GASB Statement No. 62 codifies accounting and financial reporting guidance contained in pre-November 30, 1989 Financial Accounting Standards Board and American Institute of Certified Public Accountants pronouncements in an effort to codify all sources of GAAP for State and local governments so that they derive from a single source. The implementation of GASB Statement No. 62 did not have an effect on the financial statements of the District.

**BLACK RIVER LOCAL SCHOOL DISTRICT
MEDINA COUNTY, OHIO**

NOTES TO THE BASIC FINANCIAL STATEMENTS
FOR THE FISCAL YEAR ENDED JUNE 30, 2013

NOTE 3 - ACCOUNTABILITY AND COMPLIANCE - (Continued)

GASB Statement No. 63 provides financial and reporting guidance for *deferred outflows of resources* and *deferred inflows of resources* which are financial statement elements that are distinct from assets and liabilities. GASB Statement No. 63 standardizes the presentation of deferred outflows of resources and deferred inflows of resources and their effects on a government's *net position*. The implementation of GASB Statement No. 63 has changed the presentation of the District's financial statements to incorporate the concepts of net position, deferred outflows of resources and deferred inflows of resources.

GASB Statement No. 65 establishes accounting and financial reporting standards that reclassify, as *deferred outflows of resources* or *deferred inflows of resources*, certain items that were previously reported as assets and liabilities and recognizes, as outflows of resources or inflows of resources, certain items that were previously reported as assets and liabilities. GASB Statement No. 65 also provides other financial reporting guidance related to the impact of the financial statement elements *deferred outflows of resources* and *deferred inflows of resources*, such as changes in the determination of the major fund calculations and limiting the use of the term *deferred* in financial statement presentations. The implementation of GASB Statement No. 65 affected the District's financial statements to present property taxes levied for the subsequent year and revenues on the governmental fund financial statements not available to finance current period expenditures as deferred inflows of resources rather than liabilities and had the following effect on net position at July 1, 2012:

	Governmental Activities
Net assets as previously reported	\$ 7,166,112
Removal of unamortized bond issuance costs	(13,088)
Net position at July 1, 2012	\$ 7,153,024

GASB Statement No. 66 enhances the usefulness of financial reports by resolving conflicting accounting and financial reporting guidance that could diminish the consistency of financial reporting. The implementation of GASB Statement No. 66 did not have an effect on the financial statements of the District.

B. Deficit Fund Balances

Fund balances at June 30, 2013 included the following individual fund deficits:

Major governmental fund	Deficit
General fund	\$ 383,426
Nonmajor governmental funds	
Food service	37,759
District managed student activity	19,519
Special education IDEA Part-B	29,196
Title I disadvantaged children	58,008
Title II-A, improving teacher quality	1,110

The deficit fund balances resulted from adjustments for accrued liabilities.

**BLACK RIVER LOCAL SCHOOL DISTRICT
MEDINA COUNTY, OHIO**

NOTES TO THE BASIC FINANCIAL STATEMENTS
FOR THE FISCAL YEAR ENDED JUNE 30, 2013

NOTE 4 - DEPOSITS AND INVESTMENTS

State statutes classify monies held by the District into three categories.

Active deposits are public deposits necessary to meet current demands on the treasury. Such monies must be maintained either as cash in the District treasury, in commercial accounts payable or withdrawable on demand, including negotiable order of withdrawal (NOW) accounts, or in money market deposit accounts.

Inactive deposits are public deposits that the Board of Education has identified as not required for use within the current five year period of designation of depositories. Inactive deposits must either be evidenced by certificates of deposit maturing not later than the end of the current period of designation of depositories, or by savings or deposit accounts including, but not limited to, passbook accounts.

Interim deposits are deposits of interim monies. Interim monies are those monies which are not needed for immediate use, but which will be needed before the end of the current period of designation of depositories.

Interim deposits must be evidenced by time certificates of deposit maturing not more than one year from the date of deposit or by savings or deposit accounts including passbook accounts.

Interim monies may be deposited or invested in the following securities:

1. United States Treasury Notes, Bills, Bonds, or any other obligation or security issued by the United States Treasury or any other obligation guaranteed as to principal and interest by the United States;
2. Bonds, notes, debentures, or any other obligations or securities issued by any federal government agency or instrumentality, including, but not limited to, the Federal National Mortgage Association, Federal Home Loan Bank, Federal Farm Credit Bank, Federal Home Loan Mortgage Corporation, Government National Mortgage Association, and Student Loan Marketing Association. All federal agency securities shall be direct issuances of federal government agencies or instrumentalities;
3. Written repurchase agreements in the securities listed above provided that the market value of the securities subject to the repurchase agreement must exceed the principal value of the agreement by at least two percent and be marked to market daily, and that the term of the agreement must not exceed thirty days;
4. Bonds and other obligations of the State of Ohio;
5. No-load money market mutual funds consisting exclusively of obligations described in items (1) and (2) above and repurchase agreements secured by such obligations, provided that investments in securities described in this division are made only through eligible institutions;
6. The State Treasury Asset Reserve of Ohio (STAR Ohio);
7. Certain banker's acceptance and commercial paper notes for a period not to exceed one-hundred-eighty days from the purchase date in an amount not to exceed twenty-five percent of the interim monies available for investment at any one time; and,
8. Under limited circumstances, corporate debt interests rated in either of the two highest classifications by at least two nationally recognized rating agencies.

**BLACK RIVER LOCAL SCHOOL DISTRICT
MEDINA COUNTY, OHIO**

NOTES TO THE BASIC FINANCIAL STATEMENTS
FOR THE FISCAL YEAR ENDED JUNE 30, 2013

NOTE 4 - DEPOSITS AND INVESTMENTS - (Continued)

Protection of the District's deposits is provided by the Federal Deposit Insurance Corporation (FDIC), by eligible securities pledged by the financial institution as security for repayment, by surety company bonds deposited with the Treasurer by the financial institution or by a single collateral pool established by the financial institution to secure the repayment of all public monies deposited with the institution.

Investments in stripped principal or interest obligations, reverse repurchase agreements and derivatives are prohibited. The issuance of taxable notes for the purpose of arbitrage, the use of leverage and short selling are also prohibited. An investment must mature within five years from the date of purchase unless matched to a specific obligation or debt of the District and must be purchased with the expectation that it will be held to maturity. Investments may only be made through specified dealers and institutions. Payment for investments may be made only upon delivery of the securities representing the investments to the Treasurer or, if the securities are not represented by a certificate, upon receipt of confirmation of transfer from the custodian.

A. Cash on Hand

At fiscal year end, the District had \$125 in undeposited cash on hand which is included on the financial statements of the District as part of "equity in pooled cash and cash equivalents".

B. Deposits with Financial Institutions

At June 30, 2013, the carrying amount of all District deposits was \$1,368,840. Based on the criteria described in GASB Statement No. 40, "*Deposits and Investment Risk Disclosures*", as of June 30, 2013, \$1,095,741 of the District's bank balance of \$1,379,010 was exposed to custodial risk as discussed below, while \$283,269 was covered by the FDIC.

Custodial Credit Risk: Custodial credit risk is the risk that, in the event of bank failure, the District's deposits may not be returned. All deposits are collateralized with eligible securities in amounts equal to at least 105% of the carrying value of the deposits. Such collateral, as permitted by the Ohio Revised Code, is held in single financial institution collateral pools at Federal Reserve Banks, or at member banks of the federal reserve system, in the name of the respective depository bank and pledged as a pool of collateral against all of the public deposits it holds or as specific collateral held at the Federal Reserve Bank in the name of the District. The District has no deposit policy for custodial credit risk beyond the requirements of State statute. Although the securities were held by the pledging institutions' trust department and all statutory requirements for the deposit of money had been followed, noncompliance with federal requirements could potentially subject the District to a successful claim by the FDIC.

Interest Rate Risk: As a means of limiting its exposure to fair value losses arising from rising interest rates and according to State law, the District's investment policy limits investment portfolio maturities to five years or less.

**BLACK RIVER LOCAL SCHOOL DISTRICT
MEDINA COUNTY, OHIO**

NOTES TO THE BASIC FINANCIAL STATEMENTS
FOR THE FISCAL YEAR ENDED JUNE 30, 2013

NOTE 4 - DEPOSITS AND INVESTMENTS - (Continued)

C. Reconciliation of Cash and Investments to the Statement of Net Position

The following is a reconciliation of cash and investments as reported in the note above to cash and investments as reported on the statement of net position as of June 30, 2013:

<u>Cash and cash equivalents per note</u>	
Carrying amount of deposits	\$ 1,368,840
Cash on hand	<u>125</u>
Total	<u>\$ 1,368,965</u>
 <u>Cash and investments per statement of net position</u>	
Governmental activities	\$ 1,295,954
Private-purpose trust funds	37,510
Agency fund	<u>35,501</u>
Total	<u>\$ 1,368,965</u>

NOTE 5 - INTERFUND TRANSACTIONS

A. Interfund balances at June 30, 2013, as reported on the fund financial statements, consist of the following loans receivable and payable:

<u>Receivable fund</u>	<u>Payable fund</u>	<u>Amount</u>
General fund	Nonmajor governmental funds	<u>\$ 14,047</u>

The primary purpose of the loans is to cover costs incurred in the nonmajor governmental funds. Interfund balances between governmental funds are eliminated on the statement of net position.

B. Interfund transfers for the year ended June 30, 2013, consisted of the following, as reported on the fund financial statements:

<u>Transfers from the general fund to:</u>	<u>Amount</u>
Nonmajor governmental funds	<u>\$ 117,181</u>

Interfund transfers between governmental funds are eliminated for reporting in the statement of activities.

**BLACK RIVER LOCAL SCHOOL DISTRICT
MEDINA COUNTY, OHIO**

**NOTES TO THE BASIC FINANCIAL STATEMENTS
FOR THE FISCAL YEAR ENDED JUNE 30, 2013**

NOTE 6 - PROPERTY TAXES

Property taxes are levied and assessed on a calendar year basis while the District fiscal year runs from July through June. First half tax collections are received by the District in the second half of the fiscal year. Second half tax distributions occur in the first half of the following fiscal year.

Property taxes include amounts levied against all real property and public utility property. Real property tax revenues received in calendar year 2013 represent the collection of calendar year 2012 taxes. Real property taxes received in calendar year 2013 were levied after April 1, 2012, on the assessed values as of January 1, 2012, the lien date. Assessed values for real property taxes are established by State statute at 35 percent of appraised market value. Real property taxes are payable annually or semiannually. If paid annually, payment is due December 31; if paid semiannually, the first payment is due December 31, with the remainder payable by June 20. Under certain circumstances, State statute permits alternate payment dates to be established. Public utility property tax revenues received in calendar year 2013 represent the collection of calendar year 2012 taxes. Public utility real and personal property taxes received in calendar year 2013 became a lien on December 31, 2011, were levied after April 1, 2012, and are collected with real property taxes. Public utility real property is assessed at 35 percent of true value; public utility tangible personal property is currently assessed at varying percentages of true value.

The District receives property taxes from Ashland, Lorain, and Medina Counties. The County Auditors periodically advance to the District its portion of the taxes collected. Second-half real property tax payments collected by the Counties by June 30, 2013, are available to finance fiscal year 2013 operations. The amount available as an advance at June 30, 2013 was \$535,134 in the general fund and \$54,319 in the bond retirement fund. This amount is recorded as revenue. The amount available for advance at June 30, 2012 was \$439,707 in the general fund and \$52,481 in the bond retirement fund. The amount of second-half real property taxes available for advance at fiscal year-end can vary based on the date the tax bills are sent.

Accrued property taxes receivable includes real property, public utility property and delinquent tangible personal property taxes which are measurable as of June 30, 2013 and for which there is an enforceable legal claim. Although total property tax collections for the next fiscal year are measurable, only the amount of real property taxes available as an advance at June 30 was levied to finance current fiscal year operations and is reported as revenue at fiscal year end. The portion of the receivable not levied to finance current fiscal year operations is offset by a credit to deferred inflows of resources.

On the accrual basis of accounting, collectible delinquent property taxes have been recorded as a receivable and revenue, while on a modified accrual basis of accounting the revenue has been reported as a deferred inflow of resources.

**BLACK RIVER LOCAL SCHOOL DISTRICT
MEDINA COUNTY, OHIO**

NOTES TO THE BASIC FINANCIAL STATEMENTS
FOR THE FISCAL YEAR ENDED JUNE 30, 2013

NOTE 6 - PROPERTY TAXES - (Continued)

The assessed values upon which the fiscal year 2013 taxes were collected are:

	2012 Second Half Collections		2013 First Half Collections	
	Amount	Percent	Amount	Percent
Agricultural/residential and other real estate	\$ 175,902,400	93.57	\$ 175,033,520	93.20
Public utility personal	12,078,930	6.43	12,772,130	6.80
Total	\$ 187,981,330	100.00	\$ 187,805,650	100.00
Tax rate per \$1,000 of assessed valuation	\$46.00		\$46.00	

NOTE 7 - SHARED SALES TAX REVENUE

During 2007, the voters of Medina County passed an additional one-half percentage tax to be used for capital improvements at all school districts within the County. Collection began in October 2007. Vendor collections of the tax are paid to the State Treasurer by the twenty-third day of the month following collection. The State Tax Commissioner certifies to the State Auditor the amount of the tax to be returned to the County. The County then allocates this tax to the school districts within the County based on the student enrollment number. During fiscal year 2013, the District recorded shared sales tax revenue of \$228,608 in the capital grants fund (a nonmajor governmental fund).

NOTE 8 - RECEIVABLES

Receivables at June 30, 2013 consisted of taxes, shared sales taxes, accounts, and intergovernmental grants and entitlements. All receivables are considered collectible in full due to the ability to foreclose for the nonpayment of taxes, the stable condition of state programs and the current year guarantee of federal funds. A summary of the principal items of receivables reported on the statement of net position follows:

Governmental activities:	
Property taxes	\$ 4,390,019
Shared sales taxes	114,743
Accounts	805
Intergovernmental	198,375
Total	\$ 4,703,942

Receivables have been disaggregated on the face of the basic financial statements. All receivables are expected to be collected within the subsequent year.

**BLACK RIVER LOCAL SCHOOL DISTRICT
MEDINA COUNTY, OHIO**

NOTES TO THE BASIC FINANCIAL STATEMENTS
FOR THE FISCAL YEAR ENDED JUNE 30, 2013

NOTE 9 - CAPITAL ASSETS

Capital asset activity for fiscal year 2013 is as follows:

Governmental activities:	Balance June 30, 2012	Additions	Deductions	Balance June 30, 2013
<i>Capital assets, not being depreciated:</i>				
Land	\$ 437,361	\$ -	\$ -	\$ 437,361
Total capital assets, not being depreciated	<u>437,361</u>	<u>-</u>	<u>-</u>	<u>437,361</u>
<i>Capital assets, being depreciated:</i>				
Land improvements	1,393,841	-	-	1,393,841
Building and improvements	13,416,118	-	-	13,416,118
Furniture, fixtures and equipment	1,263,410	18,370	(49,254)	1,232,526
Vehicles	1,003,494	141,950	(116,122)	1,029,322
Total capital assets, being depreciated	<u>17,076,863</u>	<u>160,320</u>	<u>(165,376)</u>	<u>17,071,807</u>
<i>Less: accumulated depreciation:</i>				
Land improvements	(989,792)	(67,813)	-	(1,057,605)
Building and improvements	(5,248,005)	(321,113)	-	(5,569,118)
Furniture, fixtures and equipment	(1,043,576)	(45,079)	24,627	(1,064,028)
Vehicles	(716,314)	(72,118)	116,122	(672,310)
Total accumulated depreciation	<u>(7,997,687)</u>	<u>(506,123)</u>	<u>140,749</u>	<u>(8,363,061)</u>
Governmental activities capital assets, net	<u>\$ 9,516,537</u>	<u>\$ (345,803)</u>	<u>\$ (24,627)</u>	<u>\$ 9,146,107</u>

Depreciation expense was charged to governmental functions as follows:

<u>Instruction:</u>	
Regular	\$ 179,774
Special	22,951
Vocational	40,584
<u>Support services:</u>	
Pupil	17,213
Instructional staff	7,235
Administration	75,729
Fiscal	
Operations and maintenance	17,490
Pupil transportation	84,418
<u>Operation of non-instructional services:</u>	
Food service operations	16,663
Extracurricular activities	<u>44,066</u>
Total depreciation expense	<u>\$ 506,123</u>

**BLACK RIVER LOCAL SCHOOL DISTRICT
MEDINA COUNTY, OHIO**

NOTES TO THE BASIC FINANCIAL STATEMENTS
FOR THE FISCAL YEAR ENDED JUNE 30, 2013

NOTE 10 - CAPITAL LEASES - LESSEE DISCLOSURE

In previous years the District entered into capitalized leases for copier equipment. These lease agreements meet the criteria to be reported as a capital lease. Capital lease payments have been reclassified and are reflected as general fund expenditures on the statement of revenues, expenditures and changes in fund balances of the governmental funds. These expenditures are reported as function expenditures on the budgetary statements.

Principal payments to retire the District's capital lease obligations during fiscal year 2013 totaled \$11,170 and were paid by the general fund.

NOTE 11 - LONG-TERM OBLIGATIONS

A. During the fiscal year 2013, the following changes occurred in governmental activities long-term obligations:

Governmental activities:	Balance Outstanding 6/30/12	Additions	Reductions	Balance Outstanding 6/30/13	Amounts Due in One Year
Series 2011 School Improvement Refunding Bonds - current interest	\$ 2,820,000	\$ -	\$ (320,000)	\$ 2,500,000	\$ 325,000
Capital lease obligations	11,170	-	(11,170)	-	-
Compensated absences	<u>559,217</u>	<u>97,181</u>	<u>(228,510)</u>	<u>427,888</u>	<u>138,253</u>
Total governmental activities	<u>\$ 3,390,387</u>	<u>\$ 97,181</u>	<u>\$ (559,680)</u>	<u>\$ 2,927,888</u>	<u>\$ 463,253</u>

Capital lease obligations: See Note 10 for detail on the District's capital lease obligations.

Compensated Absences: Compensated absences will be paid from the fund from which the employee's salary is paid which, for the District, is primarily the general fund.

Series 2011 School Improvement Refunding Bonds: On April 1, 2001, the District issued general obligation bonds (Series 2001 School Improvement Refunding Bonds) to advance refund the callable portion of the previously issued Series 1994 School Improvement General Obligation Bonds (principal \$4,780,000; interest rate ranging from 4.35% to 4.90%; stated maturity December 1, 2019). \$5,225,581 of the issuance proceeds were used to purchase securities which were placed in an irrevocable trust to provide resources for all future debt service payments on the refunded debt, which was called for redemption on December 1, 2004, at a cost of 102% of par value, plus accrued interest. This refunded debt is considered defeased (in-substance).

On May 30, 2011, the District issued par value \$3,130,000 general obligation bonds (Series 2011 School Improvement Refunding Bonds) to refund the callable Series 2001 School Improvement Refunding Bond. This refunded debt is considered defeased (in-substance). The interest rate on the current interest bonds is 3.00%. Interest payments on the current interest bonds are due on June 1 and December 1 of each year. The final maturity stated on the issue is December 1, 2019.

**BLACK RIVER LOCAL SCHOOL DISTRICT
MEDINA COUNTY, OHIO**

NOTES TO THE BASIC FINANCIAL STATEMENTS
FOR THE FISCAL YEAR ENDED JUNE 30, 2013

NOTE 11 - LONG-TERM OBLIGATIONS - (Continued)

Principal and interest requirements to retire Series 2011 School Improvement Refunding Bonds outstanding at June 30, 2013 are as follows:

Fiscal Year Ending	Current Interest Bonds			
	June 30	Principal	Interest	Total
2014	\$	325,000	\$ 70,125	\$ 395,125
2015		335,000	60,225	395,225
2016		345,000	50,025	395,025
2017		355,000	39,525	394,525
2018		370,000	28,650	398,650
2019 - 2020		770,000	23,250	793,250
Total	\$	<u>2,500,000</u>	\$ <u>271,800</u>	\$ <u>2,771,800</u>

B. Legal Debt Margin

The Ohio Revised Code provides that voted net general obligation debt of the District shall never exceed 9% of the total assessed valuation of the District. The code further provides that unvoted indebtedness shall not exceed 1/10 of 1% of the property valuation of the District. The code additionally states that unvoted indebtedness related to energy conservation debt shall not exceed 9/10 of 1% of the property valuation of the District. The assessed valuation used in determining the District's legal debt margin has been modified by House Bill 530 which became effective March 30, 2006. In accordance with House Bill 530, the assessed valuation used in the District's legal debt margin calculation excluded tangible personal property used in business, telephone or telegraph property, interexchange telecommunications company property, and personal property owned or leased by a railroad company and used in railroad operations. The effects of these debt limitations at June 30, 2013, are a voted debt margin of \$15,193,552 (including available funds of \$791,043) and an unvoted debt margin of \$187,806.

NOTE 12 - OTHER EMPLOYEE BENEFITS

A. Compensated Absences

The criteria for determining vacation and sick leave benefits are derived from negotiated agreements and State laws. Classified employees earn ten to thirty days of vacation per year, depending upon length of service. Vacation credit is earned one year and taken in the next. An employee may elect to carry over credit from one year to the next but may not schedule or accumulate more than five weeks in any one calendar year. Accumulated unused sick time is paid to classified employees upon termination of employment. Teachers do not earn vacation time.

Each employee earns sick leave at the rate of one and one-fourth days per month. Upon retirement, payment is made for twenty-five percent of the total sick leave accumulation, up to a maximum accumulation of seventy-two days for both certified and classified employees with ten or more years of service with the District. An employee receiving such payment must meet the retirement provisions set by STRS Ohio and SERS.

**BLACK RIVER LOCAL SCHOOL DISTRICT
MEDINA COUNTY, OHIO**

NOTES TO THE BASIC FINANCIAL STATEMENTS
FOR THE FISCAL YEAR ENDED JUNE 30, 2013

NOTE 12 - OTHER EMPLOYEE BENEFITS - (Continued)

B. Health Insurance

The District is a member of the Stark County Schools Council of Governments Health Benefit Plan (the "Council"); a public entity risk pool that currently operates as a common risk management and health insurance program for member school districts. The District pays a monthly premium to the pool for health, prescription drug, and dental coverage. The pool agreement provides that the Council will be self-sustaining through member premiums, and the pool has purchased stop-loss coverage from private insurance carriers to cover claims in excess of \$200,000 for any employee in a year or to cover aggregate claims in excess of 120% of the prior year's total claims. Individual coverage per person cannot exceed \$1,000,000 in claims during his or her lifetime.

NOTE 13 - RISK MANAGEMENT

A. Comprehensive

The District is exposed to various risks of loss related to torts, theft of, damage to, and destruction of assets, injuries to employees and natural disasters. During fiscal year 2013, the District purchased insurance coverage through the Ohio School Plan (see below).

B. Ohio School Plan

The District is a member of the Ohio School Plan, an unincorporated non-profit association providing a formalized, jointly administered self-insurance risk management program and other administrative services to approximately 260 participating Ohio schools ("Members").

Pursuant to Section 2744.081 of the Ohio Revised Code, the Ohio School Plan is deemed a separate legal entity. The Ohio School Plan provides property, general liability, educator's legal liability, automobile and violence coverages, modified for each member's needs. The Ohio School Plan pays judgments, settlements and other expenses resulting from covered claims that exceed the member's specific deductible.

The Ohio School Plan issues its own policies and reinsures the School Plan with reinsurances carriers. Only if the Ohio School Plan's paid liability loss ratio exceeds 65 percent and is less than 80 percent does the Ohio School Plan contribute to paid claims (see the Ohio School Plan's audited financial statements on the website for more details). The individual members are responsible for their self-retention (deductible) amounts, which vary from member to member.

The Ohio School Plan's audited financial statements conform with generally accepted accounting principles, and reported the following assets, liabilities and retained earnings at December 31, 2012, 2011 and 2010:

	<u>2012</u>	<u>2011</u>	<u>2010</u>
Assets	\$ 5,351,369	\$ 4,280,876	\$ 3,859,753
Liabilities	2,734,952	1,812,420	1,732,921
Members' Equity	2,616,417	2,468,456	2,126,832

**BLACK RIVER LOCAL SCHOOL DISTRICT
MEDINA COUNTY, OHIO**

NOTES TO THE BASIC FINANCIAL STATEMENTS
FOR THE FISCAL YEAR ENDED JUNE 30, 2013

NOTE 13 - RISK MANAGEMENT - (Continued)

You can read the complete audited financial statements for The Ohio School Plan at its website, www.ohioschoolplan.org under “*Financials*”. Settled claims have not exceeded this commercial coverage in any of the past three years and there has been no significant reduction in insurance coverage from the prior fiscal year.

C. Workers’ Compensation

The District pays the State Workers’ Compensation System a premium for employee injury coverage. The premium is calculated by multiplying the monthly total gross payroll by a factor that the State calculates. The District does not utilize a third party administrator for premium remittance.

NOTE 14 - PENSION PLANS

A. School Employees Retirement System

Plan Description - The District contributes to the School Employees Retirement System (SERS), a cost-sharing, multiple-employer defined benefit pension plan. SERS provides retirement, disability, survivor benefits, annual cost-of-living adjustments, and death benefits to plan members and beneficiaries. Authority to establish and amend benefits is provided by Chapter 3309 of the Ohio Revised Code. SERS issues a publicly available, stand-alone financial report that includes financial statements and required supplementary information. That report may be obtained by writing to the School Employees Retirement System, 300 East Broad Street, Suite 100, Columbus, Ohio 43215-3746. It is also posted on the SERS’ Ohio website, www.ohsers.org, under “*Employers/Audit Resources*”.

Funding Policy - Plan members are required to contribute 10 percent of their annual covered salary and the District is required to contribute at an actuarially determined rate. The current District rate is 14 percent of annual covered payroll. A portion of the District’s contribution is used to fund pension obligations with the remainder being used to fund health care benefits. For fiscal year 2013, 13.05 percent and 0.05 percent of annual covered salary was the portion used to fund pension obligations and death benefits, respectively. The contribution requirements of plan members and employers are established and may be amended by the SERS’ Retirement Board up to a statutory maximum amount of 10 percent for plan members and 14 percent for employers. Chapter 3309 of the Ohio Revised Code provides statutory authority for member and employer contributions. The District’s required contributions for pension obligations and death benefits to SERS for the fiscal years ended June 30, 2013, 2012, and 2011 were \$162,861, \$182,796, and \$190,466, respectively; 49.68 percent has been contributed for fiscal year 2013 and 100 percent for fiscal years 2012 and 2011.

B. State Teachers Retirement System of Ohio

Plan Description - The District participates in the State Teachers Retirement System of Ohio (STRS Ohio), a cost-sharing, multiple-employer public employee retirement plan. STRS Ohio provides retirement and disability benefits to members and death and survivor benefits to beneficiaries. STRS Ohio issues a stand-alone financial report that may be obtained by writing to STRS Ohio, 275 E. Broad St., Columbus, OH 43215-3771, by calling (888) 227-7877, or by visiting the STRS Ohio website at www.strsoh.org, under “*Publications*”.

**BLACK RIVER LOCAL SCHOOL DISTRICT
MEDINA COUNTY, OHIO**

**NOTES TO THE BASIC FINANCIAL STATEMENTS
FOR THE FISCAL YEAR ENDED JUNE 30, 2013**

NOTE 14 - PENSION PLANS - (Continued)

New members have a choice of three retirement plans, a Defined Benefit (DB) Plan, a Defined Contribution (DC) Plan and a Combined Plan. The DB plan offers an annual retirement allowance based on final average salary times a percentage that varies based on years of service, or an allowance based on a member's lifetime contributions and earned interest matched by STRS Ohio funds divided by an actuarially determined annuity factor. The DC Plan allows members to place all their member contributions and employer contributions equal to 10.5 percent of earned compensation into an investment account. Investment decisions are made by the member. A member is eligible to receive a retirement benefit at age 50 and termination of employment. The member may elect to receive a lifetime monthly annuity or a lump sum withdrawal. The Combined Plan offers features of both the DC Plan and the DB Plan. In the Combined Plan, member contributions are invested by the member, and employer contributions are used to fund the defined benefit payment at a reduced level from the regular DB Plan. The DB portion of the Combined Plan payment is payable to a member on or after age 60; the DC portion of the account may be taken as a lump sum or converted to a lifetime monthly annuity at age 50. Benefits are established by Chapter 3307 of the Ohio Revised Code.

A DB or Combined Plan member with five or more years credited service who becomes disabled may qualify for a disability benefit. Eligible spouses and dependents of these active members who die before retirement may qualify for survivor benefits. Members in the DC Plan who become disabled are entitled only to their account balance. If a member of the DC Plan dies before retirement benefits begin, the member's designated beneficiary is entitled to receive the member's account balance.

Funding Policy - For fiscal year 2013, plan members were required to contribute 10 percent of their annual covered salaries. The District was required to contribute 14 percent; 13 percent was the portion used to fund pension obligations. Contribution rates are established by the State Teachers Retirement Board, upon recommendations of its consulting actuary, not to exceed statutory maximum rates of 10 percent for members and 14 percent for employers. Chapter 3307 of the Ohio Revised Code provides statutory authority for member and employer contributions.

The District's required contributions for pension obligations to STRS Ohio for the fiscal years ended June 30, 2013, 2012, and 2011 were \$725,333, \$817,835, and \$836,840, respectively; 76.71 percent has been contributed for fiscal year 2013 and 100 percent for fiscal years 2012 and 2011. Contributions to the DC and Combined Plans for fiscal year 2013 were \$15,779 made by the District and \$11,270 made by the plan members.

C. Social Security System

Effective July 1, 1991, all employees not otherwise covered by the SERS/STRS Ohio have an option to choose Social Security or the SERS/STRS Ohio. As of June 30, 2013, certain members of the Board of Education have elected Social Security. The District's liability is 6.2 percent of wages paid.

**BLACK RIVER LOCAL SCHOOL DISTRICT
MEDINA COUNTY, OHIO**

NOTES TO THE BASIC FINANCIAL STATEMENTS
FOR THE FISCAL YEAR ENDED JUNE 30, 2013

NOTE 15 - POSTEMPLOYMENT BENEFITS

A. School Employees Retirement System

Plan Description - The District participates in two cost-sharing, multiple employer postemployment benefit plans administered by the School Employees Retirement System (SERS) for non-certificated retirees and their beneficiaries, a Health Care Plan and a Medicare Part B Plan. The Health Care Plan includes hospitalization and physicians' fees through several types of plans including HMO's, PPO's, Medicare Advantage, and traditional indemnity plans. A prescription drug program is also available to those who elect health coverage. SERS employs two third-party administrators and a pharmacy benefit manager to manage the self-insurance and prescription drug plans, respectively. The Medicare Part B Plan reimburses Medicare Part B premiums paid by eligible retirees and beneficiaries as set forth in Section 3309.69 of the Ohio Revised Code. Qualified benefit recipients who pay Medicare Part B premiums may apply for and receive a monthly reimbursement from SERS. The reimbursement amount is limited by statute to the lesser of the January 1, 1999 Medicare Part B premium or the current premium. The Medicare Part B monthly premium for calendar year 2013 was \$104.90 for most participants, but could be as high as \$335.70 per month depending on their income and the SERS' reimbursement to retirees was \$45.50. Benefit provisions and the obligations to contribute are established by the System based on authority granted by State statute. The financial reports of both Plans are included in the SERS Comprehensive Annual Financial Report which is available by contacting SERS at 300 East Broad St., Suite 100, Columbus, Ohio 43215-3746. It is also posted on the SERS' Ohio website, www.ohsers.org, under "Employers/Audit Resources".

Funding Policy - State statute permits SERS to fund the health care benefits through employer contributions. Each year, after the allocation for statutorily required benefits, the Retirement Board allocates the remainder of the employer contribution of 14 percent of covered payroll to the Health Care Fund. The Health Care Fund was established and is administered in accordance with Internal Revenue Code Section 105(e). For 2013, 0.16 percent of covered payroll was allocated to health care. An additional health care surcharge on employers is collected for employees earning less than an actuarially determined minimum compensation amount, pro-rated according to service credit earned. Statutes provide that no employer shall pay a health care surcharge greater than 2.0 percent of that employer's SERS-covered payroll; nor may SERS collect in aggregate more than 1.5 percent of the statewide SERS-covered payroll for the health care surcharge. For fiscal year 2013, the actuarially determined amount was \$20,525.

Active members do not contribute to the postemployment benefit plans. The Retirement Board establishes the rules for the premiums paid by the retirees for health care coverage for themselves and their dependents or for their surviving beneficiaries. Premiums vary depending on the plan selected, qualified years of service, Medicare eligibility and retirement status.

The District's contributions for health care (including surcharge) for the fiscal years ended June 30, 2013, 2012, and 2011 were \$23,855, \$31,768, and \$42,127, respectively; 49.68 percent has been contributed for fiscal year 2013 and 100 percent for fiscal years 2012 and 2011.

The Retirement Board, acting with advice of the actuary, allocates a portion of the employer contribution to the Medicare B Fund. For fiscal year 2013, this actuarially required allocation was 0.74 percent of covered payroll. The District's contributions for Medicare Part B for the fiscal years ended June 30, 2013, 2012, and 2011 were \$9,200, \$10,795, and \$12,257, respectively; 49.68 percent has been contributed for fiscal year 2013 and 100 percent for fiscal years 2012 and 2011.

**BLACK RIVER LOCAL SCHOOL DISTRICT
MEDINA COUNTY, OHIO**

NOTES TO THE BASIC FINANCIAL STATEMENTS
FOR THE FISCAL YEAR ENDED JUNE 30, 2013

NOTE 15 - POSTEMPLOYMENT BENEFITS - (Continued)

B. State Teachers Retirement System of Ohio

Plan Description - The District contributes to the cost sharing, multiple employer defined benefit Health Plan (the "Plan") administered by the State Teachers Retirement System of Ohio (STRS Ohio) for eligible retirees who participated in the defined benefit or combined pension plans offered by STRS Ohio. Benefits include hospitalization, physicians' fees, prescription drugs and reimbursement of monthly Medicare Part B premiums. The Plan is included in the report of STRS Ohio which may be obtained by visiting www.strsoh.org, under "Publications" or by calling (888) 227-7877.

Funding Policy - Ohio law authorizes STRS Ohio to offer the Plan and gives the Retirement Board authority over how much, if any, of the health care costs will be absorbed by STRS Ohio. Active employee members do not contribute to the Plan. All benefit recipients pay a monthly premium. Under Ohio law, funding for post-employment health care may be deducted from employer contributions. For 2013, STRS Ohio allocated employer contributions equal to 1 percent of covered payroll to the Health Care Stabilization Fund. The District's contributions for health care for the fiscal years ended June 30, 2013, 2012, and 2011 were \$55,795, \$62,910 and \$64,372, respectively; 76.71 percent has been contributed for fiscal year 2013 and 100 percent for fiscal years 2012 and 2011.

NOTE 16 - BUDGETARY BASIS OF ACCOUNTING

While reporting financial position, results of operations, and changes in fund balance on the basis of accounting principles generally accepted in the United States of America (GAAP), the budgetary basis as provided by law is based upon accounting for certain transactions on a basis of cash receipts and disbursements.

The statement of revenue, expenditures and changes in fund balance - budget and actual (non-GAAP budgetary basis) presented for the general fund is presented on the budgetary basis to provide a meaningful comparison of actual results with the budget. The major differences between the budget basis and the GAAP basis are that:

- (a) Revenues and other financing sources are recorded when received in cash (budget basis) as opposed to when susceptible to accrual (GAAP basis);
- (b) Expenditures and other financing uses are recorded when paid in cash (budget basis) as opposed to when the liability is incurred (GAAP basis);
- (c) In order to determine compliance with Ohio law, and to reserve that portion of the applicable appropriation, total outstanding encumbrances (budget basis) are recorded as the equivalent of an expenditure, as opposed to an assigned or committed portion of available fund balance for outstanding encumbrances not already recognized as an account payable (GAAP basis);
- (d) Advances-in and advances-out are operating transactions (budget basis) as opposed to balance sheet transactions (GAAP basis); and,
- (e) Some funds are included in the general fund (GAAP basis), but have separate legally adopted budgets (budget basis).

**BLACK RIVER LOCAL SCHOOL DISTRICT
MEDINA COUNTY, OHIO**

NOTES TO THE BASIC FINANCIAL STATEMENTS
FOR THE FISCAL YEAR ENDED JUNE 30, 2013

NOTE 16 - BUDGETARY BASIS OF ACCOUNTING - (Continued)

The adjustments necessary to convert the results of operations for the year on the budget basis to the GAAP basis for the general fund is as follows:

Net Change in Fund Balance

	<u>General fund</u>
Budget basis	\$ 106,345
Net adjustment for revenue accruals	120,981
Net adjustment for expenditure accruals	9,382
Net adjustment for other sources and uses	(61,970)
Funds budgeted elsewhere	(307)
Adjustment for encumbrances	173,961
GAAP basis	\$ 348,392

Certain funds that are legally budgeted in separate special revenue funds are considered part of the general fund on a GAAP basis. These include the public school support fund and the community services fund. In addition, the unclaimed monies fund is legally budgeted as a separate private-purpose trust fund but is considered part of the general fund on a GAAP basis.

NOTE 17 - CONTINGENCIES

A. Grants

The District receives significant financial assistance from numerous federal, State and local agencies in the form of grants. The disbursement of funds received under these programs generally requires compliance with terms and conditions specified in the grant agreements and are subject to audit by the grantor agencies. Any disallowed claims resulting from such audits could become a liability of the District; however, in the opinion of management, any such disallowed claims will not have a material effect on the financial position of the District.

B. Litigation

The District is involved in no material litigation as either plaintiff or defendant.

NOTE 18 - SET-ASIDES

The District is required by State law to annually set-aside certain general fund revenue amounts, as defined by statutory formula, for the acquisition and construction of capital improvements. Amounts not spent by the end of the fiscal year or offset by similarly restricted resources received during the year must be held in cash at fiscal year-end. This amount must be carried forward to be used for the same purpose in future years. Expenditures exceeding the set-aside requirement may not be carried forward to the next fiscal year.

**BLACK RIVER LOCAL SCHOOL DISTRICT
MEDINA COUNTY, OHIO**

NOTES TO THE BASIC FINANCIAL STATEMENTS
FOR THE FISCAL YEAR ENDED JUNE 30, 2013

NOTE 18 - SET-ASIDES - (Continued)

The following cash-basis information describes the change in the fiscal year-end set-aside amount for capital improvements. Disclosure of this information is required by State statute.

	<u>Capital Improvements</u>
Set-aside balance June 30, 2012	\$ -
Current year set-aside requirement	239,424
Contributions in excess of the current fiscal year set-aside requirement	-
Current year qualifying expenditures	(181,007)
Excess qualified expenditures from prior years	-
Current year offsets	(226,992)
Waiver granted by ODE	-
Prior year offset from bond proceeds	-
Total	<u>\$ (168,575)</u>
Balance carried forward to fiscal year 2014	<u>\$ -</u>
Set-aside balance June 30, 2013	<u>\$ -</u>

Although the District had offsets and qualifying disbursements during the year that reduced the capital improvements set-aside amount to below zero, the excess of current year offsets and qualifying disbursements over the set-aside requirement may not be used to reduce the set-aside requirements of future years. This negative amount is therefore not presented as being carried forward to the next fiscal year.

During fiscal year 1994, the District issued \$7,325,000 in capital related general obligation bonds. These proceeds may be used to reduce the capital acquisition set-aside to zero in future years. The District is responsible for tracking the amount of bond proceeds that may be used as an offset in future periods. As of June 30, 2013, the entire balance of \$7,325,000 was available to be used as offsets in future years.

NOTE 19 - OTHER COMMITMENTS

The District utilizes encumbrance accounting as part of its budgetary controls. To the extent of available balances at June 30, 2013, encumbrances outstanding at year end may be reported as part of restricted, committed, or assigned classifications of fund balance. At year end, the District's commitments for encumbrances in the governmental funds were as follows:

Fund	Year-End Encumbrances
General fund	\$ 112,891
Nonmajor governmental funds	<u>193,925</u>
Total	<u>\$ 306,816</u>

**BLACK RIVER LOCAL SCHOOL DISTRICT
MEDINA COUNTY, OHIO**

**NOTES TO THE BASIC FINANCIAL STATEMENTS
FOR THE FISCAL YEAR ENDED JUNE 30, 2013**

NOTE 20 - FISCAL CAUTION

On February 8, 2011, the District was declared to be in a state of "Fiscal Caution" by the Auditor of State. In accordance with this law, within sixty days of the Auditor's declaration of fiscal caution, the Board of Education of the District had to prepare and submit to the Superintendent of Public Instruction a financial plan outlining the steps the Board will take to eliminate the District's current operating deficit and avoid future deficits. The plan was submitted on December 21, 2011. In May 2013, the District passed a \$1.6 million 5-year emergency levy for general operations.

SUPPLEMENTARY DATA

**BLACK RIVER LOCAL SCHOOL DISTRICT
SCHEDULE OF RECEIPTS AND EXPENDITURES OF FEDERAL AWARDS
FOR THE FISCAL YEAR ENDED JUNE 30, 2013**

FEDERAL GRANTOR/ SUB GRANTOR/ PROGRAM TITLE	CFDA NUMBER	(A) PASS-THROUGH GRANT NUMBER	(B) CASH FEDERAL RECEIPTS	(B) CASH FEDERAL DISBURSEMENTS
U.S. DEPARTMENT OF AGRICULTURE PASSED THROUGH THE OHIO DEPARTMENT OF EDUCATION				
Child Nutrition Grant Cluster:				
(D) (E) School Breakfast Program	10.553	2013	\$ 32,837	\$ 32,837
(D) (E) National School Lunch Program	10.555	2013	167,654	167,654
(C) (D) National School Lunch Program - Food Donation	10.555	2013	12,344	12,344
Total National School Lunch Program			<u>179,998</u>	<u>179,998</u>
Total Child Nutrition Grant Cluster			<u>212,835</u>	<u>212,835</u>
State Administrative Expenses for Child Nutrition	10.560	2013	13,370	-
Total U.S. Department of Agriculture			<u>226,205</u>	<u>212,835</u>
U.S. DEPARTMENT OF EDUCATION PASSED THROUGH THE OHIO DEPARTMENT OF EDUCATION				
Title I Grant Cluster:				
(F) (H) Title I Grants to Local Educational Agencies	84.010	2012	123,249	113,678
(F) (H) Title I Grants to Local Educational Agencies	84.010	2013	472,564	462,813
Total Title I Grants to Local Educational Agencies			<u>595,813</u>	<u>576,491</u>
(F) ARRA - Title I Grants to Local Educational Agencies, Recovery Act	84.389	2012	27,094	27,094
Total Title I Grant Cluster			<u>622,907</u>	<u>603,585</u>
Special Education Grant Cluster:				
(G) Special Education_ Grants to States	84.027	2012	3,367	-
(G) Special Education_ Grants to States	84.027	2013	219,363	215,443
Total Special Education_ Grants to States			<u>222,730</u>	<u>215,443</u>
(G) Special Education_Preschool Grants	84.173	2012	2,825	664
Total Special Education Grant Cluster			<u>225,555</u>	<u>216,107</u>
Education Technology State Grants	84.318	2012	1,923	1,923
Improving Teacher Quality State Grants	84.367	2012	16,039	16,630
Improving Teacher Quality State Grants	84.367	2013	81,061	74,634
Total Improving Teacher Quality State Grants			<u>97,100</u>	<u>91,264</u>
Education Jobs Fund	84.410	2012	69,986	85,290
Total U.S. Department of Education			<u>1,017,471</u>	<u>998,169</u>
Total Federal Financial Assistance			<u>\$ 1,243,676</u>	<u>\$ 1,211,004</u>

Notes to the Schedule of Receipts and Expenditures of Federal Awards:

- (A) OAKS did not assign pass-through numbers for fiscal year 2013.
- (B) This schedule was prepared on the cash basis of accounting.
- (C) The Food Donation Program is a non-cash, in kind, federal grant. Commodities are reported at the entitlement value.
- (D) Included as part of "Child Nutrition Grant Cluster" in determining major programs
- (E) Commingled with state and local revenue from sales of breakfast and lunches; assumed expenditures were made on a first-in, first-out basis.
- (F) Included as part of "Title I Grant Cluster" in determining major programs
- (G) Included as part of "Special Education Grant Cluster" in determining major programs
- (H) The District generally must spend Federal assistance within 15 months of receipt (funds must be obligated by June 30th and spent by September 30th). However, with Ohio Department of Education ("ODE")'s approval, a District can transfer unspent Federal assistance to the succeeding year, thus allowing the District a total of 27 months to spend the assistance. Schools can document this by using special cost centers for each year's activity, and transferring the amounts ODE approves between the cost document this by using special cost centers for each year's activity, and transferring the amounts ODE approves between the centers. During fiscal year 2013, the ODE authorized the following transfers:

Program Title	CFDA Number	Grant Year	Transfer Out	Transfer In
Title I Grants to Local Educational Agencies	84.010	2012	21,455	
Title I Grants to Local Educational Agencies	84.010	2013		21,455
Totals			<u>\$ 21,455</u>	<u>\$ 21,455</u>



Julian & Grube, Inc.

Serving Ohio Local Governments

333 County Line Rd. West, Westerville, OH 43082 Phone: 614.846.1899 Fax: 614.846.2799

Independent Auditor's Report on Internal Control Over Financial Reporting and on Compliance and Other Matters Required by *Government Auditing Standards*

Black River Local School District
Medina County
257-A County Road 40
Sullivan, Ohio 44880

To the Board of Education:

We have audited, in accordance with auditing standards generally accepted in the United States and the Comptroller General of the United States' *Government Auditing Standards*, the financial statements of the governmental activities, each major fund, and the aggregate remaining fund information of the Black River Local School District, Medina County, Ohio, as of and for the fiscal year ended June 30, 2013, and the related notes to the financial statements, which collectively comprise the Black River Local School District's basic financial statements and have issued our report thereon dated December 20, 2013.

Internal Control Over Financial Reporting

As part of our financial statement audit, we considered the Black River Local School District's internal control over financial reporting (internal control) to determine the audit procedures appropriate in the circumstances to the extent necessary to support our opinions on the financial statements, but not to the extent necessary to opine on the effectiveness of the Black River Local School District's internal control. Accordingly, we have not opined on it.

A *deficiency in internal control* exists when the design or operation of a control does not allow management or employees, when performing their assigned functions, to prevent, or detect and timely correct misstatements. A *material weakness* is a deficiency, or combination of internal control deficiencies resulting in a reasonable possibility that internal control will not prevent or detect and timely correct a material misstatement of the Black River Local School District's financial statements. A *significant deficiency* is a deficiency, or a combination of deficiencies, in internal control that is less severe than a material weakness, yet important enough to merit attention by those charged with governance.

Our consideration of internal control was for the limited purpose described in the first paragraph of this section and was not designed to identify all internal control deficiencies that might be material weaknesses or significant deficiencies. Given these limitations, we did not identify any deficiencies in internal control that we consider material weaknesses. However, unidentified material weaknesses may exist.

Board of Education
Black River Local School District

Compliance and Other Matters

As part of reasonably assuring whether the Black River Local School District's financial statements are free of material misstatement, we tested its compliance with certain provisions of laws, regulations, contracts, and grant agreements, noncompliance with which could directly and materially affect the determination of financial statement amounts. However, opining on compliance with those provisions was not an objective of our audit and accordingly, we do not express an opinion. The results of our tests disclosed no instances of noncompliance or other matters we must report under *Government Auditing Standards*.

We noted a certain matter not requiring inclusion in this report that we reported to Black River Local School District's management in a separate letter dated December 20, 2013.

Purpose of this Report

This report only describes the scope of our internal control and compliance testing and our testing results, and does not opine on the effectiveness of the Black River Local School District's internal control or on compliance. This report is an integral part of an audit performed under *Government Auditing Standards* in considering the Black River Local School District's internal control and compliance. Accordingly, this communication is not suitable for any other purpose.



Julian & Grube, Inc.
December 20, 2013



Julian & Grube, Inc.
Serving Ohio Local Governments

333 County Line Rd. West, Westerville, OH 43082 Phone: 614.846.1899 Fax: 614.846.2799

**Independent Auditor's Report on Compliance With Requirements Applicable to Each
Major Federal Program and on Internal Control Over Compliance
Required by OMB Circular A-133**

Black River Local School District
Medina County
257-A County Road 40
Sullivan, Ohio 44880

To the Board of Education:

Report on Compliance for Each Major Federal Program

We have audited the Black River Local School District's compliance with the applicable requirements described in the U.S. Office of Management and Budget (OMB) *Circular A-133, Compliance Supplement* that could directly and materially affect the Black River Local School District's major federal program for the fiscal year ended June 30, 2013. The *Summary of Audit Results* in the accompanying schedule of findings identifies the Black River Local School District's major federal program.

Management's Responsibility

The Black River Local School District's Management is responsible for complying with the requirements of laws, regulations, contracts, and grants applicable to its federal programs.

Auditor's Responsibility

Our responsibility is to opine on the Black River Local School District's compliance for each of the Black River Local School District's major federal programs based on our audit of the applicable compliance requirements referred to above. Our compliance audit followed auditing standards generally accepted in the United States of America; the standards for financial audits included in the Comptroller General of the United States' *Government Auditing Standards*; and OMB Circular A-133, *Audits of States, Local Governments, and Non-Profit Organizations*. These standards and OMB Circular A-133 require us to plan and perform the audit to reasonably assure whether noncompliance with the applicable compliance requirements referred to above that could directly and materially affect a major federal program occurred. An audit includes examining, on a test basis, evidence about the Black River Local School District's compliance with those requirements and performing such other procedures as we considered necessary in the circumstances.

We believe our audit provides a reasonable basis for our compliance opinion on the Black River Local School District's major program. However, our audit does not provide a legal determination of the Black River Local School District's compliance.

Board of Education
Black River Local School District

Opinion on the Major Federal Program

In our opinion, the Black River Local School District complied, in all material respects with the compliance requirements referred to above that could directly and materially affect its major federal program for the fiscal year ended June 30, 2013.

Report on Internal Control Over Compliance

The Black River Local School District's management is responsible for establishing and maintaining effective internal control over compliance with the applicable compliance requirements referred to above. In planning and performing our compliance audit, we considered the Black River Local School District's internal control over compliance with the applicable requirements that could directly and materially affect a major federal program, to determine our auditing procedures appropriate for opining on each major federal program's compliance and to test and report on internal control over compliance in accordance with OMB Circular A-133, but not to the extent needed to opine on the effectiveness of internal control over compliance. Accordingly, we have not opined on the effectiveness of the Black River Local School District's internal control over compliance.

A deficiency in internal control over compliance exists when the design or operation of a control over compliance does not allow management or employees, when performing their assigned functions, to prevent, or to timely detect and correct, noncompliance with a federal program's applicable compliance requirement. *A material weakness in internal control over compliance* is a deficiency, or combination of deficiencies, in internal control over compliance, such that there is a reasonable possibility that material noncompliance with a federal program compliance requirement will not be prevented, or timely detected and corrected. *A significant deficiency in internal control over compliance* is a deficiency, or a combination of deficiencies, in internal control over compliance with federal program's applicable compliance requirement that is less severe than a material weakness in internal control over compliance, yet important enough to merit attention by those charged with governance.

Our consideration of internal control over compliance was for the limited purpose described in the first paragraph of this section and would not necessarily identify all deficiencies in internal control over compliance that might be material weaknesses or significant deficiencies. We did not identify any deficiencies in internal control over compliance that we consider to be material weaknesses. However, material weaknesses may exist that have not been identified.

This report only describes the scope of our internal control compliance tests and the results of this testing based on OMB Circular A-133 requirements. Accordingly, this report is not suitable for any other purpose.



Julian & Grube, Inc.
December 20, 2013

**BLACK RIVER LOCAL SCHOOL DISTRICT
MEDINA COUNTY, OHIO**

**SCHEDULE OF FINDINGS
OMB CIRCULAR A-133 § .505
JUNE 30, 2013**

1. SUMMARY OF AUDITOR'S RESULTS		
<i>(d)(1)(i)</i>	<i>Type of Financial Statement Opinion</i>	Unmodified
<i>(d)(1)(ii)</i>	<i>Were there any material control weaknesses reported at the financial statement level (GAGAS)?</i>	No
<i>(d)(1)(ii)</i>	<i>Were there any significant deficiencies in internal control reported at the financial statement level (GAGAS)?</i>	No
<i>(d)(1)(iii)</i>	<i>Was there any reported material noncompliance at the financial statement level (GAGAS)?</i>	No
<i>(d)(1)(iv)</i>	<i>Were there any material internal control weaknesses reported for major federal programs?</i>	No
<i>(d)(1)(iv)</i>	<i>Were there any significant deficiencies in internal control reported for major federal programs?</i>	No
<i>(d)(1)(v)</i>	<i>Type of Major Program's Compliance Opinion</i>	Unmodified
<i>(d)(1)(vi)</i>	<i>Are there any reportable findings under §.510(a)?</i>	No
<i>(d)(1)(vii)</i>	<i>Major Programs (listed):</i>	Title I Grant Cluster: Title I Grants to Local Educational Agencies, CFDA #84.010 and ARRA - Title I Grants to Local Educational Agencies, Recovery Act, CFDA #84.389
<i>(d)(1)(viii)</i>	<i>Dollar Threshold: Type A/B Programs</i>	Type A: >\$300,000 Type B: all others
<i>(d)(1)(ix)</i>	<i>Low Risk Auditee?</i>	Yes

2. FINDINGS RELATED TO THE BASIC FINANCIAL STATEMENTS REQUIRED TO BE REPORTED IN ACCORDANCE WITH GAGAS

None

3. FINDINGS AND QUESTIONED COSTS FOR FEDERAL AWARDS

None

This page intentionally left blank.



Dave Yost • Auditor of State

BLACK RIVER LOCAL SCHOOL DISTRICT

MEDINA COUNTY

CLERK'S CERTIFICATION

This is a true and correct copy of the report which is required to be filed in the Office of the Auditor of State pursuant to Section 117.26, Revised Code, and which is filed in Columbus, Ohio.

Susan Babbitt

CLERK OF THE BUREAU

**CERTIFIED
FEBRUARY 6, 2014**