



Dave Yost • Auditor of State

**CITY OF WILLOUGHBY
LAKE COUNTY**

TABLE OF CONTENTS

TITLE	PAGE
Independent Auditor's Report on Internal Control Over Financial Reporting and on Compliance and Other Matters Required By <i>Government Auditing Standards</i>	1

This page intentionally left blank.



Dave Yost • Auditor of State

INDEPENDENT AUDITOR'S REPORT ON INTERNAL CONTROL OVER FINANCIAL REPORTING AND ON COMPLIANCE AND OTHER MATTERS REQUIRED BY *GOVERNMENT AUDITING STANDARDS*

City of Willoughby
Lake County
One Public Square
Willoughby, Ohio 44094

To the City Council:

We have audited, in accordance with auditing standards generally accepted in the United States and the Comptroller General of the United States' *Government Auditing Standards*, the financial statements of the governmental activities, the business-type activities, each major fund, and the aggregate remaining fund information of the City of Willoughby, Lake County, (the City) as of and for the year ended December 31, 2013, and the related notes to the financial statements, which collectively comprise the City's basic financial statements and have issued our report thereon dated May 20, 2014.

Internal Control Over Financial Reporting

As part of our financial statement audit, we considered the City's internal control over financial reporting (internal control) to determine the audit procedures appropriate in the circumstances to the extent necessary to support our opinions on the financial statements, but not to the extent necessary to opine on the effectiveness of the City's internal control. Accordingly, we have not opined on it.

A *deficiency in internal control* exists when the design or operation of a control does not allow management or employees, when performing their assigned functions, to prevent, or detect and timely correct misstatements. A *material weakness* is a deficiency, or combination of internal control deficiencies resulting in a reasonable possibility that internal control will not prevent or detect and timely correct a material misstatement of the City's financial statements. A *significant deficiency* is a deficiency, or a combination of deficiencies, in internal control that is less severe than a material weakness, yet important enough to merit attention by those charged with governance.

Our consideration of internal control was for the limited purpose described in the first paragraph of this section and was not designed to identify all internal control deficiencies that might be material weaknesses or significant deficiencies. Given these limitations, we did not identify any deficiencies in internal control that we consider material weaknesses. However, unidentified material weaknesses may exist.

Compliance and Other Matters

As part of reasonably assuring whether the City's financial statements are free of material misstatement, we tested its compliance with certain provisions of laws, regulations, contracts, and grant agreements, noncompliance with which could directly and materially affect the determination of financial statement amounts. However, opining on compliance with those provisions was not an objective of our audit and accordingly, we do not express an opinion. The results of our tests disclosed no instances of noncompliance or other matters we must report under *Government Auditing Standards*.

Lausche Building, 615 Superior Ave., NW, Twelfth Floor, Cleveland, Ohio 44113-1801
Phone: 216-787-3665 or 800-626-2297 Fax: 216-787-3361

www.ohioauditor.gov

Purpose of this Report

This report only describes the scope of our internal control and compliance testing and our testing results, and does not opine on the effectiveness of the City's internal control or on compliance. This report is an integral part of an audit performed under *Government Auditing Standards* in considering the City's internal control and compliance. Accordingly, this communication is not suitable for any other purpose.

A handwritten signature in black ink that reads "Dave Yost". The signature is written in a cursive style with a large, looping "D" and "Y".

Dave Yost
Auditor of State
Columbus, Ohio

May 20, 2014

THE CITY OF WILLOUGHBY, OHIO

2013

Comprehensive Annual Financial Report

For the year ended December 31, 2013



This page intentionally left blank.

2013

COMPREHENSIVE ANNUAL FINANCIAL REPORT

for the year ended December 31, 2013

The City of
Willoughby, Ohio

Publication of the Comprehensive Annual Financial Report of the City of Willoughby has been made possible by the personnel of the Finance Department.

Director of Finance
Raymond J. Rogowski

Deputy Finance Director
Diane C. Bosley, CPA

Staff Accountant
Cher Hoffman

Secretary
Mia A. Cook

Finance Staff
Nancy Kukoleck
Veronica Novotney
Christine Pedersen
Debbie Schreibman

This page intentionally left blank.

The City of
Willoughby, Ohio
Comprehensive Annual Financial Report
For the Year Ended December 31, 2013

TABLE OF CONTENTS

INTRODUCTORY SECTION

Title Page with Staff	i
Table of Contents.....	ii
Letter of Transmittal	v
Organizational Chart.....	ix
List of Principal Officials	x
GFOA Certificate of Achievement	xi

FINANCIAL SECTION

Independent Auditor’s Report.....	1
Management’s Discussion and Analysis.....	5

Basic Financial Statements:

Government-wide Financial Statements:

Statement of Net Position	16
Statement of Activities	17

Fund Financial Statements:

Balance Sheet ~ Governmental Funds.....	18
Reconciliation of Total Governmental Fund Balances to Net Position of Governmental Activities	19
Statement of Revenues, Expenditures, and Changes in Fund Balances of Governmental Funds	20
Reconciliation of the Statement of Revenues, Expenditures, and Changes In Fund Balances of Governmental Funds to the Statement of Activities	21
Statement of Revenues, Expenditures, and Changes in Fund Balances ~ Budget (Non-GAAP Basis) and Actual ~ General Fund	22
Statement of Net Position ~ Proprietary Funds	23
Statement of Revenues, Expenses, and Changes in Fund Net Position ~ Proprietary Funds	24
Statement of Cash Flows ~ Proprietary Funds	25
Statement of Fiduciary Assets and Liabilities ~ Fiduciary Funds	27

Notes to the Basic Financial Statements	28
---	----

This page intentionally left blank.

TABLE OF CONTENTS

Supplemental Information

Individual Fund Schedules of Revenues, Expenditures/Expenses and Changes in Fund Balances ~ Budget (Non-GAAP Basis) and Actual:

Major Funds

General Fund	68
Capital Projects Fund	69
General Bond Retirement Fund	70
Golf Course Fund	71
Sewer Fund	72
Airport Fund	73

Combining Statements and Individual Fund Schedules:

Combining Statements ~ Nonmajor Funds

Fund Descriptions.....	74
Combining Balance Sheet ~ Nonmajor Governmental Funds.....	76
Combining Statement of Revenues, Expenditures and Changes in Fund Balances ~ Nonmajor Governmental Funds.....	77
Combining Balance Sheet ~ Nonmajor Special Revenue Funds.....	78
Combining Statement of Revenues, Expenditures and Changes in Fund Balances ~ Nonmajor Special Revenue Funds.....	80

Nonmajor Funds

Fire Pension Fund.....	82
Police Pension Fund	83
Law Enforcement Fund	84
Recreation Fund	85
Street Construction Maintenance and Repair Fund	86
State Highway Fund	87
Road and Bridge Fund.....	88
Corporate Maintenance Fund	89
Enforcement and Education Fund	90
Indigent Drivers Treatment Fund	91
Court Computer Fund.....	92
General Special Projects Fund.....	93
Special Projects DUI Fund.....	94
Urban Forest Management Fund.....	95
Victims Assistance Fund	96
Police Continuing Professional Training Fund.....	97
Street Lighting Fund	98
Special Assessments Fund.....	99
Cemetery Care Fund.....	100
Workers' Compensation Retro Rating Fund.....	101

Combining Statements - Fiduciary Funds

Fund Descriptions.....	102
Combining Statement of Changes in Assets and Liabilities ~ Agency Funds.....	103

This page intentionally left blank.

TABLE OF CONTENTS

STATISTICAL SECTION

Net Position by Component ~ Last Ten Years.....	S2
Changes in Net Position ~ Last Ten Years.....	S3-S4
Governmental Activities Tax Revenues by Source ~ Last Ten Years.....	S5
Fund Balances of Governmental Funds ~ Last Five Years.....	S6
Fund Balances of Governmental Funds ~ Prior Five Years.....	S7
Changes in Fund Balances of Governmental Funds ~ Last Ten Years.....	S8
General Governmental Tax Revenues by Source ~ Last Ten Years.....	S9
Income Tax Revenue Base and Collections ~ Last Ten Years.....	S10
Top Ten Income Tax Withholders and Top Fifty Withholders by Classification Current Year and Nine Years Ago.....	S10
Assessed Value and Estimated Actual Value of Taxable Property ~ Last Ten Years.....	S11
Property Tax Rates ~ Direct and Overlapping Governments ~ Last Ten Years.....	S12
Property Tax Levies and Collections ~ Real and Public Utility Only ~ Last Ten Years	S13
Ratio of Outstanding Debt by Type ~ Last Ten Years.....	S14
Ratio of General Bonded Debt Outstanding ~ Last Ten Years.....	S15
Direct and Overlapping General Obligation Bonded Debt.....	S16
Legal Debt Margin Information ~ Last Ten Years	S17
Pledged - Revenue Coverage ~ Last Ten Years.....	S18
Demographic and Economic Statistics ~ Last Ten Years	S19
Principal Employers ~ Current Year and Nine Years Ago.....	S20
Full Time City Employees by Function/Program ~ Last Ten Years.....	S21
Operating Indicators by Function/Program ~ Last Ten Years.....	S22
Capital Asset Statistics by Function/Program ~ Last Ten Years.....	S23

This page intentionally left blank.



City Of Willoughby

David E. Anderson
Mayor and Safety Director

May 20, 2014

To the Mayor, Members of Council and
Residents of the City of Willoughby, Ohio:

The Comprehensive Annual Financial Report (CAFR) of the City of Willoughby for the fiscal year ended December 31, 2013 is hereby submitted. State law requires that all public offices shall file a financial report for each fiscal year. The law also requires that the report be submitted within one hundred fifty days of the close of the fiscal year.

The City of Willoughby, and specifically the Finance Department, assumes responsibility for the accuracy, completeness, fairness of presentation, and all disclosures contained within this report. Management of the City is responsible for establishing and maintaining an internal control structure designed to ensure that the assets of the City are protected from loss, theft or misuse and to ensure that adequate accounting data is compiled to allow for the preparation of financial statements in conformity with Generally Accepted Accounting Principles (GAAP). The internal control structure is designed to provide reasonable, but not absolute, assurance that these objectives are met. The concept of reasonable assurance recognizes that:

- 1) the cost of a control should not exceed the benefits likely to be derived; and
- 2) the valuation of costs and benefits requires estimates and judgments by management.

The City's financial statements have been audited by Dave Yost, Auditor of State for the State of Ohio. The goal of the audit was to provide reasonable assurance that the financial statements of the City for the year ended December 31, 2013, are free of material misstatement. The audit involved testing evidence supporting the amounts and disclosures in the financial statements; assessing the accounting principles used and the significant estimates made by management; and evaluation of the overall financial statement presentation. Based upon the audit, the independent auditor concluded that there was a reasonable basis for rendering an unmodified opinion that the City's financial statements for the fiscal year ended December 31, 2013, are fairly presented in conformity with GAAP. The Independent Auditor's Report is presented at the front of the financial section of this report.

The Management discussion and analysis (MD&A) immediately follows the independent auditor's report and provides a narrative summarizing and analyzing the basic financial statements. The MD&A compliments this letter of transmittal and should be read in conjunction with it.

PROFILE OF THE GOVERNMENT

The Village of Willoughby was incorporated in 1853 under laws of the State of Ohio. On June 19, 1951, a voter-approved charter became effective establishing the City of Willoughby and a Mayor-Council form of government. The City is 9.9 square miles and serves a population of 22,268. The City, a suburb of Cleveland, is located in Lake County within Northeastern Ohio.

v

"The Courtesy City"

The City operates and is governed by its Charter. The City is also subject to some general laws applicable to all cities. Under the Ohio Constitution, the City may exercise all powers of local self-government and police powers to the extent that they do not conflict with applicable general laws.

Legislative authority is vested in a seven-member Council which is elected for a two-year term. The Council fixes compensation of City officials and employees and enacts ordinances and resolutions relating to city services, tax levies, appropriating and borrowing money, licensing and regulating businesses and trades and other municipal services. The presiding officer is the President, who is elected by the Council for a one-year term. The Charter establishes certain administrative departments. Council may establish divisions of those departments and additional departments. The Council serves the citizens of Willoughby on a part-time basis.

The City's Chief Executive and Administrative Officer is the Mayor who is elected by the voters for a four-year term. The Mayor appoints, subject to the approval of Council, all the directors of the City departments. The Mayor serves full-time as both Mayor and Safety Director.

The City of Willoughby provides a full range of services including:

- ◆ police and fire protection
- ◆ parks
- ◆ sanitary sewers
- ◆ aviation services through Lost Nation Airport
- ◆ the construction and maintenance of roads and other infrastructure
- ◆ cultural and recreation activities

Water service is provided to the City by Lake County and is under the supervision and governance of the Lake County Commissioners and is included in their own separately released financial report. The Willoughby-Eastlake School District and the Willoughby Library do not meet the criteria for inclusion in these financial statements.

The City of Willoughby maintains budgetary controls. The objective of these budgetary controls is to ensure compliance with legal provisions embodied in the annual appropriated budget approved by the City's governing body. The City's annual appropriated budget includes all funds except agency funds. The level of budgetary control (the level at which expenditures cannot legally exceed the appropriated amount) for those funds paying wages is at the branch level and within each branch at the account classification level of personal services and benefits. For other account classifications including services and supplies, capital and transfers the level of control selected by Council is at the fund level. The City also maintains an encumbrance accounting system as one technique of accomplishing budgetary control. Budget-to-actual comparisons are provided in this report for each individual fund for which an appropriated annual budget has been adopted.

LOCAL ECONOMY

The City's economic base is highly diversified. Willoughby is home to the eighth largest number of manufacturing firms in the State of Ohio. The City is home to companies such as Momentive Performance Material, Bescast Inc. and Fluid Line Products.

In addition to our significant manufacturing base, the City is also home to Lake Health which has managed to remain an independent health care system while establishing partnerships with the world renowned Cleveland Clinic for heart surgery and University Hospital System of Cleveland for world class cancer care.

The City also offers a full compliment of commercial areas and retail establishments as well as a vital historic downtown. The City has several new residential construction projects ranging from condominiums to stand alone houses with valuations of \$185,000 to \$450,000 exclusive of land costs which in many cases exceed \$100,000. These new developments compliment our existing neighborhoods and business areas.

MAJOR INITIATIVES

The City continues work on various sewer projects throughout the City and began a storm sewer analysis project to be completed in 2014.

In excess of \$1.3 million dollars was spent on road rehabilitation and resurfacing. This was accomplished with funds from a road levy provided by the voters of the City.

RELEVANT FINANCIAL POLICIES

Union contracts were negotiated and completed in 2013. The three year contracts were settled with 2% wage increases in each year. All negotiations were completed in a timely manner. The contracts will expire in 2016.

LONG TERM FINANCIAL PLANNING

The City is investigating alternatives for funding and collecting for a storm sewer program as a result of the on-going study of our storm sewer system.

In 2013, the City established a formal self-insurance program for liabilities arising from the City's participation in the State's Workers' Compensation Retrospective Rating Plan beginning in 2014. The City, because of previous exposure, expected to see a significant increase in rates and has chosen to prefund liabilities. The effect of this prefunding is to smooth costs now and into the future.

AWARDS & ACKNOWLEDGMENTS

The Government Finance Officers Association of the United States and Canada (GFOA) awarded a Certificate of Achievement of Excellence in Financial Reporting to the City of Willoughby for its Comprehensive Annual Financial Report for the fiscal year ended December 31, 2012. This was the 27th consecutive year that the City of Willoughby has achieved this prestigious award. In order to be awarded a Certificate of Achievement, the City of Willoughby published an easily readable and efficiently organized Comprehensive Annual Financial Report. This report must satisfy both Generally Accepted Accounting Principles and applicable legal requirements.

A Certificate of Achievement is valid for a period of one year only. We believe that our current Comprehensive Annual Financial Report continues to meet the Certificate of Achievement Program's requirements and we are submitting it to the GFOA to determine its eligibility for another certificate.

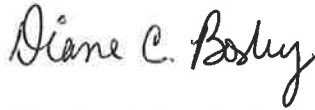
The preparation of the Comprehensive Annual Financial Report, on a timely basis, was made possible by the dedicated service of the entire staff of the Finance Department. Each member of the department has our sincere appreciation for the contributions made in the preparation of this report.

In closing, without the leadership and support of Mayor Anderson and the whole Council, preparation of this report would not have been possible.

Respectfully submitted,



Raymond J. Rogowski
Finance Director




Diane C. Bosley, CPA
Deputy Finance Director



THE CITY OF WILLOUGHBY, OHIO

Enriched by its History

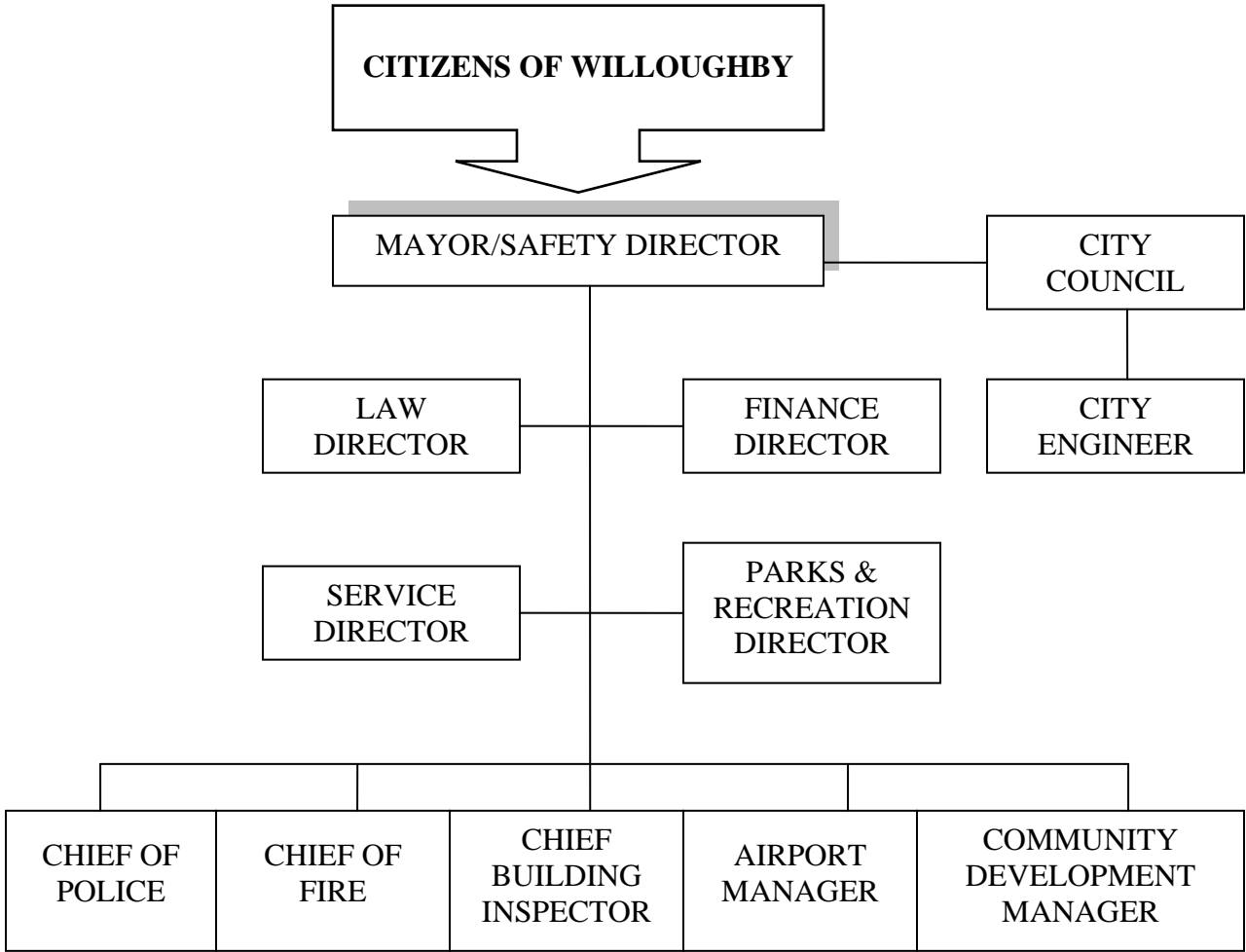
Prepared for its Future



This page intentionally left blank.

ORGANIZATIONAL CHART

The City of
Willoughby, Ohio



This page intentionally left blank.

ELECTED & APPOINTED OFFICIALS

The City of
Willoughby, Ohio

Mayor
David E. Anderson

CITY COUNCIL

Ward 3
Jerome P. Ranally / President

Ward 1
Christopher W. Woodin

Ward 4
Robert E. Carr

Ward 6
Robert J. Harrold

Ward 2
Robert A. Fiala

Ward 5
Karen T. Manning

Councilman-At-Large
Jeffrey H. Black

Director of Finance
Raymond J. Rogowski

Director of Public Service
Angelo Tomaselli

Director of Law
John W. Wiles

*Director of
Parks & Recreation*
Judean Banker



Government Finance Officers Association

**Certificate of
Achievement
for Excellence
in Financial
Reporting**

Presented to

**City of Willoughby
Ohio**

For its Comprehensive Annual
Financial Report
for the Fiscal Year Ended

December 31, 2012

Executive Director/CEO




The City of Willoughby™

This page intentionally left blank.



THE CITY OF WILLOUGHBY, OHIO

Financial INFORMATION



This page intentionally left blank.



Dave Yost • Auditor of State

INDEPENDENT AUDITOR'S REPORT

City of Willoughby
Lake County
One Public Square
Willoughby, Ohio 44094

To the City Council:

Report on the Financial Statements

We have audited the accompanying financial statements of the governmental activities, the business-type activities, each major fund, and the aggregate remaining fund information of the City of Willoughby, Lake County, Ohio (the City), as of and for the year ended December 31, 2013, and the related notes to the financial statements, which collectively comprise the City's basic financial statements as listed in the table of contents.

Management's Responsibility for the Financial Statements

Management is responsible for preparing and fairly presenting these financial statements in accordance with accounting principles generally accepted in the United States of America; this includes designing, implementing, and maintaining internal control relevant to preparing and fairly presenting financial statements that are free from material misstatement, whether due to fraud or error.

Auditor's Responsibility

Our responsibility is to opine on these financial statements based on our audit. We audited in accordance with auditing standards generally accepted in the United States of America and the financial audit standards in the Comptroller General of the United States' *Government Auditing Standards*. Those standards require us to plan and perform the audit to reasonably assure the financial statements are free from material misstatement.

An audit requires obtaining evidence about financial statement amounts and disclosures. The procedures selected depend on our judgment, including assessing the risks of material financial statement misstatement, whether due to fraud or error. In assessing those risks, we consider internal control relevant to the City's preparation and fair presentation of the financial statements in order to design audit procedures that are appropriate in the circumstances, but not to the extent needed to opine on the effectiveness of the City's internal control. Accordingly, we express no opinion. An audit also includes evaluating the appropriateness of management's accounting policies and the reasonableness of their significant accounting estimates, as well as our evaluation of the overall financial statement presentation.

We believe the audit evidence we obtained is sufficient and appropriate to support our audit opinions.

Opinion

In our opinion, the financial statements referred to above present fairly, in all material respects, the respective financial position of the governmental activities, the business-type activities, each major fund, and the aggregate remaining fund information of the City of Willoughby, Lake County, Ohio, as of December 31, 2013 and the respective changes in financial position and where applicable, cash flows thereof and the budgetary comparison for the General Fund thereof for the year then ended in accordance with the accounting principles generally accepted in the United States of America.

Other Matters

Required Supplementary Information

Accounting principles generally accepted in the United States of America require this presentation to include *Management's discussion and analysis*, listed in the table of contents, to supplement the basic financial statements. Although this information is not part of the basic financial statements, the Governmental Accounting Standards Board considers it essential for placing the basic financial statements in an appropriate operational, economic, or historical context. We applied certain limited procedures to the required supplementary information in accordance with auditing standards generally accepted in the United States of America, consisting of inquiries of management about the methods of preparing the information and comparing the information for consistency with management's responses to our inquiries, to the basic financial statements, and other knowledge we obtained during our audit of the basic financial statements. We do not opine or provide any assurance on the information because the limited procedures do not provide us with sufficient evidence to opine or provide any other assurance.

Supplementary and Other Information

Our audit was conducted to opine on the City's basic financial statements taken as a whole. The introductory section, the financial section's combining statements, individual fund schedules, and the statistical section information present additional analysis and are not a required part of the basic financial statements.

The statements and schedules are management's responsibility and derive from and relate directly to the underlying accounting and other records used to prepare the basic financial statements. We subjected these statements and schedules to the auditing procedures we applied to the basic financial statements. We also applied certain additional procedures, including comparing and reconciling statements and schedules directly to the underlying accounting and other records used to prepare the basic financial statements or to the basic financial statements themselves in accordance with auditing standards generally accepted in the United States of America. In our opinion, these statements and schedules are fairly stated in all material respects in relation to the basic financial statements taken as a whole.

We did not subject the introductory section and statistical section information to the auditing procedures applied in the audit of the basic financial statements and, accordingly, we express no opinion or any other assurance on them.

Other Reporting Required by Government Auditing Standards

In accordance with *Government Auditing Standards*, we have also issued our report dated May 20, 2014, on our consideration of the City's internal control over financial reporting and our tests of its compliance with certain provisions of laws, regulations, contracts and grant agreements and other matters. That report describes the scope of our internal control testing over financial reporting and compliance, and the results of that testing, and does not opine on internal control over financial reporting or on compliance.

That report is an integral part of an audit performed in accordance with *Government Auditing Standards* in considering the City's internal control over financial reporting and compliance.

A handwritten signature in black ink that reads "Dave Yost". The signature is written in a cursive style with a large, looping "D" and "Y".

Dave Yost
Auditor of State
Columbus, Ohio

May 20, 2014



The City of Willoughby™

CITY OF WILLOUGHBY, OHIO
MANAGEMENT'S DISCUSSION AND ANALYSIS
FOR THE YEAR ENDED DECEMBER 31, 2013
UNAUDITED

The discussion and analysis of the City of Willoughby's financial performance provides an overall review of the City's financial activities for the fiscal year ended December 31, 2013. The intent of this discussion and analysis is to look at the City's financial performance as a whole. Readers are encouraged to consider the information presented here in conjunction with the additional information contained in the transmittal letter, financial statements and the notes to those financial statements to enhance their understanding of the City's performance.

Financial Highlights

The assets and deferred outflows of resources of the City of Willoughby exceeded liabilities and deferred inflows by \$96,175,682. Assets and deferred outflows of resources in Governmental activities exceeded liabilities and deferred inflows of resources by \$65,825,196 and by \$30,350,486 in Business-Type activities.

Total liabilities and deferred inflows of resources of the City of Willoughby decreased \$ 2,425,655 as compared to 2012. The total liabilities and deferred inflows of resources of governmental activities decreased by \$1,140,615 and the total liabilities and deferred inflows of business type-activities decreased by \$1,285,040. The primary reasons for these changes are the repayment of long term debt with no new debt issuance in governmental activities, and a reduction of debt in business type activities and lower accounts payable for sewer projects in 2013 compared to 2012.

The total net position-unrestricted of the City is \$6,004,947, an increase of \$689,374 from 2012.

The overall financial condition of the City did not materially change from 2012 to 2013.

Using This Annual Financial Report

This discussion and analysis is intended to serve as an introduction to the City's basic financial statements. The City's basic financial statements are comprised of three components: 1) government-wide financial statements, 2) fund financial statements, 3) notes to the basic financial statements. This report also contains other supplementary information in addition to the basic financial statements themselves.

Government-wide Financial Statements - Reporting the City of Willoughby as a Whole

The government-wide financial statements are designed to provide readers with a broad overview of the City's finances, in a manner similar to a private-sector business.

The statement of net position presents information on all the City's assets, deferred outflows of resources, liabilities and deferred inflows of resources with the residual being reported as net position. Over time, increases or decreases in net position may serve as a useful indicator of whether the financial position of the City is improving or deteriorating. However, in evaluating the overall position of the City, nonfinancial factors such as the City's tax base, change in property and income tax laws, and the condition of the capital assets should also be considered.

The statement of activities presents information showing how the City's net position changed during the most recent fiscal year. All changes in net position are reported as soon as the underlying event giving

CITY OF WILLOUGHBY, OHIO
MANAGEMENT'S DISCUSSION AND ANALYSIS
FOR THE YEAR ENDED DECEMBER 31, 2013
UNAUDITED

rise to the change occurs, regardless of the timing of related cash flows. Thus, revenues and expenses are reported in this statement for some items that will only result in cash flows in future fiscal periods (e.g., uncollected taxes and earned but unused vacation leave).

Both the statement of net position and the statement of activities use the accrual basis of accounting, similar to the accounting used by most private-sector companies. This basis of accounting takes into account all of the current year's revenues and expenses regardless of when cash is received or paid.

In the statement of net position and the statement of activities, we divide the City into two kinds of activities:

- ◆ ***Governmental activities:*** most of the City's basic services are reported here, including the police, fire, street maintenance, parks and recreation, and general administration. Income taxes, property taxes, and charges for service fund most of these activities.
- ◆ ***Business-type activities:*** the City charges a fee to customers to help it cover all or most of the cost of certain services it provides. The City's airport, sewer system, and golf course operations are reported here.

Government-wide financial statements can be found starting on page 16 of this report.

Fund Financial Statements - Reporting the City of Willoughby's Most Significant Funds

A fund is a grouping of related accounts that is used to maintain control over resources that have been segregated for specific activities or objects. The City of Willoughby, like other state and local governments, uses fund accounting to ensure and demonstrate compliance with finance-related legal requirements. All of the funds of the City can be divided into three categories: governmental funds, proprietary funds and fiduciary funds.

Governmental Funds - are used to account for fundamentally the same functions reported as governmental activities in the government-wide financial statements. However, unlike the government-wide financial statements, governmental fund financial statements focus on near-term inflows and outflows of spendable resources, as well as on the balance of spendable resources available at the end of the fiscal year. Such information may be useful in evaluating a government's near-term financing requirements. These funds are reported using an accounting method called modified accrual accounting, which measures cash and all other financial assets and deferred outflow of resources that can readily be converted to cash. The governmental fund statements provide a detailed short-term view of the City's general government operations and the basic services it provides. Both the governmental fund balance sheet and the government fund statement of revenues, expenditures, and changes in fund balances provide a reconciliation to facilitate a comparison between governmental activities (reported in the statement of net position and the statement of activities) and governmental funds.

The City maintains 23 individual governmental funds. Information is presented separately in the governmental funds balance sheet and in the governmental funds statement of revenues, expenditures, and changes in fund balances, for the General fund, Capital Projects fund, and General Bond Retirement fund; these are considered to be major funds.

**CITY OF WILLOUGHBY, OHIO
MANAGEMENT'S DISCUSSION AND ANALYSIS
FOR THE YEAR ENDED DECEMBER 31, 2013
UNAUDITED**

The General fund is the government's primary operating fund. It accounts for all financial resources of the City except those that are required to be accounted for in a separate fund. The Capital Projects fund is the City's primary fund for the purchase of capital assets not required for purchase by a separate fund. The General Bond Retirement fund accounts for resources accumulated and payments made for principal and interest on long-term debt of governmental funds.

Data from the other governmental funds are combined into single, aggregated presentation. Individual fund data for each of these nonmajor governmental funds is provided in the form of combining statements elsewhere in this report.

The City adopts an annual appropriated budget for each of its funds. A budgetary comparison statement (non-GAAP basis) has been provided for each governmental and proprietary fund to demonstrate budgetary compliance.

Proprietary Funds - The City maintains two different types of proprietary funds. Enterprise funds are used to report the same functions presented as business-type activities in the government-wide financial statements. The City uses enterprise funds to account for its Sewer fund, Airport fund and Golf Course fund. Internal Service Funds are an accounting device used to accumulate and allocate costs internally to the City's various functions. The City has one Internal Service Fund to account for workers' compensation coverage.

Proprietary funds provide the same type of information as the government-wide financial statements, only in more detail. The proprietary fund financial statements provide separate information for the Sewer, Airport and Golf Course funds as they are considered major and for the Internal Service Fund.

The basic proprietary fund financial statements can be found starting on page 23 of this report.

Fiduciary Funds - are used to account for resources held for the benefit of parties outside the government. Fiduciary funds are not reflected in the government-wide financial statements because the resources are not available to support the City's own programs. The City has only agency funds to report within the fiduciary fund category. Agency funds are reported on a full accrual basis and only present the statement of Fiduciary assets and liabilities.

Notes to the Basic Financial Statements

The notes provide additional information that is essential for a full understanding of the data provided in the government-wide and fund financial statements. The notes to the basic financial statements can be found starting on page 28 of this report.

Other Information

In addition to the basic financial statements and the accompanying notes, this report also presents certain other information that the City believes readers will find useful.

CITY OF WILLOUGHBY, OHIO
MANAGEMENT'S DISCUSSION AND ANALYSIS
FOR THE YEAR ENDED DECEMBER 31, 2013
UNAUDITED

After the notes to the basic financial statements, the combining statements referred to earlier in connection with nonmajor governmental funds are presented, as well as individual detailed budgetary comparisons for all funds. This information can be found starting on page 68 of this report.

Government-wide Financial Analysis

As noted earlier, the statement of net position looks at the City as a whole and can prove to be a useful indicator of the City's financial position. The statement of net position and the statement of activities are divided into the following categories:

- ◆ Assets
- ◆ Deferred Outflows of Resources
- ◆ Liabilities
- ◆ Deferred Inflows of Resources
- ◆ Net Position (Assets plus Deferred Outflows minus Deferred Inflows plus Liabilities)
- ◆ Program Expenses and Revenues
- ◆ General Revenues
- ◆ Net Position Beginning and End of Year

The City of Willoughby as a Whole

By far, the largest portion of the City's net position, 80% reflects its investment in capital assets (e.g. land, infrastructure, building, machinery, and equipment), less any related debt used to acquire those assets that is still outstanding. The City uses those capital assets to provide services to its citizens; consequently these assets are not available for future spending. Although the City's investment is reported net of related debt and any deferred outflows/inflows of resources, it should be noted that resources needed to repay this debt must be provided from other sources, since the capital assets cannot be used to liquidate these liabilities. The following table provides a summary of the City's net position for 2013 compared to 2012.

	City of Willoughby's Net Position					
	Governmental Activities		Business-type Activities		Total Government	
	2013	2012	2013	2012	2013	2012
Current and other assets	34,214,997	33,384,184	(1,810,350)	(1,239,506)	32,404,647	32,144,678
Capital assets	62,176,960	64,222,164	43,574,393	44,779,257	105,751,353	109,001,421
Total Assets	96,391,957	97,606,348	41,764,043	43,539,751	138,156,000	141,146,099
Total Deferred Outflows of Resources	83,665	92,961	37,293	41,437	120,958	134,398
Current and other liabilities	7,725,822	7,812,241	375,844	944,860	8,101,666	8,757,101
Long term liabilities outstanding	19,770,253	20,827,146	11,075,006	11,791,030	30,845,259	32,618,176
Total Liabilities	27,496,075	28,639,387	11,450,850	12,735,890	38,946,925	41,375,277
Total Deferred Inflows of Resources	3,154,351	3,151,654	0	0	3,154,351	3,151,654
Net Position:						
Net Investment in						
Capital Assets	43,410,155	44,429,348	33,308,740	33,796,268	76,718,895	78,225,616
Restricted	13,107,436	12,876,012	344,404	336,365	13,451,840	13,212,377
Unrestricted (deficit)	9,307,605	8,602,908	(3,302,658)	(3,287,335)	6,004,947	5,315,573
Total Net Position	65,825,196	65,908,268	30,350,486	30,845,298	96,175,682	96,753,566

CITY OF WILLOUGHBY, OHIO
MANAGEMENT'S DISCUSSION AND ANALYSIS
FOR THE YEAR ENDED DECEMBER 31, 2013
UNAUDITED

An additional portion of the City's net position, 14% represents resources that have been restricted on how they may be used. The remaining balance of net position - unrestricted of \$6,004,947 may be used to meet the City's ongoing obligations to citizens and creditors.

At the end of the current fiscal year, the City was able to report positive balances in governmental activities and the total government categories of net position. Business-type activities show a net unrestricted deficit of \$3,302,658 which is primarily attributable to liabilities of the Airport fund consisting of amounts that are due to other funds.

In order to further understand what makes up the changes in net position for the current year, the following table gives readers further details regarding the results of activities for the current and prior year.

City of Willoughby's Change in Net Position						
	Governmental Activities		Business-type Activities		Total	
	2013	2012	2013	2012	2013	2012
Revenues						
Program Revenues						
Charges for Services	5,464,898	4,995,097	5,800,095	5,993,314	11,264,993	10,988,411
Operating Grants & Contributions	77,602	64,819			77,602	64,819
Capital Grants & Contributions	337,390	442,498	82,940	272,009	420,330	714,507
General Revenues						
Municipal Income Taxes	17,200,573	16,859,759			17,200,573	16,859,759
Property & Other Local Taxes	4,068,907	4,341,117			4,068,907	4,341,117
Grants & Entitlements	3,079,431	3,427,327			3,079,431	3,427,327
Investment Earnings	166,562	124,318	322	2,799	166,884	127,117
Miscellaneous	21,445	15,938	12,300	11,535	33,745	27,473
Total Revenues	30,416,808	30,270,873	5,895,657	6,279,657	36,312,465	36,550,530
Expenses						
General Government	7,134,225	6,799,745			7,134,225	6,799,745
Security of Persons & Property	14,830,891	14,516,764			14,830,891	14,516,764
Public Health & Welfare	406,384	400,280			406,384	400,280
Community Environment	897,265	843,269			897,265	843,269
Leisure Time Activities	2,061,913	2,005,597			2,061,913	2,005,597
Transportation	4,180,207	3,529,728			4,180,207	3,529,728
Basic Utility Services	547,308	1,121,995			547,308	1,121,995
Interest & Fiscal Charges	441,687	626,291			441,687	626,291
Golf Course			888,341	965,662	888,341	965,662
Sewer			5,276,637	5,026,112	5,276,637	5,026,112
Airport			225,491	274,298	225,491	274,298
Total Expenses	30,499,880	29,843,669	6,390,469	6,266,072	36,890,349	36,109,741
Excess(Deficiency) Prior to Transfers	(83,072)	427,204	(494,812)	13,585	(577,884)	440,789
Transfers	0	(1,714,687)	0	1,714,687	0	0
Change in Net Position	(83,072)	(1,287,483)	(494,812)	1,728,272	(577,884)	440,789
Net Position Beginning of Year	65,908,268	67,195,751	30,845,298	29,117,026	96,753,566	96,312,777
Net Position End of Year	65,825,196	65,908,268	30,350,486	30,845,298	96,175,682	96,753,566

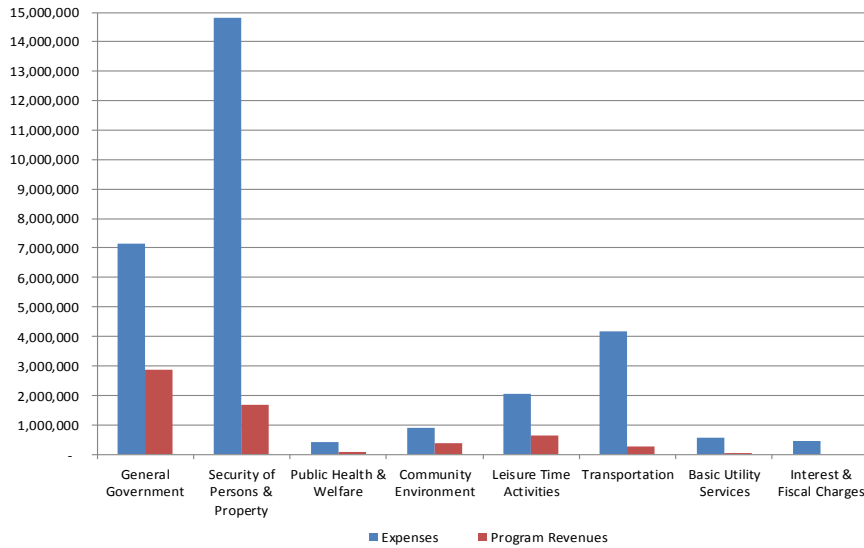
Governmental Activities

Income tax in governmental funds was up 2%. In 2013, Property and other local taxes decreased slightly. Grants and Entitlements decreased by 10% with lower estate tax and local government funds accounting for the drop. Investment earnings increased 34% with the issuance of a note including a premium of \$69,975. Overall there was a slight increase in revenue of 0.5%.

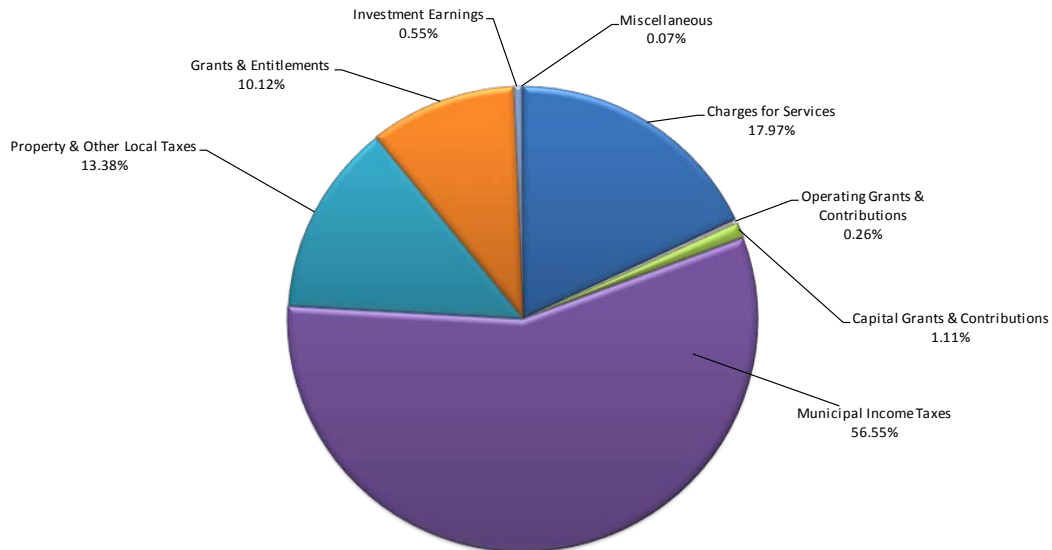
CITY OF WILLOUGHBY, OHIO
MANAGEMENT'S DISCUSSION AND ANALYSIS
FOR THE YEAR ENDED DECEMBER 31, 2013
UNAUDITED

Expenses in governmental activity increased 2.2% in 2013. There was a substantial decrease over 50% for Basic Utility Services as residents of the City began paying for trash collection in July 2012. The largest increase was for Transportation of 18% primarily for snow removal with higher salt usage in 2013 than 2012.

Expenses & Program Revenues - Governmental Activities



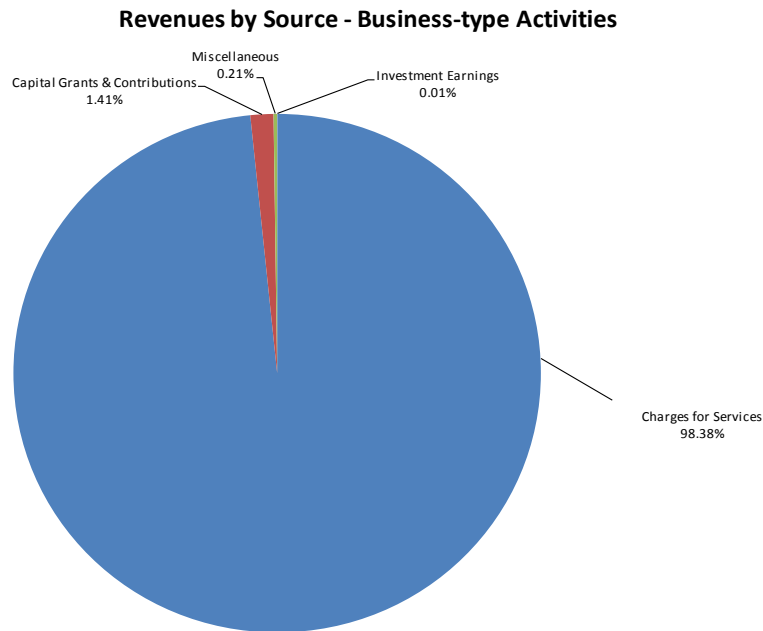
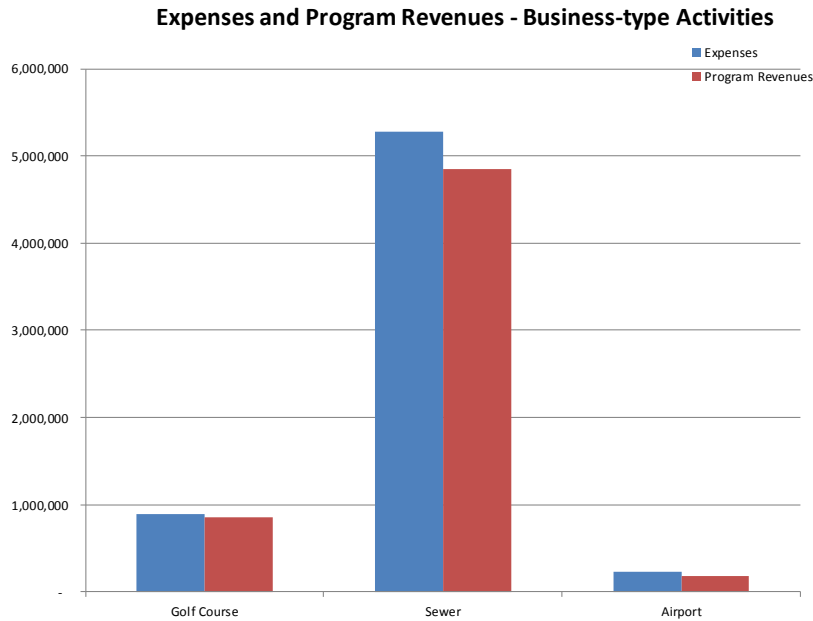
Revenues by Source - Governmental Activities



**CITY OF WILLOUGHBY, OHIO
MANAGEMENT'S DISCUSSION AND ANALYSIS
FOR THE YEAR ENDED DECEMBER 31, 2013
UNAUDITED**

Business-Type Activities

Business-type activities account for 32% of the City of Willoughby's total net position. The Golf Course and Sewer funds both saw decreased revenues for 2013. Expenses increased by 2% in 2013 compared to 2012. This is mainly attributable to higher contractual service costs and depreciation expense in the Sewer fund.



**CITY OF WILLOUGHBY, OHIO
MANAGEMENT'S DISCUSSION AND ANALYSIS
FOR THE YEAR ENDED DECEMBER 31, 2013
UNAUDITED**

Financial Analysis of the City of Willoughby's Funds

As noted earlier, the City uses fund accounting to ensure and demonstrate compliance with finance-related legal requirements.

Governmental Funds - The focus of the City's governmental funds is to provide information on near-term inflows, outflows, and balances of spendable resources. Such information is useful in assessing the City of Willoughby's financing requirements. In particular, unassigned fund balance may serve as a useful measure of the City's net resources available for spending at the end of the fiscal year.

Fund balances are the differences between assets and deferred outflows of resources compared to liabilities and deferred inflows of resources reported in a governmental fund. The nonspendable fund balance includes amounts that are not in spendable form, or amounts that are required to be maintained intact. Restricted fund balance include amounts that can be spent only for the specific purposes stipulated by external providers, such as grant providers or bondholders, as well as amounts that are restricted constitutionally or through legislation. Committed fund balance includes amounts that can be used only for specific purposes that are determined by a formal action of the City's highest level of decision-making authority. Assigned fund balance applies to amounts that are intended for specific purposes as expressed by the governing body or authorized official and applies to remaining resources in any governmental fund other than the general fund. Unassigned fund balance includes all amounts not contained in other classifications for the general fund and deficit fund balances in any other governmental fund.

At the end of the current fiscal year, the City of Willoughby's governmental funds report combined ending fund balances of \$18,087,741. Nonspendable fund balance of \$1,843,727 includes interfund loans, prepaids, inventory, and cemetery investments. Fund balances in the amount of \$7,366,081 are restricted primarily for roads and infrastructure, municipal court purposes, police and fire department operations, and debt service. Committed fund balance of \$458,231 is for capital improvements and is a slight increase from 2012. Assigned fund balance of \$1,994,144 includes future severance payments and other amounts for all of the program functions of government in the General Fund. Unassigned fund balance of \$6,425,558 represents all of the remaining funds, \$7,992,549 of the General Fund reduced by the deficit unassigned balance (\$1,566,991) of the Capital Projects fund.

Proprietary Funds - The City's proprietary fund statements provide similar information to that found in the government-wide financial statements, but in more detail.

Unrestricted net position of the Golf Course fund reflects a deficit of (\$908,647) compared to (\$812,680) in 2012. The amount due to other funds is \$793,903 and is most significantly for debt payments.

Unrestricted net position of the Sewer fund increased from \$2,019,930 to \$2,052,855.

Unrestricted net position of the Airport fund carries a deficit balance of (\$4,446,866). The accumulated deficit is caused by past advances and debt payments that had to be made for the airport from other funds.

CITY OF WILLOUGHBY, OHIO
MANAGEMENT'S DISCUSSION AND ANALYSIS
FOR THE YEAR ENDED DECEMBER 31, 2013
UNAUDITED

General Fund Budgetary Highlights – Adjustments to total budget required to be made for the General fund in 2013 was for a transfer to the Capital Fund. The year saw revenues exceeding forecasts by \$1.9 million and expenditures nearly \$1.7 million under the amounts requested. Income tax and most other categories of revenue exceeded forecasts. The City Administration and Council continue to closely monitor and tighten expenditures by the General fund departments. The City chooses to operate within its original budget framework even though forecasts may be exceeded on the revenue side and expenditures will be contained.

Capital Assets and Debt Administration

Capital Assets - The City's investment in capital assets for governmental and business-type activities as of December 31, 2013, was \$105,751,353 (net of accumulated depreciation). This investment in capital assets includes land, buildings, improvements, machinery and equipment, as well as infrastructure including roads, sidewalks, bridges, traffic signals, street lights, storm sewers, curbs and gutters.

The City's investment in capital assets reflects an increase of 1% over the prior year for governmental activities and less than 1% over for business-type activities. These changes are calculated before depreciation.

City of Willoughby's Capital Assets						
	Governmental Activities		Business-type Activities		Total	
	2013	2012	2013	2012	2013	2012
Land	7,747,042	7,747,042	10,008,483	10,008,483	17,755,525	17,755,525
Construction in Progress	5,420,544	4,739,241	25,391	115,903	5,445,935	4,855,144
Buildings	22,345,671	22,295,295	19,702,697	19,473,633	42,048,368	41,768,928
Improvements	13,860,184	13,842,071	46,965,638	46,642,623	60,825,822	60,484,694
Machinery & Equipment	11,305,015	11,519,048	4,960,561	4,870,290	16,265,576	16,389,338
Infrastructure	48,826,640	48,212,474			48,826,640	48,212,474
Total Capital Assets	109,505,096	108,355,171	81,662,770	81,110,932	191,167,866	189,466,103
Accumulated Depreciation	(47,328,136)	(44,133,007)	(38,088,377)	(36,331,675)	(85,416,513)	(80,464,682)
Capital Assets (Net)	62,176,960	64,222,164	43,574,393	44,779,257	105,751,353	109,001,421

Major capital asset events during 2013 were as follows:

The City completed a road repaving and rehabilitation project utilizing road and bridge levy funds.

The City purchased three new patrol cruisers and two new explorers for the police department. The service department received a tractor, excavator, forklift and dump truck.

Additional information regarding capital assets can be found starting on page 49 of the notes to the basic financial statements.

**CITY OF WILLOUGHBY, OHIO
MANAGEMENT'S DISCUSSION AND ANALYSIS
FOR THE YEAR ENDED DECEMBER 31, 2013
UNAUDITED**

Outstanding Debt - The City's outstanding debt decreased by \$1,794,721.

City of Willoughby's Outstanding Debt at December 31						
	Governmental Activities		Business-Type Activities		Total	
	2013	2012	2013	2012	2013	2012
General Obligation Bonds	13,215,265	14,249,338			13,215,265	14,249,338
Special Assessment Bonds	105,000	140,000			105,000	140,000
Enterprise Bonds w/ G.O. Commitment			3,510,000	3,755,000	3,510,000	3,755,000
OWDA & OPWC	10,205	11,439	6,792,946	7,269,426	6,803,152	7,280,865
Capital Notes Payable	5,625,000	5,625,000	0	0	5,625,000	5,625,000
Police Pension Liability	103,375	106,310			103,375	106,310
TOTAL	19,058,845	20,132,087	10,302,946	11,024,426	29,361,792	31,156,513

State Law limits the amount of debt a city can issue in general obligation bonds to 10.5% of assessed valuation. The City had an assessed valuation of \$570,120,270 at the end of 2013. The City has borrowed 49% of our limitation and some debt that is in our total is not subject to that limitation by state law because the debt was actually issued by another party (i.e. O.W.D.A. or O.P.W.C.).

Short-term debt remains unchanged. The City has an outstanding note of \$5,625,000 for the Riverside Commons Special Assessment. Additional information regarding the City's debt can be found starting on page 57 of the notes to the financial statements.

Economic Factors and Next Year's Budget

The City of Willoughby has remained strong despite a challenging environment of the state and national economy. The City has not reduced its commitment to provide services. With the leadership of the Mayor and Council, a task force on fiscal strategies was assembled. This group of interested citizens guided and recommended several changes and adjustments in the operations of the City. The Mayor and Council have adopted several of these ideas and continue to explore ways to provide services with resources being reduced. The City has done necessary capital improvements and continues to maintain the roads with the help of the road and bridge levy.

The City of Willoughby will continue to monitor the local, regional and national economy and make business decisions that best provide services to our citizens.

Requests for Information

This financial report is designed to provide a general overview of the City of Willoughby for all those with an interest in the City's finances. Questions concerning any of the information provided in this report or requests for additional financial information should be addressed to the Director of Finance, City of Willoughby, One Public Square, Willoughby, Ohio, 44094.



The City of Willoughby™

CITY OF WILLOUGHBY, OHIO
STATEMENT OF NET POSITION
DECEMBER 31, 2013

	Governmental Activities	Business-Type Activities	Total
ASSETS			
Equity in City Treasury Cash and Investments	\$ 16,953,184	\$ 2,187,924	\$ 19,141,108
Inventory	181,556	45,993	227,549
Accrued Interest Receivable	32,444	4,855	37,299
Accounts Receivable	189,183	210,199	399,382
Prepaid Items	1,369	1,867	3,236
Intergovernmental Receivable	2,035,037	335,545	2,370,582
Taxes Receivable	8,816,268	0	8,816,268
Internal Balances	5,285,540	(5,285,540)	0
Restricted Assets - Cash	0	688,807	688,807
Special Assessments Receivable	720,416	0	720,416
Nondepreciable Capital Assets	13,167,586	10,033,874	23,201,460
Depreciable Capital Assets, Net	49,009,374	33,540,519	82,549,893
TOTAL ASSETS	96,391,957	41,764,043	138,156,000
DEFERRED OUTFLOWS OF RESOURCES			
Deferred Charge on Refunding	83,665	37,293	120,958
TOTAL DEFERRED OUTFLOWS OF RESOURCES	83,665	37,293	120,958
LIABILITIES			
Accounts Payable	454,291	88,088	542,379
Matured Compensated Absences Payable	74,929	0	74,929
Salaries, Wages and Benefits Payable	1,480,238	144,214	1,624,452
Accrued Interest Payable	62,319	111,115	173,434
Property Taxes Payable	0	5,586	5,586
Intergovernmental Payable	26,105	26,841	52,946
Notes Payable	5,625,000	0	5,625,000
Matured Bonds and Interest Payable	2,940	0	2,940
Long-Term Liabilities:			
Due Within One Year	2,619,010	1,017,098	3,636,108
Due In More Than One Year	17,151,243	10,057,908	27,209,151
TOTAL LIABILITIES	27,496,075	11,450,850	38,946,925
DEFERRED INFLOWS OF RESOURCES			
Property Taxes	3,154,351	0	3,154,351
TOTAL DEFERRED INFLOWS OF RESOURCES	3,154,351	0	3,154,351
NET POSITION			
Net Investment in Capital Assets	43,410,155	33,308,740	76,718,895
Restricted for:			
Capital Projects	4,517,468	0	4,517,468
Debt Service	4,742,562	0	4,742,562
Equipment Replacement	0	344,404	344,404
Street Construction Maintenance and Repair	1,528,946	0	1,528,946
Security of Persons	1,002,049	0	1,002,049
Municipal Court	832,528	0	832,528
Other Purposes	211,471	0	211,471
Permanent Fund Purpose:			
Nonexpendable - Cemetery Fund	272,412	0	272,412
Unrestricted (Deficit)	9,307,605	(3,302,658)	6,004,947
TOTAL NET POSITION	\$ 65,825,196	\$ 30,350,486	\$ 96,175,682

See accompanying notes to the basic financial statements.

CITY OF WILLOUGHBY, OHIO
STATEMENT OF ACTIVITIES
FOR THE YEAR ENDED DECEMBER 31, 2013

	PROGRAM REVENUES				NET (EXPENSE) REVENUE AND CHANGES IN NET POSITION		
	Expenses	Charges for Services and Sales	Operating Grants, Contributions and Interest	Capital Grants and Contributions	Governmental Activities	Business-Type Activities	Total
GOVERNMENTAL ACTIVITIES							
General Government	\$ 7,134,225	\$ 2,867,693	\$ 0	\$ 0	\$ (4,266,532)		\$ (4,266,532)
Security of Persons and Property	14,830,891	1,608,153	73,102	0	(13,149,636)		(13,149,636)
Public Health and Welfare	406,384	71,609	0	0	(334,775)		(334,775)
Community Environment	897,265	376,518	4,500	0	(516,247)		(516,247)
Leisure Time Activities	2,061,913	540,582	0	93,480	(1,427,851)		(1,427,851)
Transportation	4,180,207	343	0	242,266	(3,937,598)		(3,937,598)
Basic Utility Services	547,308	0	0	1,644	(545,664)		(545,664)
Interest and Fiscal Charges	441,687	0	0	0	(441,687)		(441,687)
TOTAL GOVERNMENTAL ACTIVITIES	30,499,880	5,464,898	77,602	337,390	(24,619,990)		(24,619,990)
BUSINESS-TYPE ACTIVITIES							
Golf Course	888,341	849,164	0	7,777		\$ (31,400)	(31,400)
Sewer	5,276,637	4,770,815	0	75,163		(430,659)	(430,659)
Airport	225,491	180,116	0	0		(45,375)	(45,375)
TOTAL BUSINESS-TYPE ACTIVITIES	6,390,469	5,800,095	0	82,940		(507,434)	(507,434)
TOTAL	\$36,890,349	\$11,264,993	\$77,602	\$420,330	(24,619,990)	(507,434)	(25,127,424)
GENERAL REVENUES							
Property Taxes Levied for:							
					1,050,684		1,050,684
					1,350,134		1,350,134
					814,140		814,140
Income Taxes Levied for:							
					17,200,573		17,200,573
Other Taxes							
					167,783		167,783
					238,577		238,577
					221,776		221,776
					225,813		225,813
					3,079,431		3,079,431
					166,562	322	166,884
					10,587	1,144	11,731
					10,858	11,156	22,014
TOTAL GENERAL REVENUE					24,536,918	12,622	24,549,540
CHANGE IN NET POSITION					(83,072)	(494,812)	(577,884)
NET POSITION BEGINNING OF YEAR					65,908,268	30,845,298	96,753,566
NET POSITION END OF YEAR					\$ 65,825,196	\$ 30,350,486	\$ 96,175,682

See accompanying notes to the basic financial statements.

CITY OF WILLOUGHBY, OHIO
BALANCE SHEET
GOVERNMENTAL FUNDS
AS OF DECEMBER 31, 2013

	<u>GENERAL</u>	<u>CAPITAL PROJECTS</u>	<u>GENERAL BOND RETIREMENT</u>	<u>OTHER GOVERNMENTAL FUNDS</u>	<u>TOTAL GOVERNMENTAL FUNDS</u>
ASSETS AND DEFERRED OUTFLOWS OF RESOURCES					
Assets:					
Equity in City Treasury Cash and Investments	\$8,223,923	\$4,567,577	\$398,525	\$3,435,881	\$16,625,906
Inventory - Supplies	110,892	0	0	70,664	181,556
Accrued Interest Receivable	24,173	8,271	0	0	32,444
Accounts Receivable	187,903	0	0	1,280	189,183
Prepaid Items	1,369	0	0	0	1,369
Due from Other Governments	1,145,472	8,420	51,643	829,502	2,035,037
Taxes Receivable	6,379,455	0	986,936	1,449,877	8,816,268
Due from Other Funds	1,360,214	28,176	3,897,150	0	5,285,540
Special Assessments Receivable	<u>0</u>	<u>0</u>	<u>0</u>	<u>720,416</u>	<u>720,416</u>
TOTAL ASSETS	<u>17,433,401</u>	<u>4,612,444</u>	<u>5,334,254</u>	<u>6,507,620</u>	<u>33,887,719</u>
TOTAL ASSETS AND DEFERRED OUTFLOWS OF RESOURCES	<u>\$17,433,401</u>	<u>\$4,612,444</u>	<u>\$5,334,254</u>	<u>\$6,507,620</u>	<u>\$33,887,719</u>
LIABILITIES, DEFERRED INFLOWS OF RESOURCES AND FUND BALANCES					
Liabilities:					
Accounts Payable	\$105,611	\$59,608	\$0	\$289,072	\$454,291
Matured Compensated Absences Payable	74,929	0	0	0	74,929
Salaries, Wages, and Benefits Payable	1,350,531	0	0	129,707	1,480,238
Due to Other Governments	1,427	0	0	24,678	26,105
Notes Payable	0	5,625,000	0	0	5,625,000
Matured Bonds & Interest Payable	<u>0</u>	<u>0</u>	<u>2,940</u>	<u>0</u>	<u>2,940</u>
TOTAL LIABILITIES	<u>1,532,498</u>	<u>5,684,608</u>	<u>2,940</u>	<u>443,457</u>	<u>7,663,503</u>
Deferred Inflows of Resources:					
Property Taxes	884,316	0	919,346	1,350,689	3,154,351
Unavailable Revenue - Income Tax	2,646,995	0	0	0	2,646,995
Unavailable Revenue - Grants and Entitlements	748,405	0	51,643	485,868	1,285,916
Unavailable Revenue - Special Assessments	0	0	0	720,416	720,416
Unavailable Revenue - Delinquent Property Taxes	64,378	0	67,590	99,188	231,156
Unavailable Revenue - Other	<u>97,641</u>	<u>0</u>	<u>0</u>	<u>0</u>	<u>97,641</u>
TOTAL DEFERRED INFLOWS OF RESOURCES	<u>4,441,735</u>	<u>0</u>	<u>1,038,579</u>	<u>2,656,161</u>	<u>8,136,475</u>
Fund Balances:					
Nonspendable	1,472,475	28,176	0	343,076	1,843,727
Restricted	0	8,420	4,292,735	3,064,926	7,366,081
Committed	0	458,231	0	0	458,231
Assigned	1,994,144	0	0	0	1,994,144
Unassigned (Deficit)	<u>7,992,549</u>	<u>(1,566,991)</u>	<u>0</u>	<u>0</u>	<u>6,425,558</u>
TOTAL FUND BALANCES	<u>11,459,168</u>	<u>(1,072,164)</u>	<u>4,292,735</u>	<u>3,408,002</u>	<u>18,087,741</u>
TOTAL LIABILITIES, DEFERRED INFLOWS OF RESOURCES AND FUND BALANCES	<u>\$17,433,401</u>	<u>\$4,612,444</u>	<u>\$5,334,254</u>	<u>\$6,507,620</u>	<u>\$33,887,719</u>

See accompanying notes to the basic financial statements.

CITY OF WILLOUGHBY, OHIO
RECONCILIATION OF TOTAL GOVERNMENTAL FUND BALANCES TO
NET POSITION OF GOVERNMENTAL ACTIVITIES
AS OF DECEMBER 31, 2013

TOTAL GOVERNMENTAL FUND BALANCES \$18,087,741

Amounts reported for government activities in the statement of net position are different because:

Capital assets used in governmental activities are not financial resources and therefore are not reported in the funds. 62,176,960

Other long-term assets are not available to pay for current-period expenditures and therefore are reported as unavailable revenue in the funds.

Municipal Income Taxes	2,646,995
Delinquent Property Taxes	231,156
Grants and Entitlements	1,265,916
Charges for Services	96,567
Special Assessments	720,416
Fines and Forfeitures	21,074
	4,982,124

Total 4,982,124

Internal service funds are used by management to charge costs of certain activities such as insurance to individual funds. Assets and liabilities of the Internal Service fund are included in Governmental Activities in the Statement of Net Position. 327,278

Charges on Refunding are being amortized over the life of the bonds in the statement of net position. \$83,665

Long-term liabilities, including bonds payable and accrued interest payable, are not due and payable in the current period and therefore are not reported in the funds.

General Obligation Bonds	(13,215,265)
OPWC Loans	(10,205)
Special Assessments	(105,000)
Police Pension Liability	(103,375)
Landfill Post Closure Care Liability	(676,635)
Compensated Absences	(5,659,773)
Accrued Interest Payable	(62,319)
	(19,832,572)

Total (19,832,572)

NET POSITION OF GOVERNMENTAL ACTIVITIES **\$ 65,825,196**

See accompanying notes to the basic financial statements.

CITY OF WILLOUGHBY, OHIO
STATEMENT OF REVENUES, EXPENDITURES, AND CHANGES IN FUND BALANCES
GOVERNMENTAL FUNDS
FOR THE YEAR ENDED DECEMBER 31, 2013

	<u>GENERAL</u>	<u>CAPITAL PROJECTS</u>	<u>GENERAL BOND RETIREMENT</u>	<u>OTHER GOVERNMENTAL FUNDS</u>	<u>TOTAL GOVERNMENTAL FUNDS</u>
REVENUES:					
Municipal Income Taxes	\$17,014,038	\$0	\$0	\$0	\$17,014,038
Property and Other Local Taxes	1,767,864	111,855	823,752	1,436,079	4,139,550
Intergovernmental	2,037,980	24,728	161,672	1,539,536	3,763,916
Charges for Services	1,384,294	0	0	303,281	1,687,575
Special Assessments	0	0	0	654,416	654,416
Fines and Forfeitures	2,162,324	0	0	450,539	2,612,863
Licenses & Permits	252,721	0	0	0	252,721
Interest	96,587	0	69,975	0	166,562
Miscellaneous	<u>0</u>	<u>24</u>	<u>0</u>	<u>2,645</u>	<u>2,669</u>
TOTAL REVENUES	<u>24,715,808</u>	<u>136,607</u>	<u>1,055,399</u>	<u>4,386,496</u>	<u>30,294,310</u>
EXPENDITURES:					
Current:					
General Government	6,431,115	108,533	24,600	218,215	6,782,463
Security of Persons and Property	11,975,328	107,836	0	2,106,660	14,189,824
Public Health and Welfare	392,920	0	0	0	392,920
Community Environment	827,049	2,025	0	50,493	879,567
Leisure Time Activities	824,802	4,123	0	935,437	1,764,362
Transportation	0	1,000	0	1,431,221	1,432,221
Basic Utility Services	124,258	13,451	0	0	137,709
Capital Outlay	0	1,015,547	0	1,309,361	2,324,908
Debt Service:					
Principal	0	0	1,006,234	35,000	1,041,234
Interest	<u>0</u>	<u>0</u>	<u>445,244</u>	<u>8,190</u>	<u>453,434</u>
TOTAL EXPENDITURES	<u>20,575,472</u>	<u>1,252,515</u>	<u>1,476,078</u>	<u>6,094,577</u>	<u>29,398,642</u>
EXCESS OF REVENUES OVER (UNDER) EXPENDITURES	4,140,336	(1,115,908)	(420,679)	(1,708,081)	895,668
OTHER FINANCING SOURCES (USES):					
Transfers In	0	1,800,000	150,000	1,800,000	3,750,000
Transfers Out	(3,600,000)	0	0	(150,000)	(3,750,000)
Sale of Assets	<u>0</u>	<u>50,831</u>	<u>0</u>	<u>8,189</u>	<u>59,020</u>
TOTAL OTHER FINANCING SOURCES (USES)	<u>(3,600,000)</u>	<u>1,850,831</u>	<u>150,000</u>	<u>1,658,189</u>	<u>59,020</u>
NET CHANGE IN FUND BALANCES	540,336	734,923	(270,679)	(49,892)	954,688
FUND BALANCE BEGINNING OF YEAR	10,926,131	(1,807,087)	4,563,414	3,586,440	17,268,898
INCREASE (DECREASE) IN RESERVE FOR INVENTORY	<u>(7,299)</u>	<u>0</u>	<u>0</u>	<u>(128,546)</u>	<u>(135,845)</u>
FUND BALANCES END OF YEAR	<u>\$11,459,168</u>	<u>(\$1,072,164)</u>	<u>\$4,292,735</u>	<u>\$3,408,002</u>	<u>\$18,087,741</u>

See accompanying notes to the basic financial statements.

CITY OF WILLOUGHBY, OHIO
RECONCILIATION OF THE STATEMENT OF REVENUES, EXPENDITURES, AND
CHANGES IN FUND BALANCES OF GOVERNMENTAL FUNDS TO THE
STATEMENT OF ACTIVITIES
FOR THE YEAR ENDED DECEMBER 31, 2013

NET CHANGES IN FUND BALANCES-TOTAL GOVERNMENTAL FUNDS \$ 954,688

Amounts reported for government activities in the statement of activities are different because:

Government funds report capital outlays as expenditures. However, in the statement of activities, the cost of those assets is allocated over their estimated useful lives as depreciation expense. This is the amount by which depreciation exceeded capital outlays in the current period.

Capital Asset Additions	2,324,908	
Current Year Depreciation	<u>(4,329,868)</u>	
Total		(2,004,960)

The net effect of other transactions involving capital assets is a decrease to net assets.

Disposal-net	<u>(40,244)</u>	
Total		(40,244)

Revenues in the statement of activities that do not provide current financial resources are not reported as revenues in the funds.

Municipal Income Taxes	186,535	
Delinquent Property Taxes	(70,642)	
Grants and Entitlements	(271,137)	
Charges for Services	(9,730)	
Special Assessments	(58,923)	
Fines and Forfeitures	341	
Total	<u> </u>	(223,556)

The repayment of bond principal, police pension, and landfill closure costs are expenditures in the governmental funds but the repayment reduces long-term liabilities in the statement of net position.

	<u>1,095,490</u>	1,095,490
--	------------------	-----------

Some expenses reported in the statement of activities, including compensated absences and accrued interest, do not require the use of current financial resources and therefore are not reported as expenditures in governmental funds.

Compensated Absences	(67,670)	
Accrued Interest	(8,030)	
Amortization of Premium	29,073	
Amortization of Deferral on Refunding	(9,296)	
Change in Inventory	<u>(135,845)</u>	
Total		<u>(191,768)</u>

Internal service funds are used by management to account for a retrospective rating workers' compensation program. The net revenue of the Internal Service fund is reported on the Governmental Activities.

	<u>327,278</u>	
--	----------------	--

CHANGE IN NET POSITION OF GOVERNMENTAL ACTIVITIES \$ (83,072)

See accompanying notes to the basic financial statements.

CITY OF WILLOUGHBY, OHIO
STATEMENT OF REVENUES, EXPENDITURES, AND CHANGES
IN FUND BALANCE - BUDGET(Non-GAAP Basis) AND ACTUAL
GENERAL FUND
FOR THE YEAR ENDED DECEMBER 31, 2013

	<u>BUDGETED AMOUNTS</u>			VARIANCE WITH FINAL BUDGET POSITIVE (NEGATIVE)
	<u>ORIGINAL</u>	<u>FINAL</u>	<u>ACTUAL</u>	<u>(NEGATIVE)</u>
REVENUES:				
Municipal Income Taxes	\$16,184,980	\$16,184,980	\$17,295,394	\$1,110,414
Property and Other Local Taxes	1,696,220	1,696,220	1,766,954	70,734
Intergovernmental	1,508,107	1,508,107	2,109,601	601,494
Charges for Services	1,228,700	1,228,700	1,270,186	41,486
Fines and Forfeitures	2,017,000	2,017,000	2,131,088	114,088
Licenses and Permits	235,200	235,200	251,244	16,044
Interest Income	100,000	100,000	96,792	(3,208)
Other	<u>125,000</u>	<u>125,000</u>	<u>117,500</u>	<u>(7,500)</u>
Total Revenues	<u>23,095,207</u>	<u>23,095,207</u>	<u>25,038,759</u>	<u>1,943,552</u>
EXPENDITURES:				
Legislative- Council	116,185	116,185	102,638	13,547
Judicial- Municipal Court	2,281,977	2,281,977	1,926,897	355,080
Executive-Mayor	<u>19,723,035</u>	<u>19,723,035</u>	<u>18,404,933</u>	<u>1,318,102</u>
Total Expenditures	<u>22,121,197</u>	<u>22,121,197</u>	<u>20,434,468</u>	<u>1,686,729</u>
Excess of Revenues Over (Under) Expenditures	974,010	974,010	4,604,291	3,630,281
OTHER FINANCING SOURCES (USES):				
Transfers Out	(1,800,000)	(3,600,000)	(3,600,000)	0
Other	<u>40,000</u>	<u>40,000</u>	<u>242,580</u>	<u>202,580</u>
Total Other Financing Sources (Uses)	<u>(1,760,000)</u>	<u>(3,560,000)</u>	<u>(3,357,420)</u>	<u>202,580</u>
NET CHANGE IN FUND BALANCE	(785,990)	(2,585,990)	1,246,871	3,832,861
FUND BALANCE BEGINNING OF YEAR	5,561,858	5,561,858	5,561,858	0
Prior Year Encumbrances Appropriated	<u>20,813</u>	<u>20,813</u>	<u>20,813</u>	<u>0</u>
FUND BALANCE END OF YEAR	<u>\$4,796,681</u>	<u>\$2,996,681</u>	<u>\$6,829,542</u>	<u>\$3,832,861</u>

See accompanying notes to the basic financial statements.

CITY OF WILLOUGHBY, OHIO
STATEMENT OF NET POSITION
PROPRIETARY FUNDS
AS OF DECEMBER 31, 2013

	<u>BUSINESS-TYPE ACTIVITIES</u>			<u>GOVERNMENTAL ACTIVITIES</u>	
	<u>GOLF COURSE</u>	<u>SEWER</u>	<u>AIRPORT</u>	<u>TOTAL</u>	<u>INTERNAL SERVICE FUND</u>
ASSETS					
CURRENT ASSETS					
Equity in City Treasury Cash and Investments	\$16,905	\$1,983,616	\$187,403	\$2,187,924	\$327,278
Inventory	4,224	41,769	0	45,993	0
Accrued Interest Receivable	0	4,855	0	4,855	0
Accounts Receivable	190	186,666	23,343	210,199	0
Prepaid Expenses	0	0	1,867	1,867	0
Due from Other Funds	0	158,737	0	158,737	0
Due from Other Governments	<u>85</u>	<u>335,460</u>	<u>0</u>	<u>335,545</u>	<u>0</u>
TOTAL CURRENT ASSETS	<u>21,404</u>	<u>2,711,103</u>	<u>212,613</u>	<u>2,945,120</u>	<u>327,278</u>
NONCURRENT ASSETS					
Restricted Assets:					
Cash Investments	0	688,807	0	688,807	0
Land and Construction in Progress	2,273,366	425,132	7,335,376	10,033,874	0
Depreciable Capital Assets, Net	<u>2,101,951</u>	<u>30,601,603</u>	<u>836,965</u>	<u>33,540,519</u>	<u>0</u>
TOTAL NONCURRENT ASSETS	<u>4,375,317</u>	<u>31,715,542</u>	<u>8,172,341</u>	<u>44,263,200</u>	<u>0</u>
TOTAL ASSETS	<u>4,396,721</u>	<u>34,426,645</u>	<u>8,384,954</u>	<u>47,208,320</u>	<u>327,278</u>
DEFERRED OUTFLOWS OF RESOURCES					
Deferred Charge on Refunding	<u>37,293</u>	<u>0</u>	<u>0</u>	<u>37,293</u>	<u>0</u>
TOTAL DEFERRED OUTFLOWS OF RESOURCES	<u>37,293</u>	<u>0</u>	<u>0</u>	<u>37,293</u>	<u>0</u>
LIABILITIES					
CURRENT LIABILITIES					
Accounts Payable	3,157	81,666	3,265	88,088	0
Salaries, Wages & Benefits Payable	30,437	308,985	0	339,422	0
Accrued Interest Payable	2,421	108,440	254	111,115	0
Property Taxes Payable	0	0	5,586	5,586	0
Due to Other Funds	793,903	0	158,737	952,640	0
Due to Other Governments	0	26,841	0	26,841	0
Bonds Payable	<u>180,000</u>	<u>636,890</u>	<u>5,000</u>	<u>821,890</u>	<u>0</u>
TOTAL CURRENT LIABILITIES	<u>1,009,918</u>	<u>1,162,822</u>	<u>172,842</u>	<u>2,345,582</u>	<u>0</u>
NONCURRENT LIABILITIES					
Salaries, Wages & Benefits Payable	100,133	476,719	0	576,852	0
Due to Other Funds	0	0	4,491,637	4,491,637	0
Bonds Payable	<u>1,645,000</u>	<u>7,691,056</u>	<u>145,000</u>	<u>9,481,056</u>	<u>0</u>
TOTAL NONCURRENT LIABILITIES	<u>1,745,133</u>	<u>8,167,775</u>	<u>4,636,637</u>	<u>14,549,545</u>	<u>0</u>
TOTAL LIABILITIES	<u>2,755,051</u>	<u>9,330,597</u>	<u>4,809,479</u>	<u>16,895,127</u>	<u>0</u>
NET POSITION					
Net Investment in Capital Assets	2,587,610	22,698,789	8,022,341	33,308,740	0
Restricted for:					
Equipment Replacement	0	344,404	0	344,404	0
Unrestricted (Deficit)	<u>(908,647)</u>	<u>2,052,855</u>	<u>(4,446,866)</u>	<u>(3,302,658)</u>	<u>327,278</u>
TOTAL NET POSITION	<u>\$1,678,963</u>	<u>\$25,096,048</u>	<u>\$3,575,475</u>	<u>\$30,350,486</u>	<u>\$327,278</u>

See accompanying notes to the basic financial statements.

CITY OF WILLOUGHBY, OHIO
STATEMENT OF REVENUES, EXPENSES
AND CHANGES IN NET POSITION
PROPRIETARY FUNDS
FOR THE YEAR ENDED DECEMBER 31, 2013

	<u>BUSINESS-TYPE ACTIVITIES</u>				<u>GOVERNMENTAL ACTIVITIES</u>
	<u>GOLF COURSE</u>	<u>SEWER</u>	<u>AIRPORT</u>	<u>TOTAL</u>	<u>INTERNAL SERVICE FUND</u>
OPERATING REVENUES:					
Charges for Services	\$849,164	\$4,770,815	\$23,417	\$5,643,396	\$327,278
Rentals	<u>0</u>	<u>0</u>	<u>156,699</u>	<u>156,699</u>	<u>0</u>
Total Operating Revenues	<u>849,164</u>	<u>4,770,815</u>	<u>180,116</u>	<u>5,800,095</u>	<u>327,278</u>
OPERATING EXPENSES:					
Personal Services	416,808	2,373,650	96,484	2,886,942	0
Contractual Services	113,990	688,591	8,141	810,722	0
Materials & Supplies	172,088	130,583	6,006	308,677	0
Heat, Light & Power	30,055	273,723	12,226	316,004	0
Other Expenses	5,625	17,883	987	24,495	0
Depreciation	<u>146,718</u>	<u>1,539,776</u>	<u>98,078</u>	<u>1,784,572</u>	<u>0</u>
Total Operating Expenses	<u>885,284</u>	<u>5,024,206</u>	<u>221,922</u>	<u>6,131,412</u>	<u>0</u>
Net Income (Loss) from Operations	<u>(36,120)</u>	<u>(253,391)</u>	<u>(41,806)</u>	<u>(331,317)</u>	<u>327,278</u>
NON-OPERATING REVENUES (EXPENSES):					
Interest - Income	0	306	16	322	0
- Expense	<u>(3,057)</u>	<u>(252,431)</u>	<u>(3,569)</u>	<u>(259,057)</u>	<u>0</u>
Other - Income	<u>630</u>	<u>11,670</u>	<u>0</u>	<u>12,300</u>	<u>0</u>
Total Non-Operating Revenues (Expenses)	<u>(2,427)</u>	<u>(240,455)</u>	<u>(3,553)</u>	<u>(246,435)</u>	<u>0</u>
Net Income (Loss) Before Contributions	<u>(38,547)</u>	<u>(493,846)</u>	<u>(45,359)</u>	<u>(577,752)</u>	<u>327,278</u>
Capital Contributions	<u>7,777</u>	<u>75,163</u>	<u>0</u>	<u>82,940</u>	<u>0</u>
CHANGE IN NET POSITION	<u>(30,770)</u>	<u>(418,683)</u>	<u>(45,359)</u>	<u>(494,812)</u>	<u>327,278</u>
NET POSITION BEGINNING OF YEAR	<u>1,709,733</u>	<u>25,514,731</u>	<u>3,620,834</u>	<u>30,845,298</u>	<u>0</u>
NET POSITION END OF YEAR	<u>\$1,678,963</u>	<u>\$25,096,048</u>	<u>\$3,575,475</u>	<u>\$30,350,486</u>	<u>\$327,278</u>

See accompanying notes to the basic financial statements.

CITY OF WILLOUGHBY, OHIO
STATEMENT OF CASH FLOWS
PROPRIETARY FUNDS
FOR THE YEAR ENDED DECEMBER 31, 2013

(continued on following page)

	<u>Business-Type Activities</u>				<u>Governmental</u>
	<u>Golf</u>			<u>Total</u>	<u>Internal</u>
	<u>Course</u>	<u>Sewer</u>	<u>Airport</u>		<u>Service Fund</u>
Cash flows from operating activities:					
Receipts from customers and users	\$851,272	\$5,346,578	\$177,760	\$6,375,610	\$327,278
Receipts from other fund	20,000	0	0	20,000	0
Payments to suppliers	(318,722)	(1,725,024)	(26,469)	(2,070,215)	0
Payments to employees	<u>(409,091)</u>	<u>(2,315,368)</u>	<u>(109,199)</u>	<u>(2,833,658)</u>	<u>0</u>
NET CASH PROVIDED BY (USED FOR) OPERATING ACTIVITIES	<u>143,459</u>	<u>1,306,186</u>	<u>42,092</u>	<u>1,491,737</u>	<u>327,278</u>
Cash flows from capital and related financing activities:					
Net proceeds from sale of debt	0	105,519	0	105,519	0
Acquisition and construction of capital assets	(41,059)	(538,649)	0	(579,708)	0
Principal reduction on long-term debt	(175,000)	(646,999)	(5,000)	(826,999)	0
Interest paid on long-term debt	(3,057)	(252,431)	(3,569)	(259,057)	0
Contribution of capital from grants	7,777	0	0	7,777	0
Contributions from customers	0	86,319	0	86,319	0
Proceeds from the sale of capital assets	<u>630</u>	<u>514</u>	<u>0</u>	<u>1,144</u>	<u>0</u>
NET CASH PROVIDED BY (USED FOR) CAPITAL AND RELATED FINANCING ACTIVITIES	<u>(210,709)</u>	<u>(1,245,727)</u>	<u>(8,569)</u>	<u>(1,465,005)</u>	<u>0</u>
Cash flows from investing activities:					
Interest on investments	0	306	16	322	0
NET CASH PROVIDED BY INVESTING ACTIVITIES	<u>0</u>	<u>306</u>	<u>16</u>	<u>322</u>	<u>0</u>
NET INCREASE (DECREASE) IN CASH AND CASH EQUIVALENTS	(67,250)	60,765	33,539	27,054	327,278
CASH AND CASH EQUIVALENTS AT BEGINNING OF YEAR	<u>84,155</u>	<u>2,611,658</u>	<u>153,864</u>	<u>2,849,677</u>	<u>0</u>
CASH AND CASH EQUIVALENTS AT END OF YEAR	<u>\$16,905</u>	<u>\$2,672,423</u>	<u>\$187,403</u>	<u>\$2,876,731</u>	<u>\$327,278</u>

Sewer Fund includes \$ 688,807 of cash and cash equivalent in restricted assets

See accompanying notes to the basic financial statements.

CITY OF WILLOUGHBY, OHIO
STATEMENT OF CASH FLOWS
PROPRIETARY FUNDS
FOR THE YEAR ENDED DECEMBER 31, 2013

(continued)

	<u>Business-Type Activities</u>				<u>Governmental</u>
	<u>Golf</u>	<u>Sewer</u>	<u>Airport</u>	<u>Total</u>	<u>Internal</u>
	<u>Course</u>				<u>Service Fund</u>
RECONCILIATION OF OPERATING INCOME (LOSS) TO NET CASH FROM OPERATING ACTIVITIES:					
Operating income (loss)	(\$36,120)	(\$253,391)	(\$41,806)	(\$331,317)	\$327,278
Adjustments to reconcile operating income (loss) to net cash from operating activities:					
Depreciation	146,718	1,539,776	98,078	\$1,784,572	0
Change in assets and liabilities:					
(Increase) decrease in inventory of supplies	(51)	1,973	0	1,922	0
(Increase) decrease in accounts receivable	(32)	(8,982)	(3,044)	(12,058)	0
(Increase) decrease in accrued interest receivable	0	(538)	0	(538)	0
(Increase) decrease in prepaid expense	0	0	461	461	0
(Increase) decrease in due from other funds	2,225	11,661	688	14,574	0
(Increase) decrease in due from other govts	(85)	573,622	0	573,537	0
(Increase) decrease in deferred charges	4,144	0	0	4,144	0
Increase (decrease) in accounts payable	30	(632,001)	258	(631,713)	0
Increase (decrease) in accrued salaries, wages, and benefits	7,717	58,282	(12,715)	53,284	0
Increase (decrease) in accrued interest payable	(1,087)	(11,041)	(99)	(12,227)	0
Increase (decrease) in property tax liabilities	0	0	271	271	0
Increase (decrease) in due to other funds	20,000	0	0	20,000	0
Increase (decrease) in due to other governments	0	26,825	0	26,825	0
TOTAL ADJUSTMENTS	<u>179,579</u>	<u>1,559,577</u>	<u>83,898</u>	<u>1,823,054</u>	<u>0</u>
NET CASH PROVIDED BY (USED FOR) OPERATING ACTIVITIES	<u>\$143,459</u>	<u>\$1,306,186</u>	<u>\$42,092</u>	<u>\$1,491,737</u>	<u>\$327,278</u>

See accompanying notes to the basic financial statements.

CITY OF WILLOUGHBY, OHIO
STATEMENT OF FIDUCIARY ASSETS AND LIABILITIES
FIDUCIARY FUNDS
AS OF DECEMBER 31, 2013

AGENCY FUNDS

ASSETS	
Equity in City Treasury Cash and Investments	\$1,964,039
Accounts Receivable	<u>238,710</u>
TOTAL ASSETS	<u>\$2,202,749</u>
LIABILITIES	
Accounts Payable	\$1,594,942
Deposits Held and Due to Others	216,139
Due to Other Governments	<u>391,668</u>
TOTAL LIABILITIES	<u>\$2,202,749</u>

See accompanying notes to the basic financial statements.

CITY OF WILLOUGHBY, OHIO
NOTES TO THE BASIC FINANCIAL STATEMENTS
FOR THE YEAR ENDED DECEMBER 31, 2013

NOTE 1: REPORTING ENTITY

The Village of Willoughby was incorporated on August 3, 1853, under laws of the State of Ohio. On June 19, 1951, a voter-approved charter became effective establishing Willoughby as a city and a mayor-council form of government.

A reporting entity is comprised of the primary government, component units, and other organizations that are included to ensure that the financial statements are not misleading.

The City of Willoughby's primary government consists of all funds and departments which are not legally separate from the City. They include police and fire protection, public health, parks and recreation, street maintenance, planning and zoning, municipal court, and other general government services. In addition, the City owns and operates a wastewater treatment and collection system, a golf course, and a general aviation airport that are reported as enterprise funds. None of these services are provided by legally separate organizations; therefore, these operations are included in the primary government. The operation of each of these activities is directly controlled by Council through the budgetary process.

A legally separate organization is a component unit of the primary government if 1) the primary government is financially accountable for the organization; 2) the nature and significance of the relationship between the primary government and the organization are such that the exclusion would cause the reporting entity's basic financial statements to be misleading or incomplete; or 3) the organization is closely related to or financially integrated with the primary government. Component units may also include organizations which are fiscally dependent on the City in that the City approves the budget, the issuance of debt, or the levying of taxes. The reporting entity of the City does not include any component units.

The City is associated with one jointly governed organization, the Northeast Ohio Public Energy Council. Information about the organization is presented in Note 21 to the basic financial statements.

NOTE 2: SUMMARY OF SIGNIFICANT ACCOUNTING POLICIES

The financial statements of the City of Willoughby have been prepared in conformity with Generally Accepted Accounting Principles (GAAP) as applied to governmental units. The Governmental Accounting Standards Board (GASB) is the accepted standard-setting body for establishing governmental accounting and financial reporting principles. The more significant of the City's accounting policies are described below.

A. Basis of Presentation

The City's basic financial statements consist of government-wide statements, including a statement of net position and a statement of activities, and fund financial statements, which provide a more detailed level of financial information.

CITY OF WILLOUGHBY, OHIO
NOTES TO THE BASIC FINANCIAL STATEMENTS
FOR THE YEAR ENDED DECEMBER 31, 2013

Government-wide Financial Statements – The statement of net position and the statement of activities display information about the City as a whole. These statements include the financial activities of the primary government, except for fiduciary funds. As a general rule, the activity of the internal service fund is eliminated to avoid “doubling up” revenues and expenses. An exception to this general rule is that interfund services provided and used are not eliminated in the process of consolidation. The statements distinguish between those activities of the City that are governmental and those that are considered business-type.

The statement of net position presents the financial condition of the governmental and business-type activities of the City at year-end. The statement of activities presents a comparison between direct expenses and program revenues for each program or function of the City’s governmental activities and for the business-type activities of the City. Direct expenses are those that are specifically associated with a service, program, or department and therefore clearly identifiable to a particular function. Program revenues include charges paid by the recipient of the goods or services offered by the program, grants, and contributions that are restricted to meeting the operational or capital requirements of a particular program and interest earned on grants that is required to be used to support a particular program. Revenues which are not classified as program revenues are presented as general revenues of the City with certain limited exceptions. The comparison of direct expenses with program revenues identifies the extent to which each governmental program or business activity is self-financing or draws from the general revenues of the City.

Fund Financial Statements – Fund financial statements are designed to present financial information of the City at a more detailed level. The focus of governmental and enterprise fund financial statements is on major funds. Each major fund is presented in a separate column. Nonmajor funds are aggregated and presented in a single column. Fiduciary funds are reported by type.

B. Fund Accounting

The City uses funds to maintain its financial records during the year. A fund is defined as a fiscal and accounting entity with a self-balancing set of accounts. There are three categories of funds: governmental, proprietary, and fiduciary.

Governmental Funds – Governmental funds are those through which most governmental functions are financed. Governmental fund reporting focuses on the sources, uses, and balances of current financial resources. Expendable assets and deferred outflows of resources are assigned to the various governmental funds according to the purposes for which they may or must be used. Current liabilities and deferred inflows of resources are assigned to the fund from which they will be paid. The difference between governmental fund assets and deferred outflows of resources compared to liabilities and deferred inflows of resources is reported as fund balance.

CITY OF WILLOUGHBY, OHIO
NOTES TO THE BASIC FINANCIAL STATEMENTS
FOR THE YEAR ENDED DECEMBER 31, 2013

The following are the City's major governmental funds:

- ▶ **General Fund** – The general fund accounts for all financial resources except those required to be accounted for in another fund. The general fund balance is available to the City for any purpose provided it is expended or transferred according to the charter of the City of Willoughby and/or the general laws of Ohio.
- ▶ **Capital Projects Fund** – This fund accounts for various capital projects and equipment financed by transfers from the General fund, intergovernmental revenue, interest, and the sale of debt and existing capital assets.
- ▶ **General Bond Retirement Fund** – The general bond retirement fund accounts for the accumulation of resources for and the payment of interest and principal on general obligation bonds.

The other governmental funds of the City account for grants and other resources whose use is restricted to a particular purpose.

Proprietary Funds – Proprietary fund reporting focuses on the determination of operating income, changes in net position, financial position, and cash flows. Proprietary funds are classified as either enterprise or internal service.

Enterprise Funds – Enterprise funds may be used to account for any activity for which a fee is charged to external users for goods or services. The following are the City's major enterprise funds:

- ▶ **Golf Course Fund** – accounts for the operation and services provided at the Willoughby Lost Nation Golf Course.
- ▶ **Sewer Fund** – accounts for sanitary sewer services provided to the residential and commercial users of the cities of Willoughby and Eastlake.
- ▶ **Airport Fund** – accounts for the operations and services provided at Willoughby Lost Nation Municipal Airport acquired in May 1986.

Internal Service Funds – Internal Service funds account for the financing of services provided by one department or agency to other departments or agencies of the City on a cost-reimbursement basis. The City's only internal service fund is the Workers' Compensation Retro Rating fund. This fund accounts for the accumulation of funds to pay workers' compensation claims.

Fiduciary Funds – Fiduciary fund reporting focuses on net position and changes in net position. The fiduciary fund category is split into four classifications: *pension trust funds*, *investment trust funds*, *private-purpose trust funds*, and *agency funds*. Trust funds are used to account for assets held by the City under a trust agreement for

CITY OF WILLOUGHBY, OHIO
NOTES TO THE BASIC FINANCIAL STATEMENTS
FOR THE YEAR ENDED DECEMBER 31, 2013

individuals, private organizations, or other governments and are therefore not available to support the City's own programs. The City of Willoughby has no trust funds. Agency funds are custodial in nature (assets equal liabilities) and do not involve measurement of results of operations. The City's agency funds account for money received for insurance and payment of utility bills, deposits held for contractors and developers, and money on deposit with Willoughby Municipal Court.

C. Measurement Focus

Government-wide Financial Statements—The government-wide financial statements are prepared using a flow of economic resources measurement focus. All assets and deferred outflows of resources and all liabilities and deferred inflows of resources associated with the operation of the City are included on the statement of net position.

Fund Financial Statements —All governmental funds are accounted for using a flow of current financial resources measurement focus. With this measurement focus, only current assets and deferred outflows of resources and current liabilities and deferred inflows of resources generally are included on the balance sheet. The statement of revenues, expenditures, and changes in fund balances reports on the sources (i.e., revenues and other financing sources) and uses (i.e., expenditures and other financing uses) of current financial resources. This approach differs from the manner in which the governmental activities of the government-wide financial statements are prepared. Governmental fund financial statements therefore include a reconciliation with brief explanations to better identify the relationship between the government-wide statements and the statements for governmental funds.

Like the government-wide statements, all proprietary funds are accounted for on a flow of economic resources measurement focus. All assets and deferred outflows of resources and all liabilities and deferred inflows of resources associated with the operation of these funds are included on the statement of fund net position. The statement of revenues, expenses, and changes in fund net position presents increases (i.e., revenues) and decreases (i.e., expenses) in total net position. The statement of cash flows provides information about how the City finances and meets the cash flow needs of its proprietary activities.

D. Basis of Accounting

Basis of accounting determines when transactions are recorded in the financial records and reported on the financial statements. Government-wide financial statements are prepared using the accrual basis of accounting; proprietary and fiduciary funds also use the accrual basis of accounting. Governmental funds use the modified accrual basis of accounting. Differences in the accrual and modified accrual basis of accounting arise in the recognition of revenue, the recording of deferred inflows and outflows, and in the presentation of expenses versus expenditures.

CITY OF WILLOUGHBY, OHIO
NOTES TO THE BASIC FINANCIAL STATEMENTS
FOR THE YEAR ENDED DECEMBER 31, 2013

Revenues – Exchange and Nonexchange Transactions – Revenue resulting from exchange transactions, in which each party gives and receives essentially equal value, is recorded on the accrual basis when the exchange takes place. On a modified accrual basis, revenue is recorded in the year in which the resources are measurable and become available. Available means that the resources will be collected within the current year or are expected to be collected soon enough thereafter to be used to pay liabilities of the current year. For the City, available means expected to be received within sixty days of year end.

Nonexchange transactions, in which the City receives value without directly giving equal value in return, include income taxes, property taxes, grants, entitlements, and donations. On an accrual basis, revenue from income taxes is recognized in the period in which the income is earned. Revenue from property taxes is recognized in the year for which the taxes are levied (see Note 8). Revenue from grants, entitlements, and donations is recognized in the year in which all eligibility requirements have been satisfied. Eligibility requirements include timing requirements, which specify the year when the resources are required to be used or the year when use is first permitted, matching requirements, in which the City must provide local resources to be used for a specified purpose, and expenditure requirements, in which the resources are provided to the City on a reimbursement basis. On the modified accrual basis, revenue from nonexchange transactions must also be available before it can be recognized.

Under the modified accrual basis, the following revenue sources are considered to be both measurable and available at year end: income tax, state-levied locally shared taxes (including gasoline tax and motor vehicle license tax), fines and forfeitures, interest, grants and entitlements, and rentals.

Deferred Outflows/Inflows of Resources –In addition to assets, the statements of financial position will sometimes report a separate section for deferred outflows of resources. Deferred outflows of resources represent a consumption of net position that applies to a future period and will not be recognized as an outflow of resources (expense/expenditure) until then. For the City, deferred outflows of resources include a deferral on refunding reported in the government-wide statement of net position. A deferral on refunding results from the difference in the carrying value of refunded debt and its reacquisition price. This amount is deferred and amortized over the shorter of the life of the refunded or refunding debt.

In addition to liabilities, the statements of net position report a separate section for deferred inflows of resources. Deferred inflows of resources represent an acquisition of net position that applies to a future period and will not be recognized as an inflow of resources (revenue) until that time. For the City, deferred inflows of resources include property taxes and unavailable revenues. Property taxes represent amounts for which there is an enforceable legal claim as of December 31, 2013, but which were levied to finance year 2014 operations. These amounts have been recorded as deferred inflows on both the government-wide statement of net position and the governmental fund financial statements. Unavailable revenue is reported only on the governmental funds

CITY OF WILLOUGHBY, OHIO
NOTES TO THE BASIC FINANCIAL STATEMENTS
FOR THE YEAR ENDED DECEMBER 31, 2013

balance sheet and represents receivables which will not be collected within the available period. For the City, unavailable revenue includes delinquent property taxes, income taxes, franchise taxes, intergovernmental grants, special assessments, and charges for services. These amounts are deferred and recognized as inflows of resources in the period the amounts become available.

Expenses/Expenditures – On the accrual basis of accounting, expenses are recognized at the time they are incurred.

The measurement focus of governmental fund accounting is on decreases in net financial resources (expenditures) rather than expenses. Expenditures are generally recognized in the accounting period in which the related fund liability is incurred, if measurable. Allocations of cost, such as depreciation and amortization, are not recognized in governmental funds.

E. Pooled Cash and Cash Equivalents

To improve cash management, cash received by the City is pooled. Monies for all funds, including proprietary funds, with the exception of the Municipal Court, are maintained in this pool. Individual fund integrity is maintained through the City's records. Each fund's interest in the pool is presented as "Equity in City Treasury Cash and Investments."

The City has segregated bank accounts for monies held separate from the City's central bank account. Some of these interest bearing depository accounts are presented on the statement of net position as "Restricted Assets".

For presentation on the financial statements, investments of the cash management pool and investments with original maturity of three months or less at the time they are purchased by the City are considered to be cash equivalents. Investments with an initial maturity of more than three months are reported as investments.

The City complies with GASB Statement No. 31, *Accounting and Financial Reporting for Certain Investments and for External Investment Pools*. In applying GASB Statement No. 31, the City utilized the following methods and assumptions as of December 31, 2013:

- The portfolio includes US Government Securities and non-participating investment contracts and the State Treasury Asset Reserve of Ohio (STAR Ohio).
- Most of the City's investments are reported at fair value, which is the quoted market price as of the valuation date. For investments in STAR Ohio, fair value is determined by the pool's share price. Nonparticipating investment contracts such as repurchase agreements are reported at cost.

CITY OF WILLOUGHBY, OHIO
NOTES TO THE BASIC FINANCIAL STATEMENTS
FOR THE YEAR ENDED DECEMBER 31, 2013

Aside from investments clearly identified as belonging to a specific fund, any unrealized gain/loss resulting from the valuation will be recognized within the General fund to the extent its cash and investments balance exceeds the cumulative value of those investments.

The gain/loss resulting from valuation will be reported within the investment earnings account on the statement of activities.

Following Ohio statutes, the City has specified the funds to receive an allocation of interest earnings. Interest revenue credited to the General fund during fiscal year 2013 amounted to \$96,587 which includes \$49,812 assigned from other City funds.

F. Receivables

Receivables at December 31, 2013 consist of taxes, amounts due from other governments, accounts (billings for user charged services), special assessments, and accrued interest on investments. All are deemed collectible in full.

G. Materials and Supplies Inventory

On government-wide financial statements, inventories are presented at the lower of cost or market on a first-in, first-out basis and are expensed when used.

On fund financial statements, inventories of governmental funds are stated at cost while inventories of proprietary funds are stated at the lower of cost or market. For all funds, cost is determined on a first-in, first-out basis. The cost of inventory items is recorded as an expenditure in the governmental fund types when purchased. Inventories of the proprietary funds are expensed when used.

Inventory consists of expendable supplies held for consumption.

H. Prepaid Items

Payments made to vendors for services that will benefit periods beyond December 31, 2013 are recorded as prepaid items using the consumption method by recording a current asset for the prepaid amount and reflecting the expenditure/expense in the year in which services are consumed.

I. Capital Assets

General capital assets are capital assets which are associated with and generally arise from governmental activities. They result from expenditures in the governmental funds. General capital assets are reported in the governmental activities column of the government-wide statement of net position but are not reported in the fund financial statements. Capital assets utilized by the proprietary funds are reported both in the

CITY OF WILLOUGHBY, OHIO
NOTES TO THE BASIC FINANCIAL STATEMENTS
FOR THE YEAR ENDED DECEMBER 31, 2013

business-type activities column of the government-wide statement of net position and in the respective funds.

All capital assets are capitalized at cost (or estimated historical cost) and updated for additions and retirements during the year. Donated capital assets are recorded at their fair market values as of the date received. The City’s capitalization threshold is \$5,000. The City’s infrastructure consists of roads, sidewalks, curbs and gutters, storm sewers, street lights, traffic signals, and bridges. Infrastructure acquired prior to implementation of GASB34 has been reported, using City records and data provided by the City Engineer. Improvements are capitalized; the costs of normal maintenance and repairs that do not add to the value of the asset or materially extend an asset’s life are not.

Interest incurred during the construction of proprietary fund capital assets is also capitalized. All capital assets are depreciated except for land and construction in progress. Improvements are depreciated over the remaining useful lives of the related capital assets.

Useful lives for infrastructure were estimated based on the City’s historical records of necessary improvements and replacement.

Depreciation is computed using the straight-line method over the following useful lives:

Description	Governmental Activities Estimated Lives	Business-Type Activities Estimated Lives
Buildings and Improvements	4 – 40 years	5 – 45 years
Land Improvements	5 – 50 years	5 – 50 years
Machinery and Equipment	3 – 20 years	3 – 40 years
Infrastructure	10 – 50 years	50 years

J. Interfund Balances

On fund financial statements, outstanding interfund loans and unpaid amounts for interfund services are reported as “due to/from other funds.” Interfund loans which do not represent available expendable resources are offset by a fund balance non-spendable or restricted account. Interfund balance amounts are eliminated in the statement of net position, except for any net residual amounts due between governmental and business-type activities, which are presented as internal balances.

K. Compensated Absences

Vacation benefits are accrued as a liability as the benefits are earned if the employees’ rights to receive compensation are attributable to services already rendered and it is

CITY OF WILLOUGHBY, OHIO
NOTES TO THE BASIC FINANCIAL STATEMENTS
FOR THE YEAR ENDED DECEMBER 31, 2013

probable that the employer will compensate the employees for the benefits through paid time off or some other means.

Sick leave benefits are accrued as a liability using the vesting method. The liability includes the employees who are currently eligible to receive termination benefits and those that the City has identified as probable of receiving payment in the future. The amount is based on accumulated sick leave and employee wage rates at year end, taking into consideration any limits specified in the City's termination policy.

The entire compensated absence liability is reported on the government-wide financial statements.

On the governmental fund financial statements, compensated absences are recognized as liabilities and expenditures to the extent payments come due each period upon the occurrence of employee resignations and retirements. These amounts are recorded in the account "Matured Compensated Absences Payable" in the general fund. In proprietary funds, the entire amount of compensated absences is reported as a fund liability.

L. Accrued Liabilities and Long-term Obligations

All payables, accrued liabilities, and long-term obligations are reported in the government-wide financial statements, and all payables, accrued liabilities, and long-term obligations payable from proprietary funds are reported on the proprietary fund financial statements.

In general, governmental fund payables and accrued liabilities that, once incurred, are paid in a timely manner and in full from current financial resources are reported as obligations of the funds. However, claims and judgments, landfill post closure care, compensated absences and special termination benefits that will be paid from governmental funds are reported as a liability in the fund financial statements only to the extent that they are due for payment during the current year. Bonds and long-term loans are recognized as a liability on the governmental fund financial statements when due.

M. Fund Balance

Fund balance is divided into five classifications based primarily on the extent to which the City is bound to observe constraints imposed upon the use of the resources in the governmental funds. The classifications are as follows:

Nonspendable The nonspendable fund balance category includes amounts that cannot be spent because they are not in spendable form, or legally or contractually required to be maintained intact. The "not in spendable form" criterion includes items that are not expected to be converted to cash. It also includes the long term amount of interfund loans.

CITY OF WILLOUGHBY, OHIO
NOTES TO THE BASIC FINANCIAL STATEMENTS
FOR THE YEAR ENDED DECEMBER 31, 2013

Restricted Fund balance is reported as restricted when constraints placed on the use of resources are either externally imposed by creditors (such as through debt covenants), grantors, contributors, or laws or regulations of other governments or is imposed by law through constitutional provisions or enabling legislation (City ordinances).

Enabling legislation authorizes the City to assess, levy, charge, or otherwise mandate payment of resources (from external resource providers) and includes a legally enforceable requirement that those resources be used only for the specific purposes stipulated in the legislation. Legal enforceability means that the City can be compelled by an external party—such as citizens, public interest groups, or the judiciary to use resources created by enabling legislation only for the purposes specified by the legislation.

Committed The committed fund balance classifications include amounts that can be used only for the specific purposes imposed by formal action (resolution) of City Council. Those committed amounts cannot be used for any other purpose unless City Council removes or changes the specified use by taking the same type of action (resolution) it employed to previously commit those amounts. In contrast to fund balance that is restricted by enabling legislation, committed fund balance classification may be redeployed for other purposes with appropriate due process. Constraints imposed on the use of committed amounts are imposed by City Council, separate from the authorization to raise the underlying revenue; therefore, compliance with these constraints is not considered to be legally enforceable. Committed fund balance also incorporates contractual obligations to the extent that existing resources in the fund have been specifically committed for use in satisfying those contractual requirements.

Assigned Amounts in the assigned fund balance classification are intended to be used by the City for specific purposes but do not meet the criteria to be classified as restricted or committed. In governmental funds other than the general fund, assigned fund balance represents the remaining amount that is not restricted or committed. In the general fund, assigned amounts represent intended uses established by policies of City Council and the Mayor or a Director delegated that authority by City Charter or ordinance, or by state statute. State statute authorizes the Finance Director to assign fund balance for purchase orders; provided such amounts have been lawfully appropriated.

Unassigned Unassigned fund balance is the residual classification for the general fund and includes all spendable amounts not contained in the other classifications. In other governmental funds, the unassigned classification is used only to report a deficit balance resulting from overspending for specific purposes for which amounts had been restricted, committed, or assigned.

The City applies restricted resources first when expenditures are incurred for purposes for which either restricted or unrestricted (committed, assigned, and unassigned) amounts are available. Similarly, within unrestricted fund balance, committed amounts

CITY OF WILLOUGHBY, OHIO
NOTES TO THE BASIC FINANCIAL STATEMENTS
FOR THE YEAR ENDED DECEMBER 31, 2013

are reduced first followed by assigned, and then unassigned amounts when expenditures are incurred for purposes for which amounts in any of the unrestricted fund balance classifications could be used.

N. Net Position

Net position represents the difference between assets plus deferred outflows and liabilities plus deferred inflows. Net investment in capital assets consists of capital assets, net of accumulated depreciation, reduced by the outstanding balances of any borrowing used for the acquisition, construction or improvement of those assets plus deferred outflows related to debt refunding. Net position is reported as restricted when there are limitations imposed on their use either through constitutional provisions or enabling legislation or through external restrictions imposed by creditors, grantors, or laws or regulations of other governments.

The City applies restricted resources when an expense is incurred for purposes for which both net position-restricted and net position-unrestricted are available.

O. Grants and Intergovernmental Revenues

Federal grants and assistance awards made on the basis of entitlement periods are recorded as intergovernmental receivables and revenues when entitlement occurs. Federal reimbursement-type grants are recorded as intergovernmental receivables and revenues in the period when all applicable eligibility requirements have been met and the resources are available.

P. Operating Revenues and Expenses

Operating revenues are those revenues that are generated directly from the primary activity of the proprietary funds. For the City, these revenues are charges for sewer, golf course, and airport services. Operating expenses are necessary costs that have been incurred in order to provide the good or service that is the primary activity of the fund. All revenues and expenses not meeting this definition are reported as nonoperating.

Q. Contributions of Capital

Contributions of capital in governmental and business activities financial statements arise from outside contributions of capital assets, tap-in fees to the extent they exceed the cost of the connection to the system, or from grants or outside contributions of resources restricted to capital acquisition and construction.

R. Interfund Activity

Transfers between governmental and business-type activities on the government-wide statements are reported in the same manner as general revenues.

CITY OF WILLOUGHBY, OHIO
NOTES TO THE BASIC FINANCIAL STATEMENTS
FOR THE YEAR ENDED DECEMBER 31, 2013

Exchange transactions between funds are reported as revenues in the seller funds and as expenditures/expenses in the purchaser funds. Flows of cash or goods from one fund to another without a requirement for repayment are reported as interfund transfers. Interfund transfers are reported as other financing sources/uses in governmental funds and after nonoperating revenues/expenses in proprietary funds. Repayments from funds responsible for particular expenditures/expenses to the funds that initially paid for them are not presented on the financial statements.

S. Extraordinary and Special Items

Extraordinary items are transactions or events that are both unusual in nature and infrequent in occurrence. Special items are transactions or events that are within the control of the City Administration and that are either unusual in nature or infrequent in occurrence; neither occurred in 2013.

T. Estimates

The preparation of the financial statements in conformity with generally accepted accounting principles requires management to make estimates and assumptions that affect the amounts reported in the financial statements and accompanying notes. Actual results may differ from those estimates.

U. Budgetary Data

All funds, except agency funds, are legally required to be budgeted and appropriated. The major documents prepared are the tax budget, the certificate of estimated resources, and the appropriations resolution, all of which are prepared on the budgetary basis of accounting. The tax budget demonstrates a need for existing or increased tax rates. The certificate of estimated resources establishes a limit on the amount Council may appropriate. The appropriations resolution is Council's authorization to spend resources and sets annual limits on expenditures plus encumbrances at the level of control selected by Council. The primary level of budgetary control for those funds paying wages is at the branch level (legislative, judicial, executive) and within each branch at the account classification level of personal services and benefits as required by Ohio law. For other account classifications including services and supplies, capital and transfers the level of control selected by Council is at the fund level. Budgetary modifications may only be made by resolution of the City Council at the legal level of control.

The certificate of estimated resources may be amended during the year if projected increases or decreases in revenue are identified by the Finance Director. The amounts reported as the original budgeted amounts on the budgetary statements reflect the amounts on the certificate of estimated resources when the original appropriations were adopted. The amounts reported as the final budgeted amounts on the budgetary statements reflect the amounts on the final amended certificate of estimated resources issued during 2013.

CITY OF WILLOUGHBY, OHIO
NOTES TO THE BASIC FINANCIAL STATEMENTS
FOR THE YEAR ENDED DECEMBER 31, 2013

The appropriation resolution is subject to amendment throughout the year with the restriction that appropriations cannot exceed estimated resources. The amounts reported as the original budgeted amounts reflect the first appropriation resolution for that fund that covered the entire year, including amounts automatically carried forward from prior years. The amounts reported as the final budgeted amounts represent the final appropriation amounts passed by Council during the year.

NOTE 3: COMPLIANCE AND ACCOUNTABILITY

A. Change in Accounting Principles

For fiscal year 2013, the City has implemented GASB Statement No. 61, “The Financial Reporting Entity: Omnibus, an amendment of GASB Statements No. 14 and No. 34” and GASB Statement No. 66, “Technical Corrections – 2012- an amendment of GASB Statements No. 10 and No. 62.”

GASB Statement No. 61 requires reporting a component unit as if they were part of the primary government (that is, blending) in circumstances where the component unit’s total debt outstanding is expected to be repaid entirely or almost entirely with resources of the primary government. The implementation of this statement did not result in any change in the City’s financial statements.

GASB Statement No. 66 resolves conflicting accounting and financial reporting guidance that could diminish the consistency of financial reporting and thereby enhance the usefulness of the financial reports. The implementation of this statement did not result in any change in the City’s financial statements.

B. Fund Deficits

At December 31, 2013, the Airport fund had deficit net position-unrestricted of \$4,446,866. The Due to Other Funds amount represents long-term debt on behalf of the Airport fund paid by the General fund, the General Bond Retirement fund, the Sewer fund and the Capital Projects fund. The Airport fund has liabilities (due to other funds) in the amount of \$4,650,374, which consists of \$1,325,214 due to the General fund, \$3,143,247 to the General Bond Retirement fund, \$158,737 to the Sewer fund and \$23,176 to the Capital Projects fund. The Airport fund is ultimately responsible for its long-term debt based upon the intent of Council and the Administration of the City. This has not been possible due to insufficient revenue received by this Enterprise fund. The airport, when and if capable, will be required to repay all liabilities to other funds.

The Golf Course fund had deficit net position-unrestricted of \$908,647. The “Due to Other Funds” amount includes \$793,903 of advances from the General, General Bond Retirement and Capital Projects funds.

The Capital Projects fund had a deficit unassigned fund balance of \$1,566,991. A Notes Payable liability of \$5,625,000 remains.

CITY OF WILLOUGHBY, OHIO
NOTES TO THE BASIC FINANCIAL STATEMENTS
FOR THE YEAR ENDED DECEMBER 31, 2013

NOTE 4: FUND BALANCE

Fund balance is classified as nonspendable, restricted, committed, assigned and/or unassigned based primarily on the extent to which the City is bound to observe constraints imposed upon the use of the resources in the government funds. The constraints placed on fund balance for the major governmental funds and all other governmental funds are presented below:

FUND BALANCE	General Fund	Capital Projects	General Bond Retirement	Nonmajor Governmental Funds	Total
<u>Nonspendable</u>					
Interfund loans	\$ 1,360,214	\$ 28,176	\$ 0	\$ 0	\$ 1,388,390
Inventory	110,892	0	0	70,664	181,556
Prepays	1,369	0	0	0	1,369
Cemetery	<u>0</u>	<u>0</u>	<u>0</u>	<u>272,412</u>	<u>272,412</u>
Total Nonspendable	1,472,475	28,176	0	343,076	1,843,727
<u>Restricted for</u>					
Road and infrastructure	0	0	0	1,053,150	1,053,150
Recreation	0	0	0	133,319	133,319
Municipal Court	0	0	0	511,105	511,105
Police and Fire departments	0	0	0	90,610	90,610
Law Enforcement	0	0	0	21,582	21,582
Drug and Alcohol enforcement	0	0	0	342,422	342,422
Sidewalks and Trees	0	0	0	153,628	153,628
Street Lighting	0	0	0	433,480	433,480
Capital grant	0	8,420	0	0	8,420
Debt Service	<u>0</u>	<u>0</u>	<u>4,292,735</u>	<u>325,630</u>	<u>4,618,365</u>
Total Restricted	0	8,420	4,292,735	3,064,926	7,366,081
<u>Committed to</u>					
Capital improvements	<u>0</u>	<u>458,231</u>	<u>0</u>	<u>0</u>	<u>458,231</u>
Total Committed	0	458,231	0	0	458,231
<u>Assigned to</u>					
Compensated Absences	1,418,188	0	0	0	1,418,188
General Govt	195,950	0	0	0	195,950
Security of Persons	238,581	0	0	0	238,581
Public Health & Welfare	248	0	0	0	248
Community Environment	26,959	0	0	0	26,959
Leisure Activities	47,408	0	0	0	47,408
Basic Utilities	<u>66,810</u>	<u>0</u>	<u>0</u>	<u>0</u>	<u>66,810</u>
Total Assigned	1,994,144	0	0	0	1,994,144
Unassigned (Deficits)	<u>7,992,549</u>	<u>(1,566,991)</u>	<u>0</u>	<u>0</u>	<u>6,425,558</u>
Total Fund Balances	<u>\$ 11,459,168</u>	<u>\$ (1,072,164)</u>	<u>\$ 4,292,735</u>	<u>\$ 3,408,002</u>	<u>\$ 18,087,741</u>

CITY OF WILLOUGHBY, OHIO
NOTES TO THE BASIC FINANCIAL STATEMENTS
FOR THE YEAR ENDED DECEMBER 31, 2013

NOTE 5: DEPOSITS AND INVESTMENTS

A. Deposits

State statutes require the classification of funds held by the City into three categories:

Active deposits are public funds necessary to meet current demands on the treasury. Such monies must be maintained either as cash in the City Treasury or in depository accounts payable or able to be withdrawn on demand, including negotiable order of withdrawal (NOW) accounts, or in money market deposit accounts.

Inactive deposits are public funds not required for use within the current five year period of designation of depositories. Inactive deposits may be deposited or invested only as certificates of deposit maturing no later than the end of the current period of designation of depositories.

Interim deposits are public funds not needed for immediate use but needed before the end of the current period of designation of depositories. Interim deposits must be evidenced by time certificates of deposit maturing not more than one year from the date of deposit, or by savings or deposit accounts.

B. Investments

The Finance Director is permitted to invest in any security authorized by the Ohio Revised Code, Section 135.14, or other relevant sections as amended. All investment procedures are conducted as specified in the Ohio Revised Code including, but not limited to, the collateralization of deposits and repurchase agreements. The maximum final maturity of any investment will be five years from the date of purchase. The City's investment practices have consistently protected the portfolio from unnecessary credit risk (safety) and market risks (liquidity) while providing a competitive yield. Generally only eligible investments with remaining terms of two years or less are purchased. Average days to maturity of the City's investments at December 31, 2013 was 366.

No derivative securities or investment "pools" with the exception of STAR Ohio will be permitted. STAR Ohio is an investment pool professionally managed by the State Treasurer's Office, which allows governments within the State to pool their funds for investment purposes. STAR Ohio is not registered with the SEC as an investment company, but does operate in a manner consistent with Rule 2a7 of the Investment Company Act of 1940. The fund follows all state statutes from the Ohio Revised Code under the Uniform Depository Act. The fund is audited by the State of Ohio to ensure compliance with these laws.

CITY OF WILLOUGHBY, OHIO
NOTES TO THE BASIC FINANCIAL STATEMENTS
FOR THE YEAR ENDED DECEMBER 31, 2013

Investments are permitted in the following securities:

- United States Treasury notes, bills, bonds, or any other obligation or security issued by the United States Treasury or any other obligation guaranteed as to principal or interest by the United States;
- Bonds, notes, debentures, or any other obligations or securities issued by any federal government agency or instrumentality, including but not limited to, the Federal National Mortgage Association, Federal Home Loan Bank, Federal Home Loan Mortgage Corporation, Government National Mortgage Association, and Student Loan Marketing Association. All federal agency securities shall be direct issuances of federal government agencies or instrumentalities;
- Written repurchase agreements in the securities listed above;
- Bonds and other obligations of the State of Ohio or Ohio local governments;
- Certificates of deposits (collateralized as described below) in eligible institutions or savings or deposit accounts;
- No-load money market funds consisting exclusively of obligations described in paragraph 1 or 2 of this section and repurchase agreements secured as described are made only through eligible institutions mentioned in Section 135.03 of the Ohio Revised Code;
- The State Treasury Asset Reserve Funds (STAR Ohio) as provided in Section 135.45 of the Ohio Revised Code;
- Bankers' acceptances and commercial paper, if training requirements have been met.

The following disclosure is based on the criteria described in GASB Statement No. 40, "Deposits and Investments Risk Disclosures".

Cash on Hand

At December 31, 2013, the City had \$6,020 in undeposited cash on hand, which is included on the balance sheet of the City as part of "Equity in City Treasury Cash and Investments".

Deposits

Custodial credit risk is the risk that in the event of a bank failure the City's deposits may not be returned. The City's policy is to place deposits with major local banks approved by Council. All deposits except for deposits held by fiscal and escrow agents or trustees, are collateralized with eligible securities in amount equal to at least 105 percent of the carrying value of the deposits. Such collateral, as permitted by Chapter 135 of the ORC is held in financial institution pools at Federal Reserve banks, or at member banks of the Federal Reserve system in the name of the respective depository bank and pledged as a pool of

CITY OF WILLOUGHBY, OHIO
NOTES TO THE BASIC FINANCIAL STATEMENTS
FOR THE YEAR ENDED DECEMBER 31, 2013

collateral against all of the public deposits it holds, or as specific collateral held at a Federal Reserve bank in the name of the City.

At December 31, 2013, the carrying amount of the City's deposits was \$15,770,476 including restricted cash of \$688,807 and the bank balance was \$16,819,171. \$15,903,353 of the City's bank balance was covered by Federal Depository Insurance. \$710,908 was uninsured and collateralized with securities held by the pledging financial institutions trust department or agent in the City's name. \$204,910 was uninsured and collateralized with securities held by the pledging financial institutions trust department or agent but not in the City's name. Although the securities were held by the pledging institution's trust department and all statutory requirements for the investments of money had been followed, noncompliance with Federal requirements could potentially subject the City to a successful claim by the FDIC.

Investments

As of December 31, 2013, the City had the following investments and maturities:

Investment Type	Moody's Rating	S&P Rating	Fair Value	Investment Maturities		
				Less than 1 Year	1 to 2 Years	Greater than 2 Years
STAR Ohio	Aaa	AAAm	\$ 204,313	\$ 204,313	\$ 0	\$ 0
MUNI GO	MIG1		2,011,665	2,011,665	0	0
FFCB	Aaa	AA+	976,850	0	0	976,850
FHLB	Aaa	AA+	999,630	0	999,630	0
Repurchase Agreements	Aaa	AA+	1,825,000	1,825,000	0	0
			<u>\$ 6,017,458</u>	<u>\$ 4,040,978</u>	<u>\$ 999,630</u>	<u>\$ 976,850</u>

Interest Rate Risk: As a means of limiting its exposure to fair value losses caused by rising interest rates, it is the City's investment policy that operating funds be invested primarily in short-term investments maturing within five years from the date of purchase and the City's investment portfolio be structured so that securities mature to meet cash requirements for ongoing operations and/or long-term debt payments. The intent of this policy is to avoid the need to sell securities prior to maturity.

Credit Risk: The credit risk of the City's investments is in the table above. Ohio law requires that STAR Ohio maintain the highest rating provided by at least one nationally recognized standard rating service. The City has no investments policy that would further limit its investment choices.

Custodial Credit Risk: For an investment, custodial credit risk is the risk that, in the event of the failure of the counterparty, the City will not be able to recover the value of its investments or collateral securities that are in the possession of an outside party. The U.S. Agency notes are exposed to custodial credit risk in that they are uninsured, unregistered, and held by the counterparty's trust department or agent but not in the City's name. The City has no investment policy dealing with investment custodial risk beyond the requirement in State statute that prohibits payment for investments prior to the delivery of the securities representing such investments to the Finance Director or qualified trustee.

CITY OF WILLOUGHBY, OHIO
NOTES TO THE BASIC FINANCIAL STATEMENTS
FOR THE YEAR ENDED DECEMBER 31, 2013

Concentration of Credit Risk: The City Investment Policy places no limit on the amount it may invest in any one issuer. In 2013, the City's total investments in FFCB were 16.2% and 16.6% in FHLB. Other investments not specifically guaranteed by the U.S. government total 67.2% of the City's investments.

NOTE 6: INTERFUND TRANSFERS AND BALANCES

As of December 31, 2013, interfund transfers were as follows:

<i>Transfer To</i>	<i>Transfer From</i>		<i>Total</i>
	<i>General Fund</i>	<i>Nonmajor Governmental Funds</i>	
Capital Projects Fund	\$ 1,800,000	\$ 0	\$ 1,800,000
General Bond Retirement Fund	0	150,000	150,000
Nonmajor Governmental Funds	<u>1,800,000</u>	<u>0</u>	<u>1,800,000</u>
Total	<u>\$ 3,600,000</u>	<u>\$ 150,000</u>	<u>\$ 3,750,000</u>

The General fund transfers to the Capital Projects and Nonmajor Governmental funds were made to provide additional resources for current operations. The transfer from Nonmajor Governmental funds to the General Bond Retirement fund was for debt payments.

As of December 31, 2013, interfund balances were as follows:

	<i>Due from Other Funds</i>	<i>Due to Other Funds</i>
<u>Major Funds</u>		
General	\$ 1,360,214	\$ 0
Capital Projects	28,176	0
General Bond Retirement	3,897,150	0
Golf Course	0	793,903
Sewer	158,737	0
Airport	<u>0</u>	<u>4,650,374</u>
	<u>\$ 5,444,277</u>	<u>\$ 5,444,277</u>

The City has internal balances of \$5,285,540. This includes advances from the General fund for Airport and Golf Course operations. The General Bond Retirement fund balances are for Airport and Golf Course debt payments and the Capital Projects fund balances are for equipment purchases of the Airport and Golf enterprise funds.

CITY OF WILLOUGHBY, OHIO
NOTES TO THE BASIC FINANCIAL STATEMENTS
FOR THE YEAR ENDED DECEMBER 31, 2013

NOTE 7: BUDGETARY BASIS OF ACCOUNTING

While the City is reporting financial position, results of operations, and changes in fund balances on the basis of generally accepted accounting principles (GAAP), the budgetary basis as provided by law is based upon accounting for certain transactions on a basis of cash receipts, disbursements, and encumbrances. The Statement of Revenues, Expenditures, and Changes in Fund Balance – Budget (Non-GAAP Basis) and Actual for the General fund is presented on the budgetary basis to provide a meaningful comparison of actual results with the budget.

The major differences between the budget basis and the GAAP basis are that:

- A. Revenues are recorded when received in cash (budget) as opposed to when susceptible to accrual (GAAP).
- B. Expenditures are recorded when paid in cash (budget) as opposed to when the liability is incurred (GAAP).
- C. Encumbrances are treated as expenditures (budget) rather than as a restricted, committed or assigned fund balance (GAAP).
- D. Advances In and Advances Out are operating transactions (budget) as opposed to balance sheet transactions (GAAP).
- E. Investments are reported at cost (budget) rather than fair value (GAAP).

The following table summarizes the adjustments necessary to reconcile the GAAP basis statement to the budget basis statement for the General fund.

Net Change in Fund Balance	
GAAP Basis	\$ 540,336
Net Adjustment for Revenue Accruals	631,527
Fair Value Adjustment for Investments	13,759
Net Adjustment for Expenditure Accruals	(60,121)
Encumbrances	(434,780)
Current Expense Against Prior Year Encumbrances	556,150
Budget Basis	<u>\$ 1,246,871</u>

NOTE 8: RECEIVABLES

Receivables at December 31, 2013 consisted primarily of municipal income taxes, property and other taxes, intergovernmental receivables arising from entitlements and shared revenues, special assessments, accrued interest on investments, and accounts (billings for user charged services).

No allowance for doubtful accounts has been recorded because uncollectible amounts are expected to be insignificant.

CITY OF WILLOUGHBY, OHIO
NOTES TO THE BASIC FINANCIAL STATEMENTS
FOR THE YEAR ENDED DECEMBER 31, 2013

A. Property Taxes

Property taxes include amounts levied against all real and public utility property located in the City. Property tax revenue received during 2013 for real and public property taxes represents collections of 2012 taxes.

2013 real property taxes are levied after October 1, 2013, on the assessed value as of January 1, 2013, the lien date. Assessed values are established by State law at 35 percent of appraised market value. 2013 real property taxes are collected in and intended to finance 2014 operations.

Public utility tangible personal property currently is assessed at varying percentages of true value; public utility real property is assessed at 35 percent of true value. 2013 public utility property taxes which became a lien December 31, 2012, are levied after October 1, 2013, and are collected in 2014 with real property taxes.

The full tax rate for all City operations for the year ended December 31, 2013, was \$8.53 per \$1,000 of assessed value. The assessed values of real and tangible personal property upon which 2013 property tax receipts were based are as follows:

Real Property	\$557,593,330
Public Utility Tangible	\$12,526,940
Total	\$570,120,270

Real property taxes are payable annually or semiannually. The due date for the 2013 levy was February 19, 2014, for all or one half of the taxes due. The second half due date is July 16, 2014.

The County Treasurer collects property taxes on behalf of all taxing districts in the County, including the City of Willoughby. The County Auditor periodically remits to the City its portion of the taxes collected.

Property taxes receivable represents real and tangible personal property taxes, public utility taxes and outstanding delinquencies which are measurable as of December 31, 2013 and for which there is an enforceable legal claim. In General, Police Pension, Fire Pension, Recreation, Road and Bridge, and General Bond Retirement funds, the entire receivable has been offset by deferred inflows since the current taxes were not levied to finance 2013 operations and the collection of delinquent taxes during the available period is not subject to reasonable estimation. On a full accrual basis, collectible delinquent property taxes have been recorded as revenue while the remainder of the receivable is a deferred inflow.

CITY OF WILLOUGHBY, OHIO
NOTES TO THE BASIC FINANCIAL STATEMENTS
FOR THE YEAR ENDED DECEMBER 31, 2013

B. Municipal Income Taxes

The City levies a municipal income tax of 2 percent on all salaries, wages, commissions, and other compensation, and net profits earned within the City, as well as resident incomes earned outside the City. In the latter case, the City allows a credit of 100 percent of the tax paid to another municipality not to exceed the amount owed. All taxes are remitted to the Regional Income Tax Agency, acting as an agent of the City.

Employers within the City are required to withhold income tax on employee compensation and remit the tax to the Regional Income Tax Agency either monthly or quarterly, as required. Corporations and other individual taxpayers are required to pay their estimated tax at least quarterly and file a final return annually.

C. Intergovernmental Receivables

A summary of the principal items of intergovernmental receivables follows:

Governmental Activities:	
Property & Other Local Taxes	\$ 17,238
Estate Tax	100,000
Gasoline & Motor Vehicle Tax	498,559
Local Government	758,560
Charges for Service	50,522
Homestead and Rollback	171,497
Grants	1,580
Capital Reimbursement	214,461
Fines	222,620
Total Governmental	<u>2,035,037</u>
Business-Type Activities:	
Charges for Service	335,545
Total Business-Type	<u>335,545</u>
Total Intergovernmental Receivables	<u><u>\$ 2,370,582</u></u>

CITY OF WILLOUGHBY, OHIO
NOTES TO THE BASIC FINANCIAL STATEMENTS
FOR THE YEAR ENDED DECEMBER 31, 2013

NOTE 9: CAPITAL ASSETS

A summary of changes in capital assets during 2013 follows:

	Balance 01/01/13	Additions	Deletions	Balance 12/31/13
Governmental Activities				
<i>Capital Assets Not Being Depreciated</i>				
Land	\$7,747,042	\$0	\$0	\$7,747,042
Construction in Progress	4,739,241	681,303	\$0	5,420,544
<i>Total Capital Assets Not Being Depreciated</i>	<u>12,486,283</u>	<u>681,303</u>	<u>0</u>	<u>13,167,586</u>
<i>Capital Assets Being Depreciated</i>				
Buildings	22,295,295	88,601	(38,225)	22,345,671
Improvements	13,842,071	18,113	0	13,860,184
Machinery and Equipment	11,519,048	552,518	(766,551)	11,305,015
Infrastructure:				
Roads	32,944,204	984,373	(370,207)	33,558,370
Sidewalks	1,152,961	0	0	1,152,961
Curbs & Gutters	985,795	0	0	985,795
Storm Sewers	10,799,774	0	0	10,799,774
Street Lights	41,948	0	0	41,948
Traffic Signals	1,754,581	0	0	1,754,581
Bridges	533,211	0	0	533,211
<i>Total Capital Assets Being Depreciated</i>	<u>95,868,888</u>	<u>1,643,605</u>	<u>(1,174,983)</u>	<u>96,337,510</u>
<i>Less Accumulated Depreciation</i>				
Buildings	(8,155,030)	(576,325)	36,315	(8,695,040)
Improvements	(8,757,384)	(381,266)	0	(9,138,650)
Machinery and Equipment	(7,629,841)	(667,436)	728,217	(7,569,060)
Infrastructure:				
Roads	(12,728,076)	(2,308,888)	370,207	(14,666,757)
Sidewalks	(708,168)	(39,655)	0	(747,823)
Curbs & Gutters	(622,606)	(34,590)	0	(657,196)
Storm Sewers	(4,013,128)	(274,069)	0	(4,287,197)
Street Lights	(39,852)	0	0	(39,852)
Traffic Signals	(1,343,212)	(37,675)	0	(1,380,887)
Bridges	(135,710)	(9,964)	0	(145,674)
<i>Total Accumulated Depreciation</i>	<u>(44,133,007)</u>	<u>(4,329,868)</u>	<u>1,134,739</u>	<u>(47,328,136)</u>
<i>Total Capital Assets Being Depreciated, Net</i>	<u>51,735,881</u>	<u>(2,686,263)</u>	<u>(40,244)</u>	<u>49,009,374</u>
Total Government Activities Capital Assets, Net	<u><u>\$64,222,164</u></u>	<u><u>(\$2,004,960)</u></u>	<u><u>(\$40,244)</u></u>	<u><u>\$62,176,960</u></u>

CITY OF WILLOUGHBY, OHIO
NOTES TO THE BASIC FINANCIAL STATEMENTS
FOR THE YEAR ENDED DECEMBER 31, 2013

NOTE 9: CAPITAL ASSETS (CONTINUED)

	Balance 01/01/13	Additions	Deletions	Balance 12/31/13
Business-Type Activities				
<i>Capital Assets Not Being Depreciated</i>				
Land	\$10,008,483	\$0	\$0	\$10,008,483
Construction in Progress	115,903	25,391	(115,903)	25,391
<i>Total Capital Assets Not Being Depreciated</i>	<u>10,124,386</u>	<u>25,391</u>	<u>(115,903)</u>	<u>10,033,874</u>
<i>Capital Assets Being Depreciated</i>				
Buildings	19,473,633	229,064	0	19,702,697
Improvements	46,642,623	323,015	0	46,965,638
Machinery and Equipment	4,870,290	119,609	(29,338)	4,960,561
<i>Total Capital Assets Being Depreciated</i>	<u>70,986,546</u>	<u>671,688</u>	<u>(29,338)</u>	<u>71,628,896</u>
<i>Less Accumulated Depreciation</i>				
Buildings	(11,977,990)	(438,559)	0	(12,416,549)
Improvements	(21,299,656)	(1,154,361)	0	(22,454,017)
Machinery and Equipment	(3,054,029)	(191,652)	27,870	(3,217,811)
<i>Total Accumulated Depreciation</i>	<u>(36,331,675)</u>	<u>(1,784,572)</u>	<u>27,870</u>	<u>(38,088,377)</u>
<i>Total Capital Assets Being Depreciated, Net</i>	<u>34,654,871</u>	<u>(1,112,884)</u>	<u>(1,468)</u>	<u>33,540,519</u>
Total Business-Type Capital Assets, Net	<u><u>\$44,779,257</u></u>	<u><u>(\$1,087,493)</u></u>	<u><u>(\$117,371)</u></u>	<u><u>\$43,574,393</u></u>
*Depreciation expense was charged to governmental functions as follows:				
General Government				\$401,291
Security of Persons and Property				590,782
Public Health and Welfare				10,030
Community Environment				12,572
Leisure Time Activities				290,527
Transportation				2,615,067
Basic Utility Service				409,599
Total				<u>\$4,329,868</u>
Depreciation expense was charged to business-type activities as follows:				
Golf				\$146,718
Sewer				1,539,776
Airport				98,078
Total				<u>\$1,784,572</u>

CITY OF WILLOUGHBY, OHIO
NOTES TO THE BASIC FINANCIAL STATEMENTS
FOR THE YEAR ENDED DECEMBER 31, 2013

NOTE 10: PENSION PLANS

All of the City's full-time employees participate in one of two separate retirement systems which are cost-sharing multiple-employer pension plans.

A. Ohio Public Employees Retirement System (OPERS)

The following information was provided by OPERS to assist the City in complying with GASB Statement No. 27, *Accounting for Pensions by State and Local Government Employers*.

Ohio Public Employees Retirement System (OPERS) administers three separate pension plans as described below:

- 1). **The Traditional Pension Plan (TP)** – a cost-sharing multiple-employer defined benefit pension plan.
- 2). **The Member-Directed Plan (MD)** – a defined contribution plan in which the member invests both member and employer contributions (employer contributions vest over five years at 20% per year). Under the Member-Directed Plan, members accumulate retirement assets equal to the value of member and (vested) employer contributions plus any investment earnings.
- 3). **The Combined Plan (CO)** – a cost-sharing, multiple-employer defined benefit pension plan. Under the Combined Plan, employer contributions are invested by the retirement system to provide a formula retirement benefit similar in nature to the Traditional Plan benefit. Member contributions, the investment of which is self-directed by the members, accumulate retirement assets in a manner similar to the Member-Directed Plan.

The City of Willoughby contributes to OPERS. OPERS provides retirement, disability, annual cost of living adjustments, survivor and death benefits to members of the Traditional Plan and Combined Plans. Members of the Member-Directed Plan do not qualify for ancillary benefits. Authority to establish and amend benefits is provided by the state statute per Chapter 145 of the Ohio Revised Code. OPERS issues a stand-alone financial report that includes financial statements and required supplementary information. That report may be obtained by visiting <https://www.opers.org/investments/cafr.shtml>, writing to OPERS at 277 East Town Street, Columbus, Ohio 43215-4642 or by calling 1-800-222-PERS (7377) or (614) 222-5601.

The Ohio Revised Code provides statutory authority for employee and employer contributions. For 2013, member and employer contribution rates were consistent across all three plans (TP, MD and CO).

CITY OF WILLOUGHBY, OHIO
NOTES TO THE BASIC FINANCIAL STATEMENTS
FOR THE YEAR ENDED DECEMBER 31, 2013

Plan members, other than those engaged in law enforcement and public safety, are required to contribute 10 percent of their annual covered salary to fund pension obligations. For 2013, the City was required to contribute 14 percent of covered payroll. The City's contributions for all plans (TP, MD and CO) for the years 2013, 2012, and 2011 were \$1,186,776, \$1,180,275, and \$ 1,227,368 respectively. As of December 31, 2013, 93 percent of 2013's required contributions had been paid out, and 100 percent for the years 2012 and 2011.

B. Ohio Police and Fire Pension Fund (OP&F)

The following information was provided by Ohio Police and Fire Pension Fund (OP&F) to assist the City in complying with GASB Statement No. 27, *Accounting for Pensions by State and Local Government Employers*.

The City of Willoughby contributes to OP&F, a cost-sharing multiple-employer defined benefit pension plan. OP&F provides retirement and disability benefits, annual cost of living adjustments, and death benefits to plan members and beneficiaries. Benefit provisions are established by the Ohio State Legislature and are codified in Chapter 742 of the Ohio Revised Code. OP&F issues a publicly available financial report that includes financial information and required supplementary information for the plan. The report may be obtained by writing to OP&F at 140 East Town Street, Columbus, Ohio 43215-5164. The report is also available on the Ohio Police and Fire Pension Fund's website at www.op-f.org.

Police and firefighters were required to contribute 10.00 percent of their annual covered salary from January 1, 2013 thru July 1, 2013. From July 2, 2013 until December 31, 2013, the percentage was 10.75 of their annual covered salary to fund pension obligations. Throughout 2013, the City maintained its requirement to contribute 19.50 percent for police and 24.00 percent for firefighters. The City's contributions to OP&F for the years 2013, 2012 and 2011 were \$825,177, \$684,085 and \$ 687,087 for police and \$923,241, \$753,553 and \$758,125 for firefighters, respectively. As of December 31, 2013, 92 percent of 2013's required contributions for both police and firefighters had been paid and 100 percent for the years 2012 and 2011.

NOTE 11: POST-EMPLOYMENT BENEFITS

A. Ohio Public Employees Retirement System (OPERS)

Plan Description - Ohio Public Employees Retirement System (OPERS) administers three separate pension plans: The Traditional Pension Plan – a cost-sharing, multiple-employer defined benefit pension plan; the Member-Directed Plan – a defined contribution plan; and the Combined Plan – a cost-sharing, multiple-employer defined benefit pension plan that has elements of both a defined benefit and defined contribution plan.

CITY OF WILLOUGHBY, OHIO
NOTES TO THE BASIC FINANCIAL STATEMENTS
FOR THE YEAR ENDED DECEMBER 31, 2013

OPERS maintains a cost-sharing multiple employer defined benefit post-employment healthcare plan. For qualifying members of the Traditional Pension and Combined Plans, this plan includes a medical plan, prescription drug program, and Medicare Part B premium reimbursement. Those belonging to the Member-Directed Plan do not qualify for ancillary benefits, including post-employment health care coverage.

In order to qualify for post-employment health care coverage, age-and-service retirees under the Traditional Pension and Combined Plans must have 10 or more years of qualifying Ohio service credit. Health care coverage for disability benefit recipients and qualified survivor benefit recipients is available. The health care coverage provided by OPERS meets the definition of an Other Post Employment Benefit (OPEB) as described in GASB Statement 45.

The Ohio Revised Code permits, but does not mandate, OPERS to provide OPEB benefits to its eligible members and beneficiaries. Authority to establish and amend benefits is provided in Chapter 145 of the Ohio Revised Code.

Funding Policy - The Ohio Revised Code provides the statutory authority requiring public employers to fund post-retirement health care through their contributions to OPERS. A portion of each employer's contribution to OPERS is set aside for the funding of post-retirement health care benefits.

Employer contribution rates are expressed as a percentage of the covered payroll of active members. In 2013, local government employer units contributed at 14% of covered payroll. The Ohio Revised Code currently limits the employer contribution to a rate not to exceed 14.0% of covered payroll for state and local employer units. Active members do not make contributions to the OPEB Plan.

OPERS' Post employment Health Care plan was established under, and is administrated in accordance with, Internal Revenue Code 401(h). Each year, the OPERS Retirement Board determines the portion of the employer contribution rate that will be set aside for funding of post-employment health care benefits.

For 2013, the employer contributions allocated to the health care plan for members of the Traditional Plan was 1%. The portion of employer contributions allocated to health care for members in the Combined Plan was 1%. Effective January 1, 2014, the portion of employer contributions allocated to healthcare was raised to 2% for both plans, as recommended by the OPERS actuary. The City's actual contributions for the years 2013, 2012 and 2011 which were used to fund post-employment benefits were \$84,736, \$337,206, and \$350,659 respectively. The OPERS Retirement Board is also authorized to establish rules for the payment of a portion of the health care benefits by the retiree or their surviving beneficiaries. Payment amounts vary depending on the number of covered dependents and the coverage selected.

The OPERS Retirement Board of Trustees adopted changes to the healthcare plan on September 19, 2012, with a transition plan commencing January 1, 2014. With the recent

CITY OF WILLOUGHBY, OHIO
NOTES TO THE BASIC FINANCIAL STATEMENTS
FOR THE YEAR ENDED DECEMBER 31, 2013

passage of pension legislation under SB343 and approved healthcare changes, OPERS expects to be able to consistently allocate 4% of employer contributions toward the healthcare fund after the transition period.

B. Ohio Police and Fire Pension Fund (OP&F)

Plan Description - The City of Willoughby contributes to the Ohio Police & Fire Pension Fund (OP&F) sponsored healthcare program, a cost-sharing multiple-employer defined post-employment healthcare plan administered by OP&F. Healthcare benefits provided by OP&F include medical coverage, prescription drugs, dental, vision, Medicare Part B Premium and long term care to retirees, qualifying benefit recipients and their eligible dependents.

OP&F provides access to post-retirement healthcare coverage for any person who receives or is eligible to receive a monthly service, disability or survivor benefit check or is a spouse or eligible dependent child of such person. The healthcare coverage provided by OP&F meets the definition of an Other Post-employment Benefit (OPEB) as described in GASB Statement No. 45.

The Ohio Revised Code allows, but does not mandate OP&F to provide OPEB benefits. Authority for the OP&F Board of Trustees to provide healthcare coverage to eligible participants and to establish and amend benefits is codified in Chapter 742 of the Ohio Revised Code.

Funding Policy - The Ohio Revised Code provides for contribution requirements of the participating employers and of plan members to the OP&F (defined benefit pension plan). Participating employers are required to contribute to the pension plan at rates expressed as percentages of the payroll of active pension plan members, currently, 19.50% and 24.00% of covered payroll for police and fire employers, respectively. The Ohio Revised Code states that the employer contribution may not exceed 19.50% of the covered payroll for police employer units and 24.00% of covered payroll for fire employer units. Active members do not make contributions to the OPEB plan.

OP&F maintains funds for health care in two separate accounts: One for health care benefits under IRS Code Section 115 trust and the other for Medicare Part B reimbursements administered under the Internal Revenue Code 401(h) account.

Both are within the defined benefit pension plan under the authority granted to the OP&F Board of Trustees by the Ohio Revised Code. The Board of Trustees is authorized to allocate a portion of the total employer contributions made into the pension plan to the Section 115 trust and the Section 401(h) account for retiree health care benefits. For the year 2013, the employer contribution allocated to the healthcare plan was 4.69% of covered payroll for January thru May and 2.85% for June thru December. The amount of employer contributions allocated to the healthcare plan each year is subject to the trustees' primary responsibility to ensure that pension benefits are adequately funded and is limited by the provisions of Sections 115 and 401(h).

CITY OF WILLOUGHBY, OHIO
NOTES TO THE BASIC FINANCIAL STATEMENTS
FOR THE YEAR ENDED DECEMBER 31, 2013

The OP&F board of trustees also is authorized to establish requirements for contributions to the healthcare plan by retirees and their eligible dependents, or their surviving beneficiaries. Payment amounts vary depending on the number of covered dependents and the coverage selected.

The City of Willoughby's contributions to OP&F for the years ending December 31, 2013, 2012 and 2011 were \$825,177, \$684,085 and \$687,087 for police and \$923,241, \$753,553 and \$758,125 for firefighters, respectively. The portion of the City's contributions that was used to pay post-employment benefits for 2013, 2012 and 2011 was \$126,456, \$236,693 and \$244,688 for police and \$115,264, \$211,748 and \$220,546 for firefighters, respectively. These amounts are calculated by multiplying actual employer contributions by the following factors: for 2013, 0.241 for police and 0.195 for fire on contributions made January through May, 0.146 for police and 0.119 for fire on contributions made June through December. For the years 2011 and 2012, the factors were 0.346 for police contributions and 0.281 for firefighter contributions.

NOTE 12: OTHER EMPLOYEE BENEFITS – COMPENSATED ABSENCES

A. Accumulated Unpaid Vacation

Each bargaining unit and the management staff earn vacation based upon length of service. Vacation should be used in the calendar year subsequent to the year earned, except that 40 hours vacation may be brought over to the following year. In the case of death, termination, or retirement, an employee (or his estate) is paid for any unused vacation.

B. Accumulated Unpaid Sick Leave

All full-time employees earn sick leave at a rate of 1.25 days for each completed full month of service. Sick leave is accumulated without limit. Upon retirement, an employee is entitled to receive payment for accumulated sick leave. The amount paid is based upon length of service with the maximum amount of accumulated sick leave being 960 hours. Employees with 15 years of service receive an additional amount of 20 percent for sick leave hours accumulated in excess of 960 hours for most City employees and 1195.2 hours for firefighters. Employees with 20 to 25 years of service receive an additional amount of 30 percent for sick leave accumulated in excess of 960 hours or 1195.2 for firefighters. With 25 years or more of service employees receive an additional amount of 40 percent for sick leave accumulated in excess of 960 hours or 1195.2 for firefighters.

C. Accumulated Unpaid Compensatory Time

Firefighters may accrue compensatory time to a maximum of 96 hours and police officers may accrue to a maximum of 180 hours. Communications clerks and operators may accrue a maximum of 120 hours of compensatory time. Service workers may accrue a maximum of 40 hours of compensatory time.

CITY OF WILLOUGHBY, OHIO
NOTES TO THE BASIC FINANCIAL STATEMENTS
FOR THE YEAR ENDED DECEMBER 31, 2013

NOTE 13: CONTRACTUAL COMMITMENTS

At December 31, 2013, there were no significant contractual commitments outstanding for the City.

NOTE 14: CONTINGENCIES, CLAIMS AND JUDGMENTS

A. Litigation

The City is subject to various types of claims including worker compensation and unemployment, damage to privately owned vehicles by government owned vehicles, improper police arrest, and claims relating to personal injuries and property damage. The City carries adequate insurance coverage for most risks including property damage and personal liability and estimates that any potential claims not covered by such insurance would not materially affect the financial statements.

B. Special Assessment/Enterprise Bonds

Special assessment bonds are being retired by assessments against the affected property owners. Special assessment bonds are nonetheless backed by the full faith and credit of the City. However, management does not foresee any circumstances that would change the source of funding for these bonds. In addition, options exist in the law to assist in protecting general tax dollars from the special assessment obligations should those assessed default.

General obligation bonds in the enterprise funds are being retired by use of revenues generated by those funds. As a result of lower golf revenues, a portion of the Golf Course debt is currently being paid by the General Bond Retirement Fund.

NOTE 15: OTHER COMMITMENTS

Water/Sewer Billing Agreement

The City has an agreement with the Lake County Board of Commissioners whereby the County provides the City with water treatment and distribution services. The County is responsible for billing and collecting water usage charges. In addition, the County collects, on behalf of the City, the City sanitary sewer charges. The County deducts an administrative charge for each billing and remits the net amount to the City of Willoughby.

CITY OF WILLOUGHBY, OHIO
NOTES TO THE BASIC FINANCIAL STATEMENTS
FOR THE YEAR ENDED DECEMBER 31, 2013

NOTE 16: LONG-TERM OBLIGATIONS

The original issue date, maturity date, interest rate, and original issuance amount for each of the City's bonds follows:

	Original Issue Date	Maturity Date	Interest Rate	Original Issue Amount
<u>Governmental Activities:</u>				
<u>General Obligation Bonds Voted</u>				
Fire Station Refunding	2010	2024	2.0%-4.0%	\$ 4,160,000
<u>General Obligation Bonds Unvoted</u>				
Various Purpose Bond Refunding	2010	2016	1.5%-4.0%	1,075,000
Municipal Building Improvement Refunding	2012	2023	2.0%-4.0%	4,600,000
City Hall Improvement	2012	2032	1.0%-2.625%	3,200,000
Golf Course Improvement #2	2012	2032	1.0%-2.625%	1,710,000
<u>OPWC</u>				
Karen Isle Watermains	2001	2020	Interest Free	9,003
Brown Avenue Watermains	2001	2022	Interest Free	15,675
<u>Special Assessment Bonds</u>				
Biltmore Place	1995	2016	5.66%	464,000
<u>Other General Long -Term Liabilities</u>				
Police Pension Liability	1968	2035	4.25%	148,460
Landfill Postclosure Care	1994	2024		1,227,640

CITY OF WILLOUGHBY, OHIO
NOTES TO THE BASIC FINANCIAL STATEMENTS
FOR THE YEAR ENDED DECEMBER 31, 2013

Long-Term Obligations (cont)

	Original Issue Date	Maturity Date	Interest Rate	Original Issue Amount
<u>Enterprise Fund G.O. Debt Sewer Bonds</u>				
Sewer 2012	2012	2032	1.0%-2.625%	\$ 1,600,000
<u>OPWC</u>				
Waldamere-Glenwood Sanitary Sewer	1997	2017	Interest Free	200,000
Vine Street Area Sanitary Sewer	2001	2022	Interest Free	223,351
Center-Wood Sanitary Sewer	2003	2024	Interest Free	78,505
Lakeshore Blvd	2007	2028	Interest Free	115,102
River Road Sanitary Sewer	2010	2030	Interest Free	57,574
Kirtland Road Sanitary Sewer	2011	2031	Interest Free	150,000
Madison Skiff Sanitary Sewer	2012	2033	Interest Free	126,128
<u>OWDA</u>				
Grove-Erie Sanitary Sewer	1994	2013	4.8%	639,009
Waldamere-Glenwood Sanitary Sewer	1997	2017	4.04%	305,320
Downtown Sanitary Sewer	2001	2020	3.91%	1,372,534
Highland-Maple-Wood Sanitary Sewer	2002	2022	3.53-3.99%	1,734,234
Center-Wood Sanitary Sewer	2003	2023	3.65%	974,020
Van Gorder Sewer Lining	2003	2023	4.78%	88,505
Lakeshore Blvd	2007	2027	3.34%	544,207
River Road Sanitary Sewer	2008	2029	3.30%	1,998,678
Vine and Trunk Sanitary Sewer	2010	2030	3.25%	327,067
WPCC SSES Facilities Plan Update	2010	2016	3.20%	435,235
Kirtland Road Sanitary Sewer	2011	2031	4.45%	559,572
Madison Skiff Sanitary Sewer	2012	2033	3.35%	984,927
<u>Airport Bonds</u>				
Airport Improvement	2012	2032	1.0%-2.625%	155,000
<u>Golf Bonds</u>				
Golf Course Improvement Refunding	2012	2019	1.0%-2.0%	835,000
Golf Course Improvement Refunding	2012	2022	1.0%-2.0%	1,165,000

CITY OF WILLOUGHBY, OHIO
NOTES TO THE BASIC FINANCIAL STATEMENTS
FOR THE YEAR ENDED DECEMBER 31, 2013

Long-Term Obligations (cont)

Changes in long-term obligations of the City during 2013 were as follows:

	Balance 01/01/13	Increases	Decreases	Balance 12/31/13	Amounts Due Within One Year
Governmental Activities:					
<i>General Obligation Bonds Voted</i>					
Fire Station Refunding	\$ 3,670,000	\$ 0	\$ 260,000	\$ 3,410,000	\$ 270,000
Unamortized Premium	35,030	0	2,920	32,110	0
<i>Subtotal - General Obligation Bonds Voted</i>	<u>3,705,030</u>	<u>0</u>	<u>262,920</u>	<u>3,442,110</u>	<u>270,000</u>
<i>General Obligation Bonds Unvoted</i>					
Various Purpose Bond Refunding	730,000	0	175,000	555,000	180,000
Municipal Building Improvement Refunding	4,565,000	0	375,000	4,190,000	405,000
Unamortized Premium	222,783	0	20,253	202,530	0
City Hall Improvement	3,200,000	0	125,000	3,075,000	140,000
Golf Course Improvement #2	1,710,000	0	70,000	1,640,000	75,000
Unamortized Premium	116,525	0	5,900	110,625	0
<i>OPWC</i>					
Karen Isle Watermains	3,601	0	450	3,151	450
Brown Avenue Watermains	7,838	0	784	7,054	784
<i>Subtotal - General Obligation Bonds Unvoted</i>	<u>10,555,747</u>	<u>0</u>	<u>772,387</u>	<u>9,783,360</u>	<u>801,234</u>
Total Government Fund General Obligation Bonds	<u>14,260,777</u>	<u>0</u>	<u>1,035,307</u>	<u>13,225,470</u>	<u>1,071,234</u>
<i>Special Assessment Bonds</i>					
Biltmore Place	140,000	0	35,000	105,000	35,000
<i>Subtotal - Special Assessment Bonds</i>	<u>140,000</u>	<u>0</u>	<u>35,000</u>	<u>105,000</u>	<u>35,000</u>
<i>Other General Long Term Liabilities</i>					
Police Pension Liability	106,310	0	2,935	103,375	3,062
Landfill Postclosure Care	727,956	0	51,321	676,635	52,901
Compensated Absences	5,592,103	1,408,158	1,340,488	5,659,773	1,456,813
<i>Subtotal - Other General Long -Term Liabilities</i>	<u>6,426,369</u>	<u>1,408,158</u>	<u>1,394,744</u>	<u>6,439,783</u>	<u>1,512,776</u>
Subtotal Governmental Activities	<u>\$ 20,827,146</u>	<u>\$ 1,408,158</u>	<u>\$ 2,465,051</u>	<u>\$ 19,770,253</u>	<u>\$ 2,619,010</u>

CITY OF WILLOUGHBY, OHIO
NOTES TO THE BASIC FINANCIAL STATEMENTS
FOR THE YEAR ENDED DECEMBER 31, 2013

Long-Term Obligations (cont)

	Balance 01/01/13	Increases	Decreases	Balance 12/31/13	Amounts Due Within One Year
<u>Business-Type Activities:</u>					
<u>Enterprise Fund General Obligation</u>					
<u>Debt - Sewer Bonds</u>					
Sewer 2012	\$ 1,600,000	\$ 0	\$ 65,000	\$ 1,535,000	\$ 70,000
<u>OPWC</u>					
Waldamere-Glenwood Sanitary Sewer	45,000	0	10,000	35,000	10,000
Vine Street Area Sanitary Sewer	103,838	0	10,384	93,454	10,384
Center-Wood Sanitary Sewer	47,104	0	3,925	43,179	3,925
Lakeshore Blvd	92,081	0	5,755	86,326	5,755
River Road Sanitary Sewer	50,377	0	2,879	47,498	2,879
Kirtland Road Sanitary Sewer	146,250	0	7,500	138,750	7,500
Madison Skiff Sanitary Sewer	120,359	5,769	0	126,128	3,750
<u>OWDA</u>					
Grove-Erie Sanitary Sewer	48,323	0	48,323	0	0
Waldamere-Glenwood Sanitary Sewer	91,334	0	18,899	72,435	19,671
Downtown Sanitary Sewer	678,298	0	73,750	604,548	76,662
Highland-Maple-Wood Sanitary Sewer	1,036,866	0	86,313	950,553	89,775
Center-Wood Sanitary Sewer	620,943	0	46,803	574,140	48,527
Van Gorder Sewer Lining	58,680	0	4,165	54,515	4,367
Lakeshore Blvd	422,679	0	24,575	398,104	25,402
River Road Sanitary Sewer	1,717,598	0	81,013	1,636,585	83,708
Vine and Trunk Sanitary Sewer	277,893	0	25,802	252,091	0
WPCC SSES Facilities Plan Update	275,875	0	113,678	162,197	117,345
Kirtland Road Sanitary Sewer	550,751	0	18,235	532,516	19,055
Madison Skiff Sanitary Sewer	885,177	99,750	0	984,927	38,185
<u>Subtotal - Sewer Bonds</u>	<u>8,869,426</u>	<u>105,519</u>	<u>646,999</u>	<u>8,327,946</u>	<u>636,890</u>
<u>Airport Bonds</u>					
Airport Improvement	155,000	0	5,000	150,000	5,000
<u>Subtotal - Airport Bonds</u>	<u>155,000</u>	<u>0</u>	<u>5,000</u>	<u>150,000</u>	<u>5,000</u>
<u>Golf Bonds</u>					
Golf Course Improvement Refunding	835,000	0	115,000	720,000	115,000
Golf Course Improvement Refunding	1,165,000	0	60,000	1,105,000	65,000
<u>Subtotal - Golf Bonds</u>	<u>2,000,000</u>	<u>0</u>	<u>175,000</u>	<u>1,825,000</u>	<u>180,000</u>
Total Bonds Payable	<u>11,024,426</u>	<u>105,519</u>	<u>826,999</u>	<u>10,302,946</u>	<u>821,890</u>
<u>Other Liabilities</u>					
Compensated Absences	766,604	157,320	151,864	772,060	195,208
Subtotal Business-Type Activities	<u>11,791,030</u>	<u>262,839</u>	<u>978,863</u>	<u>11,075,006</u>	<u>1,017,098</u>
Total Long-Term Liabilities	<u>\$ 32,618,176</u>	<u>\$ 1,670,997</u>	<u>\$ 3,443,914</u>	<u>\$ 30,845,259</u>	<u>\$ 3,636,108</u>

CITY OF WILLOUGHBY, OHIO
NOTES TO THE BASIC FINANCIAL STATEMENTS
FOR THE YEAR ENDED DECEMBER 31, 2013

General Obligation Bonds – The City has issued general obligation bonds to provide funds for the acquisition and construction of major capital facilities and projects. Bonds have been issued for both governmental and business-type activities.

General obligation bonds are direct obligations of the City for which its full faith and credit are pledged for repayment. General obligation bonds are to be repaid from both voted and unvoted general property taxes levied on all taxable property located within the City. Tax monies will be received in and the debt will be retired from the General Bond Retirement fund.

Annual debt service requirements to maturity for general obligation bonds are as follows:

Year Ending December 31	General Obligation Bonds			
	Governmental Activities		Business-type Activities	
	Principal	Interest	Principal	Interest
2014	\$1,070,000	\$310,679	\$255,000	\$62,318
2015	1,080,000	284,228	260,000	59,770
2016	1,095,000	256,579	265,000	57,169
2017	925,000	224,829	265,000	54,518
2018	940,000	202,828	265,000	51,869
2019-2023	4,940,000	677,392	1,310,000	173,544
2024-2028	1,670,000	240,331	475,000	83,006
2029-2032	1,150,000	74,032	415,000	26,525
Total	\$12,870,000	\$ 2,270,898	\$ 3,510,000	\$ 568,719

Special Assessment Bonds – Special assessment bonds are payable from the proceeds of assessments against the specific property owners who primarily benefited from the project. Special assessment monies will be received in and the debt will be retired from the Special Assessment Debt Service fund. In the event that property owners fail to make their special assessment payments, the City is responsible for providing the resources to meet the annual principal and interest payments.

Annual debt service requirements to maturity for special assessment bonds are as follows:

Year Ending December 31	Special Assessment	
	Governmental Activities	
	Principal	Interest
2014	\$35,000	\$6,142
2015	35,000	4,096
2016	35,000	2,048
Total	\$ 105,000	\$ 12,286

CITY OF WILLOUGHBY, OHIO
NOTES TO THE BASIC FINANCIAL STATEMENTS
FOR THE YEAR ENDED DECEMBER 31, 2013

Other Long-Term Obligations – Compensated absences will be paid from the fund in which the employee’s salary is paid. The General fund pays the most significant amounts. Enterprise funds pay for all of their employee costs including retirements. Police Pension liability is paid from the Police Pension fund. See Note 19 for further detail on landfill liability. The City’s legal debt margin at December 31, 2013 was \$59,862,628. Annual debt service requirements to maturity for other debt are as follows:

Year Ending December 31	Other Debt				
	Governmental Activities			Business-type Activities	
	Police Pension Liability		O.P.W.C.	O.W.D.A. & O.P.W.C.	
	Principal	Interest	Principal	Principal	Interest
2014	\$3,062	\$4,362	\$1,234	\$566,890	\$223,612
2015	3,192	4,230	1,234	508,836	204,609
2016	3,331	4,093	1,234	488,843	184,905
2017	3,474	3,949	1,234	495,896	175,527
2018	3,622	3,800	1,234	499,462	158,727
2019-2023	20,586	16,528	4,035	2,316,740	538,503
2024-2028	25,405	11,712	0	1,387,273	237,880
2029-2033	31,348	5,768	0	529,006	50,315
2034-2035	9,355	371	0	0	0
Total	\$ 103,375	\$ 54,813	\$ 10,205	\$ 6,792,946	\$ 1,774,078

NOTE 17: CONDUIT DEBT

The City of Willoughby is party to certain conduit debt obligations:

TYPE	ON BEHALF OF	ORIGINAL AMOUNT	OUTSTANDING BALANCE	YEAR OF ISSUE
Multi-Family Housing Mortgage Revenue Bonds	Oakhill Village	\$5,955,000	\$5,955,000	2002A
	Oakhill Village	\$3,395,000	\$1,700,000	2002B
Industrial Development Revenue Bonds	Kennedy Group	\$6,500,000	\$1,525,000	1998
Industrial Development Revenue Refunding Bonds	Ohio Presbyterian Retirement Services	\$8,200,000	\$2,010,000	1996

Although conduit debt obligations bear the name of the City of Willoughby, the City has no responsibility for principal and interest payments of these issues.

CITY OF WILLOUGHBY, OHIO
NOTES TO THE BASIC FINANCIAL STATEMENTS
FOR THE YEAR ENDED DECEMBER 31, 2013

NOTE 18: NOTES PAYABLE

The Ohio Revised Code provides that notes and renewal notes issued in anticipation of the issuance of general obligation bonds may be issued and outstanding from time to time up to a maximum period of 20 years from the date of issuance of the original notes. The maximum maturity for notes anticipating general obligation bonds payable from special assessments is five years. Any period in excess of five years must be deducted from the permitted maximum maturity of the bonds anticipated, and portions of the principal amount of notes outstanding for more than five years must be retired in amounts at least equal to and payable no later than the principal maturities required if the bonds had been issued at the expiration of the initial five year period.

The following general obligation notes were payable at December 31, 2013:

Notes	Maturity Date	Balance December 31, 2012	Issued	Retired	Balance December 31, 2013
Capital Project Note Payable: 1.5%	July 25, 2014	\$5,625,000	\$5,625,000	\$5,625,000	\$5,625,000
Total Notes Payable		<u>\$5,625,000</u>	<u>\$5,625,000</u>	<u>\$5,625,000</u>	<u>\$5,625,000</u>

NOTE 19: LANDFILL CLOSURE AND POSTCLOSURE CARE COST

State and federal laws and regulations require the City to perform certain maintenance and monitoring functions at the landfill site for 30 years after closure. The City's landfill placed its final cover in 1995. The \$676,635 reported as Landfill Postclosure Care at December 31, 2013 represents estimated cost of maintenance and monitoring through 2024. Actual costs may be higher due to inflation, changes in technology, or changes in regulations.

The City is required by state and federal laws and regulations to provide assurances that financial resources will be available to provide for postclosure care and remediation or containment of environmental hazards at the landfill. Financial assurances may take the form of financial test and corporate guarantee. The financial test on the closure and postclosure care financial assurance requirements was performed during the audit period.

CITY OF WILLOUGHBY, OHIO
NOTES TO THE BASIC FINANCIAL STATEMENTS
FOR THE YEAR ENDED DECEMBER 31, 2013

NOTE 20: INSURANCE AND RISK MANAGEMENT

The City is exposed to various risks of loss related to property and casualty, general liability, workers' compensation, and employee health and dental benefits.

A. Commercial Insurance

The City has contracted with a commercial insurance company to provide property and liability insurance with the following claim limits and deductibles.

Coverage	Company	Claim Limit	Deductible
General Liability	Selective Insurance	\$1,000,000	\$ 0
Public Officials Liability	Scottsdale Indemnity Company	2,000,000	25,000
Law Enforcement Liability	Scottsdale Indemnity Company	1,000,000	10,000
Commercial Property	Selective Insurance	79,239,120	25,000
Commercial Crime	Selective Insurance	20,000	250
Equipment Breakdown	Travelers Insurance	79,239,120	25,000
Automobile Liability	Selective Insurance	1,000,000	0
Automobile Comprehensive	Selective Insurance	Per Schedule	1,000/2,000
Automobile Collision	Selective Insurance	Per Schedule	1,000/2,000
Excess General Liability (Umbrella)	Selective Insurance	10,000,000	10,000
Fire Errors and Omissions	Selective Insurance	1,000,000	0
Ambulance Malpractice	Selective Insurance	1,000,000	0
Blanket Bond	Selective Insurance	100,000	2,500
Bond-Finance Director	State Automobile Mutual Insurance Company	40,000	0

The City provides health care insurance through a commercial insurance company. There has been no significant reduction in insurance coverage from coverage in prior years. In addition, settled claims resulting from these risks have not exceeded commercial insurance coverage in any of the past three fiscal years.

B. Workers' Compensation Retrospective Rating Plan

In 2013, the City has established a formal self-insurance program for liabilities arising from the City's participation in the State's Workers' Compensation Retrospective Rating Plan which begins in 2014. This exposure is accounted for in the Workers' Compensation Retro Rating fund, which is responsible for collecting interfund premiums from other City funds and departments, paying claim settlements, paying third-party administration fees and purchasing other specified insurance policies.

CITY OF WILLOUGHBY, OHIO
NOTES TO THE BASIC FINANCIAL STATEMENTS
FOR THE YEAR ENDED DECEMBER 31, 2013

The City has chosen to prefund 2014 liabilities as a result of becoming individually retrospectively rated and utilizing funds rebated to the City as a one-time event from the State Bureau of Workers' Compensation. The City because of previous exposure, expected to see a significant increase in rates. The effect of this prefunding is to smooth costs now and into the future.

NOTE 21: JOINT ORGANIZATION

Northeast Ohio Public Energy Council

The City is a member of the Northeast Ohio Public Energy Council (NOPEC). NOPEC is a regional council of governments formed under Chapter 167 of the Ohio Revised Code. NOPEC was formed to serve as a vehicle for communities wishing to proceed jointly with an aggregation program for the purchase of energy. NOPEC is currently comprised of 134 communities who have been authorized by ballot to purchase energy on behalf of their citizens. The intent of NOPEC is to provide energy at the lowest possible rates while at the same time ensuring stability in prices by entering into long-term contracts with suppliers to provide energy to the citizens of its member communities.

NOPEC is governed by a General Assembly made up of one representative from each member community. The representatives from each county then elect one person to serve on the eight-member NOPEC Board of Directors. The Board oversees and manages the operation of the aggregation program. The degree of control exercised by any participating government is limited to its representation in the General Assembly and on the Board. The City of Willoughby did not contribute to NOPEC during 2013. Financial information can be obtained by contacting Joseph Migliorini, Board Chairman, 31320 Solon Road, Suite 20, Solon, Ohio 44139.



The City of Willoughby™

*Individual Fund Schedules of Revenues, Expenditures/Expenses
and Changes in Fund Balances ~ Budget (Non-GAAP Basis)
and Actual For Major Funds*

CITY OF WILLOUGHBY, OHIO
SCHEDULE OF REVENUES, EXPENDITURES, AND CHANGES
IN FUND BALANCE - BUDGET(Non-GAAP Basis) AND ACTUAL
GENERAL FUND
FOR THE YEAR ENDED DECEMBER 31, 2013

	<u>BUDGETED AMOUNTS</u>			<u>VARIANCE WITH</u>
	<u>ORIGINAL</u>	<u>FINAL</u>	<u>ACTUAL</u>	<u>FINAL BUDGET</u> <u>POSITIVE</u> <u>(NEGATIVE)</u>
REVENUES:				
Municipal Income Taxes	\$ 16,184,980	\$ 16,184,980	\$ 17,295,394	\$ 1,110,414
Property and Other Local Taxes	1,696,220	1,696,220	1,766,954	70,734
Intergovernmental	1,508,107	1,508,107	2,109,601	601,494
Charges for Services	1,228,700	1,228,700	1,270,186	41,486
Fines and Forfeitures	2,017,000	2,017,000	2,131,088	114,088
Licenses and Permits	235,200	235,200	251,244	16,044
Interest	100,000	100,000	96,792	(3,208)
Miscellaneous	125,000	125,000	117,500	(7,500)
Total Revenues	<u>23,095,207</u>	<u>23,095,207</u>	<u>25,038,759</u>	<u>1,943,552</u>
EXPENDITURES:				
Government:				
Legislative -Council				
Personal Services	107,485	107,485	98,734	8,751
Services and Supplies	8,700	8,700	3,904	4,796
Total Legislative -Council	<u>116,185</u>	<u>116,185</u>	<u>102,638</u>	<u>13,547</u>
Judicial -Municipal Court				
Personal Services	2,118,477	2,118,477	1,837,057	281,420
Services and Supplies	153,500	153,500	89,840	63,660
Other	10,000	10,000	0	10,000
Total Judicial-Municipal Court	<u>2,281,977</u>	<u>2,281,977</u>	<u>1,926,897</u>	<u>355,080</u>
Executive-Mayor				
Personal Services	15,564,595	15,564,595	14,887,381	677,214
Services and Supplies	4,058,440	4,058,440	3,421,264	637,176
Other	100,000	100,000	96,288	3,712
Total Executive-Mayor	<u>19,723,035</u>	<u>19,723,035</u>	<u>18,404,933</u>	<u>1,318,102</u>
Total Expenditures	<u>22,121,197</u>	<u>22,121,197</u>	<u>20,434,468</u>	<u>1,686,729</u>
Excess of Revenues Over (Under) Expenditures	974,010	974,010	4,604,291	3,630,281
OTHER FINANCING SOURCES (USES):				
Transfers Out	(1,800,000)	(3,600,000)	(3,600,000)	0
Other	40,000	40,000	242,580	202,580
Total Other Financing Sources (Uses)	<u>(1,760,000)</u>	<u>(3,560,000)</u>	<u>(3,357,420)</u>	<u>202,580</u>
NET CHANGE IN FUND BALANCE	(785,990)	(2,585,990)	1,246,871	3,832,861
FUND BALANCE BEGINNING OF YEAR	5,561,858	5,561,858	5,561,858	0
Prior Year Encumbrances Appropriated	<u>20,813</u>	<u>20,813</u>	<u>20,813</u>	<u>0</u>
FUND BALANCE END OF YEAR	<u>\$ 4,796,681</u>	<u>\$ 2,996,681</u>	<u>\$ 6,829,542</u>	<u>\$ 3,832,861</u>

CITY OF WILLOUGHBY, OHIO
SCHEDULE OF REVENUES, EXPENDITURES, AND CHANGES
IN FUND BALANCE - BUDGET(Non-GAAP Basis) AND ACTUAL
CAPITAL PROJECTS FUND
FOR THE YEAR ENDED DECEMBER 31, 2013

	<u>BUDGETED AMOUNTS</u>			VARIANCE WITH FINAL BUDGET POSITIVE (NEGATIVE)
	<u>ORIGINAL</u>	<u>FINAL</u>	<u>ACTUAL</u>	
REVENUES:				
Property and Other Local Taxes	\$108,000	\$108,000	\$111,660	\$3,660
Intergovernmental	0	0	24,728	24,728
Other	<u>26,228</u>	<u>38,343</u>	<u>3,093</u>	<u>(35,250)</u>
Total Revenues	<u>134,228</u>	<u>146,343</u>	<u>139,481</u>	<u>(6,862)</u>
EXPENDITURES:				
Executive-Mayor				
Capital Outlay	3,104,980	3,081,595	1,625,081	1,456,514
Debt Service				
Principal Retirement	<u>5,625,000</u>	<u>5,625,000</u>	<u>5,625,000</u>	<u>0</u>
Total Expenditures	<u>8,729,980</u>	<u>8,706,595</u>	<u>7,250,081</u>	<u>1,456,514</u>
Excess of Revenues Over (Under) Expenditures	(8,595,752)	(8,560,252)	(7,110,600)	1,449,652
OTHER FINANCING SOURCES (USES):				
Notes Issued	5,625,000	5,625,000	5,625,000	0
Other	0	0	139,614	139,614
Transfers In	<u>0</u>	<u>1,800,000</u>	<u>1,800,000</u>	<u>0</u>
Total Other Financing Sources (Uses)	<u>5,625,000</u>	<u>7,425,000</u>	<u>7,564,614</u>	<u>139,614</u>
NET CHANGE IN FUND BALANCE	(2,970,752)	(1,135,252)	454,014	1,589,266
FUND BALANCE BEGINNING OF YEAR	3,373,392	3,373,392	3,373,392	0
Prior Year Encumbrances Appropriated	<u>231,358</u>	<u>231,358</u>	<u>231,358</u>	<u>0</u>
FUND BALANCE END OF YEAR	<u>\$633,998</u>	<u>\$2,469,498</u>	<u>\$4,058,764</u>	<u>\$1,589,266</u>

CITY OF WILLOUGHBY, OHIO
SCHEDULE OF REVENUES, EXPENDITURES, AND CHANGES
IN FUND BALANCE - BUDGET(Non-GAAP Basis) AND ACTUAL
GENERAL BOND RETIREMENT FUND
FOR THE YEAR ENDED DECEMBER 31, 2013

	<u>BUDGETED AMOUNTS</u>			VARIANCE WITH FINAL BUDGET POSITIVE (NEGATIVE)
	<u>ORIGINAL</u>	<u>FINAL</u>	<u>ACTUAL</u>	
REVENUES:				
Property and Other Local Taxes	\$869,283	\$869,283	\$823,752	(\$45,531)
Intergovernmental	93,809	93,809	161,672	67,863
Interest Income	<u>0</u>	<u>0</u>	<u>69,975</u>	<u>69,975</u>
Total Revenues	<u>963,092</u>	<u>963,092</u>	<u>1,055,399</u>	<u>92,307</u>
EXPENDITURES:				
Executive-Mayor				
Personal Services	13,000	13,000	13,000	0
Services and Supplies	23,000	23,000	11,600	11,400
Debt Service				
Principal Retirement	1,006,234	1,026,234	1,026,234	0
Interest	<u>446,268</u>	<u>446,268</u>	<u>445,244</u>	<u>1,024</u>
Total Expenditures	<u>1,488,502</u>	<u>1,508,502</u>	<u>1,496,078</u>	<u>12,424</u>
Excess of Revenues Over (Under) Expenditures	(525,410)	(545,410)	(440,679)	104,731
OTHER FINANCING SOURCES (USES):				
Transfer In	<u>150,000</u>	<u>150,000</u>	<u>150,000</u>	<u>0</u>
Total Other Financing Sources (Uses)	<u>150,000</u>	<u>150,000</u>	<u>150,000</u>	<u>0</u>
NET CHANGE IN FUND BALANCE	(375,410)	(395,410)	(290,679)	104,731
FUND BALANCE BEGINNING OF YEAR	<u>679,738</u>	<u>679,738</u>	<u>679,738</u>	<u>0</u>
FUND BALANCE END OF YEAR	<u>\$304,328</u>	<u>\$284,328</u>	<u>\$389,059</u>	<u>\$104,731</u>

CITY OF WILLOUGHBY, OHIO
SCHEDULE OF REVENUES, EXPENSES, AND CHANGES
IN FUND EQUITY - BUDGET(Non-GAAP Basis) AND ACTUAL
GOLF COURSE FUND
FOR THE YEAR ENDED DECEMBER 31, 2013

	<u>BUDGETED AMOUNTS</u>			VARIANCE WITH FINAL BUDGET
	<u>ORIGINAL</u>	<u>FINAL</u>	<u>ACTUAL</u>	<u>POSITIVE (NEGATIVE)</u>
REVENUES:				
Charges for Services	\$891,150	\$891,150	\$848,958	(\$42,192)
Other	<u>0</u>	<u>0</u>	<u>2,835</u>	<u>2,835</u>
Total Revenues	<u>891,150</u>	<u>891,150</u>	<u>851,793</u>	<u>(39,357)</u>
EXPENSES:				
Executive-Mayor				
Leisure Time Activities				
Personal Services	428,282	428,282	410,867	17,415
Services and Supplies	319,840	319,840	319,818	22
Capital Outlay	34,194	44,194	40,615	3,579
Debt Service				
Principal Retirement	<u>175,000</u>	<u>175,000</u>	<u>155,000</u>	<u>20,000</u>
Total Expenses	<u>957,316</u>	<u>967,316</u>	<u>926,300</u>	<u>41,016</u>
Excess of Revenues Over (Under) Expenses	(66,166)	(76,166)	(74,507)	1,659
OTHER FINANCING SOURCES (USES):				
Other	<u>0</u>	<u>0</u>	<u>9,275</u>	<u>9,275</u>
Total Other Financing Sources (Uses)	<u>0</u>	<u>0</u>	<u>9,275</u>	<u>9,275</u>
NET CHANGE IN FUND EQUITY	(66,166)	(76,166)	(65,232)	10,934
FUND EQUITY BEGINNING OF YEAR	<u>81,836</u>	<u>81,836</u>	<u>81,836</u>	<u>0</u>
FUND EQUITY END OF YEAR	<u>\$15,670</u>	<u>\$5,670</u>	<u>\$16,604</u>	<u>\$10,934</u>

CITY OF WILLOUGHBY, OHIO
SCHEDULE OF REVENUES, EXPENSES, AND CHANGES
IN FUND EQUITY - BUDGET(Non-GAAP Basis) AND ACTUAL
SEWER FUND
FOR THE YEAR ENDED DECEMBER 31, 2013

	<u>BUDGETED AMOUNTS</u>			VARIANCE WITH
	<u>ORIGINAL</u>	<u>FINAL</u>	<u>ACTUAL</u>	FINAL BUDGET POSITIVE (NEGATIVE)
REVENUES:				
Intergovernmental	\$273,869	\$273,869	\$25,568	(\$248,301)
Charges for Services	4,996,500	5,056,500	4,796,485	(260,015)
Interest Income	750	750	407	(343)
Other	<u>155,000</u>	<u>155,000</u>	<u>181,713</u>	<u>26,713</u>
Total Revenues	<u>5,426,119</u>	<u>5,486,119</u>	<u>5,004,173</u>	<u>(481,946)</u>
EXPENSES:				
Executive-Mayor				
Basic Utility Service				
Personal Services	2,409,718	2,424,718	2,303,707	121,011
Services and Supplies	1,193,950	1,193,950	1,119,089	74,861
Other	150,000	150,000	150,000	0
Capital Outlay	1,304,030	1,464,030	664,963	799,067
Debt Service				
Principal Retirement	646,999	646,999	650,236	(3,237)
Interest	<u>263,473</u>	<u>263,473</u>	<u>260,235</u>	<u>3,238</u>
Total Expenses	<u>5,968,170</u>	<u>6,143,170</u>	<u>5,148,230</u>	<u>994,940</u>
Excess of Revenues Over (Under) Expenses	(542,051)	(657,051)	(144,057)	512,994
OTHER FINANCING SOURCES (USES):				
Other	0	0	2,564	2,564
Sale of Debt	<u>664,667</u>	<u>664,667</u>	<u>716,510</u>	<u>51,843</u>
Total Other Financing Sources (Uses)	<u>664,667</u>	<u>664,667</u>	<u>719,074</u>	<u>54,407</u>
NET CHANGE IN FUND EQUITY	122,616	7,616	575,017	567,401
FUND EQUITY BEGINNING OF YEAR	1,671,497	1,671,497	1,671,497	0
Prior Year Encumbrances Appropriated	<u>7,836</u>	<u>7,836</u>	<u>7,836</u>	<u>0</u>
FUND EQUITY END OF YEAR	<u>\$1,801,949</u>	<u>\$1,686,949</u>	<u>\$2,254,350</u>	<u>\$567,401</u>

CITY OF WILLOUGHBY, OHIO
SCHEDULE OF REVENUES, EXPENSES, AND CHANGES
IN FUND EQUITY - BUDGET(Non-GAAP Basis) AND ACTUAL
AIRPORT FUND
FOR THE YEAR ENDED DECEMBER 31, 2013

	<u>BUDGETED AMOUNTS</u>		<u>ACTUAL</u>	<u>VARIANCE WITH</u>
	<u>ORIGINAL</u>	<u>FINAL</u>		<u>FINAL BUDGET</u>
				<u>POSITIVE</u>
				<u>(NEGATIVE)</u>
REVENUES:				
Charges for Services	\$21,500	\$21,500	\$22,529	\$1,029
Interest Income	0	0	18	18
Rental	<u>150,000</u>	<u>150,000</u>	<u>157,378</u>	<u>7,378</u>
Total Revenues	<u>171,500</u>	<u>171,500</u>	<u>179,925</u>	<u>8,425</u>
EXPENSES:				
Executive-Mayor				
Transportation				
Personal Services	130,119	130,119	108,511	21,608
Services and Supplies	69,000	69,000	27,100	41,900
Capital Outlay	22,500	22,500	0	22,500
Debt Service				
Principal Retirement	5,000	5,000	5,000	0
Interest	<u>3,668</u>	<u>3,668</u>	<u>3,668</u>	<u>0</u>
Total Expenses	<u>230,287</u>	<u>230,287</u>	<u>144,279</u>	<u>86,008</u>
Excess of Revenues Over (Under) Expenses	<u>(58,787)</u>	<u>(58,787)</u>	<u>35,646</u>	<u>94,433</u>
NET CHANGE IN FUND EQUITY	(58,787)	(58,787)	35,646	94,433
FUND EQUITY BEGINNING OF YEAR	143,381	143,381	143,381	0
Prior Year Encumbrances Appropriated	<u>0</u>	<u>0</u>	<u>0</u>	<u>0</u>
FUND EQUITY END OF YEAR	<u>\$84,594</u>	<u>\$84,594</u>	<u>\$179,027</u>	<u>\$94,433</u>

Combining Statements and Individual Fund Schedules

Combining Statements – Nonmajor Funds

NONMAJOR SPECIAL REVENUE FUNDS

Special Revenue Funds account for revenues from specific sources which legally, or otherwise are restricted to expenditures for specific purposes.

Fire Pension Fund - to account for the accumulation of property taxes levied for the partial payment of the current liability for firefighters' pension.

Police Pension Fund - to account for the accumulation of property taxes levied for the partial payment of the current and accrued liability for police pension. Amounts collected for the police and fire pensions are periodically remitted to the Ohio Police and Fire Pension Fund.

Law Enforcement Fund – Established by the Ohio Revised Code to account for revenue received from fines and seizures to assist the department in combating drug activities and to provide Community Prevention Education.

Recreation Fund - to account for the accumulation of voted property tax for the purpose of recreation programs.

Street Construction Maintenance and Repair Fund - required by the Ohio Revised Code to account for that portion of the state gasoline tax and motor vehicle registration fees designated for maintenance of streets within the City.

State Highway Fund - required by the Ohio Revised Code to account for that portion of the state gasoline tax and motor vehicle registration fees designated for maintenance of state highways within the City.

Road & Bridge Fund – to account for revenue received from taxes and other sources to pay for the cost of road and bridge maintenance and improvements.

Corporate Maintenance Fund – to assess small projects that occur during the year, but are neither a regular occurrence nor a long-term project. This may include sidewalks, demolitions, noxious weeds and lot clean up.

Enforcement and Education Fund - required by the Ohio Revised Code to account for fines received and distributed as a result of convictions pertaining to the operation of a motor vehicle while under the influence of alcohol or drugs. Funds may be used to pay cost increases in enforcing this or similar laws.

Indigent Drivers Treatment Fund - required by the Ohio Revised Code to account for fines received as a result of convictions pertaining to operation of a motor vehicle while under the influence of alcohol or drugs. Funds may be used to secure treatment of indigent defendants at the discretion of the Municipal Court Judge.

Court Computer Fund - the Municipal Court has established this fund for the purpose of acquisition, improvement, replacement or repair of court technology capital assets and for related staff training. These funds are collected from additional court costs levied on each case.

General Special Projects Fund - the Municipal Court has established this fund for the purpose of special projects as determined by the judge and for partial payment of debt related to the Municipal Court building. These funds are collected from additional court costs levied on each case.

Special Projects DUI Fund - the Municipal Court has established this fund for the purpose of special projects as outlined by the Ohio Revised Code. These funds are collected from additional court costs levied on each case.

Urban Forest Management Fund – the City originally established this fund to account for a matching fund grant from the State of Ohio. Currently only funds from tree planting fees are being recorded here. The funds are used to buy inventory and provide trees throughout the City.

Victims Assistance Fund - to account for grant funds provided by the State of Ohio with matching funds from the City. These funds provide services to victims of crime.

Police Continuing Professional Training Fund - to account for revenue received from the State of Ohio for the purpose of providing continuing professional training for police officers.

Street Lighting Fund – to account for the .8 mill rate the City assesses on all real property to provide city wide public street lights. These funds are collected in the same manner as other assessments by the Lake County Treasurer.

Railroad Grade Crossing Fund – to account for fines received and expenditures for crossing improvements. This is a state mandated fund. There has been no activity therefore there are no financial statement presentations in 2013.

NONMAJOR DEBT SERVICE FUND

Special Assessments Fund - to accumulate special revenues collected by the County Treasurer and remitted to the City by the County Auditor for payment of special assessment bonds and coupons. These bonds and coupons were sold to finance construction of various projects that were deemed to benefit only those residents and/or businesses in the immediate area of the project and are paid for through assessments against their property.

PERMANENT FUND

Permanent Funds are used to report resources that are legally restricted to the extent that only earnings, not principal, may be used for purposes that support the reporting government's programs.

Cemetery Care Fund - was established to hold and invest all perpetual care deposits made from the sale of lots in the cemetery. The earnings from the Cemetery Care Fund are to be used to maintain the two City of Willoughby cemeteries.

CITY OF WILLOUGHBY, OHIO
COMBINING BALANCE SHEET
NONMAJOR GOVERNMENTAL FUNDS
AS OF DECEMBER 31, 2013

	NONMAJOR SPECIAL REVENUE FUNDS	SPECIAL ASSESSMENTS DEBT SERVICE FUND	CEMETERY CARE PERMANENT FUND	TOTAL NONMAJOR GOVERNMENTAL FUNDS
ASSETS AND DEFERRED OUTFLOWS OF RESOURCES				
Assets:				
Equity in City Treasury Cash and Investments	\$2,837,839	\$325,630	\$272,412	\$3,435,881
Inventory - Supplies	70,664	0	0	70,664
Accounts Receivable	1,280	0	0	1,280
Due from Other Governments	829,502	0	0	829,502
Taxes Receivable	1,449,877	0	0	1,449,877
Special Assessments Receivable	<u>584,050</u>	<u>136,366</u>	<u>0</u>	<u>720,416</u>
Total Assets	<u>5,773,212</u>	<u>461,996</u>	<u>272,412</u>	<u>6,507,620</u>
TOTAL ASSETS AND DEFERRED OUTFLOWS OF RESOURCES				
	<u>\$5,773,212</u>	<u>\$461,996</u>	<u>\$272,412</u>	<u>\$6,507,620</u>
LIABILITIES, DEFERRED INFLOWS OF RESOURCES AND FUND BALANCES				
Liabilities:				
Accounts Payable	\$289,072	\$0	\$0	\$289,072
Salaries, Wages & Benefits Payable	129,707	0	0	129,707
Due to Other Governments	<u>24,678</u>	<u>0</u>	<u>0</u>	<u>24,678</u>
Total Liabilities	<u>443,457</u>	<u>0</u>	<u>0</u>	<u>443,457</u>
Deferred Inflows of Resources:				
Property Taxes	1,350,689	0	0	1,350,689
Unavailable Revenue- Grants and Entitlements	485,868	0	0	485,868
Unavailable Revenue-Special Assessments	584,050	136,366	0	720,416
Unavailable Revenue- Delinquent Property Taxes	<u>99,188</u>	<u>0</u>	<u>0</u>	<u>99,188</u>
Total Deferred Inflows of Resources	<u>2,519,795</u>	<u>136,366</u>	<u>0</u>	<u>2,656,161</u>
Fund Balances:				
Nonspendable	70,664	0	272,412	343,076
Restricted	<u>2,739,296</u>	<u>325,630</u>	<u>0</u>	<u>3,064,926</u>
Total Fund Balances	<u>2,809,960</u>	<u>325,630</u>	<u>272,412</u>	<u>3,408,002</u>
TOTAL LIABILITIES, DEFERRED INFLOWS OF RESOURCES AND FUND BALANCES				
	<u>\$5,773,212</u>	<u>\$461,996</u>	<u>\$272,412</u>	<u>\$6,507,620</u>

CITY OF WILLOUGHBY, OHIO
COMBINING STATEMENT OF REVENUES, EXPENDITURES, AND
CHANGES IN FUND BALANCES
NONMAJOR GOVERNMENTAL FUNDS
FOR THE YEAR ENDED DECEMBER 31, 2013

	NONMAJOR SPECIAL REVENUE FUNDS	SPECIAL ASSESSMENTS DEBT SERVICE FUND	CEMETERY CARE PERMANENT FUND	TOTAL NONMAJOR GOVERNMENTAL FUNDS
REVENUES:				
Property and Other Local Taxes	\$1,436,079	\$0	\$0	\$1,436,079
Intergovernmental	1,539,536	0	0	1,539,536
Charges for Services	293,621	0	9,660	303,281
Special Assessments	610,210	44,206	0	654,416
Fines and Forfeitures	450,539	0	0	450,539
Miscellaneous	<u>2,645</u>	<u>0</u>	<u>0</u>	<u>2,645</u>
Total Revenues	<u>4,332,630</u>	<u>44,206</u>	<u>9,660</u>	<u>4,386,496</u>
EXPENDITURES:				
Current:				
General Government	216,812	1,403	0	218,215
Security of Persons and Property	2,106,660	0	0	2,106,660
Community Environment	50,493	0	0	50,493
Leisure Time Activities	935,437	0	0	935,437
Transportation	1,431,221	0	0	1,431,221
Capital Outlay	1,309,361	0	0	1,309,361
Debt Service:				
Principal	0	35,000	0	35,000
Interest	<u>0</u>	<u>8,190</u>	<u>0</u>	<u>8,190</u>
Total Expenditures	<u>6,049,984</u>	<u>44,593</u>	<u>0</u>	<u>6,094,577</u>
EXCESS OF REVENUES OVER (UNDER) EXPENDITURES	(1,717,354)	(387)	9,660	(1,708,081)
OTHER FINANCING SOURCES (USES):				
Transfers In	1,800,000	0	0	1,800,000
Transfers (Out)	(150,000)	0	0	(150,000)
Sale of Assets	<u>8,189</u>	<u>0</u>	<u>0</u>	<u>8,189</u>
TOTAL OTHER FINANCING SOURCES (USES)	<u>1,658,189</u>	<u>0</u>	<u>0</u>	<u>1,658,189</u>
NET CHANGE IN FUND BALANCES	(59,165)	(387)	9,660	(49,892)
FUND BALANCES BEGINNING OF YEAR	2,997,671	326,017	262,752	3,586,440
DECREASE IN RESERVE				
FOR INVENTORY	<u>(128,546)</u>	<u>0</u>	<u>0</u>	<u>(128,546)</u>
FUND BALANCES END OF YEAR	<u>\$2,809,960</u>	<u>\$325,630</u>	<u>\$272,412</u>	<u>\$3,408,002</u>

CITY OF WILLOUGHBY, OHIO
COMBINING BALANCE SHEET
NONMAJOR SPECIAL REVENUE FUNDS
AS OF DECEMBER 31, 2013

	FIRE PENSION	POLICE PENSION	LAW ENFORCEMENT	RECREATION	STREET CONSTRUCTION MAINTENANCE AND REPAIR	STATE HIGHWAY	ROAD & BRIDGE	CORPORATE MAINTENANCE	ENFORCEMENT & EDUCATION
ASSETS AND DEFERRED OUTFLOWS OF RESOURCES									
Assets:									
Equity in City Treasury Cash and Investments	\$49,661	\$91,688	\$21,582	\$159,449	\$327,234	\$72,168	\$646,249	\$83,761	\$20,728
Inventory - Supplies	0	0	0	0	70,664	0	0	0	0
Accounts Receivable	0	0	0	330	950	0	0	0	0
Due from Other Governments	8,364	8,364	0	2,516	461,483	37,076	270,217	0	271
Taxes Receivable	159,116	159,116	0	70,873	0	0	1,060,772	0	0
Special Assessments Receivable	0	0	0	0	0	0	0	65,141	0
Total Assets	<u>217,141</u>	<u>259,168</u>	<u>21,582</u>	<u>233,168</u>	<u>860,331</u>	<u>109,244</u>	<u>1,977,238</u>	<u>148,902</u>	<u>20,999</u>
Total Deferred Outflows									
TOTAL ASSETS AND DEFERRED OUTFLOWS OF RESOURCES	<u>\$217,141</u>	<u>\$259,168</u>	<u>\$21,582</u>	<u>\$233,168</u>	<u>\$860,331</u>	<u>\$109,244</u>	<u>\$1,977,238</u>	<u>\$148,902</u>	<u>\$20,999</u>
LIABILITIES, DEFERRED INFLOWS OF RESOURCES AND FUND BALANCES									
Liabilities:									
Accounts Payable	\$0	\$0	\$0	\$4,656	\$54,641	\$0	\$178,286	\$0	\$0
Salaries, Wages & Benefits Payable	36,066	32,258	0	21,804	37,998	0	0	0	0
Due to Other Governments	0	0	0	0	0	24,678	0	0	0
Total Liabilities	<u>36,066</u>	<u>32,258</u>	<u>0</u>	<u>26,460</u>	<u>92,639</u>	<u>24,678</u>	<u>178,286</u>	<u>0</u>	<u>0</u>
Deferred Inflows of Resources:									
Property Taxes	148,214	148,214	0	66,167	0	0	988,094	0	0
Unavailable Revenue- Grants and Entitlements	8,364	8,364	0	2,516	380,053	30,815	55,756	0	0
Unavailable Revenue-Special Assessments	0	0	0	0	0	0	0	65,141	0
Unavailable Revenue- Delinquent Property Taxes	<u>10,902</u>	<u>10,902</u>	<u>0</u>	<u>4,706</u>	<u>0</u>	<u>0</u>	<u>72,678</u>	<u>0</u>	<u>0</u>
Total Deferred Inflows of Resources	<u>167,480</u>	<u>167,480</u>	<u>0</u>	<u>73,389</u>	<u>380,053</u>	<u>30,815</u>	<u>1,116,528</u>	<u>65,141</u>	<u>0</u>
Fund Balances:									
Nonspendable	0	0	0	0	70,664	0	0	0	0
Restricted	<u>13,595</u>	<u>59,430</u>	<u>21,582</u>	<u>133,319</u>	<u>316,975</u>	<u>53,751</u>	<u>682,424</u>	<u>83,761</u>	<u>20,999</u>
Total Fund Balances	<u>13,595</u>	<u>59,430</u>	<u>21,582</u>	<u>133,319</u>	<u>387,639</u>	<u>53,751</u>	<u>682,424</u>	<u>83,761</u>	<u>20,999</u>
TOTAL LIABILITIES, DEFERRED INFLOWS OF RESOURCES AND FUND BALANCES	<u>\$217,141</u>	<u>\$259,168</u>	<u>\$21,582</u>	<u>\$233,168</u>	<u>\$860,331</u>	<u>\$109,244</u>	<u>\$1,977,238</u>	<u>\$148,902</u>	<u>\$20,999</u>



<u>INDIGENT DRIVERS TREATMENT</u>	<u>COURT COMPUTER</u>	<u>GENERAL SPECIAL PROJECTS</u>	<u>SPECIAL PROJECTS DUI</u>	<u>URBAN FOREST MANAGEMENT</u>	<u>VICTIMS ASSISTANCE</u>	<u>POLICE CONTINUING PROFESSIONAL TRAINING</u>	<u>STREET LIGHTING</u>	<u>TOTAL 2013</u>
\$311,327	\$323,908	\$33,105	\$127,364	\$70,067	\$17,052	\$611	\$481,885	\$2,837,839
0	0	0	0	0	0	0	0	70,664
0	0	0	0	0	0	0	0	1,280
10,096	14,380	13,174	1,981	0	1,580	0	0	829,502
0	0	0	0	0	0	0	0	1,449,877
<u>0</u>	<u>0</u>	<u>0</u>	<u>0</u>	<u>0</u>	<u>0</u>	<u>0</u>	<u>518,909</u>	<u>584,050</u>
<u>321,423</u>	<u>338,288</u>	<u>46,279</u>	<u>129,345</u>	<u>70,067</u>	<u>18,632</u>	<u>611</u>	<u>1,000,794</u>	<u>5,773,212</u>
<u>\$321,423</u>	<u>\$338,288</u>	<u>\$46,279</u>	<u>\$129,345</u>	<u>\$70,067</u>	<u>\$18,632</u>	<u>\$611</u>	<u>\$1,000,794</u>	<u>\$5,773,212</u>
\$0	\$2,807	\$0	\$0	\$200	\$77	\$0	\$48,405	\$289,072
0	0	0	0	0	1,581	0	0	129,707
<u>0</u>	<u>0</u>	<u>0</u>	<u>0</u>	<u>0</u>	<u>0</u>	<u>0</u>	<u>0</u>	<u>24,678</u>
<u>0</u>	<u>2,807</u>	<u>0</u>	<u>0</u>	<u>200</u>	<u>1,658</u>	<u>0</u>	<u>48,405</u>	<u>443,457</u>
0	0	0	0	0	0	0	0	1,350,689
0	0	0	0	0	0	0	0	485,868
0	0	0	0	0	0	0	518,909	584,050
<u>0</u>	<u>0</u>	<u>0</u>	<u>0</u>	<u>0</u>	<u>0</u>	<u>0</u>	<u>0</u>	<u>99,188</u>
<u>0</u>	<u>0</u>	<u>0</u>	<u>0</u>	<u>0</u>	<u>0</u>	<u>0</u>	<u>518,909</u>	<u>2,519,795</u>
0	0	0	0	0	0	0	0	70,664
<u>321,423</u>	<u>335,481</u>	<u>46,279</u>	<u>129,345</u>	<u>69,867</u>	<u>16,974</u>	<u>611</u>	<u>433,480</u>	<u>2,739,296</u>
<u>321,423</u>	<u>335,481</u>	<u>46,279</u>	<u>129,345</u>	<u>69,867</u>	<u>16,974</u>	<u>611</u>	<u>433,480</u>	<u>2,809,960</u>
<u>\$321,423</u>	<u>\$338,288</u>	<u>\$46,279</u>	<u>\$129,345</u>	<u>\$70,067</u>	<u>\$18,632</u>	<u>\$611</u>	<u>\$1,000,794</u>	<u>\$5,773,212</u>

CITY OF WILLOUGHBY, OHIO
COMBINING STATEMENT OF REVENUES, EXPENDITURES, AND
CHANGES IN FUND BALANCES
NONMAJOR SPECIAL REVENUE FUNDS
FOR THE YEAR ENDED DECEMBER 31, 2013

	<u>FIRE</u>	<u>POLICE</u>	<u>LAW</u>	<u>RECREATION</u>	<u>STREET</u> <u>CONSTRUCTION</u> <u>MAINTENANCE</u> <u>AND REPAIR</u>	<u>STATE</u> <u>HIGHWAY</u>	<u>ROAD &</u> <u>BRIDGE</u>	<u>CORPORATE</u> <u>MAINTENANCE</u>	<u>ENFORCEMENT</u> <u>& EDUCATION</u>
REVENUES:									
Property and Other Local Taxes	\$151,611	\$151,611	\$0	\$66,189	\$55,928	\$0	\$1,010,740	\$0	\$0
Intergovernmental	23,669	23,669	0	98,514	932,331	75,594	356,237	0	0
Charges for Services	0	0	0	282,478	343	0	0	0	0
Special Assessments	0	0	0	0	0	0	0	51,218	0
Fines and Forfeitures	0	0	1,943	0	0	0	0	0	1,944
Miscellaneous	0	0	0	0	2,645	0	0	0	0
Total Revenues	<u>175,280</u>	<u>175,280</u>	<u>1,943</u>	<u>447,181</u>	<u>991,247</u>	<u>75,594</u>	<u>1,366,977</u>	<u>51,218</u>	<u>1,944</u>
EXPENDITURES:									
Current:									
General Government	2,176	2,176	0	0	0	0	0	198	0
Security of Persons and Property	779,525	701,507	9,977	0	0	0	0	0	0
Community Environment	0	0	0	0	0	0	0	40,890	0
Leisure Time Activities	0	0	0	935,437	0	0	0	0	0
Transportation	0	0	0	0	1,281,794	134,917	14,510	0	0
Capital Outlay	0	0	0	0	3,132	0	1,306,229	0	0
Total Expenditures	<u>781,701</u>	<u>703,683</u>	<u>9,977</u>	<u>935,437</u>	<u>1,284,926</u>	<u>134,917</u>	<u>1,320,739</u>	<u>41,088</u>	<u>0</u>
EXCESS OF REVENUES OVER (UNDER) EXPENDITURES	(606,421)	(528,403)	(8,034)	(488,256)	(293,679)	(59,323)	46,238	10,130	1,944
OTHER FINANCING SOURCES (USES):									
Transfers In	600,000	550,000	0	475,000	100,000	60,000	0	0	0
Transfers (Out)	0	0	0	0	0	0	0	0	0
Sale of Assets	0	0	8,189	0	0	0	0	0	0
TOTAL OTHER FINANCING SOURCES (USES)	<u>600,000</u>	<u>550,000</u>	<u>8,189</u>	<u>475,000</u>	<u>100,000</u>	<u>60,000</u>	<u>0</u>	<u>0</u>	<u>0</u>
NET CHANGE IN FUND BALANCES	(6,421)	21,597	155	(13,256)	(193,679)	677	46,238	10,130	1,944
FUND BALANCES BEGINNING OF YEAR	20,016	37,833	21,427	146,575	709,864	53,074	636,186	73,631	19,055
(DECREASE) IN RESERVE									
FOR INVENTORY	0	0	0	0	(128,546)	0	0	0	0
FUND BALANCES END OF YEAR	<u>\$13,595</u>	<u>\$59,430</u>	<u>\$21,582</u>	<u>\$133,319</u>	<u>\$387,639</u>	<u>\$53,751</u>	<u>\$682,424</u>	<u>\$83,761</u>	<u>\$20,999</u>



<u>INDIGENT DRIVERS TREATMENT</u>	<u>COURT COMPUTER</u>	<u>GENERAL SPECIAL PROJECTS</u>	<u>SPECIAL PROJECTS DUI</u>	<u>URBAN FOREST MANAGEMENT</u>	<u>VICTIMS ASSISTANCE</u>	<u>POLICE CONTINUING PROFESSIONAL TRAINING</u>	<u>STREET LIGHTING</u>	<u>TOTAL 2013</u>
\$0	\$0	\$0	\$0	\$0	\$0	\$0	\$0	\$1,436,079
0	0	0	0	0	29,522	0	0	1,539,536
0	0	0	0	10,800	0	0	0	293,621
0	0	0	0	0	0	0	558,992	610,210
47,708	196,056	176,094	26,794	0	0	0	0	450,539
<u>0</u>	<u>0</u>	<u>0</u>	<u>0</u>	<u>0</u>	<u>0</u>	<u>0</u>	<u>0</u>	<u>2,645</u>
<u>47,708</u>	<u>196,056</u>	<u>176,094</u>	<u>26,794</u>	<u>10,800</u>	<u>29,522</u>	<u>0</u>	<u>558,992</u>	<u>4,332,630</u>
45,700	130,809	12,588	5,180	0	0	0	17,985	216,812
0	0	0	0	0	44,427	1,425	569,799	2,106,660
0	0	0	0	9,603	0	0	0	50,493
0	0	0	0	0	0	0	0	935,437
0	0	0	0	0	0	0	0	1,431,221
<u>0</u>	<u>0</u>	<u>0</u>	<u>0</u>	<u>0</u>	<u>0</u>	<u>0</u>	<u>0</u>	<u>1,309,361</u>
<u>45,700</u>	<u>130,809</u>	<u>12,588</u>	<u>5,180</u>	<u>9,603</u>	<u>44,427</u>	<u>1,425</u>	<u>587,784</u>	<u>6,049,984</u>
2,008	65,247	163,506	21,614	1,197	(14,905)	(1,425)	(28,792)	(1,717,354)
0	0	0	0	0	15,000	0	0	1,800,000
0	0	(150,000)	0	0	0	0	0	(150,000)
<u>0</u>	<u>0</u>	<u>0</u>	<u>0</u>	<u>0</u>	<u>0</u>	<u>0</u>	<u>0</u>	<u>8,189</u>
<u>0</u>	<u>0</u>	<u>(150,000)</u>	<u>0</u>	<u>0</u>	<u>15,000</u>	<u>0</u>	<u>0</u>	<u>1,658,189</u>
2,008	65,247	13,506	21,614	1,197	95	(1,425)	(28,792)	(59,165)
319,415	270,234	32,773	107,731	68,670	16,879	2,036	462,272	2,997,671
<u>0</u>	<u>0</u>	<u>0</u>	<u>0</u>	<u>0</u>	<u>0</u>	<u>0</u>	<u>0</u>	<u>(128,546)</u>
<u>\$321,423</u>	<u>\$335,481</u>	<u>\$46,279</u>	<u>\$129,345</u>	<u>\$69,867</u>	<u>\$16,974</u>	<u>\$611</u>	<u>\$433,480</u>	<u>\$2,809,960</u>

CITY OF WILLOUGHBY, OHIO
SCHEDULE OF REVENUES, EXPENDITURES, AND CHANGES
IN FUND BALANCE - BUDGET(Non-GAAP Basis) AND ACTUAL
FIRE PENSION FUND
FOR THE YEAR ENDED DECEMBER 31, 2013

	<u>BUDGETED AMOUNTS</u>			VARIANCE WITH FINAL BUDGET POSITIVE (NEGATIVE)
	<u>ORIGINAL</u>	<u>FINAL</u>	<u>ACTUAL</u>	
REVENUES:				
Property and Other Local Taxes	\$149,592	\$149,592	\$151,611	\$2,019
Intergovernmental	<u>14,778</u>	<u>14,778</u>	<u>23,669</u>	<u>8,891</u>
Total Revenues	<u>164,370</u>	<u>164,370</u>	<u>175,280</u>	<u>10,910</u>
EXPENDITURES:				
Executive-Mayor				
Security of Persons and Property				
Personal Services	800,958	800,958	776,681	24,277
Services and Supplies	<u>3,000</u>	<u>3,000</u>	<u>2,176</u>	<u>824</u>
Total Expenditures	<u>803,958</u>	<u>803,958</u>	<u>778,857</u>	<u>25,101</u>
Excess of Revenues Over (Under) Expenditures	(639,588)	(639,588)	(603,577)	36,011
OTHER FINANCING SOURCES (USES):				
Transfers In	<u>600,000</u>	<u>600,000</u>	<u>600,000</u>	<u>0</u>
Total Other Financing Sources (Uses)	<u>600,000</u>	<u>600,000</u>	<u>600,000</u>	<u>0</u>
NET CHANGE IN FUND BALANCE	(39,588)	(39,588)	(3,577)	36,011
FUND BALANCE BEGINNING OF YEAR	<u>53,238</u>	<u>53,238</u>	<u>53,238</u>	<u>0</u>
FUND BALANCE END OF YEAR	<u>\$13,650</u>	<u>\$13,650</u>	<u>\$49,661</u>	<u>\$36,011</u>

CITY OF WILLOUGHBY, OHIO
SCHEDULE OF REVENUES, EXPENDITURES, AND CHANGES
IN FUND BALANCE - BUDGET(Non-GAAP Basis) AND ACTUAL
POLICE PENSION FUND
FOR THE YEAR ENDED DECEMBER 31, 2013

	<u>BUDGETED AMOUNTS</u>		<u>ACTUAL</u>	<u>VARIANCE WITH</u>
	<u>ORIGINAL</u>	<u>FINAL</u>		<u>FINAL BUDGET</u>
				<u>POSITIVE</u>
				<u>(NEGATIVE)</u>
REVENUES:				
Property and Other Local Taxes	\$149,592	\$149,592	\$151,611	\$2,019
Intergovernmental	<u>14,778</u>	<u>14,778</u>	<u>23,669</u>	<u>8,891</u>
Total Revenues	<u>164,370</u>	<u>164,370</u>	<u>175,280</u>	<u>10,910</u>
EXPENDITURES:				
Executive-Mayor				
Security of Persons and Property				
Personal Services	749,303	749,303	698,219	51,084
Services and Supplies	<u>3,000</u>	<u>3,000</u>	<u>2,176</u>	<u>824</u>
Total Expenditures	<u>752,303</u>	<u>752,303</u>	<u>700,395</u>	<u>51,908</u>
Excess of Revenues Over (Under) Expenditures	(587,933)	(587,933)	(525,115)	62,818
OTHER FINANCING SOURCES (USES):				
Transfers In	<u>550,000</u>	<u>550,000</u>	<u>550,000</u>	<u>0</u>
Total Other Financing Sources (Uses)	<u>550,000</u>	<u>550,000</u>	<u>550,000</u>	<u>0</u>
NET CHANGE IN FUND BALANCE	(37,933)	(37,933)	24,885	62,818
FUND BALANCE BEGINNING OF YEAR	<u>66,803</u>	<u>66,803</u>	<u>66,803</u>	<u>0</u>
FUND BALANCE END OF YEAR	<u>\$28,870</u>	<u>\$28,870</u>	<u>\$91,688</u>	<u>\$62,818</u>

CITY OF WILLOUGHBY, OHIO
SCHEDULE OF REVENUES, EXPENDITURES, AND CHANGES
IN FUND BALANCE - BUDGET(Non-GAAP Basis) AND ACTUAL
LAW ENFORCEMENT FUND
FOR THE YEAR ENDED DECEMBER 31, 2013

	<u>BUDGETED AMOUNTS</u>		<u>ACTUAL</u>	VARIANCE WITH FINAL BUDGET POSITIVE (NEGATIVE)
	<u>ORIGINAL</u>	<u>FINAL</u>		<u>(NEGATIVE)</u>
REVENUES:				
Fines and Forfeitures	<u>\$500</u>	<u>\$500</u>	<u>\$10,132</u>	<u>\$9,632</u>
Total Revenues	<u>500</u>	<u>500</u>	<u>10,132</u>	<u>9,632</u>
EXPENDITURES:				
Executive-Mayor				
Security of Persons and Property				
Capital Outlay	<u>8,000</u>	<u>8,000</u>	<u>0</u>	<u>8,000</u>
Total Expenditures	<u>8,000</u>	<u>8,000</u>	<u>0</u>	<u>8,000</u>
NET CHANGE IN FUND BALANCE	(7,500)	(7,500)	10,132	17,632
FUND BALANCE BEGINNING OF YEAR	8,900	8,900	8,900	0
Prior Year Encumbrances Appropriated	<u>2,550</u>	<u>2,550</u>	<u>2,550</u>	<u>0</u>
FUND BALANCE END OF YEAR	<u>\$3,950</u>	<u>\$3,950</u>	<u>\$21,582</u>	<u>\$17,632</u>

CITY OF WILLOUGHBY, OHIO
SCHEDULE OF REVENUES, EXPENDITURES, AND CHANGES
IN FUND BALANCE - BUDGET(Non-GAAP Basis) AND ACTUAL
RECREATION FUND
FOR THE YEAR ENDED DECEMBER 31, 2013

	<u>BUDGETED AMOUNTS</u>		<u>ACTUAL</u>	<u>VARIANCE WITH</u>
	<u>ORIGINAL</u>	<u>FINAL</u>		<u>FINAL BUDGET</u>
				<u>POSITIVE</u>
				<u>(NEGATIVE)</u>
REVENUES:				
Property and Other Local Taxes	\$65,187	\$65,187	\$66,189	\$1,002
Intergovernmental	54,901	54,901	98,514	43,613
Charges for Services	<u>250,000</u>	<u>250,000</u>	<u>282,227</u>	<u>32,227</u>
Total Revenues	<u>370,088</u>	<u>370,088</u>	<u>446,930</u>	<u>76,842</u>
EXPENDITURES:				
Executive-Mayor				
Leisure Time Activities				
Personal Services	650,116	650,116	641,872	8,244
Services and Supplies	<u>317,630</u>	<u>317,630</u>	<u>272,523</u>	<u>45,107</u>
Total Expenditures	<u>967,746</u>	<u>967,746</u>	<u>914,395</u>	<u>53,351</u>
Excess of Revenues Over (Under) Expenditures	(597,658)	(597,658)	(467,465)	130,193
OTHER FINANCING SOURCES (USES):				
Transfers In	<u>475,000</u>	<u>475,000</u>	<u>475,000</u>	<u>0</u>
Total Other Financing Sources (Uses)	<u>475,000</u>	<u>475,000</u>	<u>475,000</u>	<u>0</u>
NET CHANGE IN FUND BALANCE	(122,658)	(122,658)	7,535	130,193
FUND BALANCE BEGINNING OF YEAR	131,894	131,894	131,894	0
Prior Year Encumbrances Appropriated	<u>2,640</u>	<u>2,640</u>	<u>2,640</u>	<u>0</u>
FUND BALANCE END OF YEAR	<u>\$11,876</u>	<u>\$11,876</u>	<u>\$142,069</u>	<u>\$130,193</u>

CITY OF WILLOUGHBY, OHIO
SCHEDULE OF REVENUES, EXPENDITURES, AND CHANGES
IN FUND BALANCE - BUDGET(Non-GAAP Basis) AND ACTUAL
STREET CONSTRUCTION MAINTENANCE AND REPAIR FUND
FOR THE YEAR ENDED DECEMBER 31, 2013

	<u>BUDGETED AMOUNTS</u>		<u>ACTUAL</u>	<u>VARIANCE WITH</u>
	<u>ORIGINAL</u>	<u>FINAL</u>		<u>FINAL BUDGET</u>
				<u>POSITIVE</u>
				<u>(NEGATIVE)</u>
REVENUES:				
Property and Other Local Taxes	\$55,000	\$55,000	\$55,830	\$830
Intergovernmental	925,000	925,000	928,841	3,841
Charges for Services	750	750	343	(407)
Total Revenues	<u>980,750</u>	<u>980,750</u>	<u>985,014</u>	<u>4,264</u>
EXPENDITURES:				
Executive-Mayor				
Transportation				
Personal Services	982,711	982,711	870,867	111,844
Services and Supplies	<u>481,575</u>	<u>481,575</u>	<u>452,606</u>	<u>28,969</u>
Total Expenditures	<u>1,464,286</u>	<u>1,464,286</u>	<u>1,323,473</u>	<u>140,813</u>
Excess of Revenues Over (Under) Expenditures	(483,536)	(483,536)	(338,459)	145,077
OTHER FINANCING SOURCES (USES):				
Transfers In	100,000	100,000	100,000	0
Other	<u>1,000</u>	<u>1,000</u>	<u>2,495</u>	<u>1,495</u>
Total Other Financing Sources (Uses)	<u>101,000</u>	<u>101,000</u>	<u>102,495</u>	<u>1,495</u>
NET CHANGE IN FUND BALANCE	(382,536)	(382,536)	(235,964)	146,572
FUND BALANCE BEGINNING OF YEAR	429,117	429,117	429,117	0
Prior Year Encumbrances Appropriated	<u>1,566</u>	<u>1,566</u>	<u>1,566</u>	<u>0</u>
FUND BALANCE END OF YEAR	<u>\$48,147</u>	<u>\$48,147</u>	<u>\$194,719</u>	<u>\$146,572</u>

CITY OF WILLOUGHBY, OHIO
SCHEDULE OF REVENUES, EXPENDITURES, AND CHANGES
IN FUND BALANCE - BUDGET (Non-GAAP Basis) AND ACTUAL
STATE HIGHWAY FUND
FOR THE YEAR ENDED DECEMBER 31, 2013

	<u>BUDGETED AMOUNTS</u>		<u>ACTUAL</u>	<u>VARIANCE WITH</u>
	<u>ORIGINAL</u>	<u>FINAL</u>		<u>FINAL BUDGET</u>
				<u>POSITIVE</u>
				<u>(NEGATIVE)</u>
REVENUES:				
Intergovernmental	\$75,000	\$75,000	\$75,311	\$311
Total Revenues	<u>75,000</u>	<u>75,000</u>	<u>75,311</u>	<u>311</u>
EXPENDITURES:				
Executive-Mayor Transportation				
Services and Supplies	<u>137,000</u>	<u>137,000</u>	<u>82,441</u>	<u>54,559</u>
Total Expenditures	<u>137,000</u>	<u>137,000</u>	<u>82,441</u>	<u>54,559</u>
Excess of Revenues Over (Under) Expenditures	(62,000)	(62,000)	(7,130)	54,870
OTHER FINANCING SOURCES (USES):				
Transfers In	<u>60,000</u>	<u>60,000</u>	<u>60,000</u>	<u>0</u>
Total Other Financing Sources (Uses)	<u>60,000</u>	<u>60,000</u>	<u>60,000</u>	<u>0</u>
NET CHANGE IN FUND BALANCE	(2,000)	(2,000)	52,870	54,870
FUND BALANCE BEGINNING OF YEAR	<u>12,722</u>	<u>12,722</u>	<u>12,722</u>	<u>0</u>
FUND BALANCE END OF YEAR	<u>\$10,722</u>	<u>\$10,722</u>	<u>\$65,592</u>	<u>\$54,870</u>

CITY OF WILLOUGHBY, OHIO
SCHEDULE OF REVENUES, EXPENDITURES, AND CHANGES
IN FUND BALANCE - BUDGET(Non-GAAP Basis) AND ACTUAL
ROAD AND BRIDGE FUND
FOR THE YEAR ENDED DECEMBER 31, 2013

	<u>BUDGETED AMOUNTS</u>		<u>ACTUAL</u>	<u>VARIANCE WITH</u>
	<u>ORIGINAL</u>	<u>FINAL</u>		<u>FINAL BUDGET</u>
				<u>POSITIVE</u>
				<u>(NEGATIVE)</u>
REVENUES:				
Property and Other Local Taxes	\$986,308	\$986,308	\$1,010,740	\$24,432
Intergovernmental	<u>109,463</u>	<u>1,050,095</u>	<u>783,562</u>	<u>(266,533)</u>
Total Revenues	<u>1,095,771</u>	<u>2,036,403</u>	<u>1,794,302</u>	<u>(242,101)</u>
EXPENDITURES:				
Executive-Mayor				
Transportation				
Services and Supplies	18,000	18,000	14,510	3,490
Capital Outlay	<u>1,300,000</u>	<u>2,363,623</u>	<u>2,112,117</u>	<u>251,506</u>
Total Expenditures	<u>1,318,000</u>	<u>2,381,623</u>	<u>2,126,627</u>	<u>254,996</u>
NET CHANGE IN FUND BALANCE	(222,229)	(345,220)	(332,325)	12,895
FUND BALANCE BEGINNING OF YEAR	504,464	504,464	504,464	0
Prior Year Encumbrances Appropriated	<u>85,858</u>	<u>85,858</u>	<u>85,858</u>	<u>0</u>
FUND BALANCE END OF YEAR	<u>\$368,093</u>	<u>\$245,102</u>	<u>\$257,997</u>	<u>\$12,895</u>

CITY OF WILLOUGHBY, OHIO
SCHEDULE OF REVENUES, EXPENDITURES, AND CHANGES
IN FUND BALANCE - BUDGET(Non-GAAP Basis) AND ACTUAL
CORPORATE MAINTENANCE FUND
FOR THE YEAR ENDED DECEMBER 31, 2013

	<u>BUDGETED AMOUNTS</u>		<u>ACTUAL</u>	VARIANCE WITH FINAL BUDGET POSITIVE (NEGATIVE)
	<u>ORIGINAL</u>	<u>FINAL</u>		<u>(NEGATIVE)</u>
REVENUES:				
Special Assessments	<u>\$31,500</u>	<u>\$31,500</u>	<u>\$52,412</u>	<u>\$20,912</u>
Total Revenues	<u>31,500</u>	<u>31,500</u>	<u>52,412</u>	<u>20,912</u>
EXPENDITURES:				
Executive-Mayor				
Community Environment				
Services and Supplies	<u>66,000</u>	<u>66,000</u>	<u>46,326</u>	<u>19,674</u>
Total Expenditures	<u>66,000</u>	<u>66,000</u>	<u>46,326</u>	<u>19,674</u>
NET CHANGE IN FUND BALANCE	(34,500)	(34,500)	6,086	40,586
FUND BALANCE BEGINNING OF YEAR	56,610	56,610	56,610	0
Prior Year Encumbrances Appropriated	<u>559</u>	<u>559</u>	<u>559</u>	<u>0</u>
FUND BALANCE END OF YEAR	<u>\$22,669</u>	<u>\$22,669</u>	<u>\$63,255</u>	<u>\$40,586</u>

CITY OF WILLOUGHBY, OHIO
SCHEDULE OF REVENUES, EXPENDITURES, AND CHANGES
IN FUND BALANCE - BUDGET(Non-GAAP Basis) AND ACTUAL
ENFORCEMENT AND EDUCATION FUND
FOR THE YEAR ENDED DECEMBER 31, 2013

	<u>BUDGETED AMOUNTS</u>		<u>ACTUAL</u>	VARIANCE WITH FINAL BUDGET POSITIVE (NEGATIVE)
	<u>ORIGINAL</u>	<u>FINAL</u>		<u>(NEGATIVE)</u>
REVENUES:				
Fines and Forfeitures	<u>\$1,500</u>	<u>\$1,500</u>	<u>\$1,758</u>	<u>\$258</u>
Total Revenues	<u>1,500</u>	<u>1,500</u>	<u>1,758</u>	<u>258</u>
EXPENDITURES:				
Executive-Mayor				
Security of Persons and Property				
Capital Outlay	<u>15,000</u>	<u>15,000</u>	<u>0</u>	<u>15,000</u>
Total Expenditures	<u>15,000</u>	<u>15,000</u>	<u>0</u>	<u>15,000</u>
NET CHANGE IN FUND BALANCE	(13,500)	(13,500)	1,758	15,258
FUND BALANCE BEGINNING OF YEAR	<u>18,970</u>	<u>18,970</u>	<u>18,970</u>	<u>0</u>
FUND BALANCE END OF YEAR	<u>\$5,470</u>	<u>\$5,470</u>	<u>\$20,728</u>	<u>\$15,258</u>

CITY OF WILLOUGHBY, OHIO
SCHEDULE OF REVENUES, EXPENDITURES, AND CHANGES
IN FUND BALANCE - BUDGET(Non-GAAP Basis) AND ACTUAL
INDIGENT DRIVERS TREATMENT FUND
FOR THE YEAR ENDED DECEMBER 31, 2013

	<u>BUDGETED AMOUNTS</u>		<u>ACTUAL</u>	<u>VARIANCE WITH</u>
	<u>ORIGINAL</u>	<u>FINAL</u>		<u>FINAL BUDGET</u>
				<u>POSITIVE</u>
				<u>(NEGATIVE)</u>
REVENUES:				
Fines and Forfeitures	<u>\$40,000</u>	<u>\$40,000</u>	<u>\$39,748</u>	<u>(\$252)</u>
Total Revenues	<u>40,000</u>	<u>40,000</u>	<u>39,748</u>	<u>(252)</u>
EXPENDITURES:				
Judicial -Municipal Court				
General Government				
Services and Supplies	<u>150,000</u>	<u>150,000</u>	<u>0</u>	<u>150,000</u>
Total Expenditures	<u>150,000</u>	<u>150,000</u>	<u>0</u>	<u>150,000</u>
NET CHANGE IN FUND BALANCE	(110,000)	(110,000)	39,748	149,748
FUND BALANCE BEGINNING OF YEAR	179,535	179,535	179,535	0
Prior Year Encumbrances Appropriated	<u>30,589</u>	<u>30,589</u>	<u>30,589</u>	<u>0</u>
FUND BALANCE END OF YEAR	<u>\$100,124</u>	<u>\$100,124</u>	<u>\$249,872</u>	<u>\$149,748</u>

CITY OF WILLOUGHBY, OHIO
SCHEDULE OF REVENUES, EXPENDITURES, AND CHANGES
IN FUND BALANCE - BUDGET(Non-GAAP Basis) AND ACTUAL
COURT COMPUTER FUND
FOR THE YEAR ENDED DECEMBER 31, 2013

	<u>BUDGETED AMOUNTS</u>		<u>ACTUAL</u>	<u>VARIANCE WITH</u>
	<u>ORIGINAL</u>	<u>FINAL</u>		<u>FINAL BUDGET</u> <u>POSITIVE</u> <u>(NEGATIVE)</u>
REVENUES:				
Fines and Forfeitures	<u>\$175,000</u>	<u>\$175,000</u>	<u>\$193,208</u>	<u>\$18,208</u>
Total Revenues	<u>175,000</u>	<u>175,000</u>	<u>193,208</u>	<u>18,208</u>
EXPENDITURES:				
Judicial -Municipal Court				
General Government				
Personal Services	70,000	70,000	31,321	38,679
Services and Supplies	120,000	120,000	105,515	14,485
Capital Outlay	<u>40,000</u>	<u>40,000</u>	<u>895</u>	<u>39,105</u>
Total Expenditures	<u>230,000</u>	<u>230,000</u>	<u>137,731</u>	<u>92,269</u>
NET CHANGE IN FUND BALANCE	(55,000)	(55,000)	55,477	110,477
FUND BALANCE BEGINNING OF YEAR	232,776	232,776	232,776	0
Prior Year Encumbrances Appropriated	<u>0</u>	<u>0</u>	<u>0</u>	<u>0</u>
FUND BALANCE END OF YEAR	<u>\$177,776</u>	<u>\$177,776</u>	<u>\$288,253</u>	<u>\$110,477</u>

CITY OF WILLOUGHBY, OHIO
SCHEDULE OF REVENUES, EXPENDITURES, AND CHANGES
IN FUND BALANCE - BUDGET(Non-GAAP Basis) AND ACTUAL
GENERAL SPECIAL PROJECTS FUND
FOR THE YEAR ENDED DECEMBER 31, 2013

	<u>BUDGETED AMOUNTS</u>		<u>ACTUAL</u>	<u>VARIANCE WITH</u>
	<u>ORIGINAL</u>	<u>FINAL</u>		<u>FINAL BUDGET</u>
				<u>POSITIVE</u>
				<u>(NEGATIVE)</u>
REVENUES:				
Fines and Forfeitures	\$160,000	\$160,000	\$173,410	\$13,410
Total Revenues	<u>160,000</u>	<u>160,000</u>	<u>173,410</u>	<u>13,410</u>
EXPENDITURES:				
Judicial -Municipal Court				
General Government				
Services and Supplies	<u>25,000</u>	<u>25,000</u>	<u>12,588</u>	<u>12,412</u>
Total Expenditures	<u>25,000</u>	<u>25,000</u>	<u>12,588</u>	<u>12,412</u>
Excess of Revenues Over (Under) Expenditures	135,000	135,000	160,822	25,822
OTHER FINANCING SOURCES (USES):				
Transfers Out	<u>(150,000)</u>	<u>(150,000)</u>	<u>(150,000)</u>	<u>0</u>
Total Other Financing Sources (Uses)	<u>(150,000)</u>	<u>(150,000)</u>	<u>(150,000)</u>	<u>0</u>
NET CHANGE IN FUND BALANCE	(15,000)	(15,000)	10,822	25,822
FUND BALANCE BEGINNING OF YEAR	<u>22,283</u>	<u>22,283</u>	<u>22,283</u>	<u>0</u>
FUND BALANCE END OF YEAR	<u>\$7,283</u>	<u>\$7,283</u>	<u>\$33,105</u>	<u>\$25,822</u>

CITY OF WILLOUGHBY, OHIO
SCHEDULE OF REVENUES, EXPENDITURES, AND CHANGES
IN FUND BALANCE - BUDGET(Non-GAAP Basis) AND ACTUAL
SPECIAL PROJECTS DUI FUND
FOR THE YEAR ENDED DECEMBER 31, 2013

	<u>BUDGETED AMOUNTS</u>		<u>ACTUAL</u>	<u>VARIANCE WITH</u>
	<u>ORIGINAL</u>	<u>FINAL</u>		<u>FINAL BUDGET</u>
				<u>POSITIVE</u>
				<u>(NEGATIVE)</u>
REVENUES:				
Fines and Forfeitures	<u>\$25,000</u>	<u>\$25,000</u>	<u>\$26,998</u>	<u>\$1,998</u>
Total Revenues	<u>25,000</u>	<u>25,000</u>	<u>26,998</u>	<u>1,998</u>
EXPENDITURES:				
Judicial -Municipal Court				
General Government				
Services and Supplies	<u>80,000</u>	<u>80,000</u>	<u>30,000</u>	<u>50,000</u>
Total Expenditures	<u>80,000</u>	<u>80,000</u>	<u>30,000</u>	<u>50,000</u>
NET CHANGE IN FUND BALANCE	(55,000)	(55,000)	(3,002)	51,998
FUND BALANCE BEGINNING OF YEAR	<u>105,546</u>	<u>105,546</u>	<u>105,546</u>	<u>0</u>
FUND BALANCE END OF YEAR	<u>\$50,546</u>	<u>\$50,546</u>	<u>\$102,544</u>	<u>\$51,998</u>

CITY OF WILLOUGHBY, OHIO
SCHEDULE OF REVENUES, EXPENDITURES, AND CHANGES
IN FUND BALANCE - BUDGET(Non-GAAP Basis) AND ACTUAL
URBAN FOREST MANAGEMENT FUND
FOR THE YEAR ENDED DECEMBER 31, 2013

	<u>BUDGETED AMOUNTS</u>			VARIANCE WITH
	<u>ORIGINAL</u>	<u>FINAL</u>	<u>ACTUAL</u>	FINAL BUDGET POSITIVE (NEGATIVE)
REVENUES:				
Charges for Services	<u>\$7,000</u>	<u>\$7,000</u>	<u>\$11,000</u>	<u>\$4,000</u>
Total Revenues	<u>7,000</u>	<u>7,000</u>	<u>11,000</u>	<u>4,000</u>
EXPENDITURES:				
Executive-Mayor				
Community Environment				
Services and Supplies	<u>25,000</u>	<u>25,000</u>	<u>17,321</u>	<u>7,679</u>
Total Expenditures	<u>25,000</u>	<u>25,000</u>	<u>17,321</u>	<u>7,679</u>
NET CHANGE IN FUND BALANCE	(18,000)	(18,000)	(6,321)	11,679
FUND BALANCE BEGINNING OF YEAR	<u>68,670</u>	<u>68,670</u>	<u>68,670</u>	<u>0</u>
FUND BALANCE END OF YEAR	<u>\$50,670</u>	<u>\$50,670</u>	<u>\$62,349</u>	<u>\$11,679</u>

CITY OF WILLOUGHBY, OHIO
SCHEDULE OF REVENUES, EXPENDITURES, AND CHANGES
IN FUND BALANCE - BUDGET(Non-GAAP Basis) AND ACTUAL
VICTIMS ASSISTANCE FUND
FOR THE YEAR ENDED DECEMBER 31, 2013

	<u>BUDGETED AMOUNTS</u>			VARIANCE WITH FINAL BUDGET POSITIVE (NEGATIVE)
	<u>ORIGINAL</u>	<u>FINAL</u>	<u>ACTUAL</u>	<u>(NEGATIVE)</u>
REVENUES:				
Intergovernmental	<u>\$30,000</u>	<u>\$30,000</u>	<u>\$31,902</u>	<u>\$1,902</u>
Total Revenues	<u>30,000</u>	<u>30,000</u>	<u>31,902</u>	<u>1,902</u>
EXPENDITURES:				
Executive-Mayor				
Security of Persons and Property				
Personal Services	44,000	44,000	43,293	707
Services and Supplies	<u>2,300</u>	<u>2,300</u>	<u>1,622</u>	<u>678</u>
Total Expenditures	<u>46,300</u>	<u>46,300</u>	<u>44,915</u>	<u>1,385</u>
Excess of Revenues Over (Under) Expenditures	(16,300)	(16,300)	(13,013)	3,287
OTHER FINANCING SOURCES (USES):				
Transfers In	<u>15,000</u>	<u>15,000</u>	<u>15,000</u>	<u>0</u>
Total Other Financing Sources (Uses)	<u>15,000</u>	<u>15,000</u>	<u>15,000</u>	<u>0</u>
NET CHANGE IN FUND BALANCE	(1,300)	(1,300)	1,987	3,287
FUND BALANCE BEGINNING OF YEAR	<u>15,065</u>	<u>15,065</u>	<u>15,065</u>	<u>0</u>
FUND BALANCE END OF YEAR	<u>\$13,765</u>	<u>\$13,765</u>	<u>\$17,052</u>	<u>\$3,287</u>

CITY OF WILLOUGHBY, OHIO
SCHEDULE OF REVENUES, EXPENDITURES, AND CHANGES
IN FUND BALANCE - BUDGET(Non-GAAP Basis) AND ACTUAL
POLICE CONTINUING PROFESSIONAL TRAINING FUND
FOR THE YEAR ENDED DECEMBER 31, 2013

	<u>BUDGETED AMOUNTS</u>		<u>ACTUAL</u>	<u>VARIANCE WITH</u>
	<u>ORIGINAL</u>	<u>FINAL</u>		<u>FINAL BUDGET</u>
				<u>POSITIVE</u>
				<u>(NEGATIVE)</u>
REVENUES:				
Intergovernmental	<u>\$0</u>	<u>\$0</u>	<u>\$0</u>	<u>\$0</u>
Total Revenues	<u>0</u>	<u>0</u>	<u>0</u>	<u>0</u>
EXPENDITURES:				
Executive-Mayor				
Security of Persons and Property				
Services and Supplies	<u>1,211</u>	<u>1,211</u>	<u>1,170</u>	<u>41</u>
Total Expenditures	<u>1,211</u>	<u>1,211</u>	<u>1,170</u>	<u>41</u>
NET CHANGE IN FUND BALANCE	(1,211)	(1,211)	(1,170)	41
FUND BALANCE BEGINNING OF YEAR	<u>1,211</u>	<u>1,211</u>	<u>1,211</u>	<u>0</u>
FUND BALANCE END OF YEAR	<u>\$0</u>	<u>\$0</u>	<u>\$41</u>	<u>\$41</u>

CITY OF WILLOUGHBY, OHIO
SCHEDULE OF REVENUES, EXPENDITURES, AND CHANGES
IN FUND BALANCE - BUDGET(Non-GAAP Basis) AND ACTUAL
STREET LIGHTING FUND
FOR THE YEAR ENDED DECEMBER 31, 2013

	<u>BUDGETED AMOUNTS</u>		<u>ACTUAL</u>	<u>VARIANCE WITH</u>
	<u>ORIGINAL</u>	<u>FINAL</u>		<u>FINAL BUDGET</u>
				<u>POSITIVE</u>
				<u>(NEGATIVE)</u>
REVENUES:				
Special Assessments	<u>\$526,223</u>	<u>\$526,223</u>	<u>\$558,992</u>	<u>\$32,769</u>
Total Revenues	<u>526,223</u>	<u>526,223</u>	<u>558,992</u>	<u>32,769</u>
EXPENDITURES:				
Executive-Mayor				
Security of Persons and Property				
Services and Supplies	<u>670,000</u>	<u>670,000</u>	<u>585,369</u>	<u>84,631</u>
Total Expenditures	<u>670,000</u>	<u>670,000</u>	<u>585,369</u>	<u>84,631</u>
NET CHANGE IN FUND BALANCE	(143,777)	(143,777)	(26,377)	117,400
FUND BALANCE BEGINNING OF YEAR	<u>508,163</u>	<u>508,163</u>	<u>508,163</u>	<u>0</u>
FUND BALANCE END OF YEAR	<u>\$364,386</u>	<u>\$364,386</u>	<u>\$481,786</u>	<u>\$117,400</u>

CITY OF WILLOUGHBY, OHIO
SCHEDULE OF REVENUES, EXPENDITURES, AND CHANGES
IN FUND BALANCE - BUDGET(Non-GAAP Basis) AND ACTUAL
SPECIAL ASSESSMENTS FUND
FOR THE YEAR ENDED DECEMBER 31, 2013

	<u>BUDGETED AMOUNTS</u>		<u>ACTUAL</u>	<u>VARIANCE WITH</u>
	<u>ORIGINAL</u>	<u>FINAL</u>		<u>FINAL BUDGET</u>
				<u>POSITIVE</u>
				<u>(NEGATIVE)</u>
REVENUES:				
Special Assessments	<u>\$43,000</u>	<u>\$43,000</u>	<u>\$44,206</u>	<u>\$1,206</u>
Total Revenues	<u>43,000</u>	<u>43,000</u>	<u>44,206</u>	<u>1,206</u>
EXPENDITURES:				
Executive-Mayor				
General Government				
Services and Supplies	10,000	10,000	1,403	8,597
Debt Service				
Principal Retirement	35,000	35,000	35,000	0
Interest	<u>8,190</u>	<u>8,190</u>	<u>8,190</u>	<u>0</u>
Total Expenditures	<u>53,190</u>	<u>53,190</u>	<u>44,593</u>	<u>8,597</u>
NET CHANGE IN FUND BALANCE	(10,190)	(10,190)	(387)	9,803
FUND BALANCE BEGINNING OF YEAR	<u>326,017</u>	<u>326,017</u>	<u>326,017</u>	<u>0</u>
FUND BALANCE END OF YEAR	<u>\$315,827</u>	<u>\$315,827</u>	<u>\$325,630</u>	<u>\$9,803</u>

CITY OF WILLOUGHBY, OHIO
SCHEDULE OF REVENUES, EXPENDITURES AND CHANGES
IN FUND BALANCE - BUDGET(Non-GAAP Basis) AND ACTUAL
CEMETERY CARE FUND
FOR THE YEAR ENDED DECEMBER 31, 2013

	<u>BUDGETED AMOUNTS</u>		<u>ACTUAL</u>	<u>VARIANCE WITH</u>
	<u>ORIGINAL</u>	<u>FINAL</u>		<u>FINAL BUDGET</u>
				<u>POSITIVE</u>
				<u>(NEGATIVE)</u>
REVENUES:				
Miscellaneous	<u>\$0</u>	<u>\$0</u>	<u>\$10,380</u>	<u>\$10,380</u>
Total Revenues	<u>0</u>	<u>0</u>	<u>10,380</u>	<u>10,380</u>
FUND BALANCE BEGINNING OF YEAR	<u>262,032</u>	<u>262,032</u>	<u>262,032</u>	<u>0</u>
FUND BALANCE END OF YEAR	<u>\$262,032</u>	<u>\$262,032</u>	<u>\$272,412</u>	<u>\$10,380</u>

CITY OF WILLOUGHBY, OHIO
SCHEDULE OF REVENUES, EXPENSES, AND CHANGES
IN FUND EQUITY - BUDGET (Non-GAAP Basis) AND ACTUAL
WORKERS' COMPENSATION RETRO RATING FUND
FOR THE YEAR ENDED DECEMBER 31, 2013

	<u>BUDGETED AMOUNTS</u>		<u>ACTUAL</u>	VARIANCE WITH FINAL BUDGET POSITIVE (NEGATIVE)
	<u>ORIGINAL</u>	<u>FINAL</u>		<u>(NEGATIVE)</u>
REVENUES:				
Charges for Services	<u>\$0</u>	<u>\$327,278</u>	<u>\$327,278</u>	<u>\$0</u>
Total Revenues	<u>0</u>	<u>327,278</u>	<u>327,278</u>	<u>0</u>
EXPENSES:				
Other	<u>0</u>	<u>0</u>	<u>0</u>	<u>0</u>
Total Expenses	<u>0</u>	<u>0</u>	<u>0</u>	<u>0</u>
Excess of Revenues Over (Under) Expenses	0	327,278	327,278	0
NET CHANGE IN FUND EQUITY	0	327,278	327,278	0
FUND EQUITY BEGINNING OF YEAR	<u>0</u>	<u>0</u>	<u>0</u>	<u>0</u>
FUND EQUITY END OF YEAR	<u>\$0</u>	<u>\$327,278</u>	<u>\$327,278</u>	<u>\$0</u>

Combining Statements – Fiduciary Funds

FIDUCIARY FUNDS

Fiduciary fund reporting focuses on net position and changes in net position. The fiduciary fund category is split into four classifications: pension trust funds, investment trust funds, private purpose trust funds and agency funds. The City has only agency funds. Agency funds are purely custodial (assets equal liabilities) and thus do not involve measurement of results of operations.

AGENCY FUNDS

Deposits and Inspections - was established to hold deposits for various aspects of construction such as inspections, street openings, grade settings, and building deposits and to hold as agent monies received for insurance and payment of utility bills which are to be remitted as required.

Municipal Court - was established to account for those monies on deposit with Willoughby Municipal Court.

CITY OF WILLOUGHBY, OHIO
COMBINING STATEMENT OF CHANGES IN ASSETS AND LIABILITIES
AGENCY FUNDS
FOR THE YEAR ENDED DECEMBER 31, 2013

	<u>BALANCE</u> <u>1/1/2013</u>	<u>ADDITIONS</u>	<u>DEDUCTIONS</u>	<u>BALANCE</u> <u>12/31/2013</u>
DEPOSITS & INSPECTIONS				
ASSETS				
Equity in City Treasury Cash and Investments	\$1,481,722	\$1,062,660	\$1,029,100	\$1,515,282
TOTAL ASSETS	<u>\$1,481,722</u>	<u>\$1,062,660</u>	<u>\$1,029,100</u>	<u>\$1,515,282</u>
LIABILITIES				
Accounts Payable	\$1,481,517	\$1,059,939	\$1,026,299	\$1,515,157
Due to Other Governments	205	2,721	2,801	125
TOTAL LIABILITIES	<u>\$1,481,722</u>	<u>\$1,062,660</u>	<u>\$1,029,100</u>	<u>\$1,515,282</u>
MUNICIPAL COURT				
ASSETS				
Equity in City Treasury Cash and Investments	\$372,962	\$5,930,507	\$5,854,712	\$448,757
Accounts Receivable	201,510	238,710	201,510	238,710
TOTAL ASSETS	<u>\$574,472</u>	<u>\$6,169,217</u>	<u>\$6,056,222</u>	<u>\$687,467</u>
LIABILITIES				
Accounts Payable	\$68,587	\$1,808,128	\$1,796,930	\$79,785
Deposits Held and Due to Others	172,777	2,861,198	2,817,836	216,139
Due to Other Governments	333,108	1,499,891	1,441,456	391,543
TOTAL LIABILITIES	<u>\$574,472</u>	<u>\$6,169,217</u>	<u>\$6,056,222</u>	<u>\$687,467</u>
TOTALS - ALL AGENCY FUNDS				
ASSETS				
Equity in City Treasury Cash and Investments	\$1,854,684	\$6,993,167	\$6,883,812	\$1,964,039
Accounts Receivable	201,510	238,710	201,510	238,710
TOTAL ASSETS	<u>\$2,056,194</u>	<u>\$7,231,877</u>	<u>\$7,085,322</u>	<u>\$2,202,749</u>
LIABILITIES				
Accounts Payable	\$1,550,104	\$2,868,067	\$2,823,229	\$1,594,942
Deposits Held and Due to Others	172,777	2,861,198	2,817,836	216,139
Due to Other Governments	333,313	1,502,612	1,444,257	391,668
TOTAL LIABILITIES	<u>\$2,056,194</u>	<u>\$7,231,877</u>	<u>\$7,085,322</u>	<u>\$2,202,749</u>



The City of Willoughby™



THE CITY OF WILLOUGHBY, OHIO

Statistical INFORMATION



Statistical Section

This part of the City of Willoughby's Comprehensive Annual Financial Report presents detailed information as a context for understanding what the information in the financial statements, note disclosures, and required supplementary information says about the City's overall financial health.

<u>Contents</u>	<u>Page #</u>
<i>Financial Trends</i>	
These schedules contain trend information to help the reader understand how the City's financial performance and well-being have changed over time.	S2-S9
<i>Revenue Capacity</i>	
These schedules contain information to help the reader assess the City's most significant local revenue sources, the municipal income tax and the property tax.	S10-S13
<i>Debt Capacity</i>	
These schedules present information to help the reader assess the affordability of the City's current levels of outstanding debt and the City's ability to issue additional debt in the future.	S14-S18
<i>Demographic and Economic Information</i>	
These schedules offer demographic and economic indicators to help the reader understand the environment within which the City's financial activities take place.	S19-S20
<i>Operating Information</i>	
These schedules contain service and infrastructure data to help the reader understand how the information in the City's financial report relates to the services the government provides and the activities it performs.	S21-S23

Sources: Unless otherwise noted, the information in these schedules is derived from the comprehensive annual financial reports for the relevant year. GASB Statement 54 was implemented in 2010 and GASB Statement 65 in 2012.

CITY OF WILLOUGHBY, OHIO
NET POSITION BY COMPONENT
LAST TEN YEARS
(Accrual Basis of Accounting)

	<u>2004</u>	<u>2005</u>	<u>2006</u>	<u>2007</u>	<u>2008</u>	<u>2009</u>	<u>2010</u>	<u>2011</u>	<u>2012</u>	<u>2013</u>
GOVERNMENTAL ACTIVITIES										
Net Investment in Capital Assets	\$ 32,853,624	\$ 36,274,834	\$ 41,288,394	\$ 41,994,662	\$ 41,374,191	\$ 38,089,025	\$ 48,774,106	\$ 47,342,597	\$ 44,429,348	\$ 43,410,155
Restricted For:										
Capital Projects	8,925,202	4,576,666	3,929,148	3,352,145	3,102,440	6,534,992	3,307,452	3,694,234	3,795,721	4,517,468
Debt Service	3,392,335	3,353,591	3,477,601	3,694,588	3,895,510	4,134,518	4,244,518	4,383,732	5,020,933	4,742,562
Street Construction Maintenance and Repair	484,374	441,293	846,662	1,047,185	1,087,511	1,552,301	1,736,308	1,885,412	1,811,957	1,528,946
Security of Persons	920,679	1,158,803	1,252,186	1,396,588	1,292,600	1,180,908	1,126,261	1,221,784	1,093,389	1,002,049
Municipal Court	1,526,253	869,500	702,413	613,361	550,538	618,406	669,598	671,589	730,153	832,528
Other Purposes	177,092	225,428	110,126	13,215	54,720	103,524	104,333	84,501	161,107	211,471
Permanent Fund Purpose	177,502	185,650	194,057	204,772	213,032	226,792	237,632	249,392	262,752	272,412
Unrestricted	<u>7,327,339</u>	<u>8,009,598</u>	<u>7,696,503</u>	<u>8,719,637</u>	<u>10,358,419</u>	<u>7,900,875</u>	<u>6,869,305</u>	<u>7,662,510</u>	<u>8,602,908</u>	<u>9,307,605</u>
Total Governmental Activities Net Position	<u>55,784,400</u>	<u>55,095,363</u>	<u>59,497,090</u>	<u>61,036,153</u>	<u>61,928,961</u>	<u>60,341,341</u>	<u>67,069,513</u>	<u>67,195,751</u>	<u>65,908,268</u>	<u>65,825,196</u>
BUSINESS-TYPE ACTIVITIES:										
Net Investment in Capital Assets	35,096,164	34,959,081	35,534,234	35,229,071	33,115,680	32,774,856	32,076,339	32,503,232	33,796,268	33,308,740
Restricted For:										
Equipment Replacement	456,940	456,973	418,600	292,038	298,591	378,651	299,521	292,434	336,365	344,404
Unrestricted (Deficit)	<u>(2,322,769)</u>	<u>(2,517,822)</u>	<u>(3,056,030)</u>	<u>(3,357,551)</u>	<u>(2,503,214)</u>	<u>(3,131,664)</u>	<u>(2,921,515)</u>	<u>(3,678,640)</u>	<u>(3,287,335)</u>	<u>(3,302,658)</u>
Total Business-type Activities Net Position	<u>33,230,335</u>	<u>32,898,232</u>	<u>32,896,804</u>	<u>32,163,558</u>	<u>30,911,057</u>	<u>30,021,843</u>	<u>29,454,345</u>	<u>29,117,026</u>	<u>30,845,298</u>	<u>30,350,486</u>
PRIMARY GOVERNMENT										
Net Investment in Capital Assets	67,949,788	71,233,915	76,822,628	77,223,733	74,489,871	70,863,881	80,850,445	79,845,829	78,225,616	76,718,895
Restricted For:										
Capital Projects	8,925,202	4,576,666	3,929,148	3,352,145	3,102,440	6,534,992	3,307,452	3,694,234	3,795,721	4,517,468
Debt Service	3,392,335	3,353,591	3,477,601	3,694,588	3,895,510	4,134,518	4,244,518	4,383,732	5,020,933	4,742,562
Equipment Replacement	456,940	456,973	418,600	292,038	298,591	378,651	299,521	292,434	336,365	344,404
Street Construction Maintenance and Repair	484,374	441,293	846,662	1,047,185	1,087,511	1,552,301	1,736,308	1,885,412	1,811,957	1,528,946
Security of Persons	920,679	1,158,803	1,252,186	1,396,588	1,292,600	1,180,908	1,126,261	1,221,784	1,093,389	1,002,049
Municipal Court	1,526,253	869,500	702,413	613,361	550,538	618,406	669,598	671,589	730,153	832,528
Other Purposes	177,092	225,428	110,126	13,215	54,720	103,524	104,333	84,501	161,107	211,471
Permanent Fund Purpose	177,502	185,650	194,057	204,772	213,032	226,792	237,632	249,392	262,752	272,412
Unrestricted	<u>5,004,570</u>	<u>5,491,776</u>	<u>4,640,473</u>	<u>5,362,086</u>	<u>7,855,205</u>	<u>4,769,211</u>	<u>3,947,790</u>	<u>3,983,870</u>	<u>5,315,573</u>	<u>6,004,947</u>
Total Primary Government Net Position	<u>\$ 89,014,735</u>	<u>\$ 87,993,595</u>	<u>\$ 92,393,894</u>	<u>\$ 93,199,711</u>	<u>\$ 92,840,018</u>	<u>\$ 90,363,184</u>	<u>\$ 96,523,858</u>	<u>\$ 96,312,777</u>	<u>\$ 96,753,566</u>	<u>\$ 96,175,682</u>

CITY OF WILLOUGHBY, OHIO
CHANGES IN NET POSITION
LAST TEN YEARS
(Accrual Basis of Accounting)

(continued on following page)

	2004	2005	2006	2007	2008	2009	2010	2011	2012	2013
PROGRAM REVENUES										
Governmental Activities										
Charges for Services:										
General Government	\$ 2,073,794	\$ 1,979,498	\$ 2,329,581	\$ 2,273,281	\$ 2,293,642	\$ 2,557,745	\$ 2,543,003	\$ 2,351,564	\$ 2,446,009	\$ 2,867,693
Security of Persons and Property	1,133,232	1,595,353	1,464,031	1,635,610	1,620,997	1,631,748	1,706,581	1,619,538	1,566,154	1,608,153
Public Health and Welfare	82,227	60,859	77,460	62,655	89,300	73,428	82,620	88,306	88,306	71,609
Community Environment	731,694	380,138	410,789	350,933	327,925	293,319	280,372	292,869	331,712	376,518
Leisure Time Activities	408,566	463,156	482,654	465,415	492,257	498,453	503,131	537,580	561,386	540,582
Transportation	1,416	1,360	720	247	375	647	1,795	1,211	1,485	343
Basic Utility Services	0	0	0	0	0	0	0	50	45	0
Operating Grants, Contributions and Interest	56,572	51,133	358,392	118,956	233,398	93,517	112,956	593,812	64,819	77,602
Capital Grants and Contributions	143,860	1,183,817	4,165,287	110,980	287,167	681,633	8,963,623	119,678	442,498	337,390
Total Governmental Activities Program Revenues	4,631,361	5,715,314	9,269,206	5,032,882	5,318,416	5,846,362	14,184,889	5,598,922	5,502,414	5,879,890
Business-type Activities:										
Charges for Services:										
Golf Course	793,299	882,293	778,425	783,322	648,189	706,651	700,250	772,561	925,495	849,164
Sewer	3,532,603	3,858,155	3,849,829	4,352,307	3,961,100	4,424,581	4,227,428	4,668,672	4,890,932	4,770,815
Airport	179,783	180,788	187,222	138,123	175,005	136,384	175,369	176,878	176,887	180,116
Capital Grants and Contributions	102,787	277,783	564,392	247,053	239,440	453,353	966,346	470,256	272,009	82,940
Total Business-type Activities Program Revenues	4,608,472	5,199,019	5,379,868	5,520,805	5,023,734	5,720,969	6,069,393	6,088,367	6,265,323	5,883,035
Total Primary Government Program Revenues	9,239,833	10,914,333	14,649,074	10,553,687	10,342,150	11,567,331	20,254,282	11,687,289	11,767,737	11,762,925
EXPENSES										
Governmental Activities										
General Government	6,030,958	6,617,751	6,750,982	7,037,479	7,464,343	7,413,446	7,349,232	7,422,339	6,799,745	7,134,225
Security of Persons and Property	11,987,818	12,910,718	12,743,637	13,355,856	14,184,392	14,372,778	14,401,962	14,533,487	14,516,764	14,830,891
Public Health and Welfare	370,060	391,957	448,521	474,422	475,828	503,104	503,663	445,762	400,280	406,384
Community Environment	867,212	893,576	984,576	1,028,496	985,934	964,906	945,027	892,978	843,269	897,265
Leisure Time Activities	2,037,094	2,229,233	2,047,353	2,162,931	2,319,489	2,274,300	2,265,276	2,129,458	2,005,597	2,061,913
Transportation	2,853,179	3,218,135	2,736,148	3,316,323	3,526,993	3,360,716	3,331,613	3,875,203	3,529,728	4,180,207
Basic Utility Services	1,574,874	1,458,202	1,429,110	1,517,825	1,648,956	1,699,706	1,666,146	1,747,166	1,121,995	547,308
Interest and Fiscal Charges	918,977	938,369	881,977	879,804	842,569	705,001	522,732	491,465	626,291	441,687
Total Governmental Activities Expenses	26,640,172	28,657,941	28,022,304	29,773,136	31,448,504	31,293,957	30,985,651	31,537,858	29,843,669	30,499,880
Business-type Activities:										
Golf Course	900,161	888,853	867,957	923,882	992,417	1,016,247	998,249	997,471	965,662	888,341
Sewer	4,702,286	4,943,662	4,643,517	4,898,045	5,086,763	5,156,297	5,324,757	5,245,572	5,026,112	5,276,637
Airport	693,580	508,526	553,560	540,352	558,209	504,073	469,108	265,534	274,298	225,491
Total Business-type Activities Expenses	6,296,027	6,341,041	6,065,034	6,362,279	6,637,389	6,676,617	6,792,114	6,508,577	6,266,072	6,390,469
Total Primary Government Expenses	32,936,199	34,998,982	34,087,338	36,135,415	38,085,893	37,970,574	37,777,765	38,046,435	36,109,741	36,890,349
NET (EXPENSE)/REVENUE										
Governmental Activities										
Governmental Activities	(22,008,811)	(22,942,627)	(18,753,098)	(24,740,254)	(26,130,088)	(25,447,595)	(16,800,762)	(25,938,936)	(24,341,255)	(24,619,990)
Business-Type Activities:										
Business-type Activities	(1,687,555)	(1,142,022)	(685,166)	(841,474)	(1,613,655)	(955,648)	(722,721)	(420,210)	(749)	(507,434)
Total Primary Government	\$ (23,696,366)	\$ (24,084,649)	\$ (19,438,264)	\$ (25,581,728)	\$ (27,743,743)	\$ (26,403,243)	\$ (17,523,483)	\$ (26,359,146)	\$ (24,342,004)	\$ (25,127,424)

CITY OF WILLOUGHBY, OHIO

CHANGES IN NET POSITION

LAST TEN YEARS

(Accrual Basis of Accounting)

(continued)

	<u>2004</u>	<u>2005</u>	<u>2006</u>	<u>2007</u>	<u>2008</u>	<u>2009</u>	<u>2010</u>	<u>2011</u>	<u>2012</u>	<u>2013</u>
GENERAL REVENUES AND OTHER CHANGES IN NET POSITION										
Governmental Activities:										
Property Taxes	\$ 3,096,109	\$ 2,876,885	\$ 2,917,576	\$ 4,151,098	\$ 3,711,922	\$ 3,745,550	\$ 3,598,753	\$ 3,719,056	\$ 3,480,738	\$ 3,214,958
Income Taxes	12,335,764	13,613,117	13,948,654	15,570,705	16,591,292	14,318,774	14,209,122	15,419,498	16,859,759	17,200,573
Other Taxes	811,911	817,556	862,981	830,504	832,435	758,622	779,056	857,741	860,379	853,949
Unrestricted Grants, Entitlements and Contributions	3,979,013	4,270,153	4,508,744	4,797,309	5,342,717	4,659,956	4,795,991	5,936,611	3,427,327	3,079,431
Gain on Sale of Capital Assets	42,204	30,798	0	5,093	91,103	882	23,434	0	0	10,587
Investment Earnings	347,035	635,182	869,675	990,190	733,253	433,778	236,115	194,153	124,318	166,562
Miscellaneous	26,945	9,899	47,195	2,418	15,174	4,577	31,463	13,115	15,938	10,858
Transfers	(2,255)	0	0	(68,000)	(295,000)	(62,164)	(145,000)	(75,000)	(1,714,687)	0
Total Governmental Activities	<u>20,636,726</u>	<u>22,253,590</u>	<u>23,154,825</u>	<u>26,279,317</u>	<u>27,022,896</u>	<u>23,859,975</u>	<u>23,528,934</u>	<u>26,065,174</u>	<u>23,053,772</u>	<u>24,536,918</u>
Business-type Activities:										
Income Taxes	625,000	750,000	625,000	200,000	0	0	0	0	0	0
Gain on Sale of Capital Assets	0	0	0	2,039	2,021	100	7,022	0	0	1,144
Investment Earnings	14,763	38,817	56,756	53,393	51,342	4,170	1,378	2,537	2,799	322
Miscellaneous	2,200	21,102	1,982	973	12,791	0	1,823	5,354	11,535	11,156
Transfers	2,255	0	0	68,000	295,000	62,164	145,000	75,000	1,714,687	0
Total Business-type Activities	<u>644,218</u>	<u>809,919</u>	<u>683,738</u>	<u>324,405</u>	<u>361,154</u>	<u>66,434</u>	<u>155,223</u>	<u>82,891</u>	<u>1,729,021</u>	<u>12,622</u>
Total Primary Government	<u>21,280,944</u>	<u>23,063,509</u>	<u>23,838,563</u>	<u>26,603,722</u>	<u>27,384,050</u>	<u>23,926,409</u>	<u>23,684,157</u>	<u>26,148,065</u>	<u>24,782,793</u>	<u>24,549,540</u>
CHANGE IN NET POSITION										
Governmental Activities	(1,372,085)	(689,037)	4,401,727	1,539,063	892,808	(1,587,620)	6,728,172	126,238	(1,287,483)	(83,072)
Business-type Activities	(1,043,337)	(332,103)	(1,428)	(517,069)	(1,252,501)	(889,214)	(567,498)	(337,319)	1,728,272	(494,812)
Total Primary Government	<u>\$ (2,415,422)</u>	<u>\$ (1,021,140)</u>	<u>\$ 4,400,299</u>	<u>\$ 1,021,994</u>	<u>\$ (359,693)</u>	<u>\$ (2,476,834)</u>	<u>\$ 6,160,674</u>	<u>\$ (211,081)</u>	<u>\$ 440,789</u>	<u>\$ (577,884)</u>

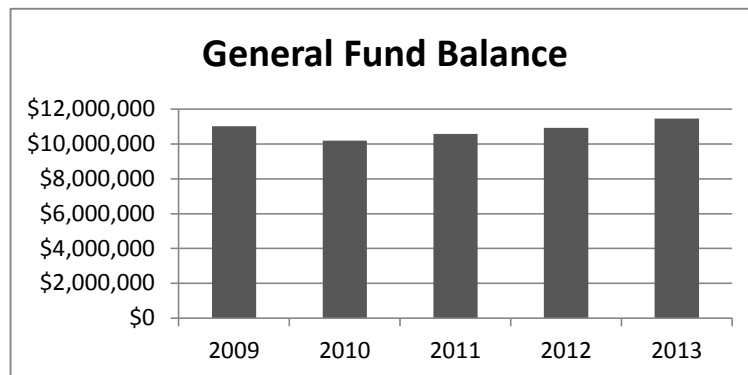
CITY OF WILLOUGHBY, OHIO
GOVERNMENTAL ACTIVITIES TAX REVENUES BY SOURCE
LAST TEN YEARS
(Accrual Basis of Accounting)

Year	Municipal Income Taxes	Property and Other Local Taxes	Total
2004	\$12,335,764	\$3,908,020	\$16,243,784
2005	\$13,613,117	\$3,694,441	\$17,307,558
2006	\$13,948,654	\$3,780,557	\$17,729,211
2007	\$15,570,705	\$4,981,602	\$20,552,307
2008	\$16,591,292	\$4,544,357	\$21,135,649
2009	\$14,318,774	\$4,504,172	\$18,822,946
2010	\$14,209,122	\$4,377,809	\$18,586,931
2011	\$15,419,498	\$4,576,797	\$19,996,295
2012	\$16,859,759	\$4,341,117	\$21,200,876
2013	\$17,200,573	\$4,068,907	\$21,269,480

CITY OF WILLOUGHBY, OHIO
FUND BALANCES OF GOVERNMENTAL FUNDS
LAST FIVE YEARS
(Modified Accrual Basis of Accounting)

	2009	2010	2011	2012	2013
GENERAL FUND					
Nonspendable	\$ 1,485,563	\$ 1,483,214	\$ 1,470,320	\$ 1,480,683	\$ 1,472,475
Assigned	1,613,657	1,675,905	2,018,544	2,082,503	1,994,144
Unassigned	<u>7,917,052</u>	<u>7,034,921</u>	<u>7,081,821</u>	<u>7,362,945</u>	<u>7,992,549</u>
Total General Fund	<u>11,016,272</u>	<u>10,194,040</u>	<u>10,570,685</u>	<u>10,926,131</u>	<u>11,459,168</u>
CAPITAL PROJECTS FUND					
Nonspendable	28,176	28,176	28,176	28,176	28,176
Restricted	0	11,644	15,079	8,225	8,420
Committed	2,944,407	324,715	314,038	371,992	458,231
Unassigned(deficit)	<u>(5,275,636)</u>	<u>(5,947,617)</u>	<u>(5,335,101)</u>	<u>(2,215,480)</u>	<u>(1,566,991)</u>
Total Capital Projects Fund	<u>(2,303,053)</u>	<u>(5,583,082)</u>	<u>(4,977,808)</u>	<u>(1,807,087)</u>	<u>(1,072,164)</u>
GENERAL BOND RETIREMENT FUND					
Restricted	<u>3,666,858</u>	<u>3,768,169</u>	<u>3,877,475</u>	<u>4,563,414</u>	<u>4,292,735</u>
Total General Bond Retirement Fund	<u>3,666,858</u>	<u>3,768,169</u>	<u>3,877,475</u>	<u>4,563,414</u>	<u>4,292,735</u>
ALL OTHER GOVERNMENT FUNDS					
Nonspendable	334,578	340,440	361,719	461,962	343,076
Restricted	<u>3,048,951</u>	<u>3,223,620</u>	<u>3,273,396</u>	<u>3,124,478</u>	<u>3,064,926</u>
Total All Other Governmental Funds	<u>3,383,529</u>	<u>3,564,060</u>	<u>3,635,115</u>	<u>3,586,440</u>	<u>3,408,002</u>
Total Governmental Funds	<u>\$ 15,763,606</u>	<u>\$ 11,943,187</u>	<u>\$ 13,105,467</u>	<u>\$ 17,268,898</u>	<u>\$ 18,087,741</u>

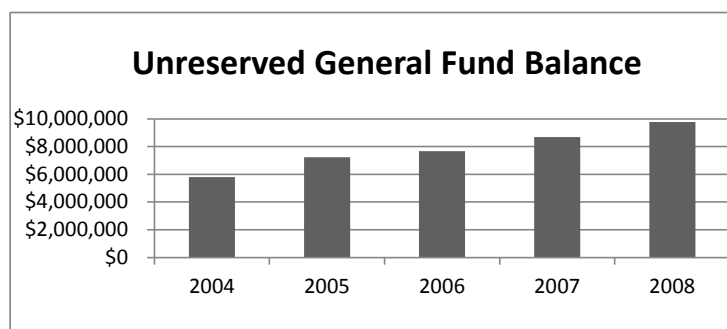
Note: The City implemented GASB 54 in 2010.



CITY OF WILLOUGHBY, OHIO
FUND BALANCES OF GOVERNMENTAL FUNDS
PRIOR FIVE YEARS
(Modified Accrual Basis of Accounting)

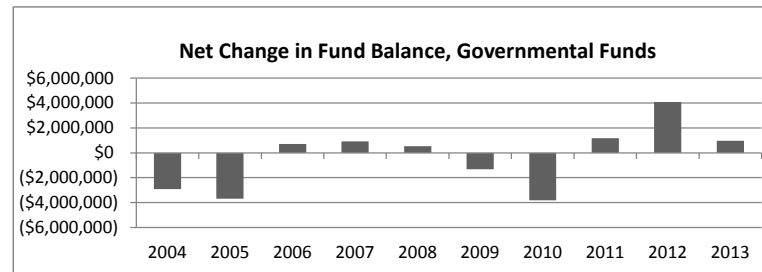
	<u>2004</u>	<u>2005</u>	<u>2006</u>	<u>2007</u>	<u>2008</u>
GENERAL FUND					
Reserved for Encumbrances	\$ 737,236	\$ 771,531	\$ 823,806	\$ 882,759	\$ 470,007
Reserved for Inventory	80,453	94,976	92,895	87,616	101,902
Reserved for Prepaid Items	4,975	2,176	756	3,583	2,589
Reserved for Long-Term Loan - Airport	1,326,019	1,326,019	1,326,019	1,326,019	1,325,214
Unreserved	<u>5,789,582</u>	<u>7,240,733</u>	<u>7,671,830</u>	<u>8,683,355</u>	<u>9,781,785</u>
Total General Fund	<u>7,938,265</u>	<u>9,435,435</u>	<u>9,915,306</u>	<u>10,983,332</u>	<u>11,681,497</u>
CAPITAL PROJECTS FUND					
Reserved for Encumbrances	4,080,565	1,238,442	1,074,476	801,982	1,164,191
Reserved for Long-Term Loan - Airport	23,176	23,176	23,176	23,176	23,176
Unreserved	<u>178,595</u>	<u>(1,624,815)</u>	<u>(2,213,186)</u>	<u>(2,454,931)</u>	<u>(3,240,599)</u>
Total Capital Projects Fund	<u>4,282,336</u>	<u>(363,197)</u>	<u>(1,115,534)</u>	<u>(1,629,773)</u>	<u>(2,053,232)</u>
GENERAL BOND RETIREMENT FUND					
Reserved for Encumbrances	10,135	9,786	9,579	9,466	9,466
Reserved for Debt Service	264,877	113,013	250,707	361,950	401,984
Reserved for Long-Term Loan - Airport	<u>2,367,617</u>	<u>2,521,572</u>	<u>2,675,465</u>	<u>2,828,962</u>	<u>2,986,722</u>
Total General Bond Retirement Fund	<u>2,642,629</u>	<u>2,644,371</u>	<u>2,935,751</u>	<u>3,200,378</u>	<u>3,398,172</u>
ALL OTHER GOVERNMENTAL FUNDS					
Reserved for Encumbrances	165,289	346,559	269,305	420,940	232,134
Reserved for Inventory	91,556	89,761	96,601	53,969	99,698
Reserved for Debt Service	501,839	407,111	309,313	314,284	318,555
Unreserved, Reported in Non-major:					
Special Revenue Funds	2,782,400	2,149,819	3,009,947	2,923,745	3,162,378
Permanent Funds	<u>177,502</u>	<u>185,650</u>	<u>194,057</u>	<u>204,772</u>	<u>213,032</u>
Total All Other Governmental Funds	<u>3,718,586</u>	<u>3,178,900</u>	<u>3,879,223</u>	<u>3,917,710</u>	<u>4,025,797</u>
 Total Governmental Funds	 <u>\$ 18,581,816</u>	 <u>\$ 14,895,509</u>	 <u>\$ 15,614,746</u>	 <u>\$ 16,471,647</u>	 <u>\$ 17,052,234</u>

Note: The City implemented GASB 54 in 2010.



CITY OF WILLOUGHBY, OHIO
CHANGES IN FUND BALANCES OF GOVERNMENTAL FUNDS
LAST TEN YEARS
(Modified Accrual Basis of Accounting)

	2004	2005	2006	2007	2008	2009	2010	2011	2012	2013
REVENUES:										
Municipal Income Taxes	\$ 12,397,156	\$ 13,785,433	\$ 14,492,846	\$ 15,409,976	\$ 15,483,415	\$ 14,434,185	\$ 14,635,589	\$ 15,125,338	\$ 16,115,830	\$ 17,014,038
Property and Other Local Taxes	3,731,758	3,765,454	3,758,121	5,006,504	4,514,963	4,490,013	4,353,307	4,449,742	4,483,935	4,139,550
Intergovernmental	3,746,018	4,628,339	4,970,308	4,909,115	5,816,651	5,609,863	5,205,655	6,402,454	3,911,392	3,763,916
Charges for Services	1,247,253	1,494,868	1,501,349	1,419,620	1,453,966	1,663,000	1,594,327	1,665,892	1,685,770	1,687,575
Special Assessments	749,889	804,264	795,111	626,565	653,084	655,811	656,448	644,076	651,217	654,416
Fines and Forfeitures	2,206,786	2,093,376	2,413,687	2,479,794	2,392,415	2,610,283	2,601,731	2,398,512	2,461,843	2,612,863
Licenses & Permits	256,505	295,003	290,084	265,348	259,563	242,715	230,587	235,241	249,476	252,721
Interest Income	342,562	613,964	868,133	990,190	733,253	433,778	236,115	194,153	124,318	166,562
Miscellaneous	31,540	41,099	53,097	8,304	15,174	4,577	31,463	259,277	23,005	2,669
Total Revenues	24,709,467	27,521,800	29,142,736	31,115,416	31,322,484	30,144,225	29,545,222	31,374,685	29,706,786	30,294,310
EXPENDITURES:										
General Government	5,797,111	6,266,850	6,553,602	6,673,545	7,120,266	7,036,369	7,122,688	7,088,810	6,445,748	6,782,463
Security of Persons and Property	11,364,567	11,823,182	11,914,013	12,543,192	13,075,937	13,402,548	13,529,358	13,810,804	14,120,745	14,189,824
Public Health and Welfare	360,094	365,795	401,034	452,928	470,008	470,782	484,620	478,626	390,500	392,920
Community Environment	842,565	864,530	960,689	1,004,475	963,604	969,309	924,697	904,169	820,394	879,567
Leisure Time Activities	1,630,472	1,753,660	1,686,071	1,782,007	1,932,142	1,877,192	1,900,596	1,766,657	1,806,323	1,764,362
Transportation	1,521,732	1,671,763	1,377,708	1,651,544	1,897,053	1,768,755	1,739,192	1,478,892	1,236,377	1,432,221
Basic Utility Services	1,225,040	1,044,993	1,079,277	1,097,610	1,229,993	1,278,807	1,249,364	1,283,005	718,336	137,709
Capital Outlay	3,357,513	5,468,114	3,214,120	3,195,284	2,284,020	3,035,356	4,838,874	1,902,397	2,637,979	2,324,908
Debt Service:										
Principal	792,787	1,052,787	1,082,786	867,787	822,786	842,787	867,169	928,404	582,784	1,041,234
Interest	921,710	939,959	883,072	879,325	819,742	734,873	625,591	494,331	303,736	453,434
Bond Issuance Costs	0	0	0	0	0	0	111,425	0	229,294	0
Total Expenditures	27,813,591	31,251,633	29,152,372	30,147,697	30,615,551	31,416,778	33,393,574	30,136,095	29,292,216	29,398,642
Excess of Revenues Over (Under) Expenditures	(3,104,124)	(3,729,833)	(9,636)	967,719	706,933	(1,272,553)	(3,848,352)	1,238,590	414,570	895,668
OTHER FINANCING SOURCES (USES)										
Transfers In	2,282,225	3,187,377	3,052,750	2,229,479	2,643,521	3,021,404	2,309,060	3,525,000	3,005,923	3,750,000
Transfers Out	(2,284,480)	(3,187,377)	(2,352,608)	(2,297,479)	(2,938,521)	(3,083,568)	(2,454,060)	(3,600,000)	(4,720,610)	(3,750,000)
General Obligation Refunding Bonds Issued	0	0	0	0	0	0	5,235,000	0	9,510,000	0
General Obligation Refunding Bonds Premium	0	0	0	0	0	0	41,600	0	354,353	0
Payment to Refunded Bond Escrow Agent	0	0	0	0	0	0	(5,135,556)	0	(4,594,158)	0
Sale of Capital Assets	195,544	30,798	23,972	5,093	108,639	16,570	41,000	390	96,260	59,020
Total Other Financing Sources (Uses)	193,289	30,798	724,114	(62,907)	(186,361)	(45,594)	37,044	(74,610)	3,651,768	59,020
Net Change in Fund Balances	\$ (2,910,835)	\$ (3,699,035)	\$ 714,478	\$ 904,812	\$ 520,572	\$ (1,318,147)	\$ (3,811,308)	\$ 1,163,980	\$ 4,066,338	\$ 954,688
Debt Service as a Percentage of Noncapital Expenditures	7.01%	7.73%	7.58%	6.48%	5.80%	5.56%	5.23%	5.04%	3.33%	5.52%



CITY OF WILLOUGHBY, OHIO
GENERAL GOVERNMENTAL TAX REVENUES BY SOURCE
LAST TEN YEARS
(Modified Accrual Basis of Accounting)

Year	Municipal Income Taxes	Property & Other Local Taxes	Total
2004	\$12,397,156	\$3,731,758	\$16,128,914
2005	\$13,785,433	\$3,765,454	\$17,550,887
2006	\$14,492,846	\$3,758,121	\$18,250,967
2007	\$15,409,976	\$5,006,504	\$20,416,480
2008	\$15,483,415	\$4,514,963	\$19,998,378
2009	\$14,434,185	\$4,490,013	\$18,924,198
2010	\$14,635,589	\$4,353,307	\$18,988,896
2011	\$15,125,338	\$4,449,742	\$19,575,080
2012	\$16,115,830	\$4,483,935	\$20,599,765
2013	\$17,014,038	\$4,139,550	\$21,153,588

CITY OF WILLOUGHBY, OHIO
INCOME TAX REVENUE BASE AND COLLECTIONS
LAST TEN YEARS (Cash Basis)

Tax Year	Total Tax Collected	Tax from Withholding	Tax from Net Profit	Tax from Individuals	Tax -Other	Tax Rate
2004	\$13,557,840	\$10,887,838	\$1,283,889	\$1,269,308	\$116,805	2.00%
2005	\$14,329,971	\$11,169,549	\$1,687,379	\$1,290,238	\$182,806	2.00%
2006	\$14,655,158	\$11,338,641	\$1,783,693	\$1,371,068	\$161,756	2.00%
2007	\$15,920,284	\$11,861,141	\$2,384,348	\$1,523,109	\$151,686	2.00%
2008	\$15,756,553	\$11,751,548	\$2,342,508	\$1,476,486	\$186,011	2.00%
2009	\$14,776,593	\$11,511,699	\$1,807,130	\$1,312,980	\$144,784	2.00%
2010	\$14,319,919	\$11,285,595	\$1,522,976	\$1,331,516	\$179,832	2.00%
2011	\$15,002,181	\$11,546,649	\$1,920,198	\$1,330,095	\$205,239	2.00%
2012	\$15,867,629	\$12,058,152	\$2,311,907	\$1,321,524	\$176,046	2.00%
2013	\$17,295,394	\$12,425,332	\$3,245,672	\$1,438,824	\$185,566	2.00%

Source: 2008-2013 Regional Income Tax Agency, Central Collection Agency Prior to 2008

The City levies a 2.00% income tax on substantially all income earned within the City. Additional increases in the income tax rate require voter approval. City residents pay City income tax on income earned outside the City, however, credit is allowed for income taxes paid to other municipalities. Council could vote to reduce the credit by 50%. Employers within the City withhold income tax on employee compensation and remit to the Regional Income Tax Agency.

CITY OF WILLOUGHBY, OHIO
TOP TEN INCOME TAX WITHHOLDERS
AND TOP FIFTY WITHHOLDERS BY CLASSIFICATION
CURRENT YEAR AND NINE YEARS AGO

2013		2004	
Rank	Name	Rank	Name
1	Lake Health (Lake Hospital System)	1	Lake Hospital System
2	Willoughby-Eastlake City Schools	2	Willoughby-Eastlake City Schools
3	City of Willoughby	3	General Electric
4	Ohio Presbyterian - Breckenridge	4	City of Willoughby
5	Horizon Mental Health Management	5	University Hospital Health System
6	Marous Brothers Construction	6	Swagelok Semiconductor Serv Co
7	Bescast Inc	7	Ohio Presbyterian Ret Srv
8	Momentive Performance/GE Lighting	8	C T Consultants
9	Marsh Berry & Company Inc	9	Fluid Line Products Inc
10	Fluid Line Products Inc	10	Metal Seal & Products Inc

Classification	2013	2004
Government	\$ 918,282	\$ 852,898
Commercial, Mfg. & Other	\$ 5,162,340	\$ 4,620,356
	\$ 6,080,622	\$ 5,473,254

Source: 2013 Regional Income Tax Agency, Central Collection Agency prior to 2008

Due to legal restrictions and confidentiality requirements, the City cannot disclose the amount of withholdings by taxpayer.

CITY OF WILLOUGHBY, OHIO
ASSESSED VALUE AND ESTIMATED ACTUAL VALUE OF TAXABLE PROPERTY
LAST TEN YEARS

Tax Year/ Collection Year	Assessed Value				Total Taxable Assessed Value	Total Direct Tax Rate	Total Estimated Actual Taxable Value	Assessed Value as a Percentage of Actual Value
	Real Property	Other Real Estate & Public Utility Property	Tangible Personal Property	Less: Tax Exempt Real Property				
2003/2004	\$416,371,940	\$204,180,670	\$85,187,771	\$71,339,550	\$634,400,831	6.79	\$1,879,188,798	33.76%
2004/2005	\$421,052,440	\$214,045,810	\$89,138,482	\$70,535,520	\$653,701,212	6.68	\$1,939,600,267	33.70%
2005/2006	\$427,059,970	\$216,085,720	\$68,290,311	\$70,535,520	\$640,900,481	6.58	\$1,880,847,500	34.08%
2006/2007	\$472,614,400	\$231,761,770	\$47,091,463	\$68,324,350	\$683,143,283	8.56	\$2,042,618,094	33.44%
2007/2008	\$480,905,550	\$228,888,060	\$31,602,915	\$65,059,180	\$676,337,345	8.54	\$2,041,574,056	33.13%
2008/2009	\$491,962,870	\$233,402,350	\$1,307,867	\$64,153,050	\$662,520,037	8.54	\$1,854,875,103	35.72%
2009/2010	\$434,590,450	\$236,954,880	\$653,933	\$44,340,540	\$627,858,723	8.58	\$1,745,553,694	35.97%
2010/2011	\$439,810,910	\$258,856,460	\$0	\$45,615,920	\$653,051,450	8.55	\$1,800,437,623	36.27%
2011/2012	\$443,433,660	\$257,373,260	\$0	\$45,615,920	\$655,191,000	8.53	\$1,805,144,796	36.30%
2012/2013	\$413,212,990	\$215,650,450	\$0	\$58,743,170	\$570,120,270	8.53	\$1,603,118,813	35.56%

Source: (1) Lake County Auditor Schedule A to Certificate of Official Estimate of Revenues.

The current assessed valuation is computed at approximately the following percentages of estimated true value: real property - 35%, public utilities - 100%, and tangible personal property - 0%

CITY OF WILLOUGHBY, OHIO
PROPERTY TAX RATES
DIRECT AND OVERLAPPING GOVERNMENTS
(PER \$1,000 OF ASSESSED VALUATION)
LAST TEN YEARS

Tax Year/ Collection Year	City of Willoughby Direct Rates							Overlapping Rates		Total Direct & Overlapping Rates
	General Fund	Debt Service Fund	Police Pension Fund	Fire Pension Fund	Recreation Fund	Road & Bridge Fund	Total City Millage	Lake County	Willoughby/ Eastlake, Kirtland School Districts	
2003/2004	3.50	2.19	0.30	0.30	0.50		6.79	15.70	48.69 (1)	71.18
2004/2005	3.50	2.08	0.30	0.30	0.50		6.68	15.70	51.07 (1)	73.45
2005/2006	3.05	2.43	0.30	0.30	0.50		6.58	15.70	50.70 (1)	72.98
2006/2007	3.48	1.98	0.30	0.30	0.50	2.00	8.56	15.70	49.82 (1)	74.08
2007/2008	3.49	1.95	0.30	0.30	0.50	2.00	8.54	15.80	49.94 (1)	74.28
2008/2009	3.49	1.95	0.30	0.30	0.50	2.00	8.54	15.80	50.05 (1)	74.39
2009/2010	3.79	1.69	0.30	0.30	0.50	2.00	8.58	15.80	55.11 (1)	79.49
2010/2011	3.80	1.65	0.30	0.30	0.50	2.00	8.55	15.80	54.85 (1)	79.20
2011/2012	3.80	1.63	0.30	0.30	0.50	2.00	8.53	15.80	55.32 (1)	79.65
2012-2013	3.80	1.63	0.30	0.30	0.50	2.00	8.53	15.30	62.82 (1)	86.65

(1) Includes 2.30 mill continuous Library District Levy to cover Willoughby/Eastlake School District and distributed directly to the library.

Source: Lake County Auditor's Office

CITY OF WILLOUGHBY, OHIO
PROPERTY TAX LEVIES & COLLECTIONS
REAL & PUBLIC UTILITY PROPERTY ONLY
LAST TEN YEARS
(UNAUDITED)

Tax Year/ Collection Year	Net Tax Levy	Current Collections	Percentage of Current Collection to Net Levy	Delinquent Collections	Total Collections	Percentage of Total Collections to Net Levy
2003/2004	\$2,240,564	\$2,184,322	97.5%	\$50,360	\$2,234,682	99.7%
2004/2005	\$2,255,994	\$2,184,310	96.8%	\$58,281	\$2,242,591	99.4%
2005/2006	\$2,339,615	\$2,270,168	97.0%	\$63,732	\$2,333,900	99.8%
2006/2007	\$3,572,756	\$3,491,172	97.7%	\$82,552	\$3,573,724	100.0%
2007/2008	\$3,577,702	\$3,410,633	95.3%	\$79,475	\$3,490,108	97.6%
2008/2009	\$3,620,455	\$3,506,106	96.8%	\$143,322	\$3,649,428	100.0%
2009/2010	\$3,551,848	\$3,428,928	96.5%	\$102,650	\$3,531,578	99.4%
2010-2011	\$3,697,109	\$3,476,472	94.0%	\$98,730	\$3,575,202	96.7%
2011-2012	\$3,985,820	\$3,872,582	97.2%	\$86,218	\$3,958,800	99.3%
2012-2013	\$3,640,773	\$3,544,071	97.3%	\$100,345	\$3,644,416	100.0%

Source: Lake County Auditor's Office

Note: The County does not provide delinquency information by tax year.

CITY OF WILLOUGHBY, OHIO
RATIOS OF OUTSTANDING DEBT BY TYPE
LAST TEN YEARS

Year	GOVERNMENTAL ACTIVITIES				BUSINESS-TYPE ACTIVITIES			Total Primary Government	Total Personal Income	Percentage of Personal Income (1)	Per Capita (1)
	General Obligation Bonds	Special Assessment Bonds	OWDA & OPWC	Bond Anticipation Notes	Enterprise Bonds w/G.O. Commitment	OWDA & OPWC	Bond Anticipation Notes				
2004	\$15,457,842	\$579,575	\$21,310	\$4,650,000	\$4,187,581	\$5,997,457	\$0	\$30,893,765	\$535,054,513	5.77%	\$1,366
2005	\$14,548,577	\$437,287	\$20,076	\$4,950,000	\$4,241,386	\$5,196,758	\$0	\$29,394,084	\$535,054,513	5.49%	\$1,299
2006	\$13,609,312	\$295,000	\$18,842	\$5,060,000	\$3,851,926	\$4,330,082	\$0	\$27,165,162	\$535,054,513	5.08%	\$1,201
2007	\$12,762,760	\$275,000	\$17,607	\$5,000,000	\$3,450,662	\$4,724,594	\$1,350,000	\$27,580,623	\$535,054,513	5.15%	\$1,219
2008	\$11,966,207	\$250,000	\$16,374	\$5,200,000	\$3,031,117	\$6,247,768	\$1,610,000	\$28,321,466	\$535,054,513	5.29%	\$1,252
2009	\$11,149,654	\$225,000	\$15,140	\$8,856,000	\$2,599,534	\$6,215,292	\$3,294,000	\$32,354,620	\$535,054,513	6.05%	\$1,430
2010	\$10,308,102	\$200,000	\$14,523	\$8,916,183	\$2,356,898	\$6,502,612	\$3,383,817	\$31,682,135	\$673,584,732	4.70%	\$1,423
2011	\$9,411,550	\$170,000	\$12,673	\$8,693,000	\$2,148,450	\$6,702,774	\$3,437,000	\$30,575,447	\$673,584,732	4.54%	\$1,373
2012	\$13,875,000	\$140,000	\$11,439	\$5,625,000	\$3,755,000	\$7,269,426	\$0	\$30,675,865	\$673,584,732	4.55%	\$1,378
2013	\$12,870,000	\$105,000	\$10,205	\$5,625,000	\$3,510,000	\$6,792,946	\$0	\$28,913,151	\$673,584,732	4.29%	\$1,298

Note: Details regarding the City's outstanding debt can be found in the notes to the financial statements

(1) See the schedule of Demographic and Economic Statistics on page S19 for personal income and population data.

CITY OF WILLOUGHBY, OHIO
RATIOS OF GENERAL BONDED DEBT OUTSTANDING
LAST TEN YEARS
(Accrual Basis of Accounting)

Year	General Obligation Bonds(1)	Less: Amount of Assets Restricted for Repayment of Debt	Total	Percent of Estimated Actual Taxable Value of Property (2)	Per Capita (3)
2004	\$16,142,842	\$2,680,425	\$13,462,417	0.72%	\$595
2005	\$15,108,577	\$2,778,002	\$12,330,575	0.64%	\$545
2006	\$14,039,312	\$3,034,403	\$11,004,909	0.59%	\$486
2007	\$13,057,760	\$3,273,982	\$9,783,778	0.48%	\$433
2008	\$12,116,206	\$3,484,231	\$8,631,975	0.42%	\$382
2009	\$11,149,654	\$3,738,873	\$7,410,781	0.40%	\$328
2010	\$10,308,102	\$3,860,372	\$6,447,730	0.37%	\$290
2011	\$9,411,550	\$4,008,473	\$5,403,077	0.30%	\$243
2012	\$13,875,000	\$4,656,671	\$9,218,329	0.51%	\$414
2013	\$12,870,000	\$4,386,078	\$8,483,922	0.53%	\$381

Note: Details regarding the City's outstanding debt can be found in the notes to the basic financial statements.

- (1) All bonded debt of the City of Willoughby is backed by the full faith and credit of the City. However, those issues that have been in the past and are currently supported by business-type activities or issued by outside agencies are not included in G O Bonds.
- (2) See the schedule of Assessed Value and Estimated Actual Value of Taxable Property on page S11 for property value data.
- (3) Population data can be found in the schedule of Demographic and Economic Statistics on page S19.

CITY OF WILLOUGHBY, OHIO
DIRECT AND OVERLAPPING GENERAL OBLIGATION BONDED DEBT
DECEMBER 31, 2013
(UNAUDITED)

<u>Jurisdiction</u>	<u>Assessed Valuation (1)</u>	<u>General Obligation Debt Outstanding (1)</u>	<u>Percent Overlapping (3)</u>	<u>Amount Applicable to City of Willoughby</u>
Direct:				
City of Willoughby	\$ 570,120,670			
General Obligation Bonds		\$ 12,870,000	100.00%	\$ 12,870,000
G.O. Bond Anticipation Note		<u>\$ 5,625,000</u>	100.00%	<u>\$ 5,625,000</u>
Total Direct Debt		<u>\$ 18,495,000</u>		<u>\$ 18,495,000</u>
Overlapping:				
Willoughby-Eastlake City Schools	\$ 1,544,287,680	\$ 8,080,000	37.62%	\$ 3,039,696
Kirtland Local School District	\$ 314,038,120	\$ 13,845,041	4.14%	\$ 573,185
Auburn Joint Vocational S.D.(2)	\$ 2,298,576,940	\$ 5,240,000	0.31%	\$ 16,244
Lake County	\$ 5,726,757,170	<u>\$ 13,430,000</u>	9.96%	<u>\$ 1,337,628</u>
Total Overlapping		<u>\$ 40,595,041</u>		<u>\$ 4,966,753</u>
Total Direct and Overlapping Debt		<u>\$ 59,090,041</u>		<u>\$ 23,461,753</u>

Sources: (1) Lake County Auditor's Office and School districts- general obligation debt .
(2) From County Auditor includes Lake and Geauga County.
(3) Percentages are determined by dividing each overlapping government located within the boundaries of the City by the total assessed valuation of the government. The valuations were for the 2013 collection year.

CITY OF WILLOUGHBY, OHIO
LEGAL DEBT MARGIN INFORMATION
LAST TEN YEARS

	2004	2005	2006	2007	2008	2009	2010	2011	2012	2013
Overall Debt Limitation - 10.5% of Assessed Valuation	\$ 66,612,087	\$ 68,638,627	\$ 67,294,551	\$ 71,730,045	\$ 71,015,421	\$ 69,564,604	\$ 65,925,166	\$ 68,570,402	\$ 68,795,055	\$ 59,862,628
Gross Indebtedness	30,893,765	29,394,084	27,165,163	27,580,623	28,321,465	32,354,620	\$ 31,682,135	\$ 30,575,447	\$ 30,675,865	\$ 28,913,151
Less:										
OWDA	(5,607,043)	(4,830,653)	(3,988,288)	(4,303,686)	(5,839,487)	(5,837,076)	(6,096,887)	(6,261,465)	(6,664,417)	(6,222,611)
OPWC	(411,724)	(386,181)	(360,637)	(438,515)	(424,655)	(393,356)	(420,248)	(453,982)	(616,448)	(580,540)
Special Assessment Bond & BAN	(5,229,575)	(5,387,287)	(5,355,000)	(6,625,000)	(7,060,000)	(12,375,000)	(12,500,000)	(12,300,000)	(5,765,000)	(5,730,000)
Airport Debt									(155,000)	(150,000)
Sewer Debt	(547,581)	(841,386)	(696,926)	(550,662)	(401,117)	(249,534)	(136,898)	(68,450)	(1,600,000)	(1,535,000)
Golf Debt	(2,955,000)	(2,840,000)	(2,725,000)	(2,605,000)	(2,480,000)	(2,350,000)	(2,220,000)	(2,080,000)	(2,000,000)	(1,825,000)
	<u>(14,750,923)</u>	<u>(14,285,507)</u>	<u>(13,125,851)</u>	<u>(14,522,863)</u>	<u>(16,205,259)</u>	<u>(21,204,966)</u>	<u>(21,374,033)</u>	<u>(21,163,897)</u>	<u>(16,800,865)</u>	<u>(16,043,151)</u>
Net Debt Within 10.5% Limitations	16,142,842	15,108,577	14,039,312	13,057,760	12,116,206	11,149,654	10,308,102	9,411,550	13,875,000	12,870,000
Legal Debt Margin Within 10.5% Limitation*	<u>\$ 50,469,245</u>	<u>\$ 53,530,050</u>	<u>\$ 53,255,239</u>	<u>\$ 58,672,285</u>	<u>\$ 58,899,215</u>	<u>\$ 58,414,950</u>	<u>\$ 55,617,064</u>	<u>\$ 59,158,852</u>	<u>\$ 54,920,055</u>	<u>\$ 46,992,628</u>
Total Net Debt Applicable to the 10.5% Limit as a Percentage of the Debt Limit	24.23%	22.01%	20.86%	18.20%	17.06%	16.03%	15.64%	13.73%	20.17%	21.50%
Unvoted Debt Limitation - 5.5% of Assessed Valuation	\$ 34,892,046	\$ 35,953,567	\$ 35,249,526	\$ 37,572,881	\$ 37,198,554	\$ 36,438,602	\$ 34,532,230	\$ 35,917,830	\$ 36,035,505	\$ 31,356,615
Net Debt Within 10.5% Limitations	16,142,842	15,108,577	14,039,312	13,057,760	12,116,206	11,149,654	10,308,102	9,411,550	13,875,000	12,870,000
Less Debt Outside Limitations (Voted)	<u>(5,480,000)</u>	<u>(5,240,000)</u>	<u>(4,995,000)</u>	<u>(4,740,000)</u>	<u>(4,555,000)</u>	<u>(4,360,000)</u>	<u>(4,160,000)</u>	<u>(3,930,000)</u>	<u>(3,670,000)</u>	<u>(3,410,000)</u>
Debt Within 5.5% Limitations	<u>10,662,842</u>	<u>9,868,577</u>	<u>9,044,312</u>	<u>8,317,760</u>	<u>7,561,206</u>	<u>6,789,654</u>	<u>6,148,102</u>	<u>5,481,550</u>	<u>10,205,000</u>	<u>9,460,000</u>
Legal Debt Margin Within 5.5% Limitation*	<u>\$ 24,229,204</u>	<u>\$ 26,084,990</u>	<u>\$ 26,205,214</u>	<u>\$ 29,255,121</u>	<u>\$ 29,637,348</u>	<u>\$ 29,648,948</u>	<u>\$ 28,384,128</u>	<u>\$ 30,436,280</u>	<u>\$ 25,830,505</u>	<u>\$ 21,896,615</u>
Total Debt Applicable to the 5.5% Limit as a Percentage of the Debt Limit	30.56%	27.45%	25.66%	22.14%	20.33%	18.63%	17.80%	15.26%	28.32%	30.17%

LEGAL DEBT MARGIN CALCULATION FOR 2013

Assessed Valuation	\$ 570,120,270
Overall Debt Limitation -(10.5% of Assessed Valuation)	\$ 59,862,628
Gross Indebtedness	28,913,151
Less :	
OWDA/OPWC	(6,803,151)
Special Assessment Bond & BAN	(5,730,000)
Airport Debt	(150,000)
Sewer Debt	(1,535,000)
Recreation- Golf Debt	<u>(1,825,000)</u>
Net Debt Within 10.5% Limitations-General Obligation Bonds	<u>12,870,000</u>
Legal Debt Margin Within 10.5% Limitation*	<u>\$ 46,992,628</u>
Unvoted Debt Limitation -(5.5% of Assessed Valuation)	\$ 31,356,615
Gross Indebtedness Authorized by Council	12,870,000
Less Debt Outside Limitations- Voted	<u>(3,410,000)</u>
Debt Within 5.5% Limitations	<u>9,460,000</u>
Legal Debt Margin Within 5.5% Limitation*	<u>\$ 21,896,615</u>

* Calculated without regard to balance in Debt Service funds.

CITY OF WILLOUGHBY, OHIO
PLEGDED-REVENUE COVERAGE
LAST TEN YEARS

SPECIAL ASSESSMENT BONDS

<u>YEAR</u>	<u>SPECIAL ASSESSMENT COLLECTIONS</u>	<u>DEBT SERVICE</u>		<u>COVERAGE</u>
		<u>PRINCIPAL</u>	<u>INTEREST</u>	
2004	\$204,149	\$142,288	\$48,261	1.07
2005	\$191,240	\$142,288	\$37,946	1.06
2006	\$177,310	\$142,288	\$27,612	1.04
2007	\$43,612	\$20,000	\$17,257	1.17
2008	\$47,068	\$25,000	\$16,088	1.15
2009	\$42,793	\$25,000	\$14,625	1.08
2010	\$44,159	\$25,000	\$13,163	1.16
2011	\$41,216	\$30,000	\$11,700	0.99
2012	\$43,809	\$30,000	\$9,945	1.10
2013	\$44,206	\$35,000	\$8,190	1.02

Note: Details regarding the City's outstanding debt can be found in the notes to the financial statements

CITY OF WILLOUGHBY, OHIO
DEMOGRAPHIC AND ECONOMIC STATISTICS
LAST TEN YEARS

Year	Total Population (1)	Total Personal Income (2)	Per Capita Personal Income (1)	Median Household Income (1)	Median Age (1)	Education Attainment: Bachelor's Degree or Higher (1)	School Enrollment (4)	Unemployment Rate (3)	Population in Group Quarters (1)	Total Dwelling Units (1)	Occupied Dwelling Units (1)	Persons Per/Owner Households	Owner Occupied Housing Units (%)	Occupied County Population (1)
2004	22,621	\$535,054,513	\$23,653	\$43,387	39.1	23.8%	3,471	5.4%	351	10,700	10,265	2.40	59.8	227,511
2005	22,621	\$535,054,513	\$23,653	\$43,387	39.1	23.8%	3,563	5.1%	351	10,700	10,265	2.40	59.8	227,511
2006	22,621	\$535,054,513	\$23,653	\$43,387	39.1	23.8%	3,734	5.4%	351	10,700	10,265	2.40	59.8	227,511
2007	22,621	\$535,054,513	\$23,653	\$43,387	39.1	23.8%	3,848	5.7%	351	10,700	10,265	2.40	59.8	227,511
2008	22,621	\$535,054,513	\$23,653	\$43,387	39.1	23.8%	3,853	6.8%	351	10,700	10,265	2.40	59.8	227,511
2009	22,621	\$535,054,513	\$23,653	\$43,387	39.1	23.8%	3,968	8.6%	351	10,700	10,265	2.40	59.8	227,511
2010	22,268	\$673,584,732	\$30,249	\$50,611	43.6	28.3%	3,686	7.9%	200	11,387	10,413	2.30	61.1	230,041
2011	22,268	\$673,584,732	\$30,249	\$50,611	43.6	28.3%	3,686	7.0%	200	11,387	10,413	2.30	61.1	230,041
2012	22,268	\$673,584,732	\$30,249	\$50,611	43.6	28.3%	3,621	6.8%	200	11,387	10,413	2.30	61.1	230,041
2013	22,268	\$673,584,732	\$30,249	\$50,611	43.6	28.3%	3,570	6.7%	200	11,387	10,413	2.30	61.1	230,041

(1) Source: U.S. Bureau of the Census 2000, 2010

(2) Source: Computation of per capita personal income multiplied by population

(3) Source: Ohio Bureau of Employment Statistics for 2006 and prior, 2007 to 2013 U.S Bureau of Labor Statistics

(4) Source: Willoughby-Eastlake Board of Administration

CITY OF WILLOUGHBY, OHIO
PRINCIPAL EMPLOYERS
CURRENT YEAR AND NINE YEARS AGO

Employer	2013			2004		
	Employees(1)	Rank	Percentage of Total City Employment(2)	Employees(3)	Rank	Percentage of Total City Employment
Lake Health (Lake West)	975	1	6.78%	669	1	N/A
Willoughby-Eastlake City Schools	602	2	4.19%	458	2	N/A
Ohio Presbyterian -Breckenridge	450	3	3.13%	415	3	N/A
Marous Bros. Construction	400	4	2.78%	230	6	N/A
The K&D Group Inc	350	5	2.44%			
Windsor-Laurelwood Hospital	300	6	2.09%			
City of Willoughby	217	7	1.51%	240	5	N/A
HCR Manor Care	212	8	1.48%			
Deepwood Sheltered Industries	205	9	1.43%	200	8	N/A
Bescast	200	10	1.39%	230	6	N/A
Signature Health	200	10	1.39%			
Momentive Performance/G E Lighting				300	4	N/A
Lake Business Products				180	9	N/A
Metal Seal & Products				150	10	N/A
Total	<u>4,111</u>			<u>3,072</u>		
Citywide (2)			<u>14,370</u>			

Source:

- (1) Based on City records, Community Development
- (2) City -Community Development department estimate
- (3) Based on City records, Crain's Cleveland Business

CITY OF WILLOUGHBY, OHIO
FULL-TIME CITY EMPLOYEES BY FUNCTION/PROGRAM
LAST TEN YEARS

FULL-TIME EMPLOYEES AS OF DECEMBER 31

<u>FUNCTION/PROGRAM</u>	<u>2004</u>	<u>2005</u>	<u>2006</u>	<u>2007</u>	<u>2008</u>	<u>2009</u>	<u>2010</u>	<u>2011</u>	<u>2012</u>	<u>2013</u>
<u>Governmental</u>										
General Government										
Council	8	8	8	8	8	8	8	7	7	7
Mayor	2	2	2	2	2	2	2	1	1	1
Law	3	3	3	3	3	3	3	2	2	2
Personnel	1	1	1	1	1	1	1	1	1	1
Court	26	26	26	27	26	27	26	24	25	25
Building & Grounds	8	8	7	7	7	7	7	7	7	7
Finance	9	9	9	9	9	9	9	9	9	9
Service	6	6	6	5	5	5	4	4	4	4
Vehicle Maintenance	5	5	5	5	5	5	4	3	3	3
Security of Persons and Property										
Police	60	60	59	59	59	59	59	58	57	57
Fire	42	41	40	41	41	41	41	41	41	41
Public Health and Welfare										
Cemetery	2	2	3	3	3	3	3	2	2	2
Community Environment										
Building	8	8	8	8	8	8	8	7	7	7
Community Development	2	2	2	2	2	2	2	2	2	2
Leisure Time Activities										
Parks	5	5	5	5	5	5	5	4	4	4
Recreation	7	7	7	7	7	7	7	7	7	7
Transportation										
Street	13	12	12	12	12	11	9	8	7	8
Traffic	2	2	2	2	2	2	2	2	2	2
Total Governmental	<u>209</u>	<u>207</u>	<u>205</u>	<u>206</u>	<u>205</u>	<u>205</u>	<u>200</u>	<u>189</u>	<u>188</u>	<u>189</u>
<u>Business-Type</u>										
Sewer										
Sewer	7	7	7	7	7	7	7	7	7	7
WPCC	23	22	21	22	22	21	22	19	18	18
Airport	1	1	1	1	1	1	1	1	1	0
Golf Course	<u>3</u>	<u>3</u>	<u>3</u>	<u>3</u>	<u>3</u>	<u>3</u>	<u>3</u>	<u>3</u>	<u>3</u>	<u>3</u>
Total Business-Type	<u>34</u>	<u>33</u>	<u>32</u>	<u>33</u>	<u>33</u>	<u>32</u>	<u>33</u>	<u>30</u>	<u>29</u>	<u>28</u>
Totals	<u>243</u>	<u>240</u>	<u>237</u>	<u>239</u>	<u>238</u>	<u>237</u>	<u>233</u>	<u>219</u>	<u>217</u>	<u>217</u>

Source: City of Willoughby Finance Dept.

CITY OF WILLOUGHBY, OHIO
OPERATING INDICATORS BY FUNCTION/PROGRAM
LAST TEN YEARS

<u>OPERATING INDICATORS BY FUNCTION/PROGRAM</u>	<u>2004</u>	<u>2005</u>	<u>2006</u>	<u>2007</u>	<u>2008</u>	<u>2009</u>	<u>2010</u>	<u>2011</u>	<u>2012</u>	<u>2013</u>
<u>Governmental</u>										
General Government										
Council - Ordinances & Resolutions	159	190	177	155	165	152	164	157	132	139
Personnel - Civil Service Exams (taken)	139	156	137	30	34	126	288	46	240	11
Court - Number of cases	21,089	18,984	18,735	17,811	18,653	17,516	16,610	15,892	14,917	17,110
Finance										
Number of A/P checks processed	7,739	7,244	7,076	7,047	6,785	6,780	6,478	5,973	6,033	6,053
Number of purchase orders issued	856	837	945	963	980	963	903	899	869	899
Security of Persons and Property										
Police										
Total Arrests & other Citations	6,632	5,886	5,548	5,436	5,347	4,901	5,187	4,564	4,036	4,577
Parking Citations	1,696	1,552	1,554	1,567	1,637	2,068	2,686	2,590	2,412	2,346
Fire										
Total Number of Calls	4,375	4,526	4,543	4,555	4,643	4,522	4,744	4,915	4,855	4,915
Public Health and Welfare										
Cemetery (plots sold)	90	60	55	84	52	84	70	53	72	73
Community Environment										
Building										
Building Permits Issued	1,010	978	993	897	836	715	844	801	833	1,008
Inspections - Residential	3,490	3,438	5,150	4,340	3,417	2,888	3,569	2,807	2,613	2,674
- Industrial	994	1,260	1,113	606	853	669	785	591	700	564
Leisure Time Activities										
Parks - Bus Rides	5,378	5,616	8,746	7,343	8,780	8,736	8,624	discontinued		
- Program Participants	488	312	307	301	361	356	374	373	390	471
Pools - Attendance	53,860	71,466	66,868	68,544	70,656	63,634	69,323	65,126	73,130	62,318
Senior Center - Membership	1,133	1,095	1,316	1,346	1,200	1,253	1,271	1,289	1,318	1,518
- Attendance	22,481	24,948	26,329	27,503	27,523	29,581	29,698	34,260	30,322	29,689
<u>Business-Type</u>										
Sewer										
Sewer - Point of Sale Inspections	330	319	324	268	237	192	195	240	241	292
WPCC										
Flow Data MG (millions of gallons)	2,558	2,624	2,705	2,365	2,628	2,370	2,155	3,098	2,285	2,366
Golf Course										
Rounds of golf	41,842	44,930	39,623	38,698	33,853	35,536	33,514	33,525	41,363	36,031

Source: Various Willoughby Departments

CITY OF WILLOUGHBY, OHIO
CAPITAL ASSET STATISTICS BY FUNCTION/PROGRAM
LAST TEN YEARS

FUNCTION/PROGRAM	2004	2005	2006	2007	2008	2009	2010	2011	2012	2013
Governmental Capital Assets										
General Government										
Other Departmental Vehicles	40	40	42	43	43	43	45	44	45	40
City Hall Square Footage	25,884	25,884	25,884	25,884	25,884	25,884	25,884	25,884	25,884	25,884
Municipal Court Square Footage		30,950	30,950	30,950	30,950	30,950	30,950	30,950	30,950	30,950
Security of Persons and Property										
Police										
Number of Stations	1	1	1	1	1	1	1	1	1	1
Number of Vehicles	31	32	32	32	33	34	32	32	32	30
Square Footage of Building	28,924	28,924	28,924	28,924	28,924	28,924	28,924	28,924	28,924	28,924
Fire										
Number of Stations	2	2	2	2	2	2	2	2	2	2
Number of Vehicles	16	16	17	18	18	18	18	18	17	17
Square Footage of Buildings	37,878	37,878	37,878	37,878	37,878	37,878	37,878	37,878	37,878	37,878
Public Health and Welfare										
Cemetery										
Number of Cemeteries	2	2	2	2	2	2	2	2	2	2
Number of Acres	50	50	50	50	50	50	50	50	50	50
Number of Vehicles	2	2	2	2	2	2	2	2	2	2
Community Environment										
Building & Zoning										
Number of Vehicles	5	5	5	5	5	5	5	5	5	5
Leisure Time Activities										
Number of Parks	14	14	14	14	14	14	14	14	14	14
Parks Acreage	186	186	186	186	152	152	152	153	153	153
Number of Swimming Pools	2 large / 1sm	2 large / 1sm	2 large / 1sm	2 large / 1sm	2 large / 1sm	2 large / 1sm	2 large / 1sm	2 large / 1sm	2 large / 1sm	2 large / 1sm
Number of Ballfields	14	14	14	14	15	15	15	15	15	15
Recreation - Senior Center	1	1	1	1	1	1	1	1	1	1
Senior Center Square Footage	31,974	31,974	31,974	31,974	31,974	31,974	31,974	31,974	31,974	31,974
Number of Vehicles	13	13	13	14	15	15	15	14	13	12
Transportation										
Miles of Streets	89	89	89	89	89	89	89	92	92	94
Number of Street Lights	2,920	2,920	2,920	2,920	2,920	2,920	3,067	3,071	3,075	3,093
Number of Traffic Lights	354	354	354	354	354	354	354	354	354	354
Business-Type Capital Assets										
Sewers										
Miles of Sanitary Sewers	93	93	93	93	93	93	93	93	103	104
Miles of Storm Sewers	92	92	92	92	92	92	92	92	102	103
Airport										
Number of Runways	2	2	2	2	2	2	2	2	2	2
Golf Course										
Number of Holes	18	18	18	18	18	18	18	18	18	18
Number of Acres	141	141	141	141	141	141	141	141	141	141
Number of Vehicles	1	1	1	2	3	3	3	3	3	2

Sources: Various Willoughby Departments
Municipal Court completed 2005



The City of Willoughby™



THE CITY OF WILLOUGHBY, OHIO

HISTORY • FAMILY



FUN • PROGRESS

PRINTED ON RECYCLED PAPER





Dave Yost • Auditor of State

CITY OF WILLOUGHBY

LAKE COUNTY

CLERK'S CERTIFICATION

This is a true and correct copy of the report which is required to be filed in the Office of the Auditor of State pursuant to Section 117.26, Revised Code, and which is filed in Columbus, Ohio.

Susan Babbitt

CLERK OF THE BUREAU

**CERTIFIED
JUNE 3, 2014**