



Dave Yost • Auditor of State

**CITY OF CANFIELD
MAHONING COUNTY**

TABLE OF CONTENTS

TITLE	PAGE
Independent Auditor's Report	1
Management's Discussion and Analysis.....	3
Statement of Net Position	19
Statement of Activities.....	20
Balance Sheet - Governmental Funds.....	22
Reconciliation of Total Governmental Fund Balances to Net Position of Governmental Activities	23
Statement of Revenues, Expenditures and Changes in Fund Balances – Governmental Funds.....	24
Reconciliation of the Statement of Revenues, Expenditures and Changes in Fund Balances of Governmental Funds to the Statement of Activities.....	25
Statement of Revenues, Expenditures and Changes in Fund Balance – Budget and Actual (Non-GAAP Budgetary Basis) - General Fund	26
Statement of Revenues, Expenditures and Changes in Fund Balance – Budget and Actual (Non-GAAP Budgetary Basis) – Street Construction, Maintenance and Repair Fund	27
Statement of Net Position – Proprietary Funds	28
Statement of Revenues, Expenses and Changes in Net Position – Proprietary Funds.....	29
Statement of Cash Flows – Proprietary Funds	30
Statement of Fiduciary Net Position – Fiduciary Funds.....	31
Statement of Changes in Fiduciary Net Position – Fiduciary Funds	32
Notes to the Basic Financial Statements	33
Independent Auditor's Report on Internal Control Over Financial Reporting and on Compliance and Other Matters Required by <i>Government Auditing Standards</i>	65

This page intentionally left blank.



Dave Yost • Auditor of State

INDEPENDENT AUDITOR'S REPORT

City of Canfield
Mahoning County
104 Lisbon Street
Canfield, Ohio 44406

To the Members of Council:

Report on the Financial Statements

We have audited the accompanying financial statements of the governmental activities, the business-type activities, each major fund, and the aggregate remaining fund information of the City of Canfield, Mahoning County, Ohio (the City), as of and for the year ended December 31, 2012, and the related notes to the financial statements, which collectively comprise the City's basic financial statements as listed in the table of contents.

Management's Responsibility for the Financial Statements

Management is responsible for preparing and fairly presenting these financial statements in accordance with accounting principles generally accepted in the United States of America; this includes designing, implementing, and maintaining internal control relevant to preparing and fairly presenting financial statements that are free from material misstatement, whether due to fraud or error.

Auditor's Responsibility

Our responsibility is to opine on these financial statements based on our audit. We audited in accordance with auditing standards generally accepted in the United States of America and the financial audit standards in the Comptroller General of the United States' *Government Auditing Standards*. Those standards require us to plan and perform the audit to reasonably assure the financial statements are free from material misstatement.

An audit requires obtaining evidence about financial statement amounts and disclosures. The procedures selected depend on our judgment, including assessing the risks of material financial statement misstatement, whether due to fraud or error. In assessing those risks, we consider internal control relevant to the City's preparation and fair presentation of the financial statements in order to design audit procedures that are appropriate in the circumstances, but not to the extent needed to opine on the effectiveness of the City's internal control. Accordingly, we express no opinion. An audit also includes evaluating the appropriateness of management's accounting policies and the reasonableness of their significant accounting estimates, as well as our evaluation of the overall financial statement presentation.

We believe the audit evidence we obtained is sufficient and appropriate to support our audit opinions.

Opinion

In our opinion, the financial statements referred to above present fairly, in all material respects, the respective financial position of the governmental activities, the business-type activities, each major fund, and the aggregate remaining fund information of the City of Canfield, Mahoning County, Ohio, as of December 31, 2012, and the respective changes in financial position and, where applicable, cash flows thereof and the respective budgetary comparisons for the General and Street Construction, Maintenance and Repair funds for the year then ended in accordance with the accounting principles generally accepted in the United States of America.

Other Matters

Required Supplementary Information

Accounting principles generally accepted in the United States of America require this presentation to include *Management's discussion and analysis*, listed in the table of contents, to supplement the basic financial statements. Although this information is not part of the basic financial statements, the Governmental Accounting Standards Board considers it essential for placing the basic financial statements in an appropriate operational, economic, or historical context. We applied certain limited procedures to the required supplementary information in accordance with auditing standards generally accepted in the United States of America, consisting of inquiries of management about the methods of preparing the information and comparing the information for consistency with management's responses to our inquiries, to the basic financial statements, and other knowledge we obtained during our audit of the basic financial statements. We do not opine or provide any assurance on the information because the limited procedures do not provide us with sufficient evidence to opine or provide any other assurance.

Other Reporting Required by Government Auditing Standards

In accordance with *Government Auditing Standards*, we have also issued our report dated September 5, 2014, on our consideration of the City's internal control over financial reporting and our tests of its compliance with certain provisions of laws, regulations, contracts and grant agreements and other matters. That report describes the scope of our internal control testing over financial reporting and compliance, and the results of that testing, and does not opine on internal control over financial reporting or on compliance. That report is an integral part of an audit performed in accordance with *Government Auditing Standards* in considering the City's internal control over financial reporting and compliance.



Dave Yost
Auditor of State
Columbus, Ohio

September 5, 2014

CITY OF CANFIELD, OHIO

MANAGEMENT'S DISCUSSION AND ANALYSIS FOR THE YEAR ENDED DECEMBER 31, 2012 UNAUDITED

The management's discussion and analysis of the City of Canfield's (the "City") financial performance provides an overall review of the City's financial activities for the year ended December 31, 2012. The intent of this discussion and analysis is to look at the City's financial performance as a whole; readers should also review the basic financial statements and the notes to the basic financial statements to enhance their understanding of the City's financial performance.

Financial Highlights

Key financial highlights for 2012 are as follows:

- The total net position of the City increased \$285,111. Net position of governmental activities increased \$249,688 or 1.49% from 2011 and net position of business-type activities increased \$35,423 or 0.2% over 2011.
- General revenues accounted for \$3,539,447 of total governmental activities revenue. Program specific revenues accounted for \$1,846,983 or 34.29% of total governmental activities revenue.
- The City had \$4,911,408 in expenses related to governmental activities; \$1,846,983 of these expenses was offset by program specific charges for services, grants or contributions. The remaining expenses of the governmental activities of \$3,064,425 were offset by general revenues (primarily taxes and unrestricted grants and entitlements) of \$3,539,447.
- The general fund had revenues of \$3,426,714 in 2012. This represents an increase of \$58,304 from 2011. The expenditures and other financing uses of the general fund, which totaled \$3,884,405 in 2012, increased from \$3,702,386 in 2011. The net decrease in fund balance for the general fund was \$457,691 or 24.37%.
- The street construction maintenance and repair fund had revenues of \$877,881 in 2012. The expenditures and other financing uses of the street construction maintenance and repair fund totaled \$666,966 in 2012. The net increase in fund balance for the street construction maintenance and repair fund was \$210,915 or 22.09%.
- The north broad street safety upgrade fund had revenues and other financing sources of \$715,287 in 2012. The expenditures of the north broad street safety upgrade fund totaled \$747,812 in 2012. The net decrease in fund balance for the north broad street safety upgrade fund was \$32,525 or 75.23%.
- Net position for the business-type activities, which are made up of the Sewer, Water and Storm Water enterprise funds, increased slightly in 2012 by \$35,423 over the prior year.
- In 2012 the City accepted another part of a subdivision which increased land and infrastructure in capital assets in the Governmental and Business-type activities.
- The City was awarded a Federal Grant to operate the OVI Task Force. The grant is 100% reimbursable.
- Significant capital improvements to the City in 2012 were Phase 5 of the Issue 2 Storm Water Projects, painting of the Hillside and Fairground water tanks, the replacement of Skyline and Callahan water lines, N Broad St Safety Upgrade Issue 2 Project, and the Fairground-Hood Drive Sidewalk project

CITY OF CANFIELD, OHIO

MANAGEMENT'S DISCUSSION AND ANALYSIS FOR THE YEAR ENDED DECEMBER 31, 2012 UNAUDITED

Using this Annual Financial Report

This annual report consists of a series of financial statements and notes to these statements. These statements are organized so the reader can understand the City as a financial whole, an entire operating entity. The statements then proceed to provide an increasingly detailed look at specific financial activities.

The statement of net position and statement of activities provide information about the activities of the City as a whole, presenting both an aggregate view of the City's finances and a longer-term view of those finances. Fund financial statements provide the next level of detail. For governmental funds, these statements tell how services were financed in the short-term as well as what remains for future spending. The fund financial statements also look at the City's most significant funds with all other nonmajor funds presented in total in one column.

Reporting the City as a Whole

Statement of Net Position and the Statement of Activities

While this document contains a large number of funds used by the City to provide programs and activities, the view of the City as a whole looks at all financial transactions and asks the question, "How did we do financially during 2012?" The statement of net position and the statement of activities answer this question. These statements include all assets, liabilities, deferred inflows, revenues and expenses using the accrual basis of accounting similar to the accounting used by most private-sector companies. This basis of accounting will take into account all of the current year's revenues and expenses regardless of when cash is received or paid.

These two statements report the City's *net position* and changes in those assets. This change in net position is important because it tells the reader that, for the City as a whole, the financial position of the City has improved or diminished. The causes of this change may be the result of many factors, some financial, some not. Non-financial factors include the City's property tax base, current property tax laws in Ohio restricting revenue growth, facility conditions, required community programs and other factors.

In the statement of net position and the statement of activities, the City is divided into two distinct kinds of activities:

Governmental activities - Most of the City's programs and services are reported here including police, parks, recreation, cemeteries, street maintenance, capital improvements and general administration. These services are funded primarily by property and income taxes and intergovernmental revenues including federal and state grants and other shared revenues.

Business-type activities - These services are provided on a charge for goods or services basis to recover all or a significant portion of the expenses of the goods or services provided. The City's sewer, water and storm water operations are reported here.

Reporting the City's Most Significant Funds

Fund Financial Statements

A fund is a grouping of related accounts that is used to maintain control over resources that have been segregated for specific activities or objectives. The City, like other state and local governments, uses fund accounting to ensure and demonstrate compliance with finance-related legal requirements. All of the funds of the City can be divided into three categories: governmental funds, proprietary funds, and fiduciary funds.

CITY OF CANFIELD, OHIO

MANAGEMENT'S DISCUSSION AND ANALYSIS FOR THE YEAR ENDED DECEMBER 31, 2012 UNAUDITED

Fund financial reports provide detailed information about the City's major funds. The City uses many funds to account for a multitude of financial transactions. However, these fund financial statements focus on the City's most significant funds. The analysis of the City's major governmental and proprietary funds begins on page 11.

Governmental Funds

Governmental funds are used to account for essentially the same functions reported as governmental activities in the government-wide financial statements. However, unlike the government-wide financial statements, governmental fund financial statements focus on near-term inflows and outflows of spendable resources, as well as on balances of spendable resources available at the end of the fiscal year. Such information may be useful in evaluating a government's near-term financing requirements.

Because the focus of the governmental funds is narrower than that of the government-wide financial statements, it is useful to compare the information presented for governmental funds with similar information presented for governmental activities in the government-wide financial statements. By doing so, the readers may better understand the long-term impact of the government's near-term financing decisions. Both the governmental fund balance sheet and the governmental fund statement of revenues, expenditures, and changes in fund balances provide a reconciliation to facilitate this comparison between governmental funds and governmental activities.

The City maintains a multitude of individual governmental funds. The City has segregated these funds into major funds and nonmajor funds. The City's major governmental funds are the general fund, the street construction maintenance and repair fund and north broad street safety upgrade fund. Information for major funds is presented separately in the governmental fund balance sheet and in the governmental statement of revenues, expenditures, and changes in fund balances. Data from the other governmental funds are combined into a single, aggregated presentation. The basic governmental fund financial statements can be found on pages 22-27 of this report.

Proprietary Funds

The City maintains one type of proprietary fund. Enterprise funds are used to report the same functions presented as business-type activities in the government-wide financial statements. The City uses enterprise funds to account for its sewer, water and storm water management functions. All of the City's enterprise funds are considered major funds. The basic proprietary fund financial statements can be found on pages 28-30 of this report.

Fiduciary Funds

Fiduciary funds are used to account for resources held for the benefit of parties outside the City. Fiduciary funds are not reflected in the government-wide financial statement because the resources of those funds are not available to support the City's own programs. The accounting used for fiduciary funds is much like that used for proprietary funds. Agency and private-purpose trust funds are the City's fiduciary fund types. The basic fiduciary fund financial statements can be found on pages 31-32 of this report.

Notes to the Basic Financial Statements

The notes provide additional information that is essential to a full understanding of the data provided in the government-wide and fund financial statements. These notes to the basic financial statements can be found beginning on page 33 of this report.

CITY OF CANFIELD, OHIO

MANAGEMENT'S DISCUSSION AND ANALYSIS
FOR THE YEAR ENDED DECEMBER 31, 2012
UNAUDITED

Government-Wide Financial Analysis

The table below provides a summary of the City's net position for 2012 and 2011:

	Net Position					
	<u>Governmental Activities</u>		<u>Business-type Activities</u>		<u>Total</u>	
	<u>2012</u>	<u>2011</u>	<u>2012</u>	<u>2011</u>	<u>2012</u>	<u>2011</u>
<u>Assets:</u>						
Current and Other Assets	\$ 5,220,974	\$ 5,508,668	\$ 3,572,163	\$ 3,663,425	\$ 8,793,137	\$ 9,172,093
Capital Assets	<u>13,771,938</u>	<u>13,324,549</u>	<u>15,690,378</u>	<u>15,575,399</u>	<u>29,462,316</u>	<u>28,899,948</u>
Total Assets	<u>18,992,912</u>	<u>18,833,217</u>	<u>19,262,541</u>	<u>19,238,824</u>	<u>38,255,453</u>	<u>38,072,041</u>
<u>Liabilities:</u>						
Long-term Liabilities Outstanding	1,209,139	1,316,252	431,372	463,587	1,640,511	1,779,839
Other Liabilities	<u>290,475</u>	<u>764,172</u>	<u>116,712</u>	<u>96,203</u>	<u>407,187</u>	<u>860,375</u>
Total Liabilities	<u>1,499,614</u>	<u>2,080,424</u>	<u>548,084</u>	<u>559,790</u>	<u>2,047,698</u>	<u>2,640,214</u>
<u>Deferred Inflows</u>	<u>490,817</u>	<u>-</u>	<u>-</u>	<u>-</u>	<u>490,817</u>	<u>-</u>
<u>Net Position:</u>						
Net investment in capital assets	12,899,624	12,180,278	15,282,581	15,126,436	28,062,853	27,306,714
Restricted	1,784,527	2,029,292	-	-	1,784,527	2,029,292
Unrestricted	<u>2,318,330</u>	<u>2,543,223</u>	<u>3,431,876</u>	<u>3,552,598</u>	<u>5,869,558</u>	<u>6,095,821</u>
Total Net Position	<u>\$ 17,002,481</u>	<u>\$ 16,752,793</u>	<u>\$ 18,714,457</u>	<u>\$ 18,679,034</u>	<u>\$ 35,716,938</u>	<u>\$ 35,431,827</u>

Over time, net position can serve as a useful indicator of a government's financial position. At December 31, 2012, the City's assets exceeded liabilities by \$35,716,938. At year-end, net position was \$17,002,481 and \$18,714,457 for the governmental activities and the business-type activities, respectively.

Capital assets reported on the government-wide statements represent the largest portion of the City's assets. At year-end, capital assets represented 72.51% of total assets. Capital assets include land, buildings, land improvements, equipment, vehicles, infrastructure and construction in progress. Net investment in capital assets at December 31, 2012, was \$12,899,624 and \$15,282,581 in the governmental activities and business-type activities, respectively. These capital assets are used to provide services to citizens and are not available for future spending. Although the City's investment in capital assets is reported net of related debt, it should be noted that the resources to repay the debt must be provided from other sources, since capital assets may not be used to liquidate these liabilities.

A portion of the City's net position, \$1,784,527, represents resources that are subject to external restriction on how they may be used. In the governmental activities, the remaining balance of unrestricted net position of \$2,318,330 may be used to meet the government's ongoing obligations to citizens and creditors.

CITY OF CANFIELD, OHIO

**MANAGEMENT'S DISCUSSION AND ANALYSIS
FOR THE YEAR ENDED DECEMBER 31, 2012
UNAUDITED**

The table below shows the changes in net position for fiscal year 2012 and 2011.

	Change in Net Position					
	Governmental Activities		Business-type Activities		Total	
	<u>2012</u>	<u>2011</u>	<u>2012</u>	<u>2011</u>	<u>2012</u>	<u>2011</u>
Revenues						
Program revenues:						
Charges for services	\$ 521,609	\$ 520,686	\$ 2,671,267	\$ 2,904,120	\$ 3,192,876	\$ 3,424,806
Operating grants and contributions	700,893	573,690	7,578	-	708,471	573,690
Capital grants and contributions	624,481	228,894	-	449,320	624,481	678,214
Total program revenues	<u>1,846,983</u>	<u>1,323,270</u>	<u>2,678,845</u>	<u>3,353,440</u>	<u>4,525,828</u>	<u>4,676,710</u>
General revenues:						
Property taxes	502,108	490,225	-	-	502,108	490,225
Income taxes	2,632,985	2,504,409	-	-	2,632,985	2,504,409
Unrestricted grants and entitlements	319,071	426,873	7,578	-	326,649	426,873
Increase/decrease in fair value of investments	-	49,928	-	-	-	49,928
Investment earnings	28,999	12,137	-	-	28,999	12,137
Miscellaneous	56,284	16,764	6,737	1,268	63,021	18,032
Gain/(Loss) on Sale of Capital Assets	-	(76,335)	-	5,115	-	(71,220)
Total general revenues	<u>3,539,447</u>	<u>3,424,001</u>	<u>14,315</u>	<u>6,383</u>	<u>3,553,762</u>	<u>3,430,384</u>
Total revenues	<u>5,386,430</u>	<u>4,747,271</u>	<u>2,693,160</u>	<u>3,359,823</u>	<u>8,079,590</u>	<u>8,107,094</u>
Expenses:						
General government	973,071	945,864	-	-	973,071	945,864
Security of persons and property	2,837,717	2,509,695	-	-	2,837,717	2,509,695
Public health and welfare	97,882	117,232	-	-	97,882	117,232
Transportation	766,629	997,346	-	-	766,629	997,346
Community environment	100,416	92,960	-	-	100,416	92,960
Leisure time activity	98,727	89,626	-	-	98,727	89,626
Interest and fiscal charges	36,966	49,032	-	-	36,966	49,032
Water	-	-	1,457,032	1,425,328	1,457,032	1,425,328
Sewer	-	-	1,216,698	1,294,791	1,216,698	1,294,791
Storm	-	-	209,341	198,583	209,341	198,583
Total expenses	<u>4,911,408</u>	<u>4,801,755</u>	<u>2,883,071</u>	<u>2,918,702</u>	<u>7,794,479</u>	<u>7,720,457</u>
Increase/(decrease) before transfers	475,022	(54,484)	(189,911)	441,121	285,111	386,637
Transfers	(225,334)	1,526	225,334	(1,526)	-	-
Change in net position	249,688	(52,958)	35,423	439,595	285,111	386,637
Net position at beginning of year	<u>16,752,793</u>	<u>16,805,751</u>	<u>18,679,034</u>	<u>18,239,439</u>	<u>35,431,827</u>	<u>35,045,190</u>
Net position at end of year	<u>\$ 17,002,481</u>	<u>\$ 16,752,793</u>	<u>\$ 18,714,457</u>	<u>\$ 18,679,034</u>	<u>\$ 35,716,938</u>	<u>\$ 35,431,827</u>

CITY OF CANFIELD, OHIO

**MANAGEMENT'S DISCUSSION AND ANALYSIS
FOR THE YEAR ENDED DECEMBER 31, 2012
UNAUDITED**

Governmental Activities

Governmental activities net position increased \$249,688 in 2012. The majority of this increase is the result of an increase in capital contributions and an increase in tax revenues.

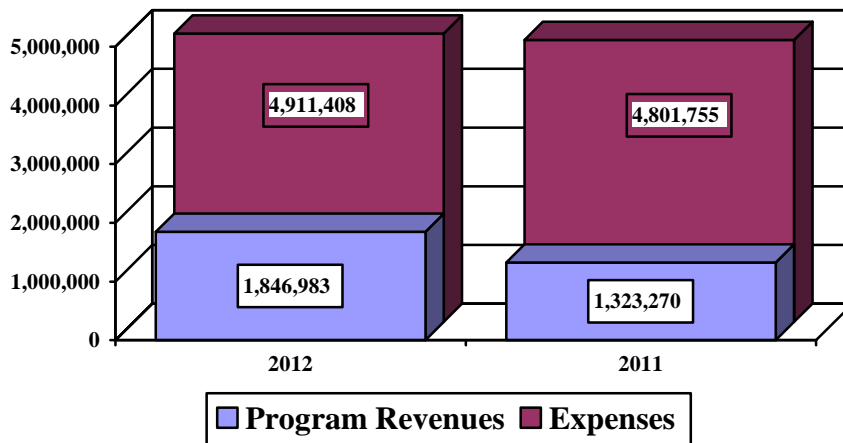
Security of persons and property which primarily supports the operations of the police department and street lights accounted for \$2,837,717 or 57.78% of the total expenses of the City. Security of persons and property expenses were partially funded by \$190,323 in direct charges to users of the services. General government expenses totaled \$973,071. General government expenses were partially funded by \$291,195 in direct charges to users of the services.

The state and federal government contributed to the City a total of \$700,893 in operating grants and contributions and \$624,481 in capital grants and contributions. These revenues are restricted to a particular program or purpose. Of the total operating grants and contributions, \$547,590 subsidized transportation programs.

General revenues totaled \$3,539,447, and amounted to 65.71% of total governmental revenues. These revenues primarily consist of property and income tax revenue of \$3,135,093. The other primary source of general revenues is grants and entitlements not restricted to specific programs, including local government and estate tax revenue, making up \$319,071.

The statement of activities shows the cost of program services and the charges for services and grants offsetting those services. The following table shows, for governmental activities, the total cost of services and the net cost of services. That is, it identifies the cost of these services supported by tax revenue and unrestricted State grants and entitlements. As can be seen in the graph below, the City is highly dependent upon general revenues (primarily property and income taxes as well as unrestricted grants and entitlements) to support its governmental activities. As program revenues are not sufficient to cover total governmental expenses.

Governmental Activities - Program Revenues vs. Total Expenses



CITY OF CANFIELD, OHIO

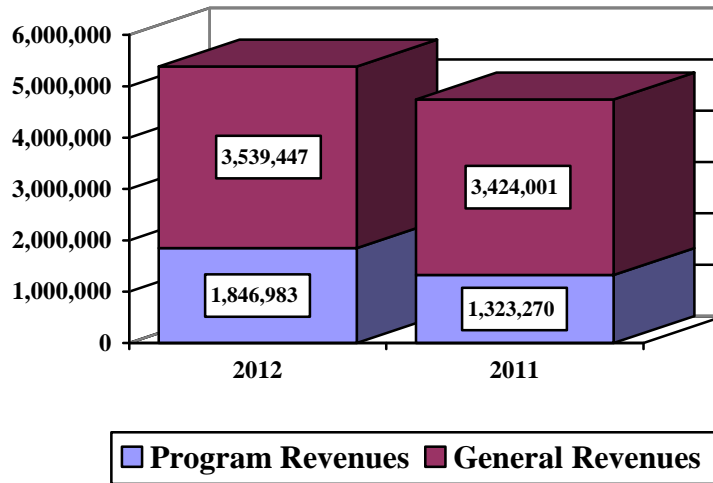
MANAGEMENT'S DISCUSSION AND ANALYSIS
FOR THE YEAR ENDED DECEMBER 31, 2012
UNAUDITED

Governmental Activities

	Total Cost of Services 2012	Net Cost of Services 2012	Total Cost of Services 2011	Net Cost of Services 2011
Program Expenses:				
General government	\$ 973,071	\$ 681,876	\$ 945,864	\$ 672,417
Security of persons and property	2,837,717	2,509,493	2,509,695	2,156,805
Public health and welfare	97,882	75,207	117,232	88,278
Transportation	766,629	(405,442)	997,346	357,578
Community environment	100,416	99,616	92,960	81,690
Leisure time activity	98,727	84,092	89,626	72,685
Interest and fiscal charges	36,966	19,583	49,032	49,032
Total	\$ 4,911,408	\$ 3,064,425	\$ 4,801,755	\$ 3,478,485

The dependence upon general revenues for governmental activities is apparent, with 62.39% of expenses supported through taxes and other general revenues. The chart below illustrates the City's program revenues versus general revenues for 2012 and 2011.

Governmental Activities – General and Program Revenues



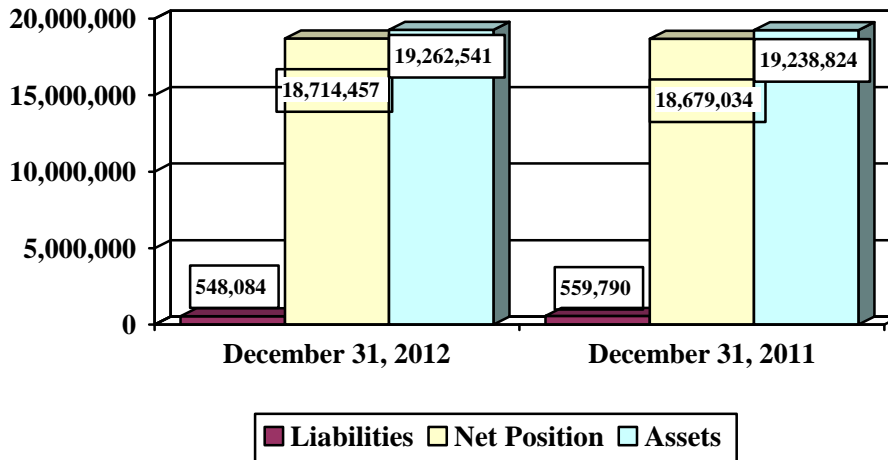
CITY OF CANFIELD, OHIO

**MANAGEMENT'S DISCUSSION AND ANALYSIS
FOR THE YEAR ENDED DECEMBER 31, 2012
UNAUDITED**

Business-type Activities

Business-type activities include the sewer, water and storm water enterprise funds. These programs had program revenues of \$2,678,845, general revenues of \$14,315 and expenses of \$2,883,071 for 2012. The graph below shows the business-type activities assets, liabilities and net position at year-end.

Net Position in Business – Type Activities



Financial Analysis of the Government's Funds

As noted earlier, the City uses fund accounting to ensure and demonstrate compliance with finance-related legal requirements.

Governmental Funds

The focus of the City's governmental funds is to provide information on near-term inflows, outflows, and balances of spendable resources. Such information is useful in assessing the City's financing requirements. In particular, unassigned fund balance may serve as a useful measure of the City's net resources available for spending at year-end.

The City's governmental funds (as presented on the balance sheet on page 21) reported a combined fund balance of \$3,561,912 which is a decrease of \$287,229 over last year's total of \$3,849,141.

CITY OF CANFIELD, OHIO

MANAGEMENT'S DISCUSSION AND ANALYSIS
FOR THE YEAR ENDED DECEMBER 31, 2012
UNAUDITED

The schedule below indicates the fund balances and the total change in fund balances as of December 31, 2012 for all major and non-major governmental funds.

	<u>Fund Balances</u> <u>12/31/12</u>	<u>Fund Balances</u> <u>12/31/11</u>	<u>Increase</u> <u>(Decrease)</u>	<u>Percentage</u> <u>Change</u>
Major Funds:				
General	\$ 1,420,325	\$ 1,878,016	\$ (457,691)	(24.37%)
Street Construction, Maintenance and Repair	1,165,542	954,627	210,915	22.09%
N Broad St Safety Upgrade Fund - Phase 1	10,710	43,235	(32,525)	(75.23%)
Other Nonmajor Governmental Funds	<u>965,335</u>	<u>973,263</u>	<u>(7,928)</u>	<u>(0.81%)</u>
Total	<u>\$ 3,561,912</u>	<u>\$ 3,849,141</u>	<u>\$ (287,229)</u>	<u>(7.46%)</u>

General Fund

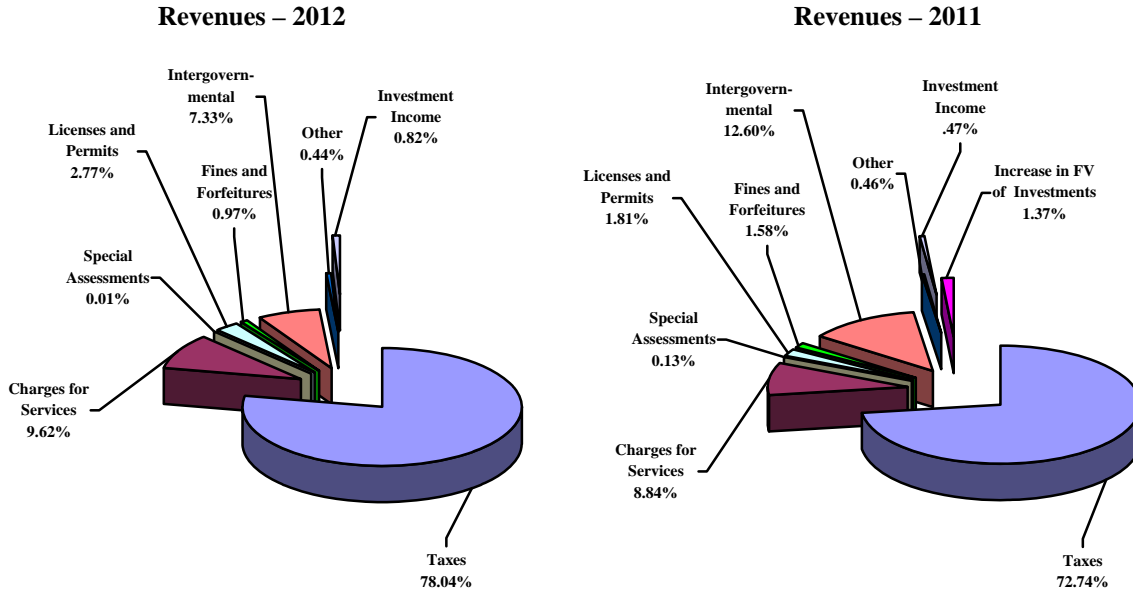
The City's general fund balance decreased \$457,691. The table that follows assists in illustrating the revenues of the general fund.

	<u>2012</u> <u>Amount</u>	<u>2011</u> <u>Amount</u>	<u>Increase</u> <u>(Decrease)</u>	<u>Percentage</u> <u>Change</u>
<u>Revenues</u>				
Income Taxes	\$ 2,674,400	\$ 2,450,104	\$ 224,296	9.15%
Special Assessments	433	4,239	(3,806)	(89.79%)
Charges for Services	329,498	297,857	31,641	10.62%
Licenses and Permits	94,817	60,929	33,888	55.62%
Fines and Forfeitures	33,393	53,386	(19,993)	(37.45%)
Intergovernmental	251,081	424,413	(173,332)	(40.84%)
Investment income	27,964	15,942	12,022	75.41%
Increase in Fair Value of Investments	-	46,123	(46,123)	(100.00%)
Other	<u>15,128</u>	<u>15,417</u>	<u>(289)</u>	<u>(1.87%)</u>
Total	<u>\$ 3,426,714</u>	<u>\$ 3,368,410</u>	<u>\$ 58,304</u>	<u>1.73%</u>

Revenues in the general fund increased \$58,304 over 2011. Income tax revenue represents 78.04% of all general fund revenue. Income tax revenue increased 9.15% over the prior year. The fair value of investments decreased as a result of the sale of the Anthem stock in 2012.

CITY OF CANFIELD, OHIO

MANAGEMENT'S DISCUSSION AND ANALYSIS
FOR THE YEAR ENDED DECEMBER 31, 2012
UNAUDITED



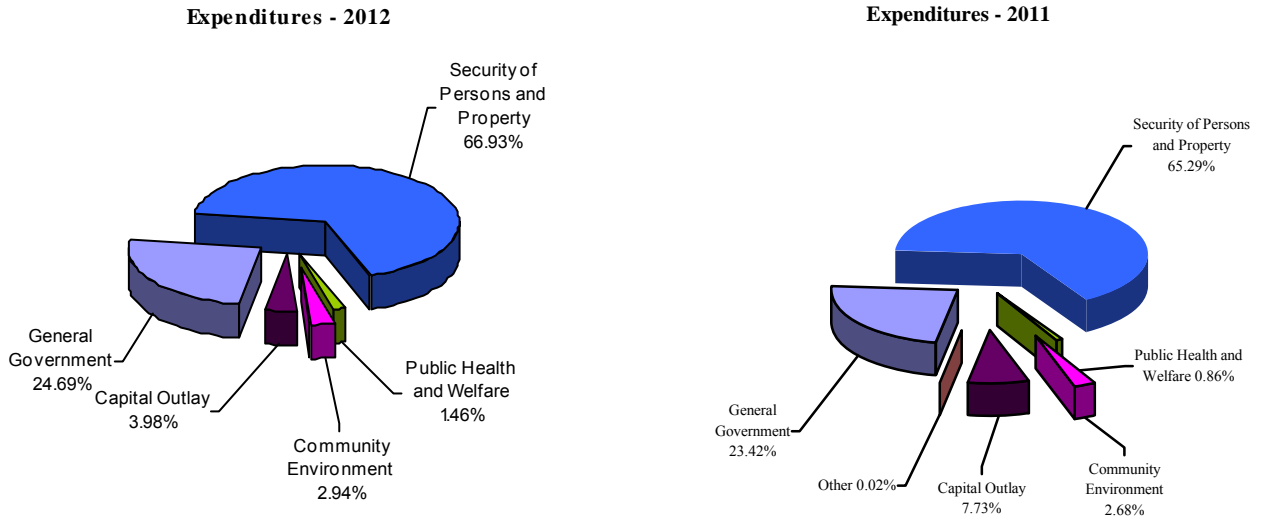
The table that follows assists in illustrating the expenditures of the general fund.

	<u>2012</u> <u>Amount</u>	<u>2011</u> <u>Amount</u>	<u>Increase</u> <u>(Decrease)</u>	<u>Percentage</u> <u>Change</u>
<u>Expenditures</u>				
General Government	\$ 935,853	\$ 848,989	\$ 86,864	10.23%
Security of Persons and Property	2,536,303	2,301,391	234,912	10.21%
Public Health and Welfare	55,306	86,421	(31,115)	(36.00%)
Community Environment	111,546	90,954	20,592	22.64%
Capital Outlay	150,693	231,430	(80,737)	(34.89%)
Total	<u>\$ 3,789,701</u>	<u>\$ 3,559,185</u>	<u>\$ 230,516</u>	6.48%

The City increased total expenditures by 6.48%. Public health and welfare and capital outlay had the only decreases. Capital Outlay is a category that can fluctuate significantly depending on what is being replaced or purchased. The largest increase was in security of persons and property.

CITY OF CANFIELD, OHIO

**MANAGEMENT'S DISCUSSION AND ANALYSIS
FOR THE YEAR ENDED DECEMBER 31, 2012
UNAUDITED**



Budgeting Highlights

The City's budgeting process is prescribed by the Ohio Revised Code (ORC). Essentially the budget is the City's appropriations which are restricted by the amounts of anticipated revenues certified by the Budget Commission in accordance with the ORC. Therefore, the City's plans or desires cannot be totally reflected in the original budget. If budgeted revenues are adjusted due to actual activity then the appropriations can be adjusted accordingly.

Budgetary information is presented for the general fund and the street construction maintenance and repair fund. In the general fund, the actual revenues and other financing sources came in \$1,148,813 higher than they were in the final budget and actual expenditures and other financing uses were \$406,935 less than the amount in the final budget. Budgeted expenditures were increased \$53,841 from the original to the final budget. Budgeted revenues were increased \$59,400 from the original to the final budget.

Street Construction Maintenance and Repair Fund

The street construction maintenance and repair fund had revenues of \$877,881 in 2012. The expenditures and other financing uses of the street construction maintenance and repair fund, totaled \$666,966 in 2012. The net increase in fund balance for the street construction maintenance and repair fund was \$210,915 or 22.09%.

North Broad Street Safety Upgrade Fund

The north broad street safety upgrade fund had revenues and other financing sources of \$715,287 in 2012. The expenditures of the north broad street safety upgrade fund totaled \$747,812 in 2012. The net decrease in fund balance for the north broad street safety upgrade fund was \$32,525 or 75.23%.

CITY OF CANFIELD, OHIO

MANAGEMENT'S DISCUSSION AND ANALYSIS
FOR THE YEAR ENDED DECEMBER 31, 2012
UNAUDITED

Proprietary Funds

The City's enterprise funds provide the same type of information found in the government-wide financial statements for business-type activities, except in more detail. All of the City's enterprise funds are considered major funds. The Water fund had operating revenues of \$1,171,304, operating expenses of \$1,457,032 and capital contributions of \$83,002 for 2012. The Water fund net position decreased \$202,726 in 2012. The Sewer fund had operating revenues of \$1,337,233, operating expenses of \$1,216,698 and capital contributions of \$27,499 for 2012. The Sewer fund net position increased \$148,034 in 2012. The Storm fund had operating revenues of \$169,467, operating expenses of \$201,763, non-operating revenues of \$7,578 and capital contributions of \$114,833 for 2012. The Storm fund net position increased \$90,115 in 2012.

Capital Assets and Debt Administration

Capital Assets

At the end of fiscal 2012, the City had \$29,462,316 (net of accumulated depreciation) invested in land, buildings, land improvements, equipment, vehicles, infrastructure, and construction in progress (CIP). Of this total, \$13,771,938 was reported in governmental activities and \$15,690,378 was reported in business-type activities. See Note 9 for further description of capital assets. The following table shows fiscal 2012 balances compared to 2011:

**Capital Assets at December 31
(Net of Depreciation)**

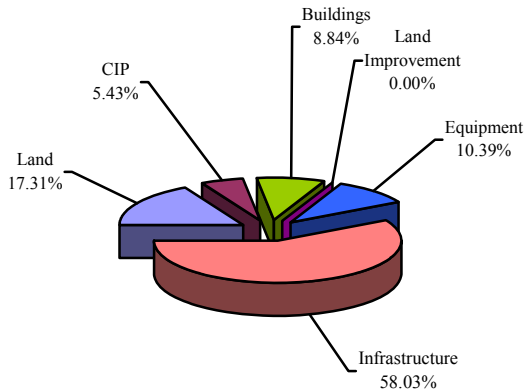
	<u>Governmental Activities</u>		<u>Business-Type Activities</u>		<u>Total</u>	
	<u>2012</u>	<u>2011</u>	<u>2012</u>	<u>2011</u>	<u>2012</u>	<u>2011</u>
Land	\$ 2,383,608	\$ 2,312,599	\$ 21,297	\$ 21,297	\$ 2,404,905	\$ 2,333,896
Construction in progress	748,410	151,094	876,420	1,085,093	1,624,830	1,236,187
Buildings	1,216,879	1,256,264	1,174,085	885,586	2,390,964	2,141,850
Land improvements	490	36,061	-	-	490	36,061
Equipment	1,430,494	1,462,367	161,559	167,248	1,592,053	1,629,615
Infrastructure	7,992,057	8,106,164	13,457,017	13,416,175	21,449,074	21,522,339
Totals	<u>\$ 13,771,938</u>	<u>\$ 13,324,549</u>	<u>\$ 15,690,378</u>	<u>\$ 15,575,399</u>	<u>\$ 29,462,316</u>	<u>\$ 28,899,948</u>

CITY OF CANFIELD, OHIO

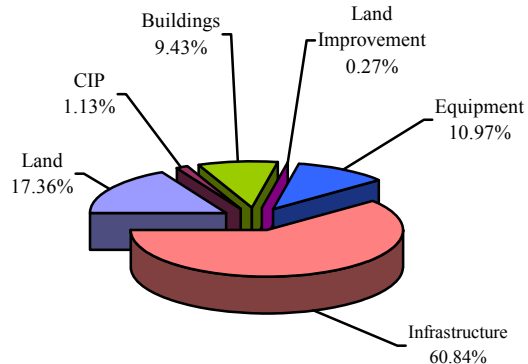
**MANAGEMENT'S DISCUSSION AND ANALYSIS
FOR THE YEAR ENDED DECEMBER 31, 2012
UNAUDITED**

The following graphs show the breakdown of governmental capital assets by category for 2012 and 2011.

**Capital Assets - Governmental Activities
2012**



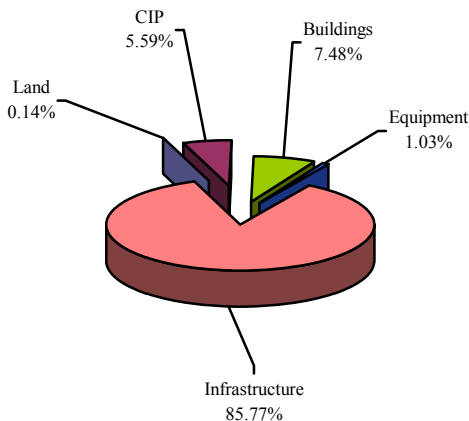
**Capital Assets - Governmental Activities
2011**



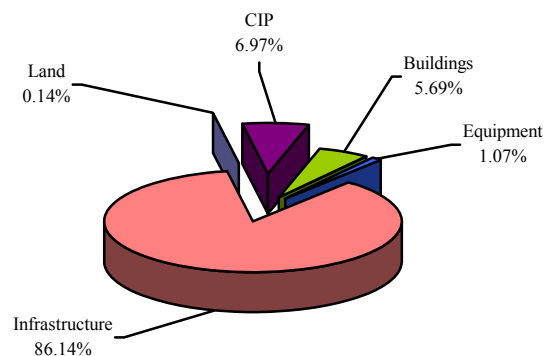
The City's infrastructure is the largest governmental activities capital asset category, which includes bridges and streets. These items are immovable and of value only to the City, however, the annual cost of purchasing these items is quite significant. The net book value of the City's infrastructure (cost less accumulated depreciation) represents 58.03% of the City's total governmental capital assets at December 31, 2012.

The following graphs show the breakdown of business-type capital assets by category for 2012 and 2011.

Capital Assets - Business-Type Activities 2012



Capital Assets - Business-Type Activities 2011



The City's largest business-type capital asset category is infrastructure, which include water and sewer lines. These items play a vital role in the income producing ability of the business-type activities. The net book value of the City's infrastructure (cost less accumulated depreciation) represents 85.77% of the City's total business-type capital assets at December 31, 2012.

CITY OF CANFIELD, OHIO

MANAGEMENT'S DISCUSSION AND ANALYSIS
FOR THE YEAR ENDED DECEMBER 31, 2012
UNAUDITED

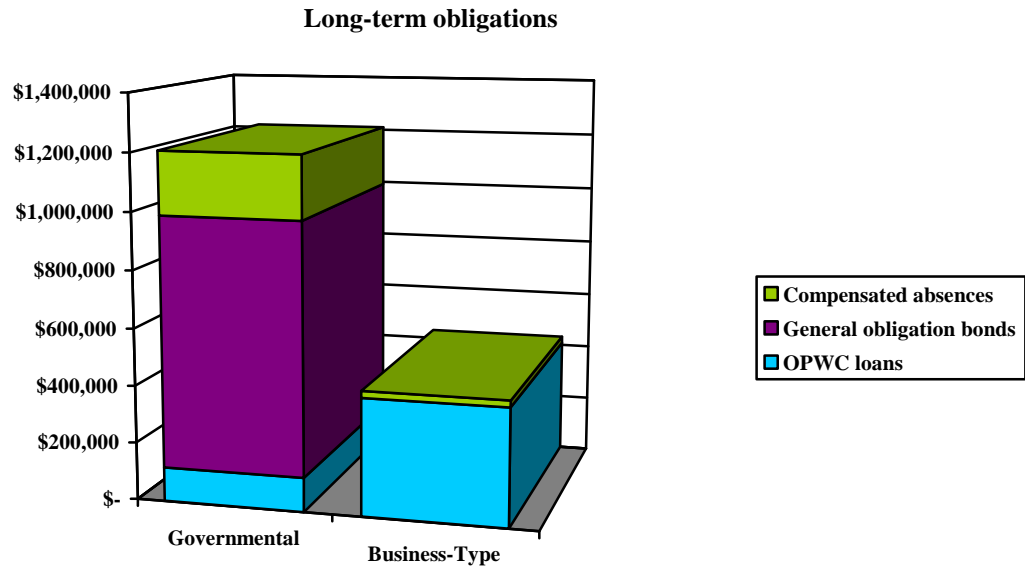
Debt Administration

The City had the following long-term obligations outstanding at December 31, 2012 and 2011:

	Governmental Activities	
	<u>2012</u>	<u>2011</u>
OPWC loans	\$ 119,352	\$ 144,271
General obligation bonds	872,314	1,000,000
Compensated absences	<u>217,473</u>	<u>171,981</u>
Total long-term obligations	<u>\$ 1,209,139</u>	<u>\$ 1,316,252</u>

	Business-type Activities	
	<u>2012</u>	<u>2011</u>
OPWC loans	\$ 407,797	\$ 448,963
Compensated absences	<u>23,575</u>	<u>14,624</u>
Total long-term obligations	<u>\$ 431,372</u>	<u>\$ 463,587</u>

A comparison of the long-term obligations by category is depicted in the chart below.



Further detail on the City's long-term obligations can be found in Note 11 to the financial statements.

CITY OF CANFIELD, OHIO

MANAGEMENT'S DISCUSSION AND ANALYSIS FOR THE YEAR ENDED DECEMBER 31, 2012 UNAUDITED

Economic Conditions and Outlook

The City of Canfield continues to grow, thriving as a small and attractive planned community of approximately 7,500 residents. A comfortable and secure residential environment, combined with a healthy business community, enables the City to retain a strong financial standing with minimal debt.

Using revenues primarily generated from its 1.00% income tax, combined with aggressive and successful efforts to secure state and local grants, the city has been able to fund a capital improvements program. These funds have been used to maintain and improve an impressive municipal infrastructure, while continually improving the overall appearance and attractiveness of the community.

In addition to ongoing utility improvements, the City has a street paving program that maintains and improves thoroughfares with a rotation that would have each road improved once every ten years.

The City offers an attractive, and stable residential environment with above average property appreciation rates. Numerous parks, quality recreational facilities, reasonable utility and tax rates, a quality public safety force, excellent schools and an aggressive capital improvements program, have all positioned the city well to maintain and improve its image as a progressive and inviting community.

The City has enjoyed recognition such as being designated "Tree City U.S.A." since 1981 by the Arbor Day Foundation. This honor has been earned through the compliance in the preservation of planting of trees. In 1967, it also became known as one of the nation's twelve cleanest cities, another honor richly deserved through the diligence of City officials and residents. In July of 2005, the City was among the list of top 100 places to live. Canfield was No. 82 on the annual list of the best places to live compiled by Money magazine and CNN/Money. The list's authors compared 1,300 towns to develop the rankings.

The list considered low crime rates, pollution and auto insurance rates, leisure activities, cultural options, affordable housing, commute time and access to quality health care. Canfield has an excellent low cost of living and [low cost] of housing. According to Money and CNN calculations, the average price of a home in Canfield was \$144,028, compared with the \$316,665 average in communities that made the list. The list's authors found that personal and property crime risks were well below the best places average, but the air pollution index was slightly higher than the national average.

High quality schools, low cost of living and low crime are things that help the community stand out.

Contacting the City's Financial Management

This financial report is designed to provide our citizens, taxpayers, and investors and creditors with a general overview of the City's finances and to show the City's accountability for the money it receives. If you have questions about this report or need additional financial information please contact: Christine Stack-Clayton, Finance Director, 104 Lisbon Street, Canfield, Ohio 44406.

THIS PAGE IS INTENTIONALLY LEFT BLANK

CITY OF CANFIELD, OHIO

STATEMENT OF NET POSITION
DECEMBER 31, 2012

	Governmental Activities	Business-type Activities	Total
Assets:			
Equity in pooled cash and cash equivalents . . .	\$ 3,304,399	\$ 2,833,243	\$ 6,137,642
Investments.	-	2,854	2,854
Receivables:			
Income taxes.	633,805	-	633,805
Real and other taxes	555,543	-	555,543
Accounts.	121,838	714,571	836,409
Special assessments	21,618	-	21,618
Due from other governments.	503,685	-	503,685
Prepayments	80,086	21,495	101,581
Capital assets:			
Land and construction in progress.	3,132,018	897,717	4,029,735
Depreciable capital assets, net.	10,639,920	14,792,661	25,432,581
Total capital assets, net.	<u>13,771,938</u>	<u>15,690,378</u>	<u>29,462,316</u>
Total assets	<u>18,992,912</u>	<u>19,262,541</u>	<u>38,255,453</u>
Liabilities:			
Accounts payable.	9,866	12,129	21,995
Accrued wages and benefits payable	134,193	13,245	147,438
Due to other governments	146,416	91,338	237,754
Long-term liabilities:			
Due within one year	365,251	59,155	424,406
Due in more than one year.	843,888	372,217	1,216,105
Total liabilities	<u>1,499,614</u>	<u>548,084</u>	<u>2,047,698</u>
Deferred inflows of resources:			
Property taxes levied for the next fiscal year. . . .	<u>490,817</u>	-	<u>490,817</u>
Net position:			
Net investment in capital assets (see Note 2U). . . .	12,899,624	15,282,581	28,062,853
Restricted for:			
Debt service	125,817	-	125,817
Capital projects.	54,193	-	54,193
Transportation projects.	1,463,539	-	1,463,539
General government	17,395	-	17,395
Security of persons and property.	102,627	-	102,627
Health and welfare	20,956	-	20,956
Unrestricted (see Note 2U)	<u>2,318,330</u>	<u>3,431,876</u>	<u>5,869,558</u>
Total net position	<u>\$ 17,002,481</u>	<u>\$ 18,714,457</u>	<u>\$ 35,716,938</u>

SEE ACCOMPANYING NOTES TO THE BASIC FINANCIAL STATEMENTS

CITY OF CANFIELD, OHIO

STATEMENT OF ACTIVITIES
FOR THE YEAR ENDED DECEMBER 31, 2012

	Expenses	Program Revenues		
		Charges for Services and Sales	Operating Grants and Contributions	Capital Grants and Contributions
Governmental activities:				
General government	\$ 973,071	\$ 291,195	\$ -	\$ -
Security of persons and property	2,837,717	192,304	135,920	-
Public health and welfare	97,882	22,675	-	-
Transportation	766,629	-	547,590	624,481
Community environment	100,416	800	-	-
Leisure time activity	98,727	14,635	-	-
Interest and fiscal charges	36,966	-	17,383	-
Total governmental activities	4,911,408	521,609	700,893	624,481
Business-type activities:				
Water	1,457,032	1,165,155	-	-
Sewer	1,216,698	1,337,199	-	-
Storm	209,341	168,913	7,578	-
Total business-type activities	2,883,071	2,671,267	7,578	-
Total primary government	\$ 7,794,479	\$ 3,192,876	\$ 708,471	\$ 624,481

General revenues:

- Property taxes levied for:
 - Street construction, maintenance and repair.
 - Debt retirement.
- Income taxes levied for:
 - General purposes
- Grants and entitlements not restricted to specific programs
- Investment earnings
- Miscellaneous

Total general revenues

Transfers

Total general revenues and transfers

Change in net position

Net position at beginning of year

Net position at end of year.

SEE ACCOMPANYING NOTES TO THE BASIC FINANCIAL STATEMENTS

**Net (Expense) Revenue
and Changes in Net Position**

Governmental Activities	Business-type Activities	Total
\$ (681,876)	\$ -	\$ (681,876)
(2,509,493)	-	(2,509,493)
(75,207)	-	(75,207)
405,442	-	405,442
(99,616)	-	(99,616)
(84,092)	-	(84,092)
(19,583)	-	(19,583)
<u>(3,064,425)</u>	<u>-</u>	<u>(3,064,425)</u>
-	(291,877)	(291,877)
-	120,501	120,501
-	(32,850)	(32,850)
<u>-</u>	<u>(204,226)</u>	<u>(204,226)</u>
(3,064,425)	(204,226)	(3,268,651)
382,117	-	382,117
119,991	-	119,991
2,632,985	-	2,632,985
319,071	7,578	326,649
28,999	-	28,999
56,284	6,737	63,021
<u>3,539,447</u>	<u>14,315</u>	<u>3,553,762</u>
(225,334)	225,334	-
<u>3,314,113</u>	<u>239,649</u>	<u>3,553,762</u>
249,688	35,423	285,111
<u>16,752,793</u>	<u>18,679,034</u>	<u>35,431,827</u>
<u>\$ 17,002,481</u>	<u>\$ 18,714,457</u>	<u>\$ 35,716,938</u>

CITY OF CANFIELD, OHIO

BALANCE SHEET
GOVERNMENTAL FUNDS
DECEMBER 31, 2012

	<u>General</u>	<u>Street Construction Maintenance and Repair</u>	<u>N. Broad St. Safety Upgrade</u>	<u>Other Governmental Funds</u>	<u>Total Governmental Funds</u>
Assets:					
Equity in pooled cash and cash equivalents . . .	\$ 1,153,543	\$ 1,100,901	\$ 10,710	\$ 1,039,245	\$ 3,304,399
Receivables:					
Income taxes	633,805	-	-	-	633,805
Real and other taxes	-	425,910	-	129,633	555,543
Accounts	119,023	-	-	2,815	121,838
Special assessments	-	-	-	21,618	21,618
Interfund loans	90,000	-	-	-	90,000
Due from other governments	223,322	226,831	-	53,532	503,685
Prepayments	69,028	8,892	-	2,166	80,086
Total assets	<u>\$ 2,288,721</u>	<u>\$ 1,762,534</u>	<u>\$ 10,710</u>	<u>\$ 1,249,009</u>	<u>\$ 5,310,974</u>
Liabilities:					
Accounts payable	9,352	446	-	68	9,866
Accrued wages and benefits payable	114,974	17,370	-	1,849	134,193
Compensated absences payable	78,189	-	-	15,513	93,702
Interfund loans payable	-	-	-	90,000	90,000
Due to other governments	123,276	15,150	-	7,990	146,416
Total liabilities	<u>325,791</u>	<u>32,966</u>	<u>-</u>	<u>115,420</u>	<u>474,177</u>
Deferred inflows of resources:					
Property taxes levied for the next fiscal year . . .	-	375,620	-	115,197	490,817
Delinquent property tax revenue not available . .	-	34,290	-	10,436	44,726
Special assessments revenue not available	-	-	-	21,618	21,618
Miscellaneous revenue not available	8,524	-	-	1,129	9,653
Income tax revenue not available	330,889	-	-	-	330,889
Other nonexchange transactions	203,192	154,116	-	19,874	377,182
Total deferred inflows of resources	<u>542,605</u>	<u>564,026</u>	<u>-</u>	<u>168,254</u>	<u>1,274,885</u>
Fund balances:					
Nonspendable	71,287	8,892	-	74,566	154,745
Restricted	-	1,156,650	10,710	466,990	1,634,350
Committed	2,782	-	-	418,950	421,732
Assigned	887,611	-	-	4,829	892,440
Unassigned	458,645	-	-	-	458,645
Total fund balances	<u>1,420,325</u>	<u>1,165,542</u>	<u>10,710</u>	<u>965,335</u>	<u>3,561,912</u>
Total liabilities, deferred inflows of resources and fund balances	<u>\$ 2,288,721</u>	<u>\$ 1,762,534</u>	<u>\$ 10,710</u>	<u>\$ 1,249,009</u>	<u>\$ 5,310,974</u>

SEE ACCOMPANYING NOTES TO THE BASIC FINANCIAL STATEMENTS

CITY OF CANFIELD, OHIO

RECONCILIATION OF TOTAL GOVERNMENTAL FUND BALANCES TO
NET POSITION OF GOVERNMENTAL ACTIVITIES
DECEMBER 31, 2012

Total governmental fund balances		\$ 3,561,912
<i>Amounts reported for governmental activities on the statement of net position are different because:</i>		
Capital assets used in governmental activities are not financial resources and therefore are not reported in the funds.		13,771,938
Other long-term assets are not available to pay for current-period expenditures and therefore are deferred inflows in the funds.		
Income taxes receivable	\$ 330,889	
Real and other taxes receivable	44,726	
Charges for services receivable	8,518	
Intergovernmental receivable	377,182	
Special assessments receivable	21,618	
Accrued interest receivable	1,135	
Total	<hr/>	784,068
Long-term liabilities, including bonds payable, are not due and payable in the current period and therefore are not reported in the funds.		
Compensated absences	123,771	
General obligation bonds payable	872,314	
OPWC loans	119,352	
Total	<hr/>	<hr/> (1,115,437)
Net position of governmental activities		<hr/> \$ 17,002,481 <hr/>

SEE ACCOMPANYING NOTES TO THE BASIC FINANCIAL STATEMENTS

CITY OF CANFIELD, OHIO

STATEMENT OF REVENUES, EXPENDITURES AND CHANGES IN FUND BALANCES
GOVERNMENTAL FUNDS
FOR THE YEAR ENDED DECEMBER 31, 2012

	<u>General</u>	<u>Street Construction Maintenance and Repair</u>	<u>N. Broad St. Safety Upgrade</u>	<u>Other Governmental Funds</u>	<u>Total Governmental Funds</u>
Revenues:					
Income taxes	\$ 2,674,400	\$ -	\$ -	\$ -	\$ 2,674,400
Real and other taxes	-	384,281	-	120,650	504,931
Other local taxes	-	63,275	-	-	63,275
Special assessments	433	-	-	31,348	31,781
Charges for services	329,498	-	-	35,935	365,433
Licenses and permits	94,817	-	-	8,698	103,515
Fines and forfeitures	33,393	-	-	33,788	67,181
Intergovernmental	251,081	428,625	714,000	208,315	1,602,021
Investment income	27,964	654	-	381	28,999
Other	15,128	1,046	-	40,007	56,181
Total revenues	<u>3,426,714</u>	<u>877,881</u>	<u>714,000</u>	<u>479,122</u>	<u>5,497,717</u>
Expenditures:					
Current:					
General government	935,853	-	-	16,089	951,942
Security of persons and property	2,536,303	-	-	151,354	2,687,657
Public health and welfare	55,306	-	-	43,919	99,225
Leisure time activity	-	-	-	85,873	85,873
Community environment	111,546	-	-	-	111,546
Transportation	-	445,404	-	29,229	474,633
Capital outlay	150,693	119,342	747,812	166,652	1,184,499
Debt service:					
Principal retirement	-	-	-	152,605	152,605
Interest and fiscal charges	-	-	-	36,966	36,966
Total expenditures	<u>3,789,701</u>	<u>564,746</u>	<u>747,812</u>	<u>682,687</u>	<u>5,784,946</u>
Excess (deficiency) of revenues over (under) expenditures	<u>(362,987)</u>	<u>313,135</u>	<u>(33,812)</u>	<u>(203,565)</u>	<u>(287,229)</u>
Other financing sources (uses):					
Transfers in	-	-	1,287	195,637	196,924
Transfers (out)	<u>(94,704)</u>	<u>(102,220)</u>	<u>-</u>	<u>-</u>	<u>(196,924)</u>
Total other financing sources (uses)	<u>(94,704)</u>	<u>(102,220)</u>	<u>1,287</u>	<u>195,637</u>	<u>-</u>
Net change in fund balances	(457,691)	210,915	(32,525)	(7,928)	(287,229)
Fund balances at beginning of year	1,878,016	954,627	43,235	973,263	3,849,141
Fund balances at end of year	<u>\$ 1,420,325</u>	<u>\$ 1,165,542</u>	<u>\$ 10,710</u>	<u>\$ 965,335</u>	<u>\$ 3,561,912</u>

SEE ACCOMPANYING NOTES TO THE BASIC FINANCIAL STATEMENTS

CITY OF CANFIELD, OHIO

RECONCILIATION OF THE STATEMENT OF REVENUES, EXPENDITURES AND CHANGES
IN FUND BALANCES OF GOVERNMENTAL FUNDS TO THE STATEMENT OF ACTIVITIES
FOR THE YEAR ENDED DECEMBER 31, 2012

Net change in fund balances - total governmental funds	\$	(287,229)
<i>Amounts reported for governmental activities in the statement of activities are different because:</i>		
Governmental funds report capital outlays as expenditures. However, in the statement of activities, the cost of those assets is allocated over their estimated useful lives as depreciation expense. This is the amount by which capital outlay exceeds depreciation expense in the current period.		
Capital asset additions	\$ 1,196,766	
Current year depreciation	<u>(563,081)</u>	
Total		633,685
The net effect of various miscellaneous transactions involving capital assets (i.e., sales, disposals, trade-ins, and donations) is to decrease net position.		
		(186,296)
Revenues in the statement of activities that do not provide current financial resources are not reported as revenues in the funds.		
Income taxes	(41,415)	
Real and other taxes	(2,823)	
Charges for services	556	
Intergovernmental revenues	(69,502)	
Special assessments	2,349	
Other income	<u>(452)</u>	
Total		(111,287)
Repayment of debt principal is an expenditure in the governmental funds, but the repayment reduces long-term liabilities on the statement of net position.		
		152,605
Some expenses reported in the statement of activities, such as compensated absences, do not require the use of current financial resources and therefore are not reported as expenditures in governmental funds.		
		<u>48,210</u>
Change in net position of governmental activities	\$	<u><u>249,688</u></u>

SEE ACCOMPANYING NOTES TO THE BASIC FINANCIAL STATEMENTS

CITY OF CANFIELD, OHIO

STATEMENT OF REVENUES, EXPENDITURES AND CHANGES IN
 FUND BALANCE - BUDGET AND ACTUAL (NON-GAAP BUDGETARY BASIS)
 GENERAL FUND
 FOR THE YEAR ENDED DECEMBER 31, 2012

	<u>Budgeted Amounts</u>		<u>Actual</u>	<u>Variance with Final Budget Positive (Negative)</u>
	<u>Original</u>	<u>Final</u>		
Revenues:				
Income taxes	\$ 2,450,100	\$ 2,450,100	\$ 2,680,461	\$ 230,361
Special assessments	4,000	4,000	433	(3,567)
Charges for services.	330,053	389,453	328,709	(60,744)
Licenses and permits	80,345	80,345	92,728	12,383
Fines and forfeitures	30,000	30,000	31,764	1,764
Intergovernmental.	166,439	166,439	254,282	87,843
Investment income.	369,843	369,843	362,594	(7,249)
Other	5,584	5,584	9,349	3,765
Total revenues	<u>3,436,364</u>	<u>3,495,764</u>	<u>3,760,320</u>	<u>264,556</u>
Expenditures:				
Current:				
General government	1,157,946	1,177,258	956,681	220,577
Security of persons and property	2,846,592	2,858,342	2,662,218	196,124
Public health and welfare.	65,200	65,200	50,535	14,665
Community environment	127,906	128,866	111,744	17,122
Capital outlay	189,701	211,401	165,954	45,447
Total expenditures	<u>4,387,345</u>	<u>4,441,067</u>	<u>3,947,132</u>	<u>493,935</u>
Excess (deficiency) of revenues over (under) expenditures.	<u>(950,981)</u>	<u>(945,303)</u>	<u>(186,812)</u>	<u>758,491</u>
Other financing sources (uses):				
Sale of capital assets.	2,300	2,300	-	(2,300)
Advances in	-	-	885,000	885,000
Advances out.	-	-	(90,000)	(90,000)
Transfers out.	(94,585)	(94,704)	(94,704)	-
Other financing sources	2,400	2,400	3,957	1,557
Other financing uses.	<u>(3,000)</u>	<u>(3,000)</u>	<u>-</u>	<u>3,000</u>
Total other financing sources (uses)	<u>(92,885)</u>	<u>(93,004)</u>	<u>704,253</u>	<u>797,257</u>
Net change in fund balances	(1,043,866)	(1,038,307)	517,441	1,555,748
Fund balances at beginning of year (restated).	21,801	21,801	21,801	-
Prior year encumbrances appropriated	296,655	296,655	296,655	-
Fund balance (deficit) at end of year	<u>\$ (725,410)</u>	<u>\$ (719,851)</u>	<u>\$ 835,897</u>	<u>\$ 1,555,748</u>

SEE ACCOMPANYING NOTES TO THE BASIC FINANCIAL STATEMENTS

CITY OF CANFIELD, OHIO

STATEMENT OF REVENUES, EXPENDITURES AND CHANGES IN
 FUND BALANCE - BUDGET AND ACTUAL (NON-GAAP BUDGETARY BASIS)
 STREET CONSTRUCTION, MAINTENANCE AND REPAIR FUND
 FOR THE YEAR ENDED DECEMBER 31, 2012

	<u>Budgeted Amounts</u>		<u>Actual</u>	Variance with Final Budget Positive (Negative)
	<u>Original</u>	<u>Final</u>		
Revenues:				
Real and other taxes.	\$ 403,857	\$ 392,200	\$ 383,281	\$ (8,919)
Other local taxes.	62,000	62,000	62,727	727
Intergovernmental.	418,218	416,797	431,929	15,132
Investment income.	2,047	2,047	654	(1,393)
Other	100	100	1,043	943
Total revenues	<u>886,222</u>	<u>873,144</u>	<u>879,634</u>	<u>6,490</u>
Expenditures:				
Current:				
Transportation	686,831	687,081	457,905	229,176
Capital outlay	333,821	338,221	134,697	203,524
Total expenditures	<u>1,020,652</u>	<u>1,025,302</u>	<u>592,602</u>	<u>432,700</u>
Excess (deficiency) of revenues over (under) expenditures.	<u>(134,430)</u>	<u>(152,158)</u>	<u>287,032</u>	<u>439,190</u>
Other financing sources (uses):				
Sale of capital assets.	100	100	-	(100)
Transfers out.	-	(102,220)	(102,220)	-
Other financing sources	400	400	-	(400)
Total other financing sources (uses)	<u>500</u>	<u>(101,720)</u>	<u>(102,220)</u>	<u>(500)</u>
Net change in fund balances	(133,930)	(253,878)	184,812	438,690
Fund balances at beginning of year	858,068	858,068	858,068	-
Prior year encumbrances appropriated	15,125	15,125	15,125	-
Fund balance at end of year	<u>\$ 739,263</u>	<u>\$ 619,315</u>	<u>\$ 1,058,005</u>	<u>\$ 438,690</u>

SEE ACCOMPANYING NOTES TO THE BASIC FINANCIAL STATEMENTS

CITY OF CANFIELD, OHIO

STATEMENT OF NET POSITION
 PROPRIETARY FUNDS
 DECEMBER 31, 2012

	Business-type Activities - Enterprise Funds			
	Water	Sewer	Storm	Total
Assets:				
Current assets:				
Equity in pooled cash and cash equivalents . . .	\$ 821,900	\$ 1,734,552	\$ 276,791	\$ 2,833,243
Investments	2,854	-	-	2,854
Receivables:				
Accounts	311,301	359,537	43,733	714,571
Prepayments	14,607	5,513	1,375	21,495
Total current assets	<u>1,150,662</u>	<u>2,099,602</u>	<u>321,899</u>	<u>3,572,163</u>
Noncurrent assets:				
Capital assets:				
Land and construction in progress	96,701	59,145	741,871	897,717
Depreciable capital assets, net	5,490,908	3,928,132	5,373,621	14,792,661
Total capital assets, net	<u>5,587,609</u>	<u>3,987,277</u>	<u>6,115,492</u>	<u>15,690,378</u>
Total assets	<u>6,738,271</u>	<u>6,086,879</u>	<u>6,437,391</u>	<u>19,262,541</u>
Liabilities:				
Current liabilities:				
Accounts payable	3,701	4,214	4,214	12,129
Accrued wages and benefits payable	5,579	6,622	1,044	13,245
Due to other governments	7,566	82,547	1,225	91,338
Compensated absences payable - current	6,732	9,087	2,170	17,989
OPWC loans payable	-	41,166	-	41,166
Total current liabilities	<u>23,578</u>	<u>143,636</u>	<u>8,653</u>	<u>175,867</u>
Long-term liabilities:				
Compensated absences payable	2,794	2,792	-	5,586
OPWC loans payable	-	366,631	-	366,631
Total long-term liabilities	<u>2,794</u>	<u>369,423</u>	<u>-</u>	<u>372,217</u>
Total liabilities	<u>26,372</u>	<u>513,059</u>	<u>8,653</u>	<u>548,084</u>
Net position:				
Net investment in capital assets	5,587,609	3,579,480	6,115,492	15,282,581
Unrestricted	1,124,290	1,994,340	313,246	3,431,876
Total net position	<u>\$ 6,711,899</u>	<u>\$ 5,573,820</u>	<u>\$ 6,428,738</u>	<u>\$ 18,714,457</u>

SEE ACCOMPANYING NOTES TO THE BASIC FINANCIAL STATEMENTS

CITY OF CANFIELD, OHIO

STATEMENT OF REVENUES, EXPENSES AND
CHANGES IN NET POSITION
PROPRIETARY FUNDS
FOR THE YEAR ENDED DECEMBER 31, 2012

	Business-type Activities - Enterprise Funds			
	Water	Sewer	Storm	Total
Operating revenues:				
Charges for services	\$ 1,165,155	\$ 1,337,199	\$ 168,913	\$ 2,671,267
Other operating revenues	6,149	34	554	6,737
Total operating revenues.	<u>1,171,304</u>	<u>1,337,233</u>	<u>169,467</u>	<u>2,678,004</u>
Operating expenses:				
Personal services	192,616	227,378	32,154	452,148
Contract services.	987,913	775,877	7,357	1,771,147
Materials and supplies.	17,441	10,482	5,846	33,769
Depreciation.	202,167	144,686	146,406	493,259
Other	56,895	58,275	10,000	125,170
Total operating expenses.	<u>1,457,032</u>	<u>1,216,698</u>	<u>201,763</u>	<u>2,875,493</u>
Operating income (loss)	<u>(285,728)</u>	<u>120,535</u>	<u>(32,296)</u>	<u>(197,489)</u>
Nonoperating revenues:				
Intergovernmental	-	-	7,578	7,578
Total nonoperating revenues.	<u>-</u>	<u>-</u>	<u>7,578</u>	<u>7,578</u>
Income (loss) before capital contributions	(285,728)	120,535	(24,718)	(189,911)
Capital contributions.	<u>83,002</u>	<u>27,499</u>	<u>114,833</u>	<u>225,334</u>
Change in net position	(202,726)	148,034	90,115	35,423
Net position at beginning of year	<u>6,914,625</u>	<u>5,425,786</u>	<u>6,338,623</u>	<u>18,679,034</u>
Net position at end of year	<u>\$ 6,711,899</u>	<u>\$ 5,573,820</u>	<u>\$ 6,428,738</u>	<u>\$ 18,714,457</u>

SEE ACCOMPANYING NOTES TO THE BASIC FINANCIAL STATEMENTS

CITY OF CANFIELD, OHIO

STATEMENT OF CASH FLOWS
 PROPRIETARY FUNDS
 FOR THE YEAR ENDED DECEMBER 31, 2012

	Business-type Activities - Enterprise Funds			
	Water	Sewer	Storm	Total
Cash flows from operating activities:				
Cash received from sales/charges for services	\$ 1,161,854	\$ 1,369,025	\$ 168,890	\$ 2,699,769
Cash received from other operations	6,149	34	554	6,737
Cash payments for personal services	(187,902)	(222,125)	(31,814)	(441,841)
Cash payments for contractual services	(988,313)	(772,762)	(7,479)	(1,768,554)
Cash payments for materials and supplies	(17,441)	(10,482)	(5,846)	(33,769)
Cash payments for other expenses	(56,895)	(58,275)	(10,000)	(125,170)
Net cash provided by (used in) operating activities	<u>(82,548)</u>	<u>305,415</u>	<u>114,305</u>	<u>337,172</u>
Cash flows from noncapital financing activities:				
Cash received from grants and subsidies	-	-	170,088	170,088
Cash used in repayment of interfund loans	-	-	(140,000)	(140,000)
Net cash provided by (used in) noncapital financing activities	<u>-</u>	<u>-</u>	<u>30,088</u>	<u>30,088</u>
Cash flows from capital and related financing activities:				
Acquisition of capital assets	(168,881)	(156,172)	(46,736)	(371,789)
Principal retirement on OPWC loans	-	(41,166)	-	(41,166)
Net cash used in capital and related financing activities	<u>(168,881)</u>	<u>(197,338)</u>	<u>(46,736)</u>	<u>(412,955)</u>
Net increase (decrease) in cash and cash equivalents	(251,429)	108,077	97,657	(45,695)
Cash and cash equivalents at beginning of year	<u>1,073,329</u>	<u>1,626,475</u>	<u>179,134</u>	<u>2,878,938</u>
Cash and cash equivalents at end of year	<u>\$ 821,900</u>	<u>\$ 1,734,552</u>	<u>\$ 276,791</u>	<u>\$ 2,833,243</u>
Reconciliation of operating income (loss) to net cash provided by (used in) operating activities:				
Operating income (loss)	\$ (285,728)	\$ 120,535	\$ (32,296)	\$ (197,489)
Adjustments:				
Depreciation	202,167	144,686	146,406	493,259
Changes in assets and liabilities:				
Decrease (increase) in accounts receivable	(3,301)	31,825	(23)	28,501
Decrease (increase) in prepayments	(2,260)	(2,867)	(317)	(5,444)
Decrease in accounts payable	-	(2,285)	-	(2,285)
Increase in accrued wages and benefits	204	414	38	656
Increase in intergovernmental payable	2,571	8,354	98	11,023
Increase in compensated absences payable	3,799	4,753	399	8,951
Net cash provided by (used in) operating activities	<u>\$ (82,548)</u>	<u>\$ 305,415</u>	<u>\$ 114,305</u>	<u>\$ 337,172</u>

Non-cash Transactions:

The water fund purchased \$3,701 and \$338 in capital assets on account during 2012 and 2011, respectively.
 The sewer fund purchased \$4,214 and \$338 in capital assets on account during 2012 and 2011, respectively.
 The storm fund purchased \$4,214 and \$338 in capital assets on account during 2012 and 2011, respectively.
 The water, sewer, and storm funds received \$83,002, \$27,499 and \$114,833, respectively in capital contributions from governmental activities during 2012.

SEE ACCOMPANYING NOTES TO THE BASIC FINANCIAL STATEMENTS

CITY OF CANFIELD, OHIO

STATEMENT OF FIDUCIARY NET POSITION
 FIDUCIARY FUNDS
 DECEMBER 31, 2012

	<u>Private-Purpose Trust</u>	<u>Agency</u>
Assets:		
Current assets:		
Equity in pooled cash and cash equivalents	\$ 27,855	\$ 31,914
Total assets	<u>27,855</u>	<u>31,914</u>
Liabilities:		
Accounts payable	-	\$ 200
Due to students	-	31,714
Total liabilities.	<u>-</u>	<u>\$ 31,914</u>
Net position:		
Held in trust for scholarships	<u>27,855</u>	
Total net position	<u>\$ 27,855</u>	

SEE ACCOMPANYING NOTES TO THE BASIC FINANCIAL STATEMENTS

CITY OF CANFIELD, OHIO

STATEMENT OF CHANGES IN FIDUCIARY NET POSITION
FIDUCIARY FUNDS
FOR THE YEAR ENDED DECEMBER 31, 2012

	<u>Private-Purpose Trust</u>
Net position at beginning of year.	<u>\$ 27,855</u>
Net position at end of year	<u><u>\$ 27,855</u></u>

SEE ACCOMPANYING NOTES TO THE BASIC FINANCIAL STATEMENTS

CITY OF CANFIELD, OHIO

NOTES TO THE BASIC FINANCIAL STATEMENTS FOR THE YEAR ENDED DECEMBER 31, 2012

NOTE 1 - DESCRIPTION OF THE CITY

The City of Canfield (the "City") was incorporated under the laws of the State of Ohio in 1852, and adopted its first charter in 1968. The form of government provided in this Charter is known as the "Council-Manager Plan." The Charter provides for a council of five members consisting of the Mayor and four other persons elected from the City at large. All members of the Council are elected for overlapping terms of four years. The Mayor does not serve as President of the Council and does not have any veto power over the actions of the Council.

The Manager is appointed by the Council and is the chief executive, administrative and law enforcement officer of the City. The Director of Finance is appointed by the Manager, with the approval of Council. The Director of Finance is the fiscal officer of the City.

NOTE 2 - SUMMARY OF SIGNIFICANT ACCOUNTING POLICIES

The basic financial statements (BFS) of the City have been prepared in conformity with accounting principles generally accepted in the United States of America (GAAP) as applied to local governmental units. The Governmental Accounting Standards Board (GASB) is the accepted standard-setting body for establishing governmental accounting and financial principles. The most significant of the City's accounting policies are described below.

A. Reporting Entity

For financial reporting purposes, the City's BFS include all funds, agencies, boards, commissions, and departments for which the City is financially accountable. Financial accountability, as defined by the GASB, exists if the City appoints a voting majority of an organization's governing board and is either able to impose its will on that organization or there is a potential for the organization to provide specific financial benefits to, or impose specific burdens on, the City. The City may also be financially accountable for governmental organizations with a separately elected governing board, a governing board appointed by another government, or a jointly appointed board that is fiscally dependent on the City. The City also took into consideration other organizations for which the nature and significance of their relationship with the City are such that exclusion would cause the City's basic financial statements to be misleading or incomplete.

The primary government of the City consists of all funds, departments, boards, and agencies that are not legally separate from the City. For the City of Canfield, this includes police protection, street maintenance and repairs, planning and zoning, parks and recreation, water and wastewater. The operation of each of these activities is directly controlled by Council through the budgetary process.

Component units are legally separate organizations for which the City is financially accountable. The City is financially accountable for an organization if the City appoints a voting majority of the organization's governing board and (1) the City is able to significantly influence the programs or services performed or provided by the organization; or (2) the City is legally entitled to or can otherwise access the organization's resources; the City is legally obligated or has otherwise assumed the responsibility to finance deficits of, or provide financial support to, the organization. Component units may also include organizations that are fiscally dependent on the City in that the City approves the budget, the issuance of debt or the levying of taxes. The City has no component units.

CITY OF CANFIELD, OHIO

NOTES TO THE BASIC FINANCIAL STATEMENTS
FOR THE YEAR ENDED DECEMBER 31, 2012

NOTE 2 - SUMMARY OF SIGNIFICANT ACCOUNTING POLICIES - (Continued)

Prior to 1990, the Fire Department of Canfield was solely operated by the City. The Cardinal Joint Fire district is a jointly managed organization with the Township of Canfield. The City and Township appoint two each of the five member board. The fifth board member is selected by the other four members. The Cardinal Joint Fire District is supported by its own millage.

The Canfield City School District has been excluded from the reporting entity because the City is not financially accountable for this organization nor does the City approve the budget, the levying of taxes or the issuance of debt for this organization.

B. Basis of Presentation - Fund Accounting

The City's BFS consist of government-wide statements, including a statement of net position and a statement of activities, and fund financial statements which provide a more detailed level of financial information.

Government-wide Financial Statements - The statement of net position and the statement of activities display information about the City as a whole. These statements include the financial activities of the primary government, except for fiduciary funds. The statements distinguish between those activities of the City that are governmental and those that are considered business-type activities.

The statement of net position presents the financial condition of the governmental and business-type activities of the City at year-end. The statement of activities presents a comparison between direct expenses and program revenues for each program or function of the City's governmental activities and for the business-type activities of the City. Direct expenses are those that are specifically associated with a service, program or department and therefore clearly identifiable to a particular function. Program revenues include charges paid by the recipient of the goods or services offered by the program, grants and contributions that are restricted to meeting the operational or capital requirements of a particular program and interest earned on grants that is required to be used to support a particular program. Revenues which are not classified as program revenues are presented as general revenues of the City, with certain limited exceptions. The comparison of direct expenses with program revenues identifies the extent to which each business segment or governmental functions are self-financing or draw from the general revenues of the City.

Fund Financial Statements - During the year, the City segregates transactions related to certain City functions or activities in separate funds in order to aid financial management and to demonstrate legal compliance. Fund financial statements are designed to present financial information of the City at this more detailed level. The focus of governmental and enterprise fund financial statements is on major funds. Each major fund is presented in a separate column. Nonmajor funds are aggregated and presented in a single column. Fiduciary funds are reported by type.

C. Fund Accounting

The City uses funds to maintain its financial records during the year. A fund is defined as a fiscal and accounting entity with a self balancing set of accounts. There are three categories of funds: governmental, proprietary and fiduciary.

CITY OF CANFIELD, OHIO

NOTES TO THE BASIC FINANCIAL STATEMENTS
FOR THE YEAR ENDED DECEMBER 31, 2012

NOTE 2 - SUMMARY OF SIGNIFICANT ACCOUNTING POLICIES - (Continued)

Governmental Funds - Governmental funds are those through which most governmental functions typically are financed. Governmental fund reporting focuses on the sources, uses and balances of current financial resources. Expendable assets are assigned to the various governmental funds according to the purposes for which they may or must be used. Current liabilities are assigned to the fund from which they will be paid. The difference between governmental fund assets, deferred outflows, liabilities and deferred inflows is reported as fund balance. The following are the City's major governmental funds:

General Fund - The general fund is used to account for and report all financial resources not accounted for in another fund. The general fund balance is available for any purpose provided it is expended or transferred according to the general laws of Ohio. This includes, but is not limited to, police and fire protection, public health activities, cemetery, and the general administration of City functions.

Street Construction Maintenance and Repair Fund - This fund accounts for revenues generated from license and gasoline taxes to be used on local roads within the City.

N. Broad St. Safety Upgrade Fund - This fund was created to account for an Issue II grant capital project.

Other governmental funds of the City are used to account for (a) financial resources that are restricted, committed, or assigned to expenditures for capital outlays including the acquisition or construction of capital facilities and other capital assets, (b) specific revenue sources that are restricted or committed to an expenditure for specified purposes other than debt service or capital projects and (c) financial resources that are restricted, committed, or assigned to expenditure for principal and interest.

Proprietary Funds - Proprietary fund reporting focuses on changes in net position, financial position and cash flows.

Enterprise Funds - The enterprise funds may be used to account for any activity for which a fee is charged to external users for goods or services. The following are the City's major enterprise funds:

Water Fund - This fund accounts for the provision of water treatment and distribution to its residential and commercial users located within the City.

Sewer Fund - This fund accounts for the provision of sanitary sewer service to the residents and commercial users located within the City.

Storm Fund - This fund accounts for the provision of storm water services to the residents and commercial users located within the City.

CITY OF CANFIELD, OHIO

NOTES TO THE BASIC FINANCIAL STATEMENTS
FOR THE YEAR ENDED DECEMBER 31, 2012

NOTE 2 - SUMMARY OF SIGNIFICANT ACCOUNTING POLICIES - (Continued)

Fiduciary Funds - Fiduciary fund reporting focuses on net position and changes in net position. The fiduciary fund category is split into four classifications: pension trust funds, investment trust funds, private-purpose trust funds and agency funds. Trust funds are used to account for assets held by the City under a trust agreement for individuals, private organizations, or other governments and are therefore not available to support the City's own programs. The City's only trust fund is a private-purpose trust fund. Agency funds are custodial in nature (assets equal liabilities) and do not involve measurement of results of operations. The City has seven agency funds. The City's agency funds primarily account for mayor's court and deposits.

Private Purpose Trust Funds

Cemetery Endowment Fund - This fund accounts for endowments received by sale of lots and specific bequests. All monies of the fund shall be invested in any qualified investment as determined by the Ohio Revised Code, the City of Canfield's Charter and the Finance Director of the City of Canfield. The corpus of the Endowment Fund shall be used only for additional cemetery land acquisition or improvements necessary to expand the cemetery, and must be approved by a majority vote of Council.

Earnings from the Cemetery Endowment Fund may be transferred to the Cemetery Operating Fund and shall be used first to provide plantings, flowers and/or maintenance to those grave sites requiring same as a condition of a bequest. All other money shall be used for general care of the cemetery. Such care may include but not be limited to: (1) lawn and tree maintenance, replacement and additions; and (2) expenses involved with labor and equipment involved in (1).

D. Measurement Focus and Basis of Accounting

Government-wide Financial Statements - The government-wide financial statements are prepared using the economic resources measurement focus. All assets, deferred outflows, liabilities and deferred inflows associated with the operation of the City are included on the statement of net position.

Fund Financial Statements - All governmental funds are accounted for using a flow of current financial resources measurement focus. With this measurement focus, only current assets and current liabilities generally are included on the balance sheet. The statement of revenues, expenditures and changes in fund balances reports on the sources (i.e., revenues and other financing sources) and uses (i.e., expenditures and other financing uses) of current financial resources. This approach differs from the manner in which the governmental activities of the government-wide financial statements are prepared. Governmental fund financial statements therefore include a reconciliation with brief explanations to better identify the relationship between the government-wide statements and the financial statements for governmental funds.

Like the government-wide statements, all proprietary funds are accounted for on a flow of economic resources measurement focus. All assets, deferred outflows, liabilities and deferred inflows associated with the operation of these funds are included on the statement of net position. The statement of changes in fund net position presents increases (i.e., revenues) and decreases (i.e., expenses) in total net position. The statement of cash flows provides information about how the City finances and meets the cash flow needs of its proprietary activities.

CITY OF CANFIELD, OHIO

NOTES TO THE BASIC FINANCIAL STATEMENTS
FOR THE YEAR ENDED DECEMBER 31, 2012

NOTE 2 - SUMMARY OF SIGNIFICANT ACCOUNTING POLICIES - (Continued)

Proprietary funds distinguish operating revenues and expenses from nonoperating items. Operating revenues and expenses generally result from providing services and producing and delivering goods in connection with a proprietary fund's principal ongoing operation. The principal operating revenues of the City's proprietary funds are charges for sales and services. Operating expenses for the enterprise funds include personnel and other expenses related to the operations of the enterprise activities. All revenues and expenses not meeting these definitions are reported as nonoperating revenues and expenses.

E. Basis of Accounting

Basis of accounting determines when transactions are recorded in the financial records and reported on the financial statements. Government-wide financial statements are prepared using the accrual basis of accounting. Governmental funds use the modified accrual basis of accounting. Proprietary and agency funds use the accrual basis of accounting. Differences in the accrual and modified accrual basis of accounting arise in the recognition of revenue, the recording of deferred inflows and outflows and in the presentation of expenses versus expenditures.

Revenues - Exchange and Non-exchange Transactions - Revenue resulting from exchange transactions, in which each party gives and receives essentially equal value is recorded on the accrual basis when the exchange takes place. On a modified accrual basis, revenue is recorded in the fiscal year in which the resources are measurable and become available. Available means that the resources will be collected within the current fiscal year or are expected to be collected soon enough thereafter to be used to pay liabilities of the current fiscal year. For the City, available means expected to be received within sixty days after year-end.

Nonexchange transactions, in which the City receives value without directly giving equal value in return, include income taxes, property taxes, grants, entitlements and donations. On an accrual basis, revenue from income taxes is recognized in the period in which the income is earned (See Note 7). Revenue from property taxes is recognized in the year for which the taxes are levied (See Note 6). Revenue from grants, entitlements and donations is recognized in the year in which all eligibility requirements have been satisfied. Eligibility requirements include timing requirements, which specify the year when the resources are required to be used or the year when use is first permitted, matching requirements, in which the City must provide local resources to be used for a specified purpose, and expenditure requirements, in which the resources are provided to the City on a reimbursement basis. On a modified accrual basis, revenue from nonexchange transactions must also be available before it can be recognized.

Under the modified accrual basis, the following revenue sources are considered to be both measurable and available at year-end: income tax, state-levied locally shared taxes (including gasoline tax, local government funds and permissive tax), fines and forfeitures, fees and special assessments.

Deferred Inflows of Resources and Deferred Outflows of Resources - A deferred inflow of resources is an acquisition of net position by the City that is applicable to a future reporting period. A deferred outflow of resources is a consumption of net position by the City that is applicable to a future reporting period.

CITY OF CANFIELD, OHIO

NOTES TO THE BASIC FINANCIAL STATEMENTS
FOR THE YEAR ENDED DECEMBER 31, 2012

NOTE 2 - SUMMARY OF SIGNIFICANT ACCOUNTING POLICIES - (Continued)

Property taxes for which there is an enforceable legal claim as of December 31, 2012, but which were levied to finance 2013 operations, have been recorded as deferred inflows on both the government-wide and fund financial statements. Income taxes and special assessments not received within the available period, grants and entitlements received before the eligibility requirements are met, and delinquent property taxes due at December 31, 2012, are recorded as deferred inflows on the governmental fund financial statements.

On the governmental fund financial statements, receivables that will not be collected within the available period have been reported as deferred inflows.

Expenses/Expenditures - On the accrual basis of accounting, expenses are recognized at the time they are incurred.

The measurement focus of governmental fund accounting is on decreases in net financial resources (expenditures) rather than expenses. Expenditures are generally recognized in the accounting period in which the related fund liability is incurred, if measurable. Allocations of cost, such as depreciation and amortization, are not recognized in governmental funds.

F. Budgetary Data

The budgetary process is prescribed by provisions of the Ohio Revised Code and entails the preparation of budgetary documents within an established timetable. The major documents prepared are the tax budget, the certificate of estimated resources and the appropriations resolution, all of which are prepared on the budgetary basis of accounting. The certificate of estimated resources and the appropriations ordinance are subject to amendment throughout the year with the legal restriction that appropriations cannot exceed estimated resources, as certified. The legal level of budgetary control is at the object level within each department. Budgetary modifications may only be made by resolution of the City Council at the legal level of control.

Tax Budget - During the first Council meeting in July, the Manager presents the annual operating budget for the following fiscal year to City Council for consideration and passage. The adopted budget is submitted to the County Auditor, as Secretary of the County Budget Commission, by July 20 of each year, for the period January 1 to December 31 of the following year.

Estimated Resources - The County Budget Commission determines if the budget substantiates a need to levy all or part of previously authorized taxes and reviews estimated revenue. The Commission certifies its actions to the City by September 1. As part of this certification, the City receives the official certificate of estimated resources, which states the projected revenue of each fund. Prior to December 31, the City must revise its budget so that the total contemplated expenditures from any fund during the ensuing fiscal year will not exceed the amount available as stated in the certificate of estimated resources. The revised budget then serves as the basis for the annual appropriations measure. On or about January 1, the certificate of estimated resources is amended to include unencumbered cash balances at December 31 of the preceding year. The certificate may be further amended during the year if the City Finance Director determines, and the Budget Commission agrees, that an estimates need to be either increased or decreased.

CITY OF CANFIELD, OHIO

NOTES TO THE BASIC FINANCIAL STATEMENTS
FOR THE YEAR ENDED DECEMBER 31, 2012

NOTE 2 - SUMMARY OF SIGNIFICANT ACCOUNTING POLICIES - (Continued)

Appropriations - A temporary appropriation ordinance to control expenditures may be passed on or about January 1 of each year for the period January 1 to March 31. An annual appropriation ordinance must be passed by April 1 of each year for the period January 1 to December 31. The appropriation ordinance fixes spending authority at the fund, department, and object level. The appropriation ordinance may be amended during the year as new information becomes available, provided that total fund appropriations do not exceed current estimated resources, as certified. The allocation of appropriations among departments and objects within a fund may be modified during the year by an ordinance of Council.

Lapsing of Appropriations - At the close of each year, the unencumbered balance of each appropriation reverts to the respective fund from which it was appropriated and becomes subject to future appropriations. Encumbrances are carried forward and are not reappropriated as part of the subsequent year appropriations.

G. Encumbrances

Encumbrance accounting, under which purchase orders, contracts, and other commitments for the expenditure of monies are recorded in order to reserve that portion of the applicable appropriation, is utilized during the year for budget control purposes. Encumbrances outstanding at year-end are reported as expenditures under the City's budgetary basis of accounting. For GAAP reporting purposes, encumbrances outstanding at year-end are reported in restricted, committed, or assigned fund balance for governmental funds since they do not constitute expenditures or liabilities.

H. Cash and Cash Equivalents

To improve cash management, cash received by the City is pooled. Monies for all funds, including proprietary funds, are maintained in this pool. Individual fund integrity is maintained through the City's records. Each fund's interest in the pool is presented as "equity in pooled cash and cash equivalents" on the financial statements.

During 2012, investments were limited to a repurchase agreement, investments in State Treasury Asset Reserve of Ohio (STAR Ohio), and common stock. Except for nonparticipating investment contracts, investments are reported at fair value which is based on quoted market prices. Nonparticipating investment contracts such as repurchase agreements are reported at cost.

The City has invested funds in the State Treasury Asset Reserve of Ohio (STAR Ohio) during 2012. STAR Ohio is an investment pool managed by the State Treasurer's Office that allows governments within the State to pool their funds for investment purposes. STAR Ohio is not registered with the SEC as an investment company, but does operate in a manner consistent with Rule 2a7 of the Investment Company Act of 1940. Investments in STAR Ohio are valued at STAR Ohio's shares price which is the price the investment could be sold for on December 31, 2012.

While common stock is not an allowable investment according to Ohio Statute, the City has received stock as a donation from Wheeling Pittsburgh. No public funds were used to acquire this stock.

Interest income is distributed to the funds according to charter and statutory requirements. Interest revenue earned and credited to the general fund during 2012 amounted to \$27,964, which included \$24,218 assigned from other funds of the City.

CITY OF CANFIELD, OHIO

NOTES TO THE BASIC FINANCIAL STATEMENTS
FOR THE YEAR ENDED DECEMBER 31, 2012

NOTE 2 - SUMMARY OF SIGNIFICANT ACCOUNTING POLICIES - (Continued)

For purposes of the statement of cash flows and for presentation on the statement of net position, investments of the cash management pool and investments with original maturities of three months or less at the time they are purchased by the City, are considered to be cash equivalents. Investments with maturities greater than three months at the time of purchase are reported as investments.

An analysis of the City’s investment account at year-end is provided in Note 4.

I. Capital Assets

General capital assets are those assets not specifically related to activities reported in the proprietary funds. These assets generally result from expenditures in the governmental funds. These assets are reported in the governmental activities column of the government-wide statement of net position but are not reported in the fund financial statements. Capital assets utilized by the proprietary funds are reported both in the business-type activities column of the government-wide statement of net position and in the respective funds.

All capital assets are capitalized at cost (or estimated historical cost) and updated for additions and retirements during the year. Donated capital assets are recorded at their fair market values as of the date received. The City increased the capitalization threshold from \$100 to \$500 during 2012 for all assets other than software, trees, street signs, and grants that require the reporting of all assets regardless of cost. The City’s infrastructure consists of bridges, culverts, curbs, sidewalks, storm sewers, streets, irrigation systems, and water and sewer lines. Improvements are capitalized; the costs of normal maintenance and repairs that do not add to the value of the asset or materially extend an asset’s life are not. If interest is incurred during the construction of capital assets, it will be capitalized for the business-type activities.

All reported capital assets are depreciated except for land and construction in progress. Improvements are depreciated over the remaining useful lives of the related capital assets. Useful lives for infrastructure were estimated based on the City’s historical records of necessary improvements and replacement. Depreciation is computed using the straight-line method over the following useful lives:

<u>Description</u>	<u>Governmental Activities Estimated Lives</u>	<u>Business-type Activities Estimated Lives</u>
Improvements Other Than Buildings	7-20 years	7-20 years
Buildings	50 years	50 years
Equipment	3-20 years	3-20 years
Vehicles	5 years	5 years
Infrastructure	50-75 years	-
Water and Sewer Lines	-	50 years

J. Compensated Absences

The City reports compensated absences in accordance with the provisions of GASB Statement No. 16, “Accounting for Compensated Absences”. Vacation benefits are accrued as a liability as the benefits are earned if the employees’ rights to receive compensation are attributed to services already rendered and it is probable that the City will compensate the employees for the benefits through paid time off or some other means. The City records a liability for accumulated unused vacation time when earned for all employees.

CITY OF CANFIELD, OHIO

NOTES TO THE BASIC FINANCIAL STATEMENTS
FOR THE YEAR ENDED DECEMBER 31, 2012

NOTE 2 - SUMMARY OF SIGNIFICANT ACCOUNTING POLICIES - (Continued)

Sick leave benefits are accrued as liability using the vesting method. The liability is based on the sick leave accumulated at December 31 by those employees who are currently eligible to receive termination payments and by those employees for whom it is probable they will become eligible to receive termination benefits in the future. The City records a liability for accumulated unused sick comp and vacation time at year end for all employees eligible to receive comp and vacation. Department heads do not receive payment for comp time. The sick liability is reported after an employee becomes eligible to retire and has ten years of continuous service with the City.

The entire compensated absence liability is reported on the government-wide financial statements.

On governmental fund financial statements, compensated absences are recognized as liabilities and expenditures to the extent payments come due each period upon the occurrence of employee resignations and retirements. These amounts are recorded in the account "compensated absences payable" in the fund from which the employees who have accumulated leave are paid. The noncurrent portion of the liability is not reported. For proprietary funds, the entire amount of compensated absences is reported as a fund liability.

K. Accrued Liabilities and Long-Term Obligations

All payables, accrued liabilities and long-term obligations are reported in the government-wide financial statements, and all payables, accrued liabilities and long-term obligations payable from proprietary funds are reported on the proprietary fund financial statements.

In general, governmental fund payables and accrued liabilities that, once incurred, are paid in a timely manner and in full from current financial resources, are reported as obligations of the funds. However, claims and judgments and compensated absences that will be paid from governmental funds are reported as a liability in the fund financial statements only to the extent that they are due for payment during the current year. Bonds and loans are recognized as a liability on the governmental fund financial statements when due.

L. Interfund Balances

On fund financial statements, receivables and payables resulting from short-term interfund loans are classified as "interfund loans receivable/payable". These amounts are eliminated in the governmental and business-type activities columns of the statement of net position, except for any net residual amounts due between governmental and business-type activities, which are presented as internal balances.

M. Interfund Activity

Transfers between governmental and business-type activities on the government-wide statements are reported in the same manner as general revenues.

Exchange transactions between funds are reported as revenues in the seller funds and as expenditures/expenses in the purchaser funds. Flows of cash or goods from one fund to another without a requirement for repayment are reported as interfund transfers. Interfund transfers are reported as other financing sources/uses in governmental funds and after nonoperating revenues/expenses in proprietary funds. Repayments from funds responsible for particular expenditures/expenses to the funds that initially paid for them are not presented on the BFS.

CITY OF CANFIELD, OHIO

NOTES TO THE BASIC FINANCIAL STATEMENTS
FOR THE YEAR ENDED DECEMBER 31, 2012

NOTE 2 - SUMMARY OF SIGNIFICANT ACCOUNTING POLICIES - (Continued)

N. Prepayments

Payments made to vendors for services that will benefit periods beyond December 31, 2012, are recorded as prepaid items using the consumption method by recording a current asset for the prepaid amount and reflecting the expenditure/expense in the year in which services are consumed.

O. Fund Balance

Fund balance is divided into five classifications based primarily on the extent to which the City is bound to observe constraints imposed upon the use of the resources in the governmental funds. The classifications are as follows:

Nonspendable - The nonspendable fund balance classification includes amounts that cannot be spent because they are not in spendable form or legally required to be maintained intact. The “not in spendable form” criterion includes items that are not expected to be converted to cash. It also includes the long-term amount of loans receivable in the general fund.

Restricted - Fund balance is reported as restricted when constraints are placed on the use of resources that are either externally imposed by creditors (such as through debt covenants), grantors, contributors, or laws or regulations of other governments, or imposed by law through constitutional provisions or enabling legislation.

Committed - The committed fund balance classification includes amounts that can be used only for the specific purposes imposed by a formal action (ordinance) of City Council (the highest level of decision making authority). Those committed amounts cannot be used for any other purpose unless City Council removes or changes the specified use by taking the same type of action (ordinance) it employed to previously commit those amounts. Committed fund balance also incorporates contractual obligations to the extent that existing resources in the fund have been specifically committed for use in satisfying those contractual requirements.

Assigned - Amounts in the assigned fund balance classification are intended to be used by the City for specific purposes but do not meet the criteria to be classified as restricted nor committed. In governmental funds other than the general fund, assigned fund balance represents the remaining amount that is not restricted or committed. In the general fund, assigned amounts represent intended uses established by policies of City Council, which includes giving the Finance Director the authority to constrain monies for intended purposes.

Unassigned - Unassigned fund balance is the residual classification for the general fund and includes all spendable amounts not contained in the other classifications. In other governmental funds, the unassigned classification is only used to report a deficit fund balance resulting from overspending for specific purposes for which amounts had been restricted, committed, or assigned.

The City applies restricted resources first when expenditures are incurred for purposes for which restricted and unrestricted (committed, assigned, and unassigned) fund balance is available. Similarly, within unrestricted fund balance, committed amounts are reduced first followed by assigned, and then unassigned amounts when expenditures are incurred for purposes for which amounts in any of the unrestricted fund balance classifications could be used.

CITY OF CANFIELD, OHIO

**NOTES TO THE BASIC FINANCIAL STATEMENTS
FOR THE YEAR ENDED DECEMBER 31, 2012**

NOTE 2 - SUMMARY OF SIGNIFICANT ACCOUNTING POLICIES - (Continued)

P. Estimates

The preparation of the BFS in conformity with GAAP requires management to make estimates and assumptions that affect the amounts reported in the BFS and accompanying notes. Actual results may differ from those estimates.

Q. Contributions of Capital

Contributions of capital in proprietary fund financial statements arise from outside contributions of capital assets, tap-in fees to the extent they exceed the cost of the connection to the system, or from grants or outside contributions of resources restricted to capital acquisition and construction. Capital contributions are reported as revenue in the proprietary fund financial statements.

R. Net Position

Net position represents the difference between assets plus deferred outflows and liabilities plus deferred inflows. Net position invested in capital assets, net of related debt consists of capital assets, net of accumulated depreciation, reduced by the outstanding balances of any borrowing used for the acquisition, construction or improvement of those assets. Net position are reported as restricted when there are limitations imposed on their use either through the enabling legislation adopted by the City or through external restrictions imposed by creditors, grantors or laws or regulations of other governments. Police Department assets acquired through the trust funds are restricted to law enforcement use.

The City applies restricted resources when an expense is incurred for purposes for which both restricted and unrestricted net position is available.

S. Operating Revenues and Expenses

Operating revenues are those revenues that are generated directly from the primary activity of the proprietary funds. For the City, these revenues are charges for services for water, sewer and storm water programs. Operating expenses are necessary costs incurred to provide the good or service that is the primary activity of the fund.

T. Extraordinary and Special Items

Extraordinary items are transactions or events that are both unusual in nature and infrequent in occurrence. Special items are transactions or events that are within the control of the City Council and that are either unusual in nature or infrequent in occurrence.

U. Total Column

A total column is presented on the entity-wide statement of net position and statement of activities. The storm water improvement OPWC loans have been included in net investment in capital assets in the total column on the statement of net position. The storm water improvement OPWC loans have been excluded from net investment in capital assets in the governmental activities and the business-type activities on the statement of net position.

CITY OF CANFIELD, OHIO

NOTES TO THE BASIC FINANCIAL STATEMENTS FOR THE YEAR ENDED DECEMBER 31, 2012

NOTE 3 - ACCOUNTABILITY AND COMPLIANCE

A. Change in Accounting Principles

For 2012, the City has implemented GASB Statement No. 60, "Accounting and Financial Reporting for Service Concession Arrangements", GASB Statement No. 62, "Codification of Accounting and Financial Reporting Guidance Contained in Pre-November 30, 1989 FASB and AICPA pronouncements", GASB Statement No. 63, "Financial Reporting of Deferred Outflows of Resources, Deferred Inflows of Resources, and Net Position", and GASB Statement No. 65, "Items Previously Reported as Assets and Liabilities".

GASB Statement No. 60 addresses issues related to service concession arrangements (SCAs), which are a type of public-private or public-public partnership. An SCA is an arrangement between a transferor (a government) and an operator (governmental or nongovernmental entity) in which (1) the transferor conveys to an operator the right and related obligation to provide services through the use of infrastructure or another public asset (a "facility") in exchange for significant consideration and (2) the operator collects and is compensated by fees from third parties. The implementation of GASB Statement No. 60 did not have an effect on the financial statements of the City.

GASB Statement No. 62 codifies accounting and financial reporting guidance contained in pre-November 30, 1989 FASB and AICPA pronouncements in an effort to codify all sources of GAAP for State and local governments so that they derive from a single source. The implementation of GASB Statement No. 62 did not have an effect on the financial statements of the City.

GASB Statement No. 63 provides financial and reporting guidance for *deferred outflows of resources* and *deferred inflows of resources* which are financial statement elements that are distinct from assets and liabilities. GASB Statement No. 63 standardizes the presentation of deferred outflows of resources and deferred inflows of resources and their effects on a government's *net position*. The implementation of GASB Statement No. 63 has changed the presentation of the City's financial statements to incorporate the concepts of net position, deferred outflows of resources and deferred inflows of resources.

GASB Statement No. 65 establishes accounting and financial reporting standards that reclassify, as *deferred outflows of resources* or *deferred inflows of resources*, certain items that were previously reported as assets and liabilities and recognizes, as outflows of resources or inflows of resources, certain items that were previously reported as assets and liabilities. GASB Statement No. 65 also provides other financial reporting guidance related to the impact of the financial statement elements *deferred outflows of resources* and *deferred inflows of resources*, such as changes in the determination of the major fund calculations and limiting the use of the term *deferred* in financial statement presentations. The implementation of GASB Statement No. 65 did not have an effect on the financial statements of the City.

CITY OF CANFIELD, OHIO

NOTES TO THE BASIC FINANCIAL STATEMENTS
FOR THE YEAR ENDED DECEMBER 31, 2012

NOTE 3 - ACCOUNTABILITY AND COMPLIANCE - (Continued)

B. Budgetary Prior Period Adjustment

In prior years certain funds that are legally budgeted in separate funds were considered part of the general fund on a budgetary basis. In accordance with Auditor of State Bulletin 2011-004, the City has restated the beginning unencumbered fund balance of the general fund to report only the legally budgeted general fund in the budgetary statement. The restatement of the general fund's budgetary-basis fund balance at December 31, 2011 is as follows:

Budgetary Basis	<u>General Fund</u>
Balance at December 31, 2011	\$ 120,287
Funds budgeted elsewhere	<u>(98,486)</u>
Restated balance at January 1, 2012	<u>\$ 21,801</u>

NOTE 4 - EQUITY IN POOLED CASH AND CASH EQUIVALENTS AND INVESTMENTS

The City maintains a cash and investment pool used by all funds. Each fund type's portion of this pool is displayed on the financial statements as "equity in pooled cash and cash equivalents." Statutes require the classification of monies held by the City into three categories:

Active Monies: those monies required to be kept in a "cash" or "near-cash" status for immediate use by the City. Such monies must by law be maintained either as cash in the City treasury; in depository accounts payable or withdrawable on demand; including negotiable order of withdrawal (NOW) account; or in money market deposit accounts.

Inactive Monies: those monies not required for use within the current five year period of designation of depositories. Inactive monies may be deposited or invested as certificates of deposit maturing not later than the end of the current period of designation of depositories or as savings or deposit accounts including, but not limited to, passbook accounts.

Interim Monies: those monies which are not needed for immediate use, but which will be needed before the end of the current period of designation of depositories. Interim monies must be evidenced by time certificates of deposit maturing not more than one year from the date of deposit accounts including passbook accounts.

Interim monies may be deposited or invested in the following securities:

1. United States Treasury Notes, Bills, Bonds, or any other obligation or security issued by the United States Treasury or any other obligation guaranteed as to principal or interest by the United States;
2. Bonds, notes, debentures, or any other obligations or securities issued by any federal government agency or instrumentality, including but not limited to, the Federal National Mortgage Association, Federal Home Loan Bank, Federal Farm Credit Bank, Federal Home Loan Mortgage Corporation, Government National Mortgage Association, and Student Loan Marketing Association. All federal agency securities shall be direct issuances of federal government agencies or instrumentalities;

CITY OF CANFIELD, OHIO

NOTES TO THE BASIC FINANCIAL STATEMENTS
FOR THE YEAR ENDED DECEMBER 31, 2012

NOTE 4 - EQUITY IN POOLED CASH AND CASH EQUIVALENTS AND INVESTMENTS - (Continued)

3. Written repurchase agreements in the securities listed above provided that the market value of the securities subject to the repurchase agreement must exceed the principal value of the agreement by at least two percent and be marked to market daily, and that the term of the agreement must not exceed thirty days;
4. Bonds and other obligations of the State of Ohio;
5. No-load money market mutual funds consisting exclusively of obligations described in items (1) or (2) and repurchase agreements secured by such obligations, provided that investments in securities described in this division are made only through eligible institutions;
6. The State Treasurer's investment pool (STAR Ohio);
7. Certain banker's acceptance and commercial paper notes for a period not to exceed one hundred eighty days from the purchase date in an amount not to exceed twenty-five percent of the interim monies available for investment at any one time: and,
8. Under limited circumstances, corporate debt interests rated in either of the two highest classifications by at least two nationally recognized rating agencies.

The City may also invest any monies not required to be used for a period of six months or more in the following:

1. Bonds of the State of Ohio;
2. Bonds of any municipal corporation, village, county, township, or other political subdivision of this State, as to which there is no default of principal, interest, or coupons; and,
3. Obligations of the City.

Protection of the City's deposits is provided by the Federal Deposit Insurance Corporation (FDIC), by eligible securities pledged by the financial institution as security for repayment, by surety company bonds deposited with the Finance Director by the financial institution or by a single collateral pool established by the financial institution to secure the repayment of all public monies deposited with the institution.

Investments in stripped principal or interest obligations, reverse repurchase agreements and derivatives are prohibited. The issuance of taxable notes for the purpose of arbitrage, the use of leverage and short selling are also prohibited. An investment must mature within five years from the date of purchase unless matched to a specific obligation or debt of the City, and must be purchased with the expectation that it will be held to maturity. Investments may only be made through specified dealers and institutions. Payment for investments may be made only upon delivery of the securities representing the investments to the Treasurer or, if the securities are not represented by a certificate, upon receipt of confirmation of transfer from the custodian.

CITY OF CANFIELD, OHIO

NOTES TO THE BASIC FINANCIAL STATEMENTS
FOR THE YEAR ENDED DECEMBER 31, 2012

NOTE 4 - EQUITY IN POOLED CASH AND CASH EQUIVALENTS AND INVESTMENTS - (Continued)

A. Deposits with Financial Institutions

At December 31, 2012, the carrying amount of all City deposits was \$(139,607), exclusive of the \$6,333,380 in repurchase agreements included in investments below. A liability was not recorded for the negative carrying amount of deposits because there was no actual overdraft, due to the “zero-balance” nature of City’s bank accounts. The negative carrying amount of deposits is due to the sweeping of monies into overnight repurchase agreements which are reported as “investments”. Based on the criteria described in GASB Statement No. 40, “Deposits and Investment Risk Disclosures”, as of December 31, 2012, the City’s entire bank balance of \$48,707 was covered by FDIC.

B. Investments

As of December 31, 2012 the City had the following investments and maturities:

<u>Investment type</u>	<u>Fair Value</u>	<u>Investment Maturities</u> 6 months or less
Wheeling Pittsburgh Stock	\$ 2,854	\$ -
Repurchase Agreements	6,333,380	6,333,380
STAR Ohio	<u>1,928</u>	<u>1,928</u>
Total	<u>\$ 6,338,162</u>	<u>\$ 6,335,308</u>

Interest Rate Risk: As a means of limiting its exposure to fair value losses arising from rising interest rates and according to state law, the City’s investment policy limits investment portfolio maturities to five years or less.

Credit Risk: STAR Ohio carries a rating of AAAM by Standard & Poor’s. Ohio law requires that STAR Ohio maintain the highest rating provided by at least one nationally recognized standard service rating. The City’s federal agency securities that underlie the repurchase agreement were rated AA+ and Aaa by Standard & Poor’s and Moody’s Investor Services, respectively.

Custodial Credit Risk: For an investment, custodial credit risk is the risk that, in the event of the failure of the counterparty, the City will not be able to recover the value of its investments or collateral securities that are in the possession of an outside party. Of the City’s \$6,333,380 investment in repurchase agreements, the entire balance is collateralized by underlying securities that are held by the investment’s counterparty, not in the name of the City. Ohio law requires the market value of the securities subject to repurchase agreements must exceed the principal value of securities subject to a repurchase agreement by 2%. The City has no investment policy dealing with investment custodial risk beyond the requirement in State statute that prohibits payment for investments prior to the delivery of the securities representing such investments to the treasurer or qualified trustee.

CITY OF CANFIELD, OHIO

NOTES TO THE BASIC FINANCIAL STATEMENTS
FOR THE YEAR ENDED DECEMBER 31, 2012

NOTE 4 - EQUITY IN POOLED CASH AND CASH EQUIVALENTS AND INVESTMENTS - (Continued)

Concentration of Credit Risk: The City places no limit on the amount that may be invested in any one issuer. The following table includes the percentage of each investment type held by the City at December 31, 2012:

<u>Investment type</u>	<u>Fair Value</u>	<u>% to Total</u>
Wheeling Pittsburgh Stock	\$ 2,854	0.05%
Repurchase Agreements	6,333,380	99.92%
STAR Ohio	<u>1,928</u>	<u>0.03%</u>
Total	<u>\$ 6,338,162</u>	<u>100.00%</u>

C. Reconciliation of Cash and Investment to the Statement of Net Position

The following is a reconciliation of cash and investments as reported in the note above to cash and investments as reported on the statement of net position as of December 31, 2012:

<u>Cash and investments per note</u>	
Carrying amount of deposits	\$ (139,607)
Investments	6,338,162
Cash on hand	<u>1,710</u>
Total	<u>\$ 6,200,265</u>

<u>Cash and investments per statement of net position</u>	
Governmental activities	\$ 3,304,399
Business type activities	2,836,097
Private purpose trust funds	27,855
Agency funds	<u>31,914</u>
Total	<u>\$ 6,200,265</u>

NOTE 5 - INTERFUNDS

A. Interfund transfers for the year ended December 31, 2012, consisted of the following, as reported on the fund financial statements:

Transfer to Nonmajor Governmental Funds from the General Fund	\$ 94,704
Transfer to Nonmajor Governmental Funds from the Street C M & R fund	<u>102,220</u>
Total Transfers	<u>\$ 196,924</u>

Transfers are used to (1) move revenues from the fund that statute or budget required to collect them to the fund that statute or budget requires to expend them, (2) move receipts restricted to debt service from the funds collecting the receipts to the debt service fund as debt service payments become due, and (3) use unrestricted revenues collected in the general fund to finance various programs accounted for in other funds in accordance with budgetary authorizations.

All transfers were made in compliance with Ohio Revised Code Sections 5705.14, 5705.15 and 5705.16.

CITY OF CANFIELD, OHIO

NOTES TO THE BASIC FINANCIAL STATEMENTS
FOR THE YEAR ENDED DECEMBER 31, 2012

NOTE 5 - INTERFUNDS - (Continued)

- B.** Interfund loans consisted of the following at December 31, 2012, as reported on the fund financial statements.

Receivable Fund	Payable Fund	Amount
General fund	Nonmajor governmental fund	\$ 90,000

These balances resulted from the lag time between the dates that (1) interfund goods and services are provided, (2) transactions are recorded in the accounting system, and (3) payments between funds are made.

NOTE 6 - PROPERTY TAXES

Property taxes include amounts levied against all real and public utility property located in the City. Taxes collected from real property taxes (other than public utility) in one calendar year are levied in the preceding calendar year on the assessed value as of January 1 of that preceding year, the lien date. Assessed values are established by the County Auditor at 35 percent of appraised market value. All property is required to be revaluated every six years. Real property taxes are payable annually or semi-annually. If paid annually, payment is due December 31; if paid semi-annually, the first payment is due December 31, with the remainder payable by June 20. Under certain circumstances, State statute permits later payment dates to be established.

Public utility real and tangible personal property taxes collected in one calendar year are levied in the preceding calendar year on assessed values determined as of December 31 of the second year preceding the tax collection year, the lien date. Public utility tangible personal property is assessed at varying percentages of true value; public utility real property is assessed at 35 percent of true value. 2012 public utility property taxes became a lien December 31, 2011, are levied after October 1, 2012, and are collected in 2013 with real property taxes. Public utility property taxes are payable on the same dates as real property taxes described previously.

The County Treasurer collects property taxes on behalf of all taxing districts in the County, including the City of Canfield. The County Auditor periodically remits to the City its portion of the taxes collected. Property taxes receivable represents real property taxes, public utility taxes, delinquent tangible personal property taxes and other outstanding delinquencies which are measurable as of December 31, 2012 and for which there is an enforceable legal claim. In the governmental funds, the current portion receivable has been offset by a deferred inflow since the current taxes were not levied to finance 2012 operations and the collection of delinquent taxes has been offset by a deferred inflow since the collection of the taxes during the available period is not subject to reasonable estimation. On a full accrual basis, collectible delinquent property taxes have been recorded as a receivable and revenue while on a modified accrual basis the revenue is considered a deferred inflow.

CITY OF CANFIELD, OHIO

**NOTES TO THE BASIC FINANCIAL STATEMENTS
FOR THE YEAR ENDED DECEMBER 31, 2012**

NOTE 6 - PROPERTY TAXES - (Continued)

The full tax rate for all City operations for the year ended December 31, 2012 was \$3.00 per \$1,000 of assessed value. The assessed values of real and tangible personal property upon which 2012 property tax receipts were based are as follows:

Real Property	
Residential/Agricultural	\$ 166,894,120
Commercial/Industrial/Mineral	26,295,050
Public Utility	
Real	<u>3,133,380</u>
Total Assessed Value	<u>\$ 196,322,550</u>

NOTE 7 - LOCAL INCOME TAX

The City levies a municipal income tax of one percent as follows:

Resident - Individuals 18 years of age and over pay the tax on income from all sources no matter where derived. The following is taxable, but is not limited to, gross salaries, gross wages, commissions, tips, gratuities and other compensation. The tax is paid on earnings, payments, bonuses, commissions, and fees received by professionals, brokers and independent contractors and the net profits from businesses, rents and farms. Also taxable is income from Sub S Corp., and partnerships. Royalties and gambling winnings over \$5,000 are taxable.

Residents who pay another city income tax are given a credit of ½ of 1% of the wage on which the other city tax is paid.

Resident business - Businesses located within the City must withhold the 1% tax on the gross compensation of all employees 18 years of age and older. They must also provide copies of all 1099 Miscellaneous Income Forms issued since the tax is not withheld on that compensation. Taxes are paid on the net profit of the business.

Non-Resident - Taxes are paid on income and wages earned from a business located in the City. The employer must withhold the City income tax on the wages paid all employees. Income earned while working within the city limits is taxable to the City and the employer (even when located outside of the City) must withhold the city tax on these wages. Independent contractors pay on earnings, payments, bonuses, commissions and/or fees received. Since they are not employees, the tax is not withheld by an employer and they file and pay their own taxes.

Non-Resident Business - The tax is withheld on the individuals working within the City limits. Taxes are paid on the net profit of the portion of the business conducted within the City of Canfield or for the City of Canfield.

Income tax proceeds are received by the general fund.

CITY OF CANFIELD, OHIO

**NOTES TO THE BASIC FINANCIAL STATEMENTS
FOR THE YEAR ENDED DECEMBER 31, 2012**

NOTE 8 - RECEIVABLES

Receivables at December 31, 2012, consisted of taxes, accounts (billings for user charged services), special assessments, and intergovernmental receivables arising from grants, entitlements, and shared revenue. All intergovernmental receivables have been classified as “due from other governments” on the BFS. Receivables have been recorded to the extent that they are measurable at December 31, 2012.

A summary of the principal items of receivables reported on the statement of net position follows:

Governmental Activities:

Income taxes	\$ 633,805
Real and other taxes	555,543
Accounts	121,838
Special assessments	21,618
Due from other governments	503,685

Business-type Activities:

Accounts	714,571
----------	---------

Receivables have been disaggregated on the face of the BFS. The only receivable not expected to be collected within the subsequent year are the special assessments which are collected over the life of the assessment. The special assessments are for street lighting which is billed and paid every year. The payment is behind by one year, similar to real and other taxes.

CITY OF CANFIELD, OHIO

NOTES TO THE BASIC FINANCIAL STATEMENTS
FOR THE YEAR ENDED DECEMBER 31, 2012

NOTE 9 - CAPITAL ASSETS

Capital asset activity for governmental activities for the year ended December 31, 2012, was as follows:

<u>Governmental Activities:</u>	Balance 01/01/2012	Additions	Disposals	Balance 12/31/2012
<i>Capital assets, not being depreciated:</i>				
Land	\$ 2,312,599	\$ 71,009	\$ -	\$ 2,383,608
Construction in progress	151,094	611,458	(14,142)	748,410
Total capital assets, not being depreciated	<u>2,463,693</u>	<u>682,467</u>	<u>(14,142)</u>	<u>3,132,018</u>
<i>Capital assets, being depreciated:</i>				
Buildings	3,113,842	41,315	-	3,155,157
Land improvements	72,434	-	(33,144)	39,290
Equipment	3,676,574	284,439	(658,304)	3,302,709
Infrastructure	14,444,449	188,545	(90,685)	14,542,309
Total capital assets, being depreciated	<u>21,307,299</u>	<u>514,299</u>	<u>(782,133)</u>	<u>21,039,465</u>
<i>Less: accumulated depreciation:</i>				
Buildings	(1,857,578)	(80,700)	-	(1,938,278)
Land improvements	(36,373)	(2,427)	-	(38,800)
Equipment	(2,214,207)	(228,659)	570,651	(1,872,215)
Infrastructure	(6,338,285)	(251,295)	39,328	(6,550,252)
Total accumulated depreciation	<u>(10,446,443)</u>	<u>(563,081)</u>	<u>609,979</u>	<u>(10,399,545)</u>
Total capital assets, being depreciated, net	<u>10,860,856</u>	<u>(48,782)</u>	<u>(172,154)</u>	<u>10,639,920</u>
Governmental activities capital assets, net	<u>\$ 13,324,549</u>	<u>\$ 633,685</u>	<u>\$ (186,296)</u>	<u>\$ 13,771,938</u>

CITY OF CANFIELD, OHIO

NOTES TO THE BASIC FINANCIAL STATEMENTS
FOR THE YEAR ENDED DECEMBER 31, 2012

NOTE 9 - CAPITAL ASSETS - (Continued)

Depreciation expense was charged to functions/programs of the City as follows:

Governmental activities:

General Government	\$ 90,262
Security of Persons and Property	147,303
Public Health and Welfare	3,365
Leisure Time Activities	12,854
Community Environment	2,873
Transportation	<u>306,424</u>
Total Depreciation Expense - Governmental Activities	<u>\$ 563,081</u>

CITY OF CANFIELD, OHIO

NOTES TO THE BASIC FINANCIAL STATEMENTS
FOR THE YEAR ENDED DECEMBER 31, 2012

NOTE 9 - CAPITAL ASSETS - (Continued)

Capital asset activity for business-type activities for the year ended December 31, 2012, was as follows:

<u>Business-type Activities:</u>	Balance 1/1/2012	Additions	Disposals	Balance 12/31/2012
<i>Capital assets, not being depreciated:</i>				
Land	\$ 21,297	\$ -	\$ -	\$ 21,297
Construction in progress	1,085,093	269,452	(478,125)	876,420
Total capital assets, not being depreciated	<u>1,106,390</u>	<u>269,452</u>	<u>(478,125)</u>	<u>897,717</u>
<i>Capital assets, being depreciated:</i>				
Buildings	1,547,674	321,149	-	1,868,823
Equipment	506,064	32,105	(23,545)	514,624
Infrastructure	22,385,771	473,243	(437,508)	22,421,506
Total capital assets, being depreciated	<u>24,439,509</u>	<u>826,497</u>	<u>(461,053)</u>	<u>24,804,953</u>
<i>Less: accumulated depreciation:</i>				
Buildings	(662,088)	(32,650)	-	(694,738)
Equipment	(338,816)	(35,566)	21,317	(353,065)
Infrastructure	(8,969,596)	(425,043)	430,150	(8,964,489)
Total accumulated depreciation	<u>(9,970,500)</u>	<u>(493,259)</u>	<u>451,467</u>	<u>(10,012,292)</u>
Total capital assets, being depreciated, net	<u>14,469,009</u>	<u>333,238</u>	<u>(9,586)</u>	<u>14,792,661</u>
Business-type activities capital assets, net	<u>\$ 15,575,399</u>	<u>\$ 602,690</u>	<u>\$ (487,711)</u>	<u>\$ 15,690,378</u>

Depreciation expense was charged to functions/programs of the City as follows:

<u>Business-type activities:</u>	
Water	\$ 202,167
Sewer	144,686
Storm	<u>146,406</u>
Total depreciation expense - business-type activities	<u>\$ 493,259</u>

CITY OF CANFIELD, OHIO

NOTES TO THE BASIC FINANCIAL STATEMENTS
FOR THE YEAR ENDED DECEMBER 31, 2012

NOTE 10 - VACATION AND SICK LEAVE LIABILITY

The criteria for determining vacation and sick leave benefits are derived from negotiated agreements and State laws. Employees earn ten to thirty days of vacation per year, depending upon length of service. Earned unused vacation time up to a maximum of 200 hours is paid upon termination of employment. Employees earn sick leave at a rate of ten (10) hours per month. Sick leave accrual is continuous, up to 2,000 hours. Upon retirement or death, an employee with 10 years of continuous service can be paid an amount equal to one-fourth (1/4) the total number of accumulated, unused sick hours, not to exceed the maximum of 500 hours. As of December 31, 2012, the liability for unpaid compensated absences was \$241,048 for the entire City.

NOTE 11 - LONG-TERM OBLIGATIONS

A. During 2012, the following activity occurred in governmental activities long-term obligations:

Governmental Activities:	<u>Date of Issue</u>	<u>Interest Rate</u>	<u>Balance 01/01/2012</u>	<u>Additions</u>	<u>Retirements</u>	<u>Balance 12/31/2012</u>	<u>Amounts Due in One Year</u>
<u>OPWC Loans:</u>							
Brookpark Storm Water Imp.	1994	0.00%	\$ 6,821	\$ -	\$ (2,728)	\$ 4,093	\$ 2,728
Hillside Storm Water Imp	1994	0.00%	15,744	-	(7,872)	7,872	7,872
Court St. Area Storm Water Imp.	2000	0.00%	<u>121,706</u>	<u>-</u>	<u>(14,319)</u>	<u>107,387</u>	<u>14,318</u>
Total OPWC Loans			<u>144,271</u>	<u>-</u>	<u>(24,919)</u>	<u>119,352</u>	<u>24,918</u>
<u>General Obligation Bonds:</u>							
Red Gate Land Acquisition	2011	3.60%	<u>1,000,000</u>	<u>-</u>	<u>(127,686)</u>	<u>872,314</u>	<u>132,514</u>
Total G.O. Bonds			<u>1,000,000</u>	<u>-</u>	<u>(127,686)</u>	<u>872,314</u>	<u>132,514</u>
<u>Other Long-Term Obligations:</u>							
Compensated Absences			<u>171,981</u>	<u>236,884</u>	<u>(191,392)</u>	<u>217,473</u>	<u>207,819</u>
Total governmental activities long-term obligations			<u>\$ 1,316,252</u>	<u>\$ 236,884</u>	<u>\$ (343,997)</u>	<u>\$ 1,209,139</u>	<u>\$ 365,251</u>

Compensated absences reported in the statement of net position will be paid from the fund from which the employee's salaries are paid. Property taxes are used to pay the GO bonds and OPWC loans in the Governmental Funds.

CITY OF CANFIELD, OHIO

NOTES TO THE BASIC FINANCIAL STATEMENTS
FOR THE YEAR ENDED DECEMBER 31, 2012

NOTE 11 - LONG-TERM OBLIGATIONS - (Continued)

The following is the summary of the City's future annual debt service and interest requirements for governmental fund obligations:

Year Ending December 31,	OPWC Loans			General Obligation Bonds		
	Principal	Interest	Total	Principal	Interest	Total
2013	\$ 24,918	\$ -	\$ 24,918	\$ 132,514	\$ 30,025	\$ 162,539
2014	15,683	-	15,683	137,417	25,122	162,539
2015	14,318	-	14,318	142,502	20,037	162,539
2016	14,318	-	14,318	147,728	14,811	162,539
2017	14,318	-	14,318	153,241	9,298	162,539
2018 - 2020	35,797	-	35,797	158,912	3,627	162,539
	<u>\$ 119,352</u>	<u>\$ -</u>	<u>\$ 119,352</u>	<u>\$ 872,314</u>	<u>\$ 102,920</u>	<u>\$ 975,234</u>

B. During 2012, the following activity occurred in the City's business-type long-term liabilities:

Business-Type Activities	Date of Issue	Interest Rate	Balance 1/1/2012	Additions	Retirements	Balance 12/31/2012	Amounts
							Due in One Year
<u>OPWC Loans:</u>							
Sawmill Sanitary Main Replacement	2002	0.00%	\$ 171,109	\$ -	\$ (18,012)	\$ 153,097	\$ 18,012
Sawmill Sanitary Main Lining	2003	0.00%	277,854	-	(23,154)	254,700	23,154
Total OPWC Loans			448,963	-	(41,166)	407,797	41,166
<u>Other Long-Term Obligations:</u>							
Compensated absences			14,624	25,733	(16,782)	23,575	17,989
Total business-type activities long-term obligations			<u>\$ 463,587</u>	<u>\$ 25,733</u>	<u>\$ (57,948)</u>	<u>\$ 431,372</u>	<u>\$ 59,155</u>

User charges and impact fees are used to pay the OPWC Loans reported in the enterprise funds.

The following is the summary of the City's future annual debt service and interest requirements for business-type activities obligations:

Year Ending December 31,	OPWC Loans		
	Principal	Interest	Total
2013	\$ 41,166	\$ -	\$ 41,166
2014	41,166	-	41,166
2015	41,166	-	41,166
2016	41,166	-	41,166
2017	41,165	-	41,165
2018 - 2022	178,813	-	178,813
2023	23,155	-	23,155
	<u>\$ 407,797</u>	<u>\$ -</u>	<u>\$ 407,797</u>

CITY OF CANFIELD, OHIO

NOTES TO THE BASIC FINANCIAL STATEMENTS
FOR THE YEAR ENDED DECEMBER 31, 2012

NOTE 11 - LONG-TERM OBLIGATIONS - (Continued)

C. Legal Debt Margin

The Ohio Revised Code provides that the net debt of a municipal corporation, whether or not approved by the electors, shall not exceed 10.5% of the total value of all property in the municipal corporation as listed and assessed for taxation. In addition, the unvoted net debt of municipal corporations cannot exceed 5.5% of the total taxation value of property. The statutory limitations on debt are measured by a direct ratio of net debt to tax valuation and expressed in terms of a percentage. At December 31, 2012, the City's total debt margin was \$19,980,486 and the unvoted debt margin was \$10,167,756.

NOTE 12 - RISK MANAGEMENT

The City is exposed to various risks of loss related to torts: theft of, damage to, and the destruction of assets; errors and omissions; injuries to employees; and natural disasters. During 2012, the City contracted with several companies for various types of insurance as follows:

City of Canfield Insurance Policies:

<u>Company</u>	<u>Type of Coverage</u>	<u>Deductible</u>
Argonaut Insurance Company	General Liability	None
	Umbrella Liability	None
	General Property Insurance	500
	Commercial Inland Marine	500
	Commercial Property	1,000
	Commercial Automobile-Comprehensive	1,000
	Commercial Automobile-Collision	1,000
	Commercial Automobile-Liability	None
	Employment Practices Liability	10,000
	Law Enforcement Liability	10,000
	Public Officials Liability	10,000
Western Surety/ State Auto Insurance Company	Bond- Employee & Officials	None

No settlements exceeded the insurance coverage in the last three years. There has been no significant reduction in coverage from the prior year.

CITY OF CANFIELD, OHIO

NOTES TO THE BASIC FINANCIAL STATEMENTS
FOR THE YEAR ENDED DECEMBER 31, 2012

NOTE 13 - PENSION PLANS

A. Ohio Public Employees Retirement System

Plan Description - The City participates in the Ohio Public Employees Retirement System (OPERS). OPERS administers three separate pension plans. The Traditional Pension Plan is a cost-sharing, multiple-employer defined benefit pension plan. The Member-Directed Plan is a defined contribution plan in which the member invests both member and employer contributions (employer contributions vest over five years at 20% per year). Under the Member-Directed Plan, members accumulate retirement assets equal to the value of the member and vested employer contributions plus any investment earnings. The Combined Plan is a cost-sharing, multiple-employer defined benefit pension plan that has elements of both a defined benefit and a defined contribution plan. Under the Combined Plan, employer contributions are invested by the retirement system to provide a formula retirement benefit similar to the Traditional Pension Plan benefit. Member contributions, whose investment is self-directed by the member, accumulate retirement assets in a manner similar to the Member-Directed Plan.

OPERS provides retirement, disability, survivor and death benefits and annual cost of living adjustments to members of the Traditional Pension and the Combined Plans. Members of the Member-Directed Plan do not qualify for ancillary benefits. Authority to establish and amend benefits is provided by Chapter 145 of the Ohio Revised Code. OPERS issues a stand-alone financial report which may be obtained by visiting <https://www.opers.org/investments/cafr.shtml>, writing to OPERS, Attention: Finance Director, 277 E. Town St., Columbus, OH 43215-4642 or by calling (614) 222-5601 or (800) 222-7377.

Funding Policy - The Ohio Revised Code provides statutory authority for member and employer contributions. For 2012, member and contribution rates were consistent across all three plans. The 2012 member contribution rates were 10.00% for members. The City's contribution rate for 2012 was 14.00% of covered payroll.

The City's contribution rate for pension benefits for members in the Traditional Plan for 2012 was 10.00%. The City's contribution rate for pension benefits for members in the Combined Plan for 2012 was 7.95%. The City's required contributions for pension obligations to the Traditional Pension and Combined Plans for the years ended December 31, 2012, 2011, and 2010 were \$144,514, \$187,166, and \$175,430, respectively; 90.90% has been contributed for 2012 and 100% has been contributed for 2011 and 2010. The remaining 2012 pension liability has been reported as due to other governments on the basic financial statements. Contributions to the member-directed plan for 2012 were \$5,347 made by the City and \$3,819 made by the plan members.

B. Ohio Police and Fire Pension Fund

Plan Description - The City contributes to the Ohio Police and Fire Pension Fund (OP&F), a cost-sharing multiple-employer defined benefit pension plan. OP&F provides retirement and disability benefits, annual cost-of-living adjustments, and death benefits to plan members and beneficiaries. Benefit provisions are established by the Ohio State Legislature and are codified in Chapter 742 of the Ohio Revised Code. OP&F issues a publicly available financial report that includes financial statements and required supplementary information for the plan. That report may be obtained by writing to the OP&F, 140 East Town Street, Columbus, Ohio 43215-5164 or by visiting the website at www.op-f.org.

CITY OF CANFIELD, OHIO

**NOTES TO THE BASIC FINANCIAL STATEMENTS
FOR THE YEAR ENDED DECEMBER 31, 2012**

NOTE 13 - PENSION PLANS - (Continued)

Funding Policy - Plan members are required to contribute 10.0% of their annual covered salary, while the City is required to contribute 19.50% and 24.00% for police officers and firefighters, respectively. Contribution rates are established by State statute. For 2012, the portion of the City's contributions to fund pension obligations was 12.75% for police officers. The City's required contributions for pension obligations to OP&F for the years ended December 31, 2012, 2011 and 2010 were \$151,456, \$192,923 and \$188,210, respectively. The full amount has been contributed for 2011 and 2010. 92.75% has been contributed for 2012.

NOTE 14 - POSTRETIREMENT BENEFIT PLANS

A. Ohio Public Employees Retirement System

Plan Description - OPERS maintains a cost-sharing multiple employer defined benefit post-employment healthcare plan, which includes a medical plan, prescription drug program and Medicare Part B premium reimbursement, to qualifying members of both the Traditional Pension and the Combined Plans. Members of the Member-Directed Plan do not qualify for ancillary benefits, including post-employment health care coverage.

To qualify for post-employment health care coverage, age-and-service retirees under the Traditional Pension and Combined Plans must have ten years or more of qualifying Ohio service credit. The Ohio Revised Code permits, but does not mandate, OPERS to provide OPEB benefits to its eligible members and beneficiaries. Authority to establish and amend benefits is provided in Chapter 145 of the Ohio Revised Code.

Disclosures for the healthcare plan are presented separately in the OPERS financial report which may be obtained by visiting <https://www.opers.org/investments/cafr.shtml>, writing to OPERS, Attention: Finance Director, 277 E. Town St., Columbus, OH 43215-4642 or by calling (614) 222-5601 or (800) 222-7377.

Funding Policy - The post-employment healthcare plan was established under, and is administered in accordance with, Internal Revenue Code Section 401(h). State statute requires that public employers fund post-employment healthcare through contributions to OPERS. A portion of each employer's contribution to the Traditional or Combined Plans is set aside for the funding of post-employment health care.

Employer contribution rates are expressed as a percentage of the covered payroll of active employees. In 2012, local government employers contributed 14.00% of covered payroll. Each year the OPERS' Retirement Board determines the portion of the employer contribution rate that will be set aside for the funding of the postemployment health care benefits. The portion of employer contributions allocated to fund post-employment healthcare for members in the Traditional Plan for 2012 was 4.00%. The portion of employer contributions allocated to fund post-employment healthcare for members in the Combined Plan for 2012 was 6.05%.

The OPERS Retirement Board is also authorized to establish rules for the payment of a portion of the health care benefits provided, by the retiree or their surviving beneficiaries. Payment amounts vary depending on the number of covered dependents and the coverage selected. Active members do not make contributions to the post-employment healthcare plan.

CITY OF CANFIELD, OHIO

**NOTES TO THE BASIC FINANCIAL STATEMENTS
FOR THE YEAR ENDED DECEMBER 31, 2012**

NOTE 14 - POSTRETIREMENT BENEFIT PLANS - (Continued)

The City's contributions allocated to fund post-employment health care benefits for the years ended December 31, 2012, 2011, and 2010 were \$59,403, \$53,149, and \$63,412, respectively; 90.90% has been contributed for 2012 and 100% has been contributed for 2011 and 2010. The remaining 2012 post-employment health care benefits liability has been reported as due to other governments on the basic financial statements.

Changes to the health care plan were adopted by the OPERS Board of Trustees on September 19, 2012, with a transition plan commencing January 1, 2014. With the recent passage of pension legislation under State Bill 343 and the approved health care changes, OPERS expects to be able to consistently allocate 4 percent of the employer contributions toward the health care fund after the end of the transition period.

B. Ohio Police and Fire Pension Fund

Plan Description - The City contributes to the OP&F Pension Fund sponsored health care program, a cost-sharing multiple-employer defined postemployment health care plan administered by OP&F. OP&F provides healthcare benefits including coverage for medical, prescription drugs, dental, vision, Medicare Part B Premium and long term care to retirees, qualifying benefit recipients and their eligible dependents.

OP&F provides access to post-employment health care coverage to any person who receives or is eligible to receive a monthly service, disability or survivor benefit check or is a spouse or eligible dependent child of such person.

The Ohio Revised Code allows, but does not mandate OP&F to provide OPEB benefits. Authority for the OP&F Board of Trustees to provide health care coverage to eligible participants and to establish and amend benefits is codified in Chapter 742 of the Ohio Revised Code.

OP&F issues a publicly available financial report that includes financial statements and required supplementary information for the plan. That report may be obtained by writing to the OP&F, 140 East Town Street, Columbus, Ohio 43215-5164 or by visiting the website at www.op-f.org.

Funding Policy - The Ohio Revised Code provides for contribution requirements of the participating employers and of plan members to the OP&F (defined benefit pension plan). Participating employers are required to contribute to the pension plan at rates expressed as percentages of the payroll of active pension plan members, currently, 19.50% and 24.00% of covered payroll for police and fire employers, respectively. The Ohio Revised Code states that the employer contribution may not exceed 19.50% of covered payroll for police employer units and 24.00% of covered payroll for fire employer units. Active members do not make contributions to the OPEB Plan.

OP&F maintains funds for health care in two separate accounts, one account is for health care benefits under an Internal Revenue Code Section 115 trust and the other account is for Medicare Part B reimbursements administered as an Internal Revenue Code Section 401(h) account, both of which are within the defined benefit pension plan, under the authority granted by the Ohio Revised Code to the OP&F Board of Trustees.

CITY OF CANFIELD, OHIO

**NOTES TO THE BASIC FINANCIAL STATEMENTS
FOR THE YEAR ENDED DECEMBER 31, 2012**

NOTE 14 - POSTRETIREMENT BENEFIT PLANS - (Continued)

The Board of Trustees is authorized to allocate a portion of the total employer contributions made into the pension plan into the Section 115 trust and the Section 401(h) account as the employer contribution for retiree health care benefits. For the year ended December 31, 2012, the employer contribution allocated to the health care plan was 6.75% of covered payroll. The amount of employer contributions allocated to the health care plan each year is subject to the Trustees' primary responsibility to ensure that the pension benefits are adequately funded and is limited by the provisions of Sections 115 and 401(h).

The OP&F Board of Trustees also is authorized to establish requirements for contributions to the health care plan by retirees and their eligible dependents, or their surviving beneficiaries. Payment amounts vary depending on the number of covered dependents and the coverage selected.

The City's contributions to OP&F which were allocated to fund post-employment healthcare benefits for police officers for the years ended December 31, 2012, 2011 and 2010 were \$80,183, \$66,790 and \$65,150, respectively. The full amount has been contributed for 2011 and 2010. 92.75% has been contributed for 2012

NOTE 15 - BUDGETARY BASIS OF ACCOUNTING

While the City is reporting financial position, results of operations and changes in fund balance on the basis of generally accepted accounting principles (GAAP), the budgetary basis as provided by law is based upon accounting for certain transactions on a basis of cash receipts, disbursements and encumbrances. The Statement of Revenues, Expenditures and Changes in Fund Balances - Budget and Actual (Non-GAAP Budgetary Basis) presented for the general fund and street construction, maintenance and repair major special revenue fund is presented on the budgetary basis to provide a meaningful comparison of actual results with the budget. The major differences between the budget basis and GAAP basis are as follows:

1. Revenues are recorded when received in cash (budget) as opposed to when susceptible to accrual (GAAP).
2. Expenditures/expenses are recorded when paid in cash (budget) as opposed to when the liability is incurred (GAAP).
3. In order to determine compliance with Ohio law, and to reserve that portion of the applicable appropriation, total outstanding encumbrances (budget basis) are recorded as the equivalent of an expenditure, as opposed to assigned, restricted, or committed fund balance for that portion of outstanding encumbrances not already recognized as an account payable (GAAP basis);
3. Unreported cash represents amounts received but not included as revenue on the budget basis operating statements. These amounts are included as revenue on the GAAP basis operating statement.
4. Investments are reported at fair value (GAAP basis) rather than cost (budget basis); and,
5. Some funds are included in the general fund (GAAP basis), but have separate legally adopted budgets (budget basis).

CITY OF CANFIELD, OHIO

NOTES TO THE BASIC FINANCIAL STATEMENTS
FOR THE YEAR ENDED DECEMBER 31, 2012

NOTE 15 - BUDGETARY BASIS OF ACCOUNTING - (Continued)

The following table summarizes the adjustments necessary to reconcile the GAAP basis statements (as reported in the fund financial statements) to the budgetary basis statements for all governmental funds for which a budgetary basis statement is presented:

	<u>General</u>	<u>Street Construction Maintenance and Repair</u>
Budget basis	\$ 517,441	\$ 184,812
Net adjustment for revenue accruals	(335,416)	(1,753)
Net adjustment for expenditure accruals	(54,056)	(15,039)
Net adjustment for other sources/uses	(798,957)	-
Funds budgeted elsewhere	(12,635)	-
Adjustment for encumbrances	<u>225,932</u>	<u>42,895</u>
GAAP basis	<u>\$ (457,691)</u>	<u>\$ 210,915</u>

Certain funds that are legally budgeted in separate special revenue funds are considered part of the general fund on a GAAP basis. This includes the self-insurance fund and the unclaimed monies fund.

NOTE 16 - CONTINGENCIES

A. Grants

The City receives significant financial assistance from numerous federal and state agencies in the form of grants. The disbursement of funds received under these programs generally requires compliance with terms and conditions specified in the grant agreements and is subject to audit by the grantor agencies. Any disallowed claims resulting from such audits could become a liability of the general fund or other applicable funds. However, in the opinion of management, any such disallowed claims will not have a material effect on any of the financial statements of the individual fund types included herein or on the overall financial position of the City at December 31, 2012.

B. Litigation

The City is party to legal proceedings. The City management is of the opinion that the ultimate disposition of various claims and legal proceeds will not have a material effect, if any, on the financial condition of the City.

CITY OF CANFIELD, OHIO

NOTES TO THE BASIC FINANCIAL STATEMENTS
FOR THE YEAR ENDED DECEMBER 31, 2012

NOTE 17 - FUND BALANCE

Fund balance is classified as nonspendable, restricted, committed, assigned and/or unassigned based primarily on the extent to which the City is bound to observe constraints imposed upon the use of resources in the governmental funds. The constraints placed on fund balance for the major governmental funds and all other governmental funds are presented below:

Fund balance	General	Street Construction, Maintenance and Repair	N. Broad St. Safety Upgrade	Nonmajor Governmental Funds	Total Governmental Funds
Nonspendable:					
Prepays	\$ 69,028	\$ 8,892	\$ -	\$ 2,166	\$ 80,086
Unclaimed Monies	2,259	-	-	-	2,259
Permanent fund	-	-	-	72,400	72,400
Total nonspendable	<u>71,287</u>	<u>8,892</u>	<u>-</u>	<u>74,566</u>	<u>154,745</u>
Restricted:					
Security of persons and property	-	-	-	80,983	80,983
Public health and welfare	-	1,156,650	-	20,560	1,177,210
Transportation	-	-	-	108,891	108,891
Capital outlay	-	-	10,710	43,483	54,193
Debt Service	-	-	-	105,321	105,321
Other purposes	-	-	-	107,752	107,752
Total restricted	<u>-</u>	<u>1,156,650</u>	<u>10,710</u>	<u>466,990</u>	<u>1,634,350</u>
Committed:					
General government	2,782	-	-	120,551	123,333
Leisure time activities	-	-	-	298,399	298,399
Total committed	<u>2,782</u>	<u>-</u>	<u>-</u>	<u>418,950</u>	<u>421,732</u>
Assigned:					
General government	77,955	-	-	-	77,955
Security of persons and property	126,904	-	-	-	126,904
Community environment	5,299	-	-	-	5,299
Capital outlay	12,731	-	-	4,829	17,560
Subsequent year appropriations	664,722	-	-	-	664,722
Total assigned	<u>887,611</u>	<u>-</u>	<u>-</u>	<u>4,829</u>	<u>892,440</u>
Unassigned	<u>458,645</u>	<u>-</u>	<u>-</u>	<u>-</u>	<u>458,645</u>
Total fund balances	<u>\$ 1,420,325</u>	<u>\$ 1,165,542</u>	<u>\$ 10,710</u>	<u>\$ 965,335</u>	<u>\$ 3,561,912</u>

CITY OF CANFIELD, OHIO

**NOTES TO THE BASIC FINANCIAL STATEMENTS
FOR THE YEAR ENDED DECEMBER 31, 2012**

NOTE 18 - LAND LEASE AGREEMENT

In fiscal year 1993, the City entered into a land lease for the use of land from the Canfield Board of Education for the operation, maintenance, and repair of a water storage tank. The term of the lease is 99 years commencing May 1, 1993 and ending April 30, 2092, unless otherwise terminated or extended as permitted by the agreement. The City shall pay Canfield Board of Education \$3,000 annually with adjustments based on the consumer price index every ten years. The current payment is \$3,000. The Canfield Board of Education retains title to the property.

NOTE 19 - OTHER COMMITMENTS

The City utilizes encumbrance accounting as part of its budgetary controls. Encumbrances outstanding at year end may be reported as part of restricted, committed, or assigned classifications of fund balance. At year end, the City's commitments for encumbrances in the governmental funds were as follows:

<u>Fund</u>	<u>Year-End Encumbrances</u>
General	\$ 231,189
Street Construction, Maintenance and Repair	42,895
N Broad St Safety Upgrade	10,710
Other Governmental	<u>58,598</u>
Total	<u>\$ 343,392</u>



Dave Yost • Auditor of State

INDEPENDENT AUDITOR'S REPORT ON INTERNAL CONTROL OVER FINANCIAL REPORTING AND ON COMPLIANCE AND OTHER MATTERS REQUIRED BY GOVERNMENT AUDITING STANDARDS

City of Canfield
Mahoning County
104 Lisbon Street
Canfield, Ohio 44406

To the Members of Council:

We have audited, in accordance with auditing standards generally accepted in the United States and the Comptroller General of the United States' *Government Auditing Standards*, the financial statements of the governmental activities, the business-type activities, each major fund, and the aggregate remaining fund information of the City of Canfield, Mahoning County, (the City) as of and for the year ended December 31, 2012, and the related notes to the financial statements, which collectively comprise the City's basic financial statements and have issued our report thereon dated September 5, 2014.

Internal Control Over Financial Reporting

As part of our financial statement audit, we considered the City's internal control over financial reporting (internal control) to determine the audit procedures appropriate in the circumstances to the extent necessary to support our opinion on the financial statements, but not to the extent necessary to opine on the effectiveness of the City's internal control. Accordingly, we have not opined on it.

A *deficiency in internal control* exists when the design or operation of a control does not allow management or employees, when performing their assigned functions, to prevent, or detect and timely correct misstatements. A *material weakness* is a deficiency, or combination of internal control deficiencies resulting in a reasonable possibility that internal control will not prevent or detect and timely correct a material misstatement of the City's financial statements. A *significant deficiency* is a deficiency, or a combination of deficiencies, in internal control that is less severe than a material weakness, yet important enough to merit attention by those charged with governance.

Our consideration of internal control was for the limited purpose described in the first paragraph of this section and was not designed to identify all internal control deficiencies that might be material weaknesses or significant deficiencies. Given these limitations, we did not identify any deficiencies in internal control that we consider material weaknesses. However, unidentified material weaknesses may exist.

Compliance and Other Matters

As part of reasonably assuring whether the City's financial statements are free of material misstatement, we tested its compliance with certain provisions of laws, regulations, contracts, and grant agreements, noncompliance with which could directly and materially affect the determination of financial statement amounts. However, opining on compliance with those provisions was not an objective of our audit and accordingly, we do not express an opinion. The results of our tests disclosed no instances of noncompliance or other matters we must report under *Government Auditing Standards*.

Purpose of this Report

This report only describes the scope of our internal control and compliance testing and our testing results, and does not opine on the effectiveness of the City's internal control or on compliance. This report is an integral part of an audit performed under *Government Auditing Standards* in considering the City's internal control and compliance. Accordingly, this communication is not suitable for any other purpose.

A handwritten signature in black ink that reads "Dave Yost". The signature is written in a cursive style with a large, looping "Y" and "O".

Dave Yost
Auditor of State
Columbus, Ohio

September 5, 2014



Dave Yost • Auditor of State

CITY OF CANFIELD

MAHONING COUNTY

CLERK'S CERTIFICATION

This is a true and correct copy of the report which is required to be filed in the Office of the Auditor of State pursuant to Section 117.26, Revised Code, and which is filed in Columbus, Ohio.

Susan Babbitt

CLERK OF THE BUREAU

**CERTIFIED
NOVEMBER 20, 2014**