



Dave Yost • Auditor of State

**GARAWAY LOCAL SCHOOL DISTRICT
TUSCARAWAS COUNTY**

TABLE OF CONTENTS

TITLE	PAGE
Independent Auditor's Report	1
Management's Discussion and Analysis.....	5
Basic Financial Statements:	
Government-Wide Financial Statements:	
Statement of Net Position	15
Statement of Activities.....	16
Fund Financial Statements:	
Balance Sheet – Governmental Funds	17
Reconciliation of Total Governmental Fund Balances to Net Position of Governmental Activities.....	18
Statement of Revenues, Expenditures and Changes in Fund Balances – Governmental Funds.....	19
Reconciliation of the Statement of Revenues, Expenditures and Changes in Fund Balances of Governmental Funds to the Statement of Activities.....	20
Statement of Revenues, Expenditures and Changes in Fund Balance – Budget and Actual (Non-GAAP Budgetary Basis) – General Fund	21
Statement of Fund Net Position – Proprietary Fund	22
Statement of Revenues, Expenses, and Changes in Net Position – Proprietary Fund.....	23
Statement of Cash Flows – Proprietary Fund	24
Statement of Fiduciary Assets and Liabilities – Fiduciary Fund	25
Notes to the Basic Financial Statements.....	26
Federal Awards Receipts and Expenditures Schedule.....	57
Notes to the Federal Awards Receipts and Expenditures Schedule	58
Independent Auditor's Report on Internal Control Over Financial Reporting and on Compliance and Other Matters Required by <i>Government Auditing Standards</i>	59
Independent Auditor's Report on Compliance with Requirements Applicable to Each Major Federal Program and on Internal Control Over Compliance Required by OMB Circular A-133	61
Schedule of Findings.....	63
Independent Auditor's Report on Applying Agreed-Upon Procedure	65

This page intentionally left blank.



Dave Yost • Auditor of State

INDEPENDENT AUDITOR'S REPORT

Garaway Local School District
Tuscarawas County
146 Dover Road NW
Sugarcreek, Ohio 44681

To the Board of Education:

Report on the Financial Statements

We have audited the accompanying financial statements of the governmental activities, each major fund, and the aggregate remaining fund information of the Garaway Local School District, Tuscarawas County, Ohio (the District), as of and for the year ended June 30, 2013, and the related notes to the financial statements, which collectively comprise the District's basic financial statements as listed in the table of contents.

Management's Responsibility for the Financial Statements

Management is responsible for preparing and fairly presenting these financial statements in accordance with accounting principles generally accepted in the United States of America; this includes designing, implementing, and maintaining internal control relevant to preparing and fairly presenting financial statements that are free from material misstatement, whether due to fraud or error.

Auditor's Responsibility

Our responsibility is to opine on these financial statements based on our audit. We audited in accordance with auditing standards generally accepted in the United States of America and the financial audit standards in the Comptroller General of the United States' *Government Auditing Standards*. Those standards require us to plan and perform the audit to reasonably assure the financial statements are free from material misstatement.

An audit requires obtaining evidence about financial statement amounts and disclosures. The procedures selected depend on our judgment, including assessing the risks of material financial statement misstatement, whether due to fraud or error. In assessing those risks, we consider internal control relevant to the District's preparation and fair presentation of the financial statements in order to design audit procedures that are appropriate in the circumstances, but not to the extent needed to opine on the effectiveness of the District's internal control. Accordingly, we express no opinion. An audit also includes evaluating the appropriateness of management's accounting policies and the reasonableness of their significant accounting estimates, as well as our evaluation of the overall financial statement presentation.

We believe the audit evidence we obtained is sufficient and appropriate to support our audit opinions.

Opinion

In our opinion, the financial statements referred to above present fairly, in all material respects, the respective financial position of the governmental activities, each major fund, and the aggregate remaining fund information of the Garaway Local School District, Tuscarawas County, Ohio, as of June 30, 2013, and the respective changes in financial position and, where applicable, cash flows thereof and the budgetary comparison for the General Fund for the year then ended in accordance with the accounting principles generally accepted in the United States of America.

Emphasis of Matter

As discussed in Note 3 to the financial statements, during the year ended June 30, 2013, the District adopted the provisions of Governmental Accounting Standards Board Statement No. 63, *Financial Reporting of Deferred Outflows of Resources, Deferred Inflows of Resources, and Net Position* and No. 65, *Items Previously Reported as Assets and Liabilities*. We did not modify our opinion regarding this matter.

As more fully discussed in Note 3 to the financial statements, the District's medical, prescription and dental insurance activity was reflected in an internal service fund. Net position at July 1, 2012 has been restated accordingly.

Other Matters

Required Supplementary Information

Accounting principles generally accepted in the United States of America require this presentation to include *Management's Discussion and Analysis*, listed in the table of contents, to supplement the basic financial statements. Although this information is not part of the basic financial statements, the Governmental Accounting Standards Board considers it essential for placing the basic financial statements in an appropriate operational, economic, or historical context. We applied certain limited procedures to the required supplementary information in accordance with auditing standards generally accepted in the United States of America, consisting of inquiries of management about the methods of preparing the information and comparing the information for consistency with management's responses to our inquiries, to the basic financial statements, and other knowledge we obtained during our audit of the basic financial statements. We do not opine or provide any assurance on the information because the limited procedures do not provide us with sufficient evidence to opine or provide any other assurance.

Supplementary and Other Information

Our audit was conducted to opine on the District's basic financial statements taken as a whole.

The Federal Award Receipts and Expenditures Schedule (the Schedule) presents additional analysis as required by the U.S. Office of Management and Budget Circular A-133, Audits of States, Local Governments, and Non-Profit Organizations and is also not a required part of the financial statements.

The Schedule is management's responsibility, and derives from and relates directly to the underlying accounting and other records used to prepare the basic financial statements. We subjected this Schedule to the auditing procedures we applied to the basic financial statements. We also applied certain additional procedures, including comparing and reconciling the schedule directly to the underlying accounting and other records used to prepare the basic financial statements or to the basic financial statements themselves in accordance with auditing standards generally accepted in the United States of America. In our opinion, this Schedule is fairly stated in all material respects in relation to the basic financial statements taken as a whole.

Other Reporting Required by Government Auditing Standards

In accordance with *Government Auditing Standards*, we have also issued our report dated January 29, 2014, on our consideration of the District's internal control over financial reporting and our tests of its compliance with certain provisions of laws, regulations, contracts and grant agreements and other matters. That report describes the scope of our internal control testing over financial reporting and compliance, and the results of that testing, and does not opine on internal control over financial reporting or on compliance. That report is an integral part of an audit performed in accordance with *Government Auditing Standards* in considering the District's internal control over financial reporting and compliance.

A handwritten signature in black ink that reads "Dave Yost". The signature is written in a cursive style with a large, looping "D" and "Y".

Dave Yost
Auditor of State

Columbus, Ohio

January 29, 2014

This page intentionally left blank.

**GARAWAY LOCAL SCHOOL DISTRICT
TUSCARAWAS COUNTY, OHIO**

**MANAGEMENT'S DISCUSSION AND ANALYSIS
FOR THE FISCAL YEAR ENDED JUNE 30, 2013**

The management's discussion and analysis of the Garaway Local School District's (the "District") financial performance provides an overall review of the District's financial activities for the fiscal year ended June 30, 2013. The intent of this discussion and analysis is to look at the District's financial performance as a whole; readers should also review the basic financial statements and notes to the basic financial statements to enhance their understanding of the District's financial performance.

Financial Highlights

Key financial highlights for 2013 are as follows:

- In total, net position of governmental activities decreased \$144,715 which represents a 2.46% decrease from 2012's restated amount.
- General revenues accounted for \$9,392,117 in revenue or 77.46% of all revenues. Program specific revenues in the form of charges for services and sales, grants and contributions accounted for \$2,733,013 or 22.54% of total revenues of \$12,125,130.
- The District had \$12,269,845 in expenses related to governmental activities; \$2,733,013 of these expenses was offset by program specific charges for services, grants or contributions. General revenues supporting governmental activities (primarily taxes and unrestricted grants and entitlements) of \$9,392,117 were not adequate to provide for these programs.
- The District's only major governmental fund is the general fund. The general fund had \$10,014,805 in revenues and \$10,701,443 in expenditures and other financing uses. During fiscal year 2013, the general fund's fund balance decreased \$686,638 from a fund balance of \$2,020,100 to a fund balance of \$1,333,462.

Using these Basic Financial Statements

This annual report consists of a series of financial statements and notes to those statements. These statements are organized so the reader can understand the District as a financial whole, an entire operating entity. The statements then proceed to provide an increasingly detailed look at specific financial activities.

The *statement of net position* and *statement of activities* provide information about the activities of the whole District, presenting both an aggregate view of the District's finances and a longer-term view of those finances. Fund financial statements provide the next level of detail. For governmental funds, these statements tell how services were financed in the short-term as well as what remains for future spending. The fund financial statements also look at the District's most significant funds with all other nonmajor funds presented in total in one column. In the case of the District, the general fund is by far the most significant fund, and the only governmental fund reported as a major fund.

Reporting the District as a Whole

Statement of Net Position and the Statement of Activities

While this document contains the large number of funds used by the District to provide programs and activities, the view of the District as a whole looks at all financial transactions and asks the question, "How did we do financially during 2013?" The statement of net position and the statement of activities answer this question. These statements include *all assets, deferred outflows of resources, liabilities, deferred inflows of resources, revenues and expenses* using the *accrual basis of accounting* similar to the accounting used by most private-sector companies. This basis of accounting takes into account all of the current year's revenues and expenses regardless of when cash is received or paid.

**GARAWAY LOCAL SCHOOL DISTRICT
TUSCARAWAS COUNTY, OHIO**

MANAGEMENT'S DISCUSSION AND ANALYSIS
FOR THE FISCAL YEAR ENDED JUNE 30, 2013

These two statements report the District's *net position* and changes in that position. This change in net position is important because it tells the reader that, for the District as a whole, the *financial position* of the District has improved or diminished. The causes of this change may be the result of many factors, some financial, some not. Non-financial factors include the District's property tax base, current property tax laws in Ohio restricting revenue growth, facility conditions, required educational programs and other factors.

In the statement of net position and the statement of activities, the governmental activities include the District's programs and services, including instruction, support services, operation and maintenance of plant, pupil transportation, extracurricular activities, and food service operations.

The District's statement of net position and statement of activities can be found on pages 15-16 of this report.

Reporting the District's Most Significant Funds

Fund Financial Statements

The analysis of the District's major governmental fund begins on page 11. Fund financial reports provide detailed information about the District's major funds. The District uses many funds to account for a multitude of financial transactions. However, these fund financial statements focus on the District's most significant funds. The District's only major governmental fund is the general fund.

Governmental Funds

Most of the District's activities are reported in governmental funds, which focus on how money flows into and out of those funds and the balances left at year-end available for spending in future periods. These funds are reported using an accounting method called *modified accrual* accounting, which measures cash and all other *financial assets* that can readily be converted to cash. The governmental fund financial statements provide a detailed *short-term* view of the District's general government operations and the basic services it provides. Governmental fund information helps you determine whether there are more or fewer financial resources that can be spent in the near future to finance educational programs. The relationship (or differences) between governmental *activities* (reported in the statement of net position and the statement of activities) and governmental *funds* is reconciled in the basic financial statements. The basic governmental fund financial statements can be found on pages 17-20 of this report.

Proprietary Funds

The District maintains a proprietary fund. Internal service funds are an accounting device used to accumulate and allocate costs internally among the District's various functions. The District's internal service fund accounts for employee benefits self-insurance. The basic proprietary fund financial statements can be found on pages 22-24 of this report.

Reporting the District's Fiduciary Responsibilities

The District acts in a trustee capacity as an agent for individuals or other entities. These activities are reported in agency funds. All of the District's fiduciary activities are reported in a separate statement of fiduciary assets and liabilities on page 25. These activities are excluded from the District's other financial statements because the assets cannot be utilized by the District to finance its operations.

**GARAWAY LOCAL SCHOOL DISTRICT
TUSCARAWAS COUNTY, OHIO**

MANAGEMENT'S DISCUSSION AND ANALYSIS
FOR THE FISCAL YEAR ENDED JUNE 30, 2013

Notes to the Basic Financial Statements

The notes provide additional information that is essential to a full understanding of the data provided in the government-wide and fund financial statements. These notes to the basic financial statements can be found on pages 26-55 of this report.

The District as a Whole

The statement of net position provides the perspective of the District as a whole. The table below provides a summary of the District's net position at June 30, 2013 and June 30, 2012. The net position at June 30, 2012 has been restated as described in Note 3.C.

	Net Position	
	Governmental Activities 2013	Restated Governmental Activities 2012
<u>Assets</u>		
Current and other assets	\$ 11,102,192	\$ 11,161,121
Capital assets, net	2,949,736	2,868,439
Total assets	14,051,928	14,029,560
<u>Deferred outflows of resources</u>	6,037	10,298
<u>Liabilities</u>		
Current liabilities	1,874,093	1,743,995
Long-term liabilities	1,438,384	1,510,172
Total liabilities	3,312,477	3,254,167
<u>Deferred inflows of resources</u>	5,011,546	4,907,034
<u>Net Position</u>		
Net investment in capital assets	2,545,000	2,288,572
Restricted	694,568	951,383
Unrestricted	2,494,374	2,638,702
Total net position	\$ 5,733,942	\$ 5,878,657

Over time, net position can serve as a useful indicator of a government's financial position. At June 30, 2013, the District's assets plus deferred outflows of resources exceeded liabilities plus deferred inflows of resources by \$5,733,942.

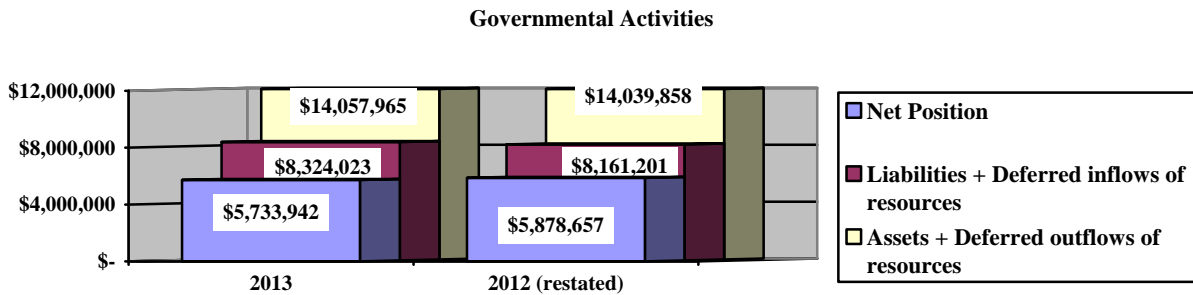
At year-end, capital assets represented 20.98% of total assets. Capital assets include land, land improvements, buildings and improvements, furniture, fixtures, and equipment and vehicles. Net investment in capital assets at June 30, 2013, was \$2,545,000. These capital assets are used to provide services to the students and are not available for future spending. Although the District's investment in capital assets is reported net of related debt, it should be noted that the resources to repay the debt must be provided from other sources, since capital assets may not be used to liquidate these liabilities.

**GARAWAY LOCAL SCHOOL DISTRICT
TUSCARAWAS COUNTY, OHIO**

**MANAGEMENT'S DISCUSSION AND ANALYSIS
FOR THE FISCAL YEAR ENDED JUNE 30, 2013**

A portion of the District's net position, \$694,568, represents resources that are subject to external restriction on how they may be used. The District had a remaining balance of unrestricted net position of \$2,494,374.

The graph below shows the District's assets, deferred outflows of resources, liabilities, deferred inflows of resources and net position at June 30, 2013 and June 30, 2012. The net position at June 30, 2012 has been restated as described in Note 3.C.



The table below shows the change in net position for fiscal years 2013 and 2012. The net position at June 30, 2012 has been restated as described in Note 3.C.

	Change in Net Position	
	Governmental Activities 2013	Restated Governmental Activities 2012
<u>Revenues</u>		
Program revenues:		
Charges for services and sales	\$ 1,085,018	\$ 1,050,468
Operating grants and contributions	1,647,995	1,454,785
General revenues:		
Property taxes	5,310,969	5,415,274
Grants and entitlements	4,029,164	4,245,327
Investment earnings	15,992	5,851
Other	35,992	45,388
Total revenues	12,125,130	12,217,093

**GARAWAY LOCAL SCHOOL DISTRICT
TUSCARAWAS COUNTY, OHIO**

MANAGEMENT'S DISCUSSION AND ANALYSIS
FOR THE FISCAL YEAR ENDED JUNE 30, 2013

	Change in Net Position	
	Governmental Activities <u>2013</u>	Restated Governmental Activities <u>2012</u>
<u>Expenses</u>		
Program expenses:		
Instruction:		
Regular	\$ 5,538,403	\$ 5,806,894
Special	1,466,281	1,388,003
Vocational	448	1,824
Other	87,396	62,638
Support services:		
Pupil	315,856	325,154
Instructional staff	740,630	809,286
Board of education	15,109	16,760
Administration	996,045	1,026,279
Fiscal	391,259	394,964
Operations and maintenance	1,011,615	911,672
Pupil transportation	872,709	807,772
Central	40,359	40,458
Operation of non-instructional services:		
Other non-instructional services	13,278	-
Food service operations	424,134	465,667
Extracurricular activities	317,569	375,516
Interest and fiscal charges	<u>38,754</u>	<u>37,808</u>
Total expenses	<u>12,269,845</u>	<u>12,470,695</u>
Change in net position	(144,715)	(253,602)
Net position at beginning of year (restated)	<u>5,878,657</u>	<u>6,132,259</u>
Net position at end of year	<u>\$ 5,733,942</u>	<u>\$ 5,878,657</u>

Governmental Activities

Net position of the District's governmental activities decreased \$144,715. Total governmental expenses of \$12,269,845 were offset by program revenues of \$2,733,013 and general revenues of \$9,392,117. Program revenues supported 22.27% of the total governmental expenses.

The primary sources of revenue for governmental activities are derived from property taxes, and grants and entitlements. These revenue sources represent 77.03% of total governmental revenue.

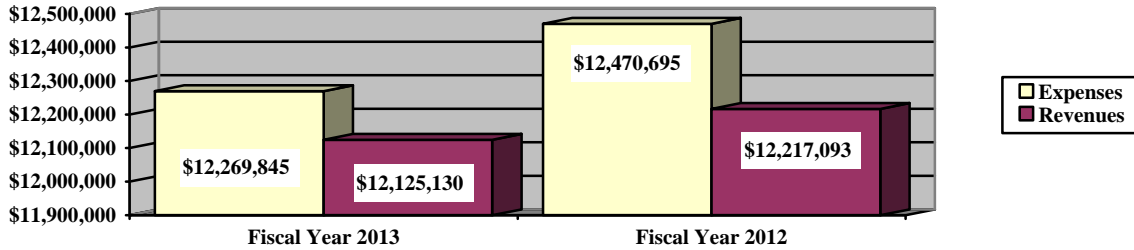
The largest expense of the District is for instructional programs. Instruction expenses totaled \$7,092,528 or 57.80% of total governmental expenses for fiscal year 2013.

**GARAWAY LOCAL SCHOOL DISTRICT
TUSCARAWAS COUNTY, OHIO**

**MANAGEMENT'S DISCUSSION AND ANALYSIS
FOR THE FISCAL YEAR ENDED JUNE 30, 2013**

The graph below presents the District's governmental activities revenue and expenses for fiscal year 2013 and 2012.

Governmental Activities - Revenues and Expenses



The statement of activities shows the cost of program services and the charges for services and grants offsetting those services. The following table shows, for governmental activities, the total cost of services and the net cost of services. That is, it identifies the cost of these services supported by tax revenue and unrestricted State grants and entitlements.

Governmental Activities

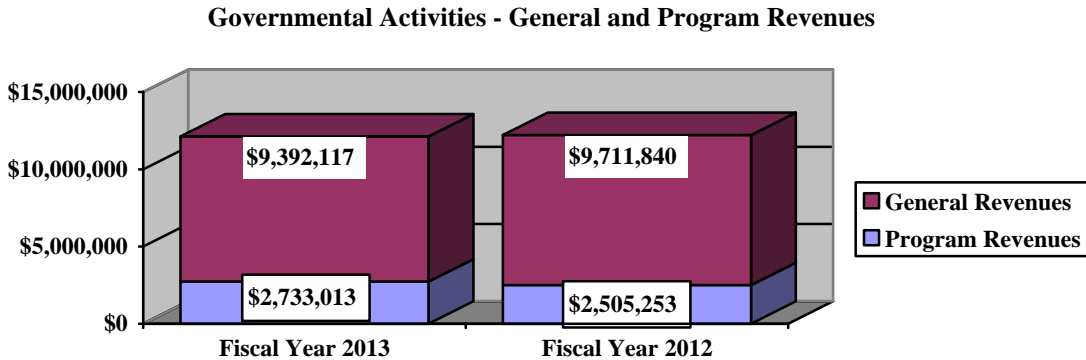
	Total Cost of Services 2013	Net Cost of Services 2013	Total Cost of Services 2012	Net Cost of Services 2012
Program expenses				
Instruction:				
Regular	\$ 5,538,403	\$ 4,630,503	\$ 5,806,894	\$ 5,030,141
Special	1,466,281	568,462	1,388,003	560,402
Vocational	448	(1,012)	1,824	364
Other	87,396	87,396	62,638	62,638
Support services:				
Pupil	315,856	315,856	325,154	325,154
Instructional staff	740,630	492,489	809,286	549,591
Board of education	15,109	15,109	16,760	16,760
Administration	996,045	969,483	1,026,279	999,792
Fiscal	391,259	383,118	394,964	394,964
Operations and maintenance	1,011,615	1,010,931	911,672	911,569
Pupil transportation	872,709	831,307	807,772	786,657
Central	40,359	40,359	40,458	40,458
Operation of non-instructional services:				
Other non-instructional services	13,278	(233)	-	-
Food service operations	424,134	(17,197)	465,667	13,634
Extracurricular activities	317,569	171,507	375,516	235,510
Interest and fiscal charges	38,754	38,754	37,808	37,808
Total expenses	<u>\$ 12,269,845</u>	<u>\$ 9,536,832</u>	<u>\$ 12,470,695</u>	<u>\$ 9,965,442</u>

The dependence upon tax and other general revenues for governmental activities is apparent, 74.52% of instruction activities are supported through taxes and other general revenues. For all governmental activities, general revenue support is 77.73%. The District's taxpayers and unrestricted grants and entitlements from the State are by far the primary support for the District's students.

**GARAWAY LOCAL SCHOOL DISTRICT
TUSCARAWAS COUNTY, OHIO**

**MANAGEMENT'S DISCUSSION AND ANALYSIS
FOR THE FISCAL YEAR ENDED JUNE 30, 2013**

The graph below presents the District's governmental activities revenue for fiscal year 2013 and 2012.



The District's Funds

The District's governmental funds reported a combined fund balance of \$2,005,487, which is lower than last year's total of \$2,912,992. The schedule below indicates the fund balance and the total change in fund balance as of June 30, 2013 and 2012.

	Fund Balance <u>June 30, 2013</u>	Fund Balance <u>June 30, 2012</u>	<u>(Decrease)</u>	<u>Percentage Change</u>
General	\$ 1,333,462	\$ 2,020,100	\$ (686,638)	(33.99) %
Nonmajor Governmental	<u>672,025</u>	<u>892,892</u>	<u>(220,867)</u>	(24.74) %
Total	<u>\$ 2,005,487</u>	<u>\$ 2,912,992</u>	<u>\$ (907,505)</u>	(31.15) %

General Fund

The District's general fund balance decreased \$686,638. Total revenues decreased 1.31% from the prior fiscal year. Intergovernmental revenue decreased \$153,962 due to a decrease in tangible personal property tax loss receipts from the prior year. Overall expenditures increased \$211,094 or 2.02% primarily due to an increase in instructional services related to a rise in wages and benefits of employees. The remaining expenditures are deemed immaterial compared to total expenditures and does not warrant further analysis.

**GARAWAY LOCAL SCHOOL DISTRICT
TUSCARAWAS COUNTY, OHIO**

MANAGEMENT'S DISCUSSION AND ANALYSIS
FOR THE FISCAL YEAR ENDED JUNE 30, 2013

The table that follows assists in illustrating the financial activities and fund balance of the general fund.

	2013 <u>Amount</u>	2012 <u>Amount</u>	Increase <u>(Decrease)</u>	Percentage <u>Change</u>
<u>Revenues</u>				
Property taxes	\$ 5,083,762	\$ 5,086,745	\$ (2,983)	(0.06) %
Tuition	638,662	629,402	9,260	1.47 %
Earnings on investments	4,121	5,851	(1,730)	(29.57) %
Intergovernmental	4,119,726	4,273,688	(153,962)	(3.60) %
Other revenues	<u>168,534</u>	<u>151,844</u>	<u>16,690</u>	10.99 %
Total	<u>\$ 10,014,805</u>	<u>\$ 10,147,530</u>	<u>\$ (132,725)</u>	(1.31) %
	2013 <u>Amount</u>	2012 <u>Amount</u>	Increase <u>(Decrease)</u>	Percentage <u>Change</u>
<u>Expenditures</u>				
Instruction	\$ 6,459,512	\$ 6,252,227	\$ 207,285	3.32 %
Support services	3,997,779	4,010,247	(12,468)	(0.31) %
Extracurricular activities	207,722	207,875	(153)	(0.07) %
Facilities acquisition and construction	<u>16,430</u>	<u>-</u>	<u>16,430</u>	100.00 %
Total	<u>\$ 10,681,443</u>	<u>\$ 10,470,349</u>	<u>\$ 211,094</u>	2.02 %

General Fund Budgeting Highlights

The District's budget is prepared according to Ohio law and is based on accounting for certain transactions on a basis of cash receipts, disbursements and encumbrances. The most significant budgeted fund is the general fund.

During the course of fiscal year 2013, the District amended its general fund budget several times. For the general fund, original budgeted revenues and other financing sources were \$9,887,350 which was increased in the final budgeted revenues and other financing sources to \$9,931,350. Actual revenues and other financing sources for fiscal year 2013 were \$10,046,372. This represents an \$115,022 increase to the final budgeted revenues.

General fund original appropriations (appropriated expenditures and other financing uses) were \$10,934,613 which was lower than the final appropriations of \$11,185,363. The actual budget basis expenditures and other financing uses for fiscal year 2013 totaled \$10,539,609, which was \$645,754 below the final appropriations.

Capital Assets and Debt Administration

Capital Assets

At the end of fiscal year 2013, the District had \$2,949,736 invested in land, land improvements, buildings and improvements, furniture, fixtures, and equipment and vehicles. This entire amount is reported in governmental activities.

**GARAWAY LOCAL SCHOOL DISTRICT
TUSCARAWAS COUNTY, OHIO**

**MANAGEMENT'S DISCUSSION AND ANALYSIS
FOR THE FISCAL YEAR ENDED JUNE 30, 2013**

The following table shows fiscal year 2013 balances compared to 2012.

**Capital Assets at June 30
(Net of Depreciation)**

	<u>Governmental Activities</u>	
	<u>2013</u>	<u>2012</u>
Land	\$ 118,386	\$ 118,386
Land improvements	106,697	116,068
Building and improvements	1,851,441	1,830,064
Furniture, fixtures, and equipment	174,376	182,280
Vehicles	<u>698,836</u>	<u>621,641</u>
Total	<u>\$ 2,949,736</u>	<u>\$ 2,868,439</u>

The overall increase in capital assets of \$81,297 is due to capital outlays of \$307,553 exceeding depreciation of \$225,323 and disposals net of accumulated depreciation of \$933 in the fiscal year. See Note 8 to the basic financial statements for additional information on the District's capital assets.

Debt Administration

At June 30, 2013, the District had \$320,000 in general obligation bonds and \$86,417 in energy conservation notes outstanding. Of this total, \$198,942 is due within one year and \$207,475 is due within greater than one year. The following table summarizes the bonds and loans outstanding.

Outstanding Debt, at Year End

	<u>Governmental Activities</u>	
	<u>2013</u>	<u>2012</u>
General obligation bonds	\$ 320,000	\$ 470,000
Energy conservation notes	<u>86,417</u>	<u>128,123</u>
Total	<u>\$ 406,417</u>	<u>\$ 598,123</u>

At June 30, 2013, the District's overall legal debt margin was \$17,957,414, with an unvoted debt margin of \$198,762. See Note 10 to the basic financial statements for additional information on the District's debt.

Current Financial Related Activities

As the preceding information shows, the District relies heavily upon its property taxpayers. As such, the future is not without challenges. Ohio's HB66 phases out the general personal tangible property tax base. Am. Sub. HB1, signed into law, July 17, 2009, holds school districts harmless for lost local tax revenue through fiscal year 2013. If there is no change in law before fiscal year 2014, the phase-down of revenue reimbursements from the State will then begin in fiscal year 2014 at the level mandated in the original HB66.

The State of Ohio faced deficit balances and revenue shortfalls at the time it developed its biennium budget bill, Am. Sub. HB1, for fiscal years 2010 and 2011. As a result, Ohio has used an infusion of federal stimulus money (State Fiscal Stabilization Funds – SFSF) from the American Recovery and Reinvestment Act of 2009 to fund school districts. Unfortunately, federal stimulus monies have ended at the close of fiscal year 2012 and no new federal stimulus funds were available for fiscal year 2013 or into the projected future.

**GARAWAY LOCAL SCHOOL DISTRICT
TUSCARAWAS COUNTY, OHIO**

**MANAGEMENT'S DISCUSSION AND ANALYSIS
FOR THE FISCAL YEAR ENDED JUNE 30, 2013**

The District prepares a five-year financial forecast annually to assist in making sound financial decisions. The forecast includes in its basis \$1,487,300 in annual tax revenue being generated from an emergency levy through fiscal year 2018. The forecast incorporates employment costs resulting from successful negotiations with both staff unions covering three years, as well as costs for professional/technical services, repairs, maintenance, insurance, utilities, classroom furniture and equipment. A deficit unreserved ending fund balance was projected for fiscal year 2017.

Parents and community members strongly believe that their schools, although housed in aging facilities, are one of the highest priorities and one of the most important public institutions in their communities. Due to aging buildings, the District applied for and was accepted by the Ohio School Facilities Commission (OSFC) under the "Exceptional Needs" category. OSFC will fund 26% of a \$38,195,931 K-12 building. The board of education chose to allow OSFC's offer to lapse and therefore not use the state's funds. Currently, the District has the ability to purchase nearly 20 acres outside of the Village area to build one PreK-6 building and one 7-12 building. The combination bond/ earned income tax levy on November 5, 2013 failed. The board chose not to accept funding from the state after holding several community meetings.

The District has been fortunate to have a one-mill permanent improvement levy designated for the purpose of building maintenance and repair. In May 2010 this levy was renewed by District voters on a continuous basis. During the 2012/2013 school year, this levy paid for various roof and HVAC repairs at all buildings.

The District also collects on another one-mill permanent improvement levy. This levy is on a continuing basis for general permanent improvements. The District continues to use levy proceeds for technology and purchasing one or two buses each year. Fiscal year 2013 saw the purchase of two new 71 passenger buses.

Receipts from tax collections for bond issues passed by District voters are deposited and held for payment of principal and interest within the debt service fund (a nonmajor governmental fund). Payments are scheduled through 2014 for a school improvement bond issued for the construction of the high school gymnasium and renovation of the high school library in 1990. Annually, \$47,427 in tax revenue is transferred to the debt service fund (a nonmajor governmental fund) to cover payments on a 15-year HB264 Energy Conservation note issued in May 2000. The final payment will be made May 2015.

Even with conservative spending strategies, the District is committed to educational excellence. The State of Ohio measures school districts by a defined set of proficiency criteria. The most recent State Report Card shows the District achieving an "Excellent" rating. The District has received excellent ratings ten out of the past twelve years. Along with academic success, the Board of Education believes in the value of a well-rounded education for its students by encouraging many extra-curricular ventures for students.

It is imperative the District's Board and management team continue to carefully and prudently plan in order to meet future challenges and provide the resources required to meet the students' needs over the next several years.

Contacting the District's Financial Management

This financial report is designed to provide our citizens, taxpayers, and investors and creditors with a general overview of the District's finances and to show the District's accountability for the money it receives. If you have questions about this report or need additional financial information contact Mr. Dale A. Hluch, Treasurer, Garaway Local School District, 146 Dover Road, NW, Sugarcreek, Ohio 44681-9309.

**GARAWAY LOCAL SCHOOL DISTRICT
TUSCARAWAS COUNTY, OHIO**

STATEMENT OF NET POSITION
JUNE 30, 2013

	Governmental Activities
Assets:	
Equity in pooled cash and cash equivalents.	\$ 3,244,594
Cash with fiscal agent	2,020,729
Receivables:	
Property taxes	5,680,810
Accounts.	14,468
Accrued interest	220
Intergovernmental	132,300
Materials and supplies inventory.	9,071
Capital assets:	
Nondepreciable capital assets	118,386
Depreciable capital assets, net.	2,831,350
Capital assets, net.	2,949,736
Total assets.	14,051,928
 Deferred outflows of resources:	
Unamortized deferred charges on debt refunding	6,037
Total deferred outflows of resources	6,037
 Liabilities:	
Accounts payable.	38,943
Accrued wages and benefits payable	1,371,496
Pension obligation payable.	221,163
Intergovernmental payable	39,653
Accrued interest payable	1,227
Claims payable.	201,611
Long-term liabilities:	
Due within one year.	447,571
Due in more than one year.	990,813
Total liabilities	3,312,477
 Deferred inflows of resources:	
Property taxes levied for the next fiscal year.	5,011,546
Total deferred inflows of resources	5,011,546
 Net position:	
Net investment in capital assets	2,545,000
Restricted for:	
Capital projects	277,362
Debt service.	389,157
Locally funded programs	4,220
State funded programs.	4,605
Federally funded programs	3,184
Student activities	16,040
Unrestricted	2,494,374
Total net position.	\$ 5,733,942

SEE ACCOMPANYING NOTES TO THE BASIC FINANCIAL STATEMENTS

**GARAWAY LOCAL SCHOOL DISTRICT
TUSCARAWAS COUNTY, OHIO**

STATEMENT OF ACTIVITIES
FOR THE FISCAL YEAR ENDED JUNE 30, 2013

	Expenses	Program Revenues		Net (Expense) Revenue and Changes in Net Position Governmental Activities
		Charges for Services and Sales	Operating Grants and Contributions	
Governmental activities:				
Instruction:				
Regular	\$ 5,538,403	\$ 661,071	\$ 246,829	\$ (4,630,503)
Special	1,466,281	35,187	862,632	(568,462)
Vocational	448	-	1,460	1,012
Other	87,396	-	-	(87,396)
Support services:				
Pupil.	315,856	-	-	(315,856)
Instructional staff	740,630	-	248,141	(492,489)
Board of education	15,109	-	-	(15,109)
Administration.	996,045	-	26,562	(969,483)
Fiscal.	391,259	-	8,141	(383,118)
Operations and maintenance	1,011,615	684	-	(1,010,931)
Pupil transportation.	872,709	38,941	2,461	(831,307)
Central	40,359	-	-	(40,359)
Operation of non-instructional services:				
Other non-instructional services	13,278	-	13,511	233
Food service operations	424,134	206,444	234,887	17,197
Extracurricular activities.	317,569	142,691	3,371	(171,507)
Interest and fiscal charges	38,754	-	-	(38,754)
Total governmental activities	\$ 12,269,845	\$ 1,085,018	\$ 1,647,995	(9,536,832)

General revenues:	
Property taxes levied for:	
General purposes	5,021,390
Debt service.	84,854
Capital outlay.	204,725
Grants and entitlements not restricted to specific programs	4,029,164
Investment earnings	15,992
Miscellaneous	35,992
Total general revenues	9,392,117
Change in net position	(144,715)
Net position at beginning of year (restated)	5,878,657
Net position at end of year.	\$ 5,733,942

SEE ACCOMPANYING NOTES TO THE BASIC FINANCIAL STATEMENTS

**GARAWAY LOCAL SCHOOL DISTRICT
TUSCARAWAS COUNTY, OHIO**

BALANCE SHEET
GOVERNMENTAL FUNDS
JUNE 30, 2013

	<u>General</u>	<u>Nonmajor Governmental Funds</u>	<u>Total Governmental Funds</u>
Assets:			
Equity in pooled cash and cash equivalents.	\$ 2,468,016	\$ 776,578	\$ 3,244,594
Receivables:			
Property taxes.	5,415,331	265,479	5,680,810
Accounts	14,355	113	14,468
Accrued interest	220	-	220
Intergovernmental.	26,049	106,251	132,300
Materials and supplies inventory.	-	9,071	9,071
Total assets	<u>\$ 7,923,971</u>	<u>\$ 1,157,492</u>	<u>\$ 9,081,463</u>
Liabilities:			
Accounts payable	\$ 38,508	\$ 435	\$ 38,943
Accrued wages and benefits payable	1,170,890	200,606	1,371,496
Compensated absences payable	206,648	-	206,648
Intergovernmental payable	33,998	5,655	39,653
Pension obligation payable	184,898	36,265	221,163
Total liabilities.	<u>1,634,942</u>	<u>242,961</u>	<u>1,877,903</u>
Deferred inflows of resources:			
Property taxes levied for the next fiscal year.	4,777,292	234,254	5,011,546
Delinquent property tax revenue not available.	168,331	8,252	176,583
Intergovernmental revenue not available.	9,944	-	9,944
Total deferred inflows of resources	<u>4,955,567</u>	<u>242,506</u>	<u>5,198,073</u>
Fund balances:			
Nonspendable:			
Materials and supplies inventory.	-	9,071	9,071
Unclaimed monies	1,320	-	1,320
Restricted:			
Debt service	-	388,864	388,864
Capital improvements	-	270,630	270,630
Targeted academic assistance	-	99	99
Other purposes.	-	12,009	12,009
Extracurricular activities	-	16,040	16,040
Assigned:			
Student instruction	1,291	-	1,291
Student and staff support.	28,214	-	28,214
Subsequent year's appropriations	609,708	-	609,708
Unassigned (deficit)	692,929	(24,688)	668,241
Total fund balances	<u>1,333,462</u>	<u>672,025</u>	<u>2,005,487</u>
Total liabilities, deferred inflows and fund balances	<u>\$ 7,923,971</u>	<u>\$ 1,157,492</u>	<u>\$ 9,081,463</u>

SEE ACCOMPANYING NOTES TO THE BASIC FINANCIAL STATEMENTS

**GARAWAY LOCAL SCHOOL DISTRICT
TUSCARAWAS COUNTY, OHIO**

RECONCILIATION OF TOTAL GOVERNMENTAL FUND BALANCES TO
NET POSITION OF GOVERNMENTAL ACTIVITIES
JUNE 30, 2013

Total governmental fund balances		\$	2,005,487
<i>Amounts reported for governmental activities on the statement of net position are different because:</i>			
Capital assets used in governmental activities are not financial resources and therefore are not reported in the funds.			2,949,736
Other long-term assets are not available to pay for current-period expenditures and therefore are deferred inflows in the funds.			
Property taxes receivable	\$	176,583	
Intergovernmental receivable		9,944	
Total		186,527	186,527
An internal service fund is used by management to charge the costs of insurance to individual funds. The assets and liabilities of the internal service fund are included in governmental activities on the statement of net position.			1,819,118
Unamortized premiums on bonds issued are not recognized in the funds.			(4,356)
Unamortized deferred charges on debt refundings are not recognized in the funds.			6,037
Accrued interest payable is not due and payable in the current period and therefore is not reported in the funds.			(1,227)
Long-term liabilities, including bonds and notes payable, are not due and payable in the current period and therefore are not reported in the funds.			
General obligation bonds		(320,000)	
Energy conservation note		(86,417)	
Compensated absences		(820,963)	
Total		(1,227,380)	(1,227,380)
Net position of governmental activities		<u>\$</u>	<u>5,733,942</u>

SEE ACCOMPANYING NOTES TO THE BASIC FINANCIAL STATEMENTS

**GARAWAY LOCAL SCHOOL DISTRICT
TUSCARAWAS COUNTY, OHIO**

STATEMENT OF REVENUES, EXPENDITURES AND CHANGES IN FUND BALANCES
GOVERNMENTAL FUNDS
FOR THE FISCAL YEAR ENDED JUNE 30, 2013

	<u>General</u>	<u>Nonmajor Governmental Funds</u>	<u>Total Governmental Funds</u>
Revenues:			
From local sources:			
Property taxes	\$ 5,083,762	\$ 298,192	\$ 5,381,954
Tuition	638,662	-	638,662
Transportation fees	38,941	-	38,941
Earnings on investments	4,121	-	4,121
Charges for services	-	206,231	206,231
Extracurricular	35,321	107,370	142,691
Classroom materials and fees	57,596	-	57,596
Rental income	684	213	897
Contributions and donations	7,500	24,840	32,340
Other local revenues	28,492	371	28,863
Intergovernmental - state	4,119,617	64,482	4,184,099
Intergovernmental - federal	109	1,467,740	1,467,849
Total revenues	<u>10,014,805</u>	<u>2,169,439</u>	<u>12,184,244</u>
Expenditures:			
Current:			
Instruction:			
Regular	5,539,949	286,471	5,826,420
Special	831,036	721,171	1,552,207
Vocational	1,131	-	1,131
Other	87,396	-	87,396
Support services:			
Pupil	329,357	-	329,357
Instructional staff	531,528	247,797	779,325
Board of education	15,109	-	15,109
Administration	1,033,295	26,492	1,059,787
Fiscal	373,178	14,209	387,387
Operations and maintenance	878,176	171,983	1,050,159
Pupil transportation	796,777	158,482	955,259
Central	40,359	-	40,359
Operation of non-instructional services:			
Other non-instructional services	-	13,278	13,278
Food service operations	-	438,410	438,410
Extracurricular activities	207,722	117,549	325,271
Facilities acquisition and construction	16,430	-	16,430
Debt service:			
Principal retirement	-	191,706	191,706
Interest and fiscal charges	-	22,758	22,758
Total expenditures	<u>10,681,443</u>	<u>2,410,306</u>	<u>13,091,749</u>
Excess of expenditures over revenues	(666,638)	(240,867)	(907,505)
Other financing sources (uses):			
Transfers in	-	20,000	20,000
Transfers (out)	(20,000)	-	(20,000)
Total other financing sources (uses)	<u>(20,000)</u>	<u>20,000</u>	<u>-</u>
Net change in fund balances	(686,638)	(220,867)	(907,505)
Fund balances at beginning of year	<u>2,020,100</u>	<u>892,892</u>	<u>2,912,992</u>
Fund balances at end of year	<u>\$ 1,333,462</u>	<u>\$ 672,025</u>	<u>\$ 2,005,487</u>

SEE ACCOMPANYING NOTES TO THE BASIC FINANCIAL STATEMENTS

**GARAWAY LOCAL SCHOOL DISTRICT
TUSCARAWAS COUNTY, OHIO**

RECONCILIATION OF THE STATEMENT OF REVENUES, EXPENDITURES
AND CHANGES IN FUND BALANCES OF GOVERNMENTAL FUNDS
TO THE STATEMENT OF ACTIVITIES
FOR THE FISCAL YEAR ENDED JUNE 30, 2013

Net change in fund balances - total governmental funds	\$	(907,505)
<i>Amounts reported for governmental activities in the statement of activities are different because:</i>		
Governmental funds report capital outlays as expenditures. However, in the statement of activities, the cost of those assets is allocated over their estimated useful lives as depreciation expense.		
Capital asset additions	\$ 307,553	
Current year depreciation	(225,323)	
Total		82,230
The net effect of various miscellaneous transactions involving capital assets (i.e., sales, disposals, trade-ins, and donations) is to decrease net position.		
		(933)
Revenues in the statement of activities that do not provide current financial resources are not reported as revenues in the funds.		
Property taxes	(70,985)	
Intergovernmental	4,338	
Total		(66,647)
Repayment of bond and note principal is an expenditure in the governmental funds, but the repayment reduces long-term liabilities on the statement of net position.		
		191,706
In the statement of activities, interest is accrued on outstanding bonds, whereas in governmental funds, an interest expenditure is reported when due. The following items resulted in additional interest being reported in the statement of activities:		
Decrease in accrued interest payable	579	
Removal of unamortized bond issue costs	(15,388)	
Amortization of bond premiums	3,074	
Amortization of deferred charges	(4,261)	
Total		(15,996)
Some expenses reported in the statement of activities do not require the use of current financial resources and therefore are not reported as expenditures in governmental funds.		
Compensated absences	61,729	
Total		61,729
An internal service fund used by management to charge the costs of insurance to individual funds is not reported in the district-wide statement of activities. Governmental fund expenditures and the related internal service fund revenues are eliminated. The net revenue (expense) of the internal service fund is allocated among the governmental activities.		
		510,701
Change in net position of governmental activities	\$	(144,715)

SEE ACCOMPANYING NOTES TO THE BASIC FINANCIAL STATEMENTS

**GARAWAY LOCAL SCHOOL DISTRICT
TUSCARAWAS COUNTY, OHIO**

STATEMENT OF REVENUES, EXPENDITURES AND CHANGES IN
FUND BALANCE - BUDGET AND ACTUAL (NON-GAAP BUDGETARY BASIS)
GENERAL FUND
FOR THE FISCAL YEAR ENDED JUNE 30, 2013

	<u>Budgeted Amounts</u>			Variance with Final Budget Positive (Negative)
	<u>Original</u>	<u>Final</u>	<u>Actual</u>	
Revenues:				
From local sources:				
Property taxes	\$ 5,125,696	\$ 5,149,000	\$ 5,146,457	\$ (2,543)
Tuition.	615,323	618,000	638,662	20,662
Transportation fees.	38,831	39,000	25,489	(13,511)
Earnings on investments	4,978	5,000	3,993	(1,007)
Classroom materials and fees	54,513	54,750	57,596	2,846
Rental income	4,580	4,600	684	(3,916)
Contributions and donations	-	-	7,500	7,500
Other local revenues	19,913	20,000	30,603	10,603
Intergovernmental - state	4,018,516	4,036,000	4,119,617	83,617
Intergovernmental - federal	-	-	73	73
Total revenues	<u>9,882,350</u>	<u>9,926,350</u>	<u>10,030,674</u>	<u>104,324</u>
Expenditures:				
Current:				
Instruction:				
Regular	5,710,696	5,712,310	5,439,765	272,545
Special.	739,512	814,400	787,451	26,949
Vocational.	2,136	2,150	1,131	1,019
Other.	73,087	105,800	87,391	18,409
Support services:				
Pupil.	316,044	318,138	301,314	16,824
Instructional staff	559,500	571,350	545,651	25,699
Board of education	15,892	16,000	15,144	856
Administration.	1,040,298	1,113,522	1,013,344	100,178
Fiscal	382,586	387,195	373,597	13,598
Operations and maintenance.	982,738	990,413	889,358	101,055
Pupil transportation	836,240	852,485	800,931	51,554
Central.	41,121	41,400	40,487	913
Extracurricular activities.	209,763	213,200	207,615	5,585
Facilities acquisition and construction	-	17,000	16,430	570
Total expenditures	<u>10,909,613</u>	<u>11,155,363</u>	<u>10,519,609</u>	<u>635,754</u>
Excess of expenditures over revenues.	<u>(1,027,263)</u>	<u>(1,229,013)</u>	<u>(488,935)</u>	<u>740,078</u>
Other financing sources (uses):				
Refund of prior year's expenditures	-	-	9,933	9,933
Transfers (out).	(15,000)	(20,000)	(20,000)	-
Advances (out)	(10,000)	(10,000)	-	10,000
Sale of capital assets	5,000	5,000	5,765	765
Total other financing sources (uses)	<u>(20,000)</u>	<u>(25,000)</u>	<u>(4,302)</u>	<u>20,698</u>
Net change in fund balance	(1,047,263)	(1,254,013)	(493,237)	760,776
Fund balance at beginning of year	2,889,573	2,889,573	2,889,573	-
Prior year encumbrances appropriated	25,016	25,016	25,016	-
Fund balance at end of year	<u>\$ 1,867,326</u>	<u>\$ 1,660,576</u>	<u>\$ 2,421,352</u>	<u>\$ 760,776</u>

SEE ACCOMPANYING NOTES TO THE BASIC FINANCIAL STATEMENTS

**GARAWAY LOCAL SCHOOL DISTRICT
TUSCARAWAS COUNTY, OHIO**

STATEMENT OF NET POSITION
PROPRIETARY FUND
JUNE 30, 2013

	Governmental Activities - Internal Service Fund
Assets:	
Cash with fiscal agent	\$ 2,020,729
Total assets.	<u>2,020,729</u>
Liabilities:	
Claims payable	<u>201,611</u>
Total liabilities	<u>201,611</u>
Net position:	
Unrestricted.	<u>1,819,118</u>
Total net position.	<u>\$ 1,819,118</u>

SEE ACCOMPANYING NOTES TO THE BASIC FINANCIAL STATEMENTS

**GARAWAY LOCAL SCHOOL DISTRICT
TUSCARAWAS COUNTY, OHIO**

STATEMENT OF REVENUES, EXPENSES AND
CHANGES IN NET POSITION
PROPRIETARY FUND
FOR THE FISCAL YEAR ENDED JUNE 30, 2013

	Governmental Activities - Internal Service Fund
Operating revenues:	
Sales/charges for services	\$ 2,899,050
Total operating revenues	<u>2,899,050</u>
Operating expenses:	
Purchased services	667,180
Claims	1,733,040
Total operating expenses	<u>2,400,220</u>
Operating income	<u>498,830</u>
Nonoperating revenues:	
Interest revenue	11,871
Total nonoperating revenues	<u>11,871</u>
Change in net position	510,701
Net position at beginning of year (restated)	<u>1,308,417</u>
Net position at end of year	<u><u>\$ 1,819,118</u></u>

SEE ACCOMPANYING NOTES TO THE BASIC FINANCIAL STATEMENTS

**GARAWAY LOCAL SCHOOL DISTRICT
TUSCARAWAS COUNTY, OHIO**

STATEMENT OF CASH FLOWS
PROPRIETARY FUND
FOR THE FISCAL YEAR ENDED JUNE 30, 2013

	Governmental Activities - Internal Service Fund
Cash flows from operating activities:	
Cash received from sales/charges for services.	\$ 2,899,050
Cash payments for personal services.	(667,180)
Cash payments for claims	<u>(1,582,293)</u>
Net cash provided by operating activities	<u>649,577</u>
Cash flows from investing activities:	
Interest received	<u>11,871</u>
Net cash provided by investing activities	<u>11,871</u>
Net increase in cash and cash equivalents	661,448
Cash and cash equivalents at beginning of year . . .	<u>1,359,281</u>
Cash and cash equivalents at end of year	<u><u>\$ 2,020,729</u></u>
Reconciliation of operating income to net cash provided by operating activities:	
Operating income	\$ 498,830
Changes in liabilities: Increase in claims payable	<u>150,747</u>
Net cash provided by operating activities.	<u><u>\$ 649,577</u></u>

SEE ACCOMPANYING NOTES TO THE BASIC FINANCIAL STATEMENTS

**GARAWAY LOCAL SCHOOL DISTRICT
TUSCARAWAS COUNTY, OHIO**

STATEMENT OF FIDUCIARY ASSETS AND LIABILITIES
FIDUCIARY FUND
JUNE 30, 2013

	<u>Agency</u>
Assets:	
Equity in pooled cash and cash equivalents	\$ 64,654
Total assets.	<u>\$ 64,654</u>
Liabilities:	
Due to students.	\$ 64,654
Total liabilities	<u>\$ 64,654</u>

SEE ACCOMPANYING NOTES TO THE BASIC FINANCIAL STATEMENTS

**GARAWAY LOCAL SCHOOL DISTRICT
TUSCARAWAS COUNTY, OHIO**

**NOTES TO THE BASIC FINANCIAL STATEMENTS
FOR THE FISCAL YEAR ENDED JUNE 30, 2013**

NOTE 1 - DESCRIPTION OF THE SCHOOL DISTRICT

The Garaway Local School District (the "District") is organized under Article VI, Sections 2 and 3 of the Constitution of the State of Ohio. The District operates under a locally-elected Board form of government consisting of five members elected at-large for staggered four-year terms. The District provides educational services as authorized by State statute and/or federal guidelines.

The District is staffed by 60 non-certified employees, 85 certified full-time teaching personnel and 6 administrative employees who provide services to 1,177 students and other community members.

NOTE 2 - SUMMARY OF SIGNIFICANT ACCOUNTING POLICIES

The basic financial statements of the District have been prepared in conformity with accounting principles generally accepted in the United States of America (GAAP) as applied to governmental units. The Governmental Accounting Standards Board (GASB) is the accepted standard-setting body for establishing governmental accounting and financial reporting principles. The District's significant accounting policies are described below.

A. Reporting Entity

The reporting entity has been defined in accordance with GASB Statement No. 14, "The Financial Reporting Entity" as amended by GASB Statement No. 39, "Determining Whether Certain Organizations Are Component Units" and GASB Statement No. 61, "The Financial Reporting Entity: Omnibus an amendment of GASB Statements No. 14 and No. 34". The reporting entity is composed of the primary government and component units. The primary government consists of all funds, departments, boards and agencies that are not legally separate from the District. For the District, this includes general operations, food service, and student related activities of the District.

Component units are legally separate organizations for which the District is financially accountable. The District is financially accountable for an organization if the District appoints a voting majority of the organization's Governing Board and (1) the District is able to significantly influence the programs or services performed or provided by the organization; or (2) the District is legally entitled to or can otherwise access the organization's resources; or (3) the District is legally obligated or has otherwise assumed the responsibility to finance the deficits of, or provide financial support to, the organization; or (4) the District is obligated for the debt of the organization. Component units may also include organizations that are fiscally dependent on the District in that the District approves the budget, the issuance of debt or the levying of taxes. Certain organizations are also included as component units if the nature and significance of the relationship between the primary government and the organization is such that exclusion by the primary government would render the primary government's financial statements incomplete or misleading. Based upon the application of these criteria, the District has no component units. The basic financial statements of the reporting entity include only those of the District (the primary government).

**GARAWAY LOCAL SCHOOL DISTRICT
TUSCARAWAS COUNTY, OHIO**

NOTES TO THE BASIC FINANCIAL STATEMENTS
FOR THE FISCAL YEAR ENDED JUNE 30, 2013

NOTE 2 - SUMMARY OF SIGNIFICANT ACCOUNTING POLICIES - (Continued)

The following organizations are described due to their relationship to the District:

JOINTLY GOVERNED ORGANIZATIONS

Buckeye Joint Vocational School District

The Joint Vocational School District is a separate body politic and corporate, established by the Ohio Revised Code to provide for the vocational needs of the students. The Joint Vocational School District's Board of Education is comprised of representatives from the Board of Education of each participating school district. The Joint Vocational School District's Board of Education is responsible for approving its own budgets, appointing personnel, and accounting and finance related activities. The District's students may attend the Joint Vocational School District. Each participating District's control is limited to its representation on the Joint Vocational School District's Board of Education. During fiscal 2013, no monies were paid to the Joint Vocational School District from the District.

Ohio Mid-Eastern Regional Education Service Agency (OME-RESA)

OME-RESA is a computer service organization whose primary function is to provide information technology services to its member districts with the major emphasis being placed on accounting, payroll and inventory control services. Other areas of service provided by OME-RESA include pupil scheduling, attendance and grade reporting, career guidance services, special education records, and test scoring.

OME-RESA is one of 21 regional service organizations serving over 600 public districts in the State of Ohio that make up the Ohio Education Computer network (OECN). These service organizations are known as Data Acquisition Sites. The OECN is a collective group of Data Acquisition Sites, authorized pursuant to Section 3301.075 of the Ohio Revised Code, and their member districts. Such sites, in conjunction with the Ohio Department of Education (ODE), comprise a statewide delivery system to provide comprehensive, cost-efficient accounting and other administrative and instructional computer services for participating Ohio districts.

Major funding for this network is derived from the State of Ohio. In addition, a majority of the software utilized by the OME-RESA is developed by the ODE.

OME-RESA is owned and operated by over 50 member districts in 11 different Ohio counties. The member districts are comprised of public districts and educational service centers. Each member district pays an annual fee for services provided by OME-RESA. OME-RESA is governed by a Board of Directors, which is selected by the member districts. Each member district has one vote in all matters and each member district's control over budgeting and financing of OME-RESA is limited to its voting authority and any representation it may have on the Board of Directors. During fiscal year 2013, the District paid \$25,745 in administrative fees to OME-RESA for the Health Benefits Program (see "Public Entity Risk Pools").

OME-RESA is located at 2023 Sunset Blvd., Steubenville, Ohio 43952. The Jefferson County Educational Service Center is one of OME-RESA's member districts, and acts in the capacity of fiscal agent for OME-RESA.

**GARAWAY LOCAL SCHOOL DISTRICT
TUSCARAWAS COUNTY, OHIO**

NOTES TO THE BASIC FINANCIAL STATEMENTS
FOR THE FISCAL YEAR ENDED JUNE 30, 2013

NOTE 2 - SUMMARY OF SIGNIFICANT ACCOUNTING POLICIES - (Continued)

Tuscarawas County Tax Incentive Review Council

The Tuscarawas County Tax Incentive Review Council (TCTIRC) is a jointly governed organization, created as a regional council of governments pursuant to Section 5705.62 of the Ohio Revised Code. TCTIRC has 44 members, consisting of 3 members appointed by the County Commissioners, 18 members appointed by municipal corporations, 14 members appointed by township trustees, 1 member from the county auditor's office and 8 members appointed by boards of education located within the county. TCTIRC reviews and evaluates the performance of each Enterprise Zone Agreement. This body is advisory in nature and cannot directly impact an existing Enterprise Zone Agreement; however, the TCTIRC can make written recommendations to the legislative authority which approved the agreement. There is no cost associated with being a member of this TCTIRC. The continued existence of the TCTIRC is not dependent on the District's continued participation and no measurable equity interest exists.

The District does not retain an ongoing financial interest or an ongoing financial responsibility with any of these organizations.

PUBLIC ENTITY RISK POOLS

Workers' Compensation Group Rating Plan

The District participates in a group rating plan for workers' compensation as established under Section 4123.29 of the Ohio Revised Code. The Group Rating Plan (the "Plan") was established as a group purchasing pool.

CompManagement, Inc. is the third party administrator of this plan. Each year, the participating school districts pay an enrollment fee to the Plan to cover the costs of administering the program.

Ohio Mid-Eastern Regional Educational Services Agency (OME-RESA) Health Benefits Program

The Program is a council of governments of school districts and other political subdivisions organized and existing as a joint self-insurance program pursuant to Section 9.833 of the Ohio Revised Code providing health care and related insurance benefits to over fifty member organizations. The Program's business affairs are conducted by a Board of Directors elected from member organizations and composed of one representative from each county served and a career center representative. Each member organization pays a monthly premium based on its claims history and a monthly administration fee.

B. Fund Accounting

The District uses funds to maintain its financial records during the year. A fund is defined as a fiscal and accounting entity with a self balancing set of accounts. There are three categories of funds: governmental, proprietary and fiduciary.

**GARAWAY LOCAL SCHOOL DISTRICT
TUSCARAWAS COUNTY, OHIO**

NOTES TO THE BASIC FINANCIAL STATEMENTS
FOR THE FISCAL YEAR ENDED JUNE 30, 2013

NOTE 2 - SUMMARY OF SIGNIFICANT ACCOUNTING POLICIES - (Continued)

GOVERNMENTAL FUNDS

Governmental funds are those through which most governmental functions typically are financed. Governmental fund reporting focuses on the sources, uses and balances of current financial resources. Expendable assets are assigned to the various governmental funds according to the purposes for which they may or must be used. Current liabilities are assigned to the fund from which they will be paid. The difference between governmental fund assets, plus deferred outflows of resources, and liabilities plus deferred inflows of resources is reported as fund balance. The following is the District's major governmental fund:

General fund -The general fund is used to account for and report all financial resources not accounted for and reported in another fund. The general fund balance is available for any purpose provided it is expended or transferred according to the general laws of Ohio.

Other governmental funds of the District are used to account for (a) financial resources that are restricted, committed, or assigned to expenditures for capital outlays including the acquisition or construction of capital facilities and other capital assets, (b) specific revenue sources that are restricted or committed to an expenditure for specified purposes other than debt service or capital projects and (c) financial resources that are restricted, committed, or assigned to expenditure for principal and interest.

PROPRIETARY FUND

Proprietary funds are used to account for the District's ongoing activities which are similar to those often found in the private sector. The District has no enterprise funds. The following is a description of the District's internal service fund:

Internal service fund - The internal service fund is used to account for the financing of goods or services provided by one department or agency to other departments or agencies of the District, or to other governments, on a cost-reimbursement basis. The only internal service fund of the District accounts for a self-insurance program which provides medical/surgical, dental and vision benefits to employees.

FIDUCIARY FUNDS

Fiduciary fund reporting focuses on net position and changes in net position. The fiduciary fund category is split into four classifications: pension trust funds, investment trust funds, private-purpose trust funds and agency funds. Trust funds are used to account for assets held by the District under a trust agreement for individuals, private organizations, or other governments and are therefore not available to support the District's own programs. The District does not have any trust funds. Agency funds are custodial in nature (assets equal liabilities) and do not involve measurement of results of operations. The District's agency fund accounts for student activities and teacher funds.

C. Basis of Presentation and Measurement Focus

Government-wide Financial Statements - The statement of net position and the statement of activities display information about the District as a whole. These statements include the financial activities of the primary government, except for fiduciary funds. Internal service fund operating activity is eliminated to avoid overstatement of revenues and expenses.

**GARAWAY LOCAL SCHOOL DISTRICT
TUSCARAWAS COUNTY, OHIO**

NOTES TO THE BASIC FINANCIAL STATEMENTS
FOR THE FISCAL YEAR ENDED JUNE 30, 2013

NOTE 2 - SUMMARY OF SIGNIFICANT ACCOUNTING POLICIES - (Continued)

The government-wide statement of activities presents a comparison between direct expenses and program revenues for each function or program of the governmental activities of the District. Direct expenses are those that are specifically associated with a service, program or department and therefore clearly identifiable to a particular function. Program revenues include amounts paid by the recipient of goods or services offered by the program and grants and contributions that are restricted to meeting the operational or capital requirements of a particular program. Revenues not classified as program revenues are presented as general revenues of the District.

The government-wide financial statements are prepared using the economic resources measurement focus. All assets, deferred outflows of resources, liabilities and deferred inflows of resources associated with the operation of the District are included on the statement of net position.

Fund Financial Statements - Fund financial statements report detailed information about the District. The focus of governmental fund financial statements is on major funds rather than reporting funds by type. Each major fund is presented in a separate column, and all nonmajor funds are aggregated into one column. The internal service fund is presented in a single column on the face of the proprietary fund statements. Fiduciary funds are reported by fund type.

Like the government-wide statements, the internal service fund is accounted for on a flow of economic resources measurement focus. All assets and all liabilities associated with the operation of this fund are included on the statement of fund net position. The statement of changes in fund net position presents increases (i.e., revenues) and decreases (i.e., expenses) in net total assets. The statement of cash flows provides information about how the District finances and meets the cash flow needs of its proprietary activity.

Proprietary funds distinguish operating revenues and expenses from nonoperating items. Operating revenues and expenses generally result from providing services and producing and delivering goods in connection with a proprietary fund's principal ongoing operation. The principal operating revenue of the District's internal service fund is charges for services. Operating expenses for the internal service fund includes claims and administrative expenses. All revenues and expenses not meeting this definition are reported as nonoperating revenues and expenses.

All governmental funds are accounted for using a flow of current financial resources measurement focus. With this measurement focus, only current assets, current deferred outflows of resources, current liabilities and current deferred inflows of resources generally are included on the balance sheet. The statement of revenues, expenditures and changes in fund balances reports on the sources (i.e., revenues and other financing sources) and uses (i.e., expenditures and other financing uses) of current financial resources. This approach differs from the manner in which the governmental activities of the government-wide financial statements are prepared. Governmental fund financial statements therefore include reconciliations with brief explanations to better identify the relationship between the government-wide statements and the statements for governmental funds.

Agency funds do not report a measurement focus as they do not report operations.

**GARAWAY LOCAL SCHOOL DISTRICT
TUSCARAWAS COUNTY, OHIO**

NOTES TO THE BASIC FINANCIAL STATEMENTS
FOR THE FISCAL YEAR ENDED JUNE 30, 2013

NOTE 2 - SUMMARY OF SIGNIFICANT ACCOUNTING POLICIES - (Continued)

D. Basis of Accounting

Basis of accounting determines when transactions are recorded in the financial records and reported on the financial statements. Government-wide financial statements are prepared using the accrual basis of accounting. Governmental funds use the modified accrual basis of accounting. Fiduciary funds also use the accrual basis of accounting.

Revenues - Exchange and Nonexchange Transactions - Revenue resulting from exchange transactions, in which each party essentially gives and receives equal value, is recorded on the accrual basis when the exchange takes place. On a modified accrual basis, revenue is recorded in the fiscal year in which the resources are measurable and become available. Available means that the resources will be collected within the current fiscal year or are expected to be collected soon enough thereafter to be used to pay liabilities of the current fiscal year. For the District, available means expected to be received within sixty days of fiscal year end.

Nonexchange transactions, in which the District receives value without directly giving equal value in return, include property taxes, grants, entitlements and donations. On an accrual basis, revenue from property taxes is recognized in the fiscal year for which the taxes are levied (See Note 6).

Revenue from grants, entitlements and donations is recognized in the fiscal year in which all eligibility requirements have been satisfied. Eligibility requirements include timing requirements, which specify the year when the resources are required to be used or the fiscal year when use is first permitted, matching requirements, in which the District must provide local resources to be used for a specified purpose, and expenditure requirements, in which the resources are provided to the District on a reimbursement basis. On a modified accrual basis, revenue from nonexchange transactions must also be available before it can be recognized.

Under the modified accrual basis, the following revenue sources are considered to be both measurable and available at fiscal year end: property taxes available as an advance, interest, tuition, grants, student fees and rentals.

Deferred Inflows of Resources and Deferred Outflows of Resources - A deferred inflow of resources is an acquisition of net position by the District that is applicable to a future reporting period. A deferred outflow of resources is a consumption of net position by the District that is applicable to a future reporting period.

Property taxes for which there is an enforceable legal claim as of June 30, 2013, but which were levied to finance fiscal year 2014 operations, and other revenues received in advance of the fiscal year for which they were intended to finance, have been recorded as deferred inflows. Grants not received within the available period, grants and entitlements received before the eligibility requirements are met, and delinquent property taxes due at June 30, 2013, are recorded as deferred inflows on the governmental fund financial statements.

On governmental fund financial statements, receivables that will not be collected within the available period have been reported as deferred inflows of resources.

Deferred outflows of resources consist of unamortized deferred charges on debt refunding as reported on the statement of net position.

**GARAWAY LOCAL SCHOOL DISTRICT
TUSCARAWAS COUNTY, OHIO**

NOTES TO THE BASIC FINANCIAL STATEMENTS
FOR THE FISCAL YEAR ENDED JUNE 30, 2013

NOTE 2 - SUMMARY OF SIGNIFICANT ACCOUNTING POLICIES - (Continued)

Expenses/Expenditures - On the accrual basis of accounting, expenses are recognized at the time they are incurred. The entitlement value of donated commodities used during the year is reported in the statement of revenues, expenditures and changes in fund balances as an expenditure with a like amount reported as intergovernmental revenue.

The measurement focus of governmental fund accounting is on decreases in net financial resources (expenditures) rather than expenses. Expenditures are generally recognized in the accounting period in which the related fund liability is incurred, if measurable. Allocations of cost, such as depreciation and amortization, are not recognized in governmental funds.

E. Budgets

The District is required by State statute to adopt an annual appropriated cash basis budget for all funds. The specific timetable for fiscal year 2013 is as follows:

1. On July 25, 2002, the Tuscarawas County Budget Commission voted to waive the requirement that school districts adopt a tax budget as required by Section 5705.28 of the Ohio Revised Code, by January 15 and the filing by January 20. In order to complete other necessary documents, the Budget Commission now requires certain information to be filed by May 1. Information required includes the general fund five year forecast submitted to the Department of Education, projected revenues and expenditures line items for all levy funds, projected revenues and debt requirements (principal and interest) and amortization schedules for the debt service fund, and balances and total anticipated activity for all other funds.
2. Prior to April 1, the Board of Education accepts, by formal resolution, the tax rates as determined by the Budget Commission and receives the Commission's certificate of estimated resources which states the projected revenue of each fund. Prior to July 1, the District must revise its budget so that total contemplated expenditures from any fund during the ensuing year will not exceed the amount stated in the certificate of estimated resources. The revised budget then serves as a basis for the appropriation measure. On or about July 1, the certificate is amended to include any unencumbered balances from the preceding year as reported by the District Treasurer. The certificate may be further amended during the year if projected increases or decreases in revenue are identified by the District Treasurer. The budget figures, as shown in the accompanying budgetary statement, reflect the amounts set forth in the original and final amended certificates of estimated resources issued for fiscal year 2013.
3. By July 1, the annual appropriation resolution is legally enacted by the Board of Education at the fund level of expenditures, which is the legal level of budgetary control. State statute permits a temporary appropriation to be effective until no later than October 1 of each year. Resolution appropriations by fund must be within the estimated resources as certified by the County Budget Commission and the total of expenditures and encumbrances may not exceed the appropriation totals.
4. Any revisions that alter the total of any fund appropriation must be approved by the Board of Education.
5. Formal budgetary integration is employed as a management control device during the year for all funds consistent with the general obligation bond indenture and other statutory provisions. All funds completed the year within the amount of their legally authorized cash basis appropriation.

**GARAWAY LOCAL SCHOOL DISTRICT
TUSCARAWAS COUNTY, OHIO**

NOTES TO THE BASIC FINANCIAL STATEMENTS
FOR THE FISCAL YEAR ENDED JUNE 30, 2013

NOTE 2 - SUMMARY OF SIGNIFICANT ACCOUNTING POLICIES - (Continued)

6. Appropriations amounts are as originally adopted, or as amended by the Board of Education through the year by supplemental appropriations, which either reallocated or increased original appropriated amounts. All supplemental appropriations were legally enacted by the Board prior to June 30, 2013. The budget figures, as shown in the accompanying budgetary statement, reflect the original and final appropriation amounts including all amendments and modifications.
7. Unencumbered appropriations lapse at year end. Encumbered appropriations are carried forward to the succeeding fiscal year and need not be reappropriated. Expenditures plus encumbrances may not legally exceed budgeted appropriations at the fund level.

F. Cash and Investments

To improve cash management, cash received by the District is pooled in a central bank account. Monies for all funds are maintained in this pool. Individual fund integrity is maintained through the District's records. Each fund's interest in the pool is presented as "equity in pooled cash and cash equivalents" on the basic financial statements.

During fiscal year 2013, investments were limited to the State Treasury Asset Reserve of Ohio (STAR Ohio) and non-negotiable certificates of deposit. Except for nonparticipating investment contracts, investments are reported at fair value, which is based on quoted market prices. Nonparticipating investment contracts, such as non-negotiable certificates of deposit, are reported at cost.

The District has invested funds in STAR Ohio during fiscal year 2013. STAR Ohio is an investment pool managed by the State Treasurer's Office, which allows governments within the State to pool their funds for investment purposes. STAR Ohio is not registered with the SEC as an investment company, but does operate in a manner consistent with Rule 2a7 of the Investment Company Act of 1940. Investments in STAR Ohio are valued at STAR Ohio's shares price which is the price the investment could be sold for on June 30, 2013.

Under existing Ohio statutes all investment earnings are assigned to the general fund unless statutorily required to be credited to a specific fund. By policy of the Board of Education, investment earnings are assigned to the general fund. Interest revenue credited to the general fund during fiscal year 2013 amounted to \$4,121, which includes \$1,073 assigned from other funds.

For presentation on the basic financial statements, investments of the cash management pool and investments with original maturities of three months or less at the time they are purchased by the District are considered to be cash equivalents. Investments with an initial maturity of more than three months are reported as investments.

An analysis of the District's investment account at year end is provided in Note 4.

G. Inventory

On government-wide and fund financial statements, purchased inventories are presented at the lower of cost or market and donated commodities are presented at their entitlement value. Inventories are recorded on a first-in, first-out basis and are expensed when used. Inventories are accounted for using the consumption method.

Inventory consists of expendable supplies held for consumption, donated food and purchased food.

**GARAWAY LOCAL SCHOOL DISTRICT
TUSCARAWAS COUNTY, OHIO**

NOTES TO THE BASIC FINANCIAL STATEMENTS
FOR THE FISCAL YEAR ENDED JUNE 30, 2013

NOTE 2 - SUMMARY OF SIGNIFICANT ACCOUNTING POLICIES - (Continued)

H. Capital Assets

General capital assets are those assets from expenditures in the governmental funds. These assets are reported in the governmental activities column of the government-wide statement of net position, but are not reported in the fund financial statements.

All capital assets are capitalized at cost (or estimated historical cost) and updated for additions and retirements during the year. The District maintains a capitalization threshold of \$25,000 for land improvements and building improvements and \$1,500 for furniture, fixtures and equipment and vehicles. Donated capital assets are recorded at their fair market values as of the date received. Improvements are capitalized; the costs of normal maintenance and repairs that do not add to the value of the asset or materially extend an asset's life are not. The District does not possess infrastructure.

All reported capital assets except land are depreciated. Improvements are depreciated over the remaining useful lives of the related capital assets. Depreciation is computed using the straight-line method over the following useful lives:

<u>Description</u>	Governmental Activities <u>Estimated Lives</u>
Land improvements	10 - 20 years
Buildings and improvements	10 - 50 years
Furniture, fixtures and equipment	5 - 20 years
Vehicles	5 - 15 years

I. Unamortized Bond Premium and Discount/Accounting Gain or Loss

On the governmental fund financial statements, issuance costs, bond premiums, bond discounts, and deferred charges from debt refunding are recognized in the current period.

On the government-wide financial statements, issuance costs are recognized in the current period and are not amortized. Bond premiums and discounts are amortized over the term of the bonds using the straight-line method. Unamortized bond premiums are presented as an addition to the face amount of the bonds reported on the statement of net position. Unamortized bond discounts are presented as a reduction to the face amount of the bonds reported on the statement of net position. The reconciliation between the bonds face value and the amount reported on the statement of net position is presented in Note 10.A.

For advance refunding resulting in the defeasance of debt, the difference between the reacquisition price and the net carrying amount of the old debt is deferred and amortized as a component of interest expense. This accounting gain or loss is amortized over the remaining life of the old debt or the life of the new debt, whichever is shorter, and is presented as a deferred outflow of resources.

**GARAWAY LOCAL SCHOOL DISTRICT
TUSCARAWAS COUNTY, OHIO**

NOTES TO THE BASIC FINANCIAL STATEMENTS
FOR THE FISCAL YEAR ENDED JUNE 30, 2013

NOTE 2 - SUMMARY OF SIGNIFICANT ACCOUNTING POLICIES - (Continued)

J. Interfund Balances

On fund financial statements, receivables and payables resulting from short-term interfund loans are classified as “interfund receivables/payables”. These amounts are eliminated in the governmental activities column on the statement of net position. The District had no interfund loans receivables/payables at June 30, 2013.

K. Compensated Absences

Compensated absences of the District consist of vacation leave and sick leave to the extent that payments to the employee for these absences are attributable to services already rendered and are not contingent on a specific event that is outside the control of the District and the employee.

The District follows the provisions of GASB Statement No. 16, “Accounting for Compensated Absences”. Vacation benefits are accrued as a liability as the benefits are earned if the employees’ rights to receive compensation are attributable to services already rendered and it is probable that the District will compensate the employees for the benefits through paid time off or some other means. The District records a liability for accumulated unused vacation time earned for all eligible employees with more than one year of service.

Sick leave benefits are accrued as a liability using the termination method. The liability is an estimate based on the District’s past experience of making termination payments. An accrual for sick leave is made to the extent that it is probable that the benefits will result in termination payments.

The total liability for vacation and sick leave payments has been calculated using pay rates in effect at June 30, 2013 and reduced to the maximum payment allowed by labor contract and/or statute, plus any applicable additional salary related payments.

The entire compensated absence liability is reported on the government-wide financial statements.

For governmental fund financial statements, compensated absences are recognized as liabilities and expenditures as payments come due each period upon the occurrence of employee resignations and retirements.

L. Accrued Liabilities and Long-Term Obligations

All payables, accrued liabilities and long-term obligations are reported in the government-wide financial statements and all payables, accrued liabilities and long-term obligations payable from the internal service fund are reported on the proprietary fund financial statements.

In general, governmental fund payables and accrued liabilities that, once incurred, are paid in a timely manner and in full from current financial resources are reported as obligations of the funds. However, claims and judgments and compensated absences that will be paid from governmental funds are reported as a liability in the fund financial statements only to the extent that they are due for payment during the current year. Bonds are recognized as a liability on the fund financial statements when due.

**GARAWAY LOCAL SCHOOL DISTRICT
TUSCARAWAS COUNTY, OHIO**

NOTES TO THE BASIC FINANCIAL STATEMENTS
FOR THE FISCAL YEAR ENDED JUNE 30, 2013

NOTE 2 - SUMMARY OF SIGNIFICANT ACCOUNTING POLICIES - (Continued)

M. Fund Balance

Fund balance is divided into five classifications based primarily on the extent to which the District is bound to observe constraints imposed upon the use of the resources in the governmental funds. The classifications are as follows:

Nonspendable - The nonspendable fund balance classification includes amounts that cannot be spent because they are not in spendable form or legally required to be maintained intact. The “not in spendable form” criterion includes items that are not expected to be converted to cash.

Restricted - Fund balance is reported as restricted when constraints are placed on the use of resources that are either externally imposed by creditors (such as through debt covenants), grantors, contributors, or laws or regulations of other governments, or imposed by law through constitutional provisions or enabling legislation.

Committed - The committed fund balance classification includes amounts that can be used only for the specific purposes imposed by a formal action (resolution) of the District Board of Education (the highest level of decision making authority). Those committed amounts cannot be used for any other purpose unless the District Board of Education removes or changes the specified use by taking the same type of action (resolution) it employed to previously commit those amounts. Committed fund balance also incorporates contractual obligations to the extent that existing resources in the fund have been specifically committed for use in satisfying those contractual requirements.

Assigned - Amounts in the assigned fund balance classification are intended to be used by the District for specific purposes but do not meet the criteria to be classified as restricted nor committed. In governmental funds other than the general fund, assigned fund balance represents the remaining amount that is not restricted or committed. In the general fund, assigned amounts represent intended uses established by policies of the District Board of Education, which includes giving the Treasurer the authority to constrain monies for intended purposes.

Unassigned - Unassigned fund balance is the residual classification for the general fund and includes all spendable amounts not contained in the other classifications. In other governmental funds, the unassigned classification is only used to report a deficit fund balance resulting from overspending for specific purposes for which amounts had been restricted, committed, or assigned.

The District applies restricted resources first when expenditures are incurred for purposes for which restricted and unrestricted (committed, assigned, and unassigned) fund balance is available. Similarly, within unrestricted fund balance, committed amounts are reduced first followed by assigned, and then unassigned amounts when expenditures are incurred for purposes for which amounts in any of the unrestricted fund balance classifications could be used.

**GARAWAY LOCAL SCHOOL DISTRICT
TUSCARAWAS COUNTY, OHIO**

NOTES TO THE BASIC FINANCIAL STATEMENTS
FOR THE FISCAL YEAR ENDED JUNE 30, 2013

NOTE 2 - SUMMARY OF SIGNIFICANT ACCOUNTING POLICIES - (Continued)

N. Net Position

Net position represents the difference between assets and deferred outflows and liabilities and deferred inflows. The net position component "net investment in capital assets," consists of capital assets, net of accumulated depreciation, reduced by the outstanding balances of any borrowing used for the acquisition, construction or improvement of those assets. Deferred outflows of resources and deferred inflows of resources that are attributable to the acquisition, construction or improvement of those assets or related debt also should be included in this component of net position. Net position is reported as restricted when there are limitations imposed on its use either through the enabling legislation adopted by the District or through external restrictions imposed by creditors, grantors or laws or regulations of other governments.

The District applies restricted resources first when an expense is incurred for purposes for which both restricted and unrestricted net position is available.

O. Estimates

The preparation of the basic financial statements in conformity with GAAP requires management to make estimates and assumptions that affect the amounts reported in the basic financial statements and accompanying notes. Actual results may differ from those estimates.

P. Interfund Activity

Exchange transactions between funds are reported as revenues in the seller funds and as expenditures/expenses in the purchaser funds. Flows of cash or goods from one fund to another without a requirement for repayment are reported as interfund transfers. Interfund transfers are reported as other financing sources/uses in governmental funds. Repayments from funds responsible for particular expenditures/expenses to the funds that initially paid for them are not presented on the basic financial statements.

Q. Extraordinary and Special Items

Extraordinary items are transactions or events that are both unusual in nature and infrequent in occurrence. Special items are transactions or events that are within the control of the Board of Education and that are either unusual in nature or infrequent in occurrence. During fiscal year 2013, the District did not incur any transactions that would be classified as an extraordinary item or special item.

**GARAWAY LOCAL SCHOOL DISTRICT
TUSCARAWAS COUNTY, OHIO**

NOTES TO THE BASIC FINANCIAL STATEMENTS
FOR THE FISCAL YEAR ENDED JUNE 30, 2013

NOTE 3 - ACCOUNTABILITY AND COMPLIANCE

A. Change in Accounting Principles

For fiscal year 2013, the District has implemented GASB Statement No. 60, "Accounting and Financial Reporting for Service Concession Arrangements", GASB Statement No. 61, "The Financial Reporting Entity: Omnibus an Amendment of GASB Statements No. 14 and No. 34", GASB Statement No. 62, "Codification of Accounting and Financial Reporting Guidance Contained in Pre-November 30, 1989 FASB and AICPA pronouncements", GASB Statement No. 63, "Financial Reporting of Deferred Outflows of Resources, Deferred Inflows of Resources, and Net Position", GASB Statement No. 65, "Items Previously Reported as Assets and Liabilities", and GASB Statement No. 66, "Technical Corrections-2012".

GASB Statement No. 60 addresses issues related to service concession arrangements (SCAs), which are a type of public-private or public-public partnership. An SCA is an arrangement between a transferor (a government) and an operator (governmental or nongovernmental entity) in which (1) the transferor conveys to an operator the right and related obligation to provide services through the use of infrastructure or another public asset (a "facility") in exchange for significant consideration and (2) the operator collects and is compensated by fees from third parties. The implementation of GASB Statement No. 60 did not have an effect on the financial statements of the District.

GASB Statement No. 61 modifies certain requirements for inclusion of component units in the financial reporting entity. The Statement amends the criteria for reporting component units as if they were part of the primary government in certain circumstances. Finally, the Statement also clarifies the reporting of equity interests in legally separate organizations. The implementation of GASB Statement No. 61 did not have an effect on the financial statements of the District.

GASB Statement No. 62 codifies accounting and financial reporting guidance contained in pre-November 30, 1989 FASB and AICPA pronouncements in an effort to codify all sources of GAAP for State and local governments so that they derive from a single source. The implementation of GASB Statement No. 62 did not have an effect on the financial statements of the District.

GASB Statement No. 63 provides financial and reporting guidance for *deferred outflows of resources* and *deferred inflows of resources* which are financial statement elements that are distinct from assets and liabilities. GASB Statement No. 63 standardizes the presentation of deferred outflows of resources and deferred inflows of resources and their effects on a government's *net position*. The implementation of GASB Statement No. 63 has changed the presentation of the District's financial statements to incorporate the concepts of net position, deferred outflows of resources and deferred inflows of resources.

GASB Statement No. 65 establishes accounting and financial reporting standards that reclassify, as *deferred outflows of resources* or *deferred inflows of resources*, certain items that were previously reported as assets and liabilities and recognizes, as outflows of resources or inflows of resources, certain items that were previously reported as assets and liabilities. GASB Statement No. 65 also provides other financial reporting guidance related to the impact of the financial statement elements *deferred outflows of resources* and *deferred inflows of resources*, such as changes in the determination of the major fund calculations and limiting the use of the term *deferred* in financial statement presentations. These changes were incorporated in the District's fiscal year 2013 financial statements; however, there was no effect on beginning net position/fund balance.

**GARAWAY LOCAL SCHOOL DISTRICT
TUSCARAWAS COUNTY, OHIO**

NOTES TO THE BASIC FINANCIAL STATEMENTS
FOR THE FISCAL YEAR ENDED JUNE 30, 2013

NOTE 3 - ACCOUNTABILITY AND COMPLIANCE - (Continued)

GASB Statement No. 66 enhances the usefulness of financial reports by resolving conflicting accounting and financial reporting guidance that could diminish the consistency of financial reporting. The implementation of GASB Statement No. 66 did not have an effect on the financial statements of the District.

B. Deficit Fund Balances

Fund balances at June 30, 2013 included the following individual fund deficits:

<u>Nonmajor funds</u>	<u>Deficit</u>
Food service	\$ 12,110
IDEA, Part-B	508
Title I, disadvantaged children	2,999

The general fund is liable for any deficits in these funds and provides transfers when cash is required, not when accruals occur. The deficit fund balances resulted from adjustments for accrued liabilities.

C. Restatement of Net Position

The District's net position has been restated to reflect a self-insurance program for health benefits in an internal service fund that should have been reported as part of governmental activities at June 30, 2012. This change had the following effect on net position as previously reported by the governmental activities and the proprietary fund:

	<u>Governmental Activities</u>	<u>Internal Service</u>
Net position, June 30, 2012	\$ 4,570,240	\$ -
Adjustment for internal service fund	<u>1,308,417</u>	<u>1,308,417</u>
Restated net position, June 30, 2012	<u>\$ 5,878,657</u>	<u>\$ 1,308,417</u>

NOTE 4 - DEPOSITS AND INVESTMENTS

State statutes classify monies held by the District into three categories.

Active deposits are public deposits necessary to meet current demands on the treasury. Such monies must be maintained either as cash in the District treasury, in commercial accounts payable or withdrawable on demand, including negotiable order of withdrawal (NOW) accounts, or in money market deposit accounts.

Inactive deposits are public deposits that the Board of Education has identified as not required for use within the current five year period of designation of depositories. Inactive deposits must either be evidenced by certificates of deposit maturing not later than the end of the current period of designation of depositories, or by savings or deposit accounts including, but not limited to, passbook accounts.

**GARAWAY LOCAL SCHOOL DISTRICT
TUSCARAWAS COUNTY, OHIO**

**NOTES TO THE BASIC FINANCIAL STATEMENTS
FOR THE FISCAL YEAR ENDED JUNE 30, 2013**

NOTE 4 - DEPOSITS AND INVESTMENTS - (Continued)

Interim deposits are deposits of interim monies. Interim monies are those monies which are not needed for immediate use, but which will be needed before the end of the current period of designation of depositories. Interim deposits must be evidenced by time certificates of deposit or by savings or deposit accounts including passbook accounts.

Interim monies may be deposited or invested in the following securities:

1. United States Treasury Notes, Bills, Bonds, or any other obligation or security issued by the United States Treasury or any other obligation guaranteed as to principal and interest by the United States;
2. Bonds, notes, debentures, or any other obligations or securities issued by any federal government agency or instrumentality, including, but not limited to, the Federal National Mortgage Association, Federal Home Loan Bank, Federal Farm Credit Bank, Federal Home Loan Mortgage Corporation, Government National Mortgage Association, and Student Loan Marketing Association. All federal agency securities shall be direct issuances of federal government agencies or instrumentalities;
3. Written repurchase agreements in the securities listed above provided that the market value of the securities subject to the repurchase agreement must exceed the principal value of the agreement by at least two percent and be marked to market daily, and that the term of the agreement must not exceed thirty days;
4. Bonds and other obligations of the State of Ohio;
5. No-load money market mutual funds consisting exclusively of obligations described in items (1) and (2) above and repurchase agreements secured by such obligations, provided that investments in securities described in this division are made only through eligible institutions;
6. The State Treasurer's investment pool (STAR Ohio);
7. Certain banker's acceptance and commercial paper notes for a period not to exceed one hundred eighty days from the purchase date in an amount not to exceed twenty-five percent of the interim monies available for investment at any one time; and,
8. Under limited circumstances, corporate debt interests rated in either of the two highest classifications by at least two nationally recognized rating agencies.

Protection of the District's deposits is provided by the Federal Deposit Insurance Corporation (FDIC), by eligible securities pledged by the financial institution as security for repayment, by company surety bonds deposited with the Treasurer by the financial institution or by a single collateral pool established by the financial institution to secure the repayment of all public monies deposited with the institution.

**GARAWAY LOCAL SCHOOL DISTRICT
TUSCARAWAS COUNTY, OHIO**

NOTES TO THE BASIC FINANCIAL STATEMENTS
FOR THE FISCAL YEAR ENDED JUNE 30, 2013

NOTE 4 - DEPOSITS AND INVESTMENTS - (Continued)

Investments in stripped principal or interest obligations reverse repurchase agreements and derivatives are prohibited. The issuance of taxable notes for the purpose of arbitrage, the use of leverage and short selling are also prohibited. An investment must mature within five years from the date of purchase unless matched to a specific obligation or debt of the District, and must be purchased with the expectation that it will be held to maturity. Investments may only be made through specified dealers and institutions. Payment for investments may be made only upon delivery of the securities representing the investments to the Treasurer or, if the securities are not represented by a certificate, upon receipt of confirmation of transfer from the custodian.

A. Cash with Fiscal Agent

The District is self-insured through a fiscal agent. The money held by the fiscal agent cannot be identified as an investment or deposit, since it is held in a pool made up of numerous participants. The amount held by the fiscal agent at June 30, 2013 was \$2,020,729. This amount is not included in the “deposits” or “investments” reported below.

B. Deposits with Financial Institutions

At June 30, 2013, the carrying amount of all District deposits was \$3,073,770. Based on the criteria described in GASB Statement No. 40, “Deposits and Investment Risk Disclosures”, as of June 30, 2013, \$2,682,638 of the District’s bank balance of \$3,182,638 was exposed to custodial risk as discussed below, while \$500,000 was covered by the FDIC.

Custodial credit risk is the risk that, in the event of bank failure, the District’s deposits may not be returned. All deposits are collateralized with eligible securities in amounts equal to at least 105% of the carrying value of the deposits. Such collateral, as permitted by the Ohio Revised Code, is held in single financial institution collateral pools at Federal Reserve Banks, or at member banks of the federal reserve system, in the name of the respective depository bank and pledged as a pool of collateral against all of the public deposits it holds or as specific collateral held at the Federal Reserve Bank in the name of the District. The District has no deposit policy for custodial credit risk beyond the requirements of State statute. Although the securities were held by the pledging institutions’ trust department and all statutory requirements for the deposit of money had been followed, noncompliance with federal requirements could potentially subject the District to a successful claim by the FDIC.

C. Investments

As of June 30, 2013, the District had the following investments and maturities:

<u>Investment type</u>	<u>Fair Value</u>	<u>Investment Maturities</u> 6 months or less
STAR Ohio	\$ 235,478	\$ 235,478

**GARAWAY LOCAL SCHOOL DISTRICT
TUSCARAWAS COUNTY, OHIO**

NOTES TO THE BASIC FINANCIAL STATEMENTS
FOR THE FISCAL YEAR ENDED JUNE 30, 2013

NOTE 4 - DEPOSITS AND INVESTMENTS - (Continued)

Credit Risk: The District's investments in STAR Ohio were rated AAAM money market rating by Standard and Poor's.

Concentration of Credit Risk: The District places no limit on the amount that may be invested in any one issuer. The following table includes the percentage of each investment type held by the District at June 30, 2013:

<u>Investment type</u>	<u>Fair Value</u>	<u>% Total</u>
STAR Ohio	\$ 235,478	100.00

D. Reconciliation of Cash and Investments to the Statement of Net Position

The following is a reconciliation of cash and investments as reported in the note above to cash and investments as reported on the statement of net position as of June 30, 2013:

<u>Cash and investments per note</u>	
Carrying amount of deposits	\$ 3,073,770
Investments	235,478
Cash with fiscal agents	<u>2,020,729</u>
Total	<u>\$ 5,329,977</u>
 <u>Cash and investments per statement of net position</u>	
Governmental activities	\$ 5,265,323
Agency funds	<u>64,654</u>
Total	<u>\$ 5,329,977</u>

NOTE 5 - INTERFUND TRANSACTIONS

Transfers for the fiscal year ended June 30, 2013, as reported in the fund financial statements:

<u>Transfers from general fund to:</u>	<u>Amount</u>
Food service fund (a nonmajor governmental fund)	<u>\$ 20,000</u>

Transfers are used to move revenues from the fund that statute or budget required to collect them to the fund that statute or budget requires to expend them and to use unrestricted revenues collected in the general fund to finance various programs accounted for in other funds in accordance with budgetary authorizations.

All transfers were made in compliance with Ohio Revised Code Sections 5705.14, 5705.15 and 5705.16. Interfund transfers between governmental funds are eliminated on the government-wide financial statements.

**GARAWAY LOCAL SCHOOL DISTRICT
TUSCARAWAS COUNTY, OHIO**

**NOTES TO THE BASIC FINANCIAL STATEMENTS
FOR THE FISCAL YEAR ENDED JUNE 30, 2013**

NOTE 6 - PROPERTY TAXES

Property taxes are levied and assessed on a calendar year basis while the District fiscal year runs from July through June. First half tax collections are received by the District in the second half of the fiscal year. Second half tax distributions occur in the first half of the following fiscal year.

Property taxes include amounts levied against all real property and public utility property. Real property tax revenues received in calendar year 2013 represent the collection of calendar year 2012 taxes. Real property taxes received in calendar year 2013 were levied after April 1, 2012, on the assessed values as of January 1, 2012, the lien date. Assessed values for real property taxes are established by State statute at 35 percent of appraised market value. Real property taxes are payable annually or semiannually. If paid annually, payment is due December 31; if paid semiannually, the first payment is due December 31, with the remainder payable by June 20. Under certain circumstances, State statute permits alternate payment dates to be established. Public utility property tax revenues received in calendar year 2013 represent the collection of calendar year 2012 taxes. Public utility real and personal property taxes received in calendar year 2013 became a lien on December 31, 2011, were levied after April 1, 2012, and are collected with real property taxes. Public utility real property is assessed at 35 percent of true value; public utility tangible personal property is currently assessed at varying percentages of true value.

The District receives property taxes from Coshocton, Holmes and Tuscarawas Counties. The County Auditors periodically advance to the District its portion of the taxes collected. Second-half real property tax payments collected by the County by June 30, 2013, are available to finance fiscal year 2013 operations. The amount available as an advance at June 30, 2013 was \$469,708 in the general fund, \$4,192 in the bond retirement fund (a nonmajor governmental fund) and \$18,781 in the permanent improvement fund (a nonmajor governmental fund). This amount is recorded as revenue. The amount available for advance at June 30, 2012 was \$532,402 in the general fund, \$17,649 in the bond retirement fund (a nonmajor governmental fund) and \$21,267 in the permanent improvement fund (a nonmajor governmental fund). The amount of second-half real property taxes available for advance at fiscal year-end can vary based on the date the tax bills are sent.

Accrued property taxes receivable includes real property, public utility property and delinquent tangible personal property taxes which are measurable as of June 30, 2013 and for which there is an enforceable legal claim. Although total property tax collections for the next fiscal year are measurable, only the amount of real property taxes available as an advance at June 30 was levied to finance current fiscal year operations and is reported as revenue at fiscal year end. The portion of the receivable not levied to finance current fiscal year operations is offset by a credit to deferred inflows.

On the accrual basis of accounting, collectible delinquent property taxes have been recorded as a receivable and revenue, while on a modified accrual basis of accounting the revenue has been reported as a deferred inflow.

**GARAWAY LOCAL SCHOOL DISTRICT
TUSCARAWAS COUNTY, OHIO**

NOTES TO THE BASIC FINANCIAL STATEMENTS
FOR THE FISCAL YEAR ENDED JUNE 30, 2013

NOTE 6 - PROPERTY TAXES - (Continued)

The assessed values upon which the fiscal year 2013 taxes were collected are:

	2012 Second Half Collections		2013 First Half Collections	
	<u>Amount</u>	<u>Percent</u>	<u>Amount</u>	<u>Percent</u>
Agricultural/residential and other real estate	\$ 188,633,509	96.45	\$ 191,970,090	96.58
Public utility personal	<u>6,945,690</u>	<u>3.55</u>	<u>6,791,580</u>	<u>3.42</u>
Total	<u>\$ 195,579,199</u>	<u>100.00</u>	<u>\$ 198,761,670</u>	<u>100.00</u>
Tax rate per \$1,000 of assessed valuation	\$51.40		\$50.60	

NOTE 7 - RECEIVABLES

Receivables at June 30, 2013 consisted of property taxes, accounts (billings for user charged services and student fees), accrued interest, and intergovernmental grants and entitlements. All receivables are considered collectible in full due to the ability to foreclose for the nonpayment of taxes, the stable condition of State programs and the current year guarantee of federal funds.

A summary of the principal items of receivables reported on the statement of net position follows:

Governmental activities:

Property taxes	\$ 5,680,810
Accounts	14,468
Accrued interest	220
Intergovernmental	<u>132,300</u>
Total	<u>\$ 5,827,798</u>

Receivables have been disaggregated on the face of the basic financial statements. All receivables are expected to be collected within the subsequent year.

**GARAWAY LOCAL SCHOOL DISTRICT
TUSCARAWAS COUNTY, OHIO**

NOTES TO THE BASIC FINANCIAL STATEMENTS
FOR THE FISCAL YEAR ENDED JUNE 30, 2013

NOTE 8 - CAPITAL ASSETS

Capital asset activity for the fiscal year ended June 30, 2013, was as follows:

Governmental Activities	Balance <u>06/30/12</u>	<u>Additions</u>	<u>Deductions</u>	Balance <u>06/30/13</u>
<i>Capital assets, not being depreciated:</i>				
Land	\$ 118,386	\$ -	\$ -	\$ 118,386
Total capital assets, not being depreciated	<u>118,386</u>	<u>-</u>	<u>-</u>	<u>118,386</u>
<i>Capital assets, being depreciated:</i>				
Land improvements	220,815	-	-	220,815
Buildings and improvements	4,930,248	121,324	-	5,051,572
Furniture, fixtures and equipment	718,240	27,747	(49,472)	696,515
Vehicles	<u>1,042,842</u>	<u>158,482</u>	<u>-</u>	<u>1,201,324</u>
Total capital assets, being depreciated	<u>6,912,145</u>	<u>307,553</u>	<u>(49,472)</u>	<u>7,170,226</u>
<i>Less: accumulated depreciation</i>				
Land improvements	(104,747)	(9,371)	-	(114,118)
Buildings and improvements	(3,100,184)	(99,947)	-	(3,200,131)
Furniture, fixtures and equipment	(535,960)	(34,718)	48,539	(522,139)
Vehicles	<u>(421,201)</u>	<u>(81,287)</u>	<u>-</u>	<u>(502,488)</u>
Total accumulated depreciation	<u>(4,162,092)</u>	<u>(225,323)</u>	<u>48,539</u>	<u>(4,338,876)</u>
Governmental activities capital assets, net	<u>\$ 2,868,439</u>	<u>\$ 82,230</u>	<u>\$ (933)</u>	<u>\$ 2,949,736</u>

Depreciation expense was charged to governmental functions as follows:

<u>Instruction:</u>	
Regular	\$ 54,819
Special	7,417
Vocational	1,258
<u>Support Services:</u>	
Pupil	1,097
Instructional staff	5,911
Administration	4,899
Fiscal	604
Operations and maintenance	11,837
Pupil transportation	81,287
Extracurricular	53,980
Food service operations	<u>2,214</u>
Total depreciation expense	<u>\$ 225,323</u>

**GARAWAY LOCAL SCHOOL DISTRICT
TUSCARAWAS COUNTY, OHIO**

NOTES TO THE BASIC FINANCIAL STATEMENTS
FOR THE FISCAL YEAR ENDED JUNE 30, 2013

NOTE 9 - OPERATING LEASES - LESSEE DISCLOSURE

The District has entered into an operating lease agreement for copier equipment which expires during 2014. Equipment operating lease expense totaled \$50,508 in 2013. The agreement is non-cancelable and provides for minimum, annual leases as follows:

<u>Year Ended</u>	<u>Annual Amount</u>
2014	<u>\$ 25,254</u>
Total	<u>\$ 25,254</u>

Effective February 1, 2011, the District signed a 35 year operating lease agreement for the use of land with the Belden Brick Company. The lease expires January 31, 2046; although, the District or Belden Brick can terminate the lease by giving notice, in writing, at least one year in advance. The lease expense was \$200 in 2013.

NOTE 10 - LONG-TERM OBLIGATIONS

A. During fiscal year 2013, the following changes occurred in governmental activities long-term obligations:

	<u>Balance Outstanding 06/30/12</u>	<u>Additions</u>	<u>Reductions</u>	<u>Balance Outstanding 06/30/13</u>	<u>Amounts Due in One Year</u>
Governmental activities:					
G.O. Refunding Bonds - Series 2005	\$ 470,000	\$ -	\$ (150,000)	\$ 320,000	\$ 155,000
Energy conservation note	128,123	-	(41,706)	86,417	43,942
Compensated absences	<u>904,619</u>	<u>182,410</u>	<u>(59,418)</u>	<u>1,027,611</u>	<u>248,629</u>
Total	<u>\$ 1,502,742</u>	<u>\$ 182,410</u>	<u>\$ (251,124)</u>	1,434,028	<u>\$ 447,571</u>
Add: unamortized premium				<u>4,356</u>	
Total on statement of net position				<u>\$ 1,438,384</u>	

Compensated Absences: Compensated absences will be paid from the fund from which the employee's salaries are paid which, for the District is primarily the general fund, food service fund (a nonmajor governmental fund), the Title I fund (a nonmajor governmental fund) and the Title VI-B fund (a nonmajor governmental fund).

B. *General Obligation Bonds* - On September 13, 2005 the District issued general obligation bonds (Series 2005 Refunding Bonds) to advance refund the Series 1990 General Obligation Bonds (principal \$1,375,000). The issuance proceeds of \$1,375,000 were used to purchase securities which were placed in an irrevocable trust to provide resources for all future debt service payments on the refunded debt. These bonds have an interest rate ranging from 3.00% to 4.75%. This refunded debt is considered defeased (in-substance) and accordingly, has been removed from the statement of net position.

**GARAWAY LOCAL SCHOOL DISTRICT
TUSCARAWAS COUNTY, OHIO**

NOTES TO THE BASIC FINANCIAL STATEMENTS
FOR THE FISCAL YEAR ENDED JUNE 30, 2013

NOTE 10 - LONG-TERM OBLIGATIONS - (Continued)

The refunding issue is comprised of current interest bonds, par value \$1,375,000. Payments of principal and interest relating to the refunding bonds are recorded as expenditures in the debt service fund (a nonmajor governmental fund).

The reacquisition price exceeded the net carrying amount of the old debt by \$39,063. This amount is being netted against the new debt and amortized over the remaining life of the refunded debt, which is equal to the life of the new debt issued.

The following is a summary of the future debt service requirements to maturity for the 2005 Series Refunding Bonds:

<u>Year Ended</u>	<u>Current Interest Bonds</u>		
	<u>Principal</u>	<u>Interest</u>	<u>Total</u>
2014	\$ 155,000	\$ 10,938	\$ 165,938
2015	165,000	3,919	168,919
Total	<u>\$ 320,000</u>	<u>\$ 14,857</u>	<u>\$ 334,857</u>

- C. *Energy Conservation Note* - On May 8, 2000, the District issued a \$491,501 energy conservation note in accordance with Section 3313.372, Ohio Revised Code, and House Bill 264. This note bears an interest rate of 5.25% and matures on May 8, 2015. The primary source of repayment of this note is through energy savings as a result of the improvements. Payments of principal and interest relating to this liability are recorded as expenditures in the debt service fund (a nonmajor governmental fund).

The following is a summary of the District's future annual debt service requirements to maturity for the energy conservation note:

<u>Year Ending June 30</u>	<u>Principal on Note</u>	<u>Interest on Note</u>	<u>Total</u>
2014	\$ 43,942	\$ 3,484	\$ 47,426
2015	42,475	1,130	43,605
Total	<u>\$ 86,417</u>	<u>\$ 4,614</u>	<u>\$ 91,031</u>

D. Legal Debt Margin

The Ohio Revised Code provides that voted net general obligation debt of the District shall never exceed 9% of the total assessed valuation of the District. The code further provides that unvoted indebtedness shall not exceed 1/10 of 1% of the property valuation of the District. The code additionally states that unvoted indebtedness related to energy conservation debt shall not exceed 9/10 of 1% of the property valuation of the District. The assessed valuation use in determining the District's legal debt margin has been modified by House Bill 530 which became effective March 30, 2006. In accordance with House Bill 530, the assessed valuation used in the District's legal debt margin calculation excluded tangible personal property used in business, telephone or telegraph property, interexchange telecommunications company property, and personal property owned or leased by a railroad company and used in railroad operations. The effects of these debt limitations at June 30, 2013, are a voted debt margin of \$17,957,414 (including available funds of \$388,864) and an unvoted debt margin of \$198,762.

**GARAWAY LOCAL SCHOOL DISTRICT
TUSCARAWAS COUNTY, OHIO**

**NOTES TO THE BASIC FINANCIAL STATEMENTS
FOR THE FISCAL YEAR ENDED JUNE 30, 2013**

NOTE 11 - EMPLOYEE BENEFITS

A. Compensated Absences

The criteria for determining vacation and sick leave benefits are derived from negotiated agreements and State laws. Classified employees and administrators who are contracted to work 11 months or more per year earn ten to twenty days of vacation per year, depending upon length of service. Accumulated unused vacation time is paid to employees upon termination of employment or retirement. Administrators, teachers and classified employees who work less than 11 months per year do not earn vacation time. Teachers, administrators and classified employees earn sick leave at the rate of one and one-fourth days per month. Sick leave may be accumulated to a maximum of 228 days for certified employees and 215 days for classified employees. Upon termination of employment or retirement, a certified employee or administrator receives payment for one-fourth of the total sick leave accumulation up to a maximum accumulation of 57 days. Upon termination of employment or retirement, a classified employee is paid for one-fourth of the total sick leave accumulation to a maximum accumulation of 53 days.

B. Life Insurance

The District provides life insurance and accidental death and dismemberment insurance to employees through the Guardian Life Insurance Company, New York of \$15,000 and \$7,500 for full-time and part-time certified employees, respectively, of \$18,000 and \$9,000 for full-time and part-time classified employees, respectively, and \$50,000 for the Superintendent and Treasurer.

NOTE 12 - RISK MANAGEMENT

A. Comprehensive

The District is exposed to various risks of loss related to torts; theft or damage to, and destruction of assets; errors and omissions; injuries to employees; and natural disasters. During fiscal year 2013, the District contracted with Ohio School Plan (OSP) for property and fleet insurance. Coverages provided and deductibles are as follows:

Building and Contents - replacement cost (\$1,000 deductible)	\$38,033,222
Boiler and Machinery (\$1,000 deductible)	38,033,222
Automobile Liability (\$250 comprehensive, \$500 collision)	1,000,000
Uninsured Motorists (\$250 comprehensive, \$500 collision)	1,000,000

Professional liability is also protected by the Ohio School Plan with a \$1,000,000 single occurrence limit, a \$3,000,000 aggregate limit, with a \$2,500 deductible. OSP provides general liability at the same limits as fiduciary liability with no deductible. The Travelers Casualty and Surety Company of America maintains \$20,000 public official bonds for the Board President, Board Vice-President, Superintendent, Assistant Treasurers, and Athletic Director. The Travelers Casualty and Surety Company of America also maintains a \$25,000 bond for the Treasurer.

Settled claims have not exceeded this commercial coverage in any of the past three years. There have been no significant reductions in insurance coverage from last year.

**GARAWAY LOCAL SCHOOL DISTRICT
TUSCARAWAS COUNTY, OHIO**

NOTES TO THE BASIC FINANCIAL STATEMENTS
FOR THE FISCAL YEAR ENDED JUNE 30, 2013

NOTE 12 - RISK MANAGEMENT - (Continued)

B. Workers' Compensation

The District participates in a Workers' Compensation Group Rating Plan (GRP), an insurance purchasing pool (Note 2.A.). The intent of the GRP is to achieve the benefit of a reduced premium for the District by virtue of its grouping and representation with other participants in the GRP. Participants in the GRP are placed on tiers according to their loss history. Participants with low loss histories are rewarded with greater savings than participants with higher loss histories. Each participant pays its workers' compensation premium to the state based on the rate for its GRP tier rather than its individual rate. Participation in the GRP is limited to school districts that can meet the GRP's selection criteria. The firm of CompManagement, Inc. provides administrative, cost control, assistance with safety programs, and actuarial services to the GRP.

C. Employee Group Medical, Dental, and Vision Insurance

For fiscal year 2013, the District was self-insured for employee group medical, dental, and vision insurance as a member of the OME-RESA Health Benefits Program. For certified employees, the District provides hospital and surgical coverage which is 100% in-network and 90% out-of-network paid of reasonable and customary charges. For classified employees, hospital coverage is provided at 90% in-network and 80% out-of-network paid of reasonable and customary charges. Surgical coverage is at 100% in-network and 90% out-of-network. For all employees, major medical expense coverage includes a \$100 individual and \$200 family annual deductible in-network and \$200 individual and \$400 family annual deductible out-of-network, followed by a 90% in-network and 80% out-of-network employee co-payment to a \$250 per person and \$500 per family in-network and \$750 per person and \$1,000 per family out-of-network out-of-pocket maximum. A third party administrator, Klais & Company, Inc., of Akron, Ohio, performed administrative services and reviews all claims from July 1, 2012 to December 31, 2012. The District paid \$21,828 in administrative fees to Klais & Company, Inc. in the 1st half of FY13. Medical Mutual Services, LLC, of Cleveland, Ohio, took over third party administrator duties from January 1, 2013 through June 30, 2013. The change was due to Medical Mutual of Ohio (Garaway's medical insurance carrier) disallowing the renting of their network to any other third party administrators except their own. The District paid \$26,038 in administrative fees to Medical Mutual Services, LLC in the 2nd half of FY13. The OME-RESA Health Benefits Program purchases stop-loss coverage of \$500,000 per individual from Sun Life. There is an internal pool from \$35,000 to \$500,000 for stop-loss coverage. The District pays ninety-five percent of the premium for full-time and fifty percent of the premium for part-time classified employees for single or family coverage. The District also provides dental and vision coverage. The premiums are paid by the District at a rate of ninety percent for full-time certified employees and fifty percent for part-time certified employees. The premium is paid by the fund that paid the salary for the employee. The employee share of the group health insurance premium is covered by an Internal Revenue Code Section 125 plan on a mandatory basis.

Total required monthly premiums for coverage are as follows:

	Family	Individual
Medical/Surgical	\$1,435.14	\$ 541.66
Dental	74.81	29.94
Vision	11.03	4.41

**GARAWAY LOCAL SCHOOL DISTRICT
TUSCARAWAS COUNTY, OHIO**

NOTES TO THE BASIC FINANCIAL STATEMENTS
FOR THE FISCAL YEAR ENDED JUNE 30, 2013

NOTE 12 - RISK MANAGEMENT - (Continued)

The claims liability of \$201,611 reported in the internal service fund at June 30, 2013, is based on an estimate provided by the third party administrator and the requirements of GASB Statement No. 10, "Accounting and Financial Reporting for Risk Financing and Related Insurance Issues", as amended by GASB Statement No. 30, "Risk Financing Omnibus", which requires that a liability for unpaid claims costs, including estimates of costs relating to incurred, but not reported claims, be accrued at the estimated ultimate cost of settling the claims.

<u>Fiscal Year</u>	<u>Beginning Balance</u>	<u>Claims Incurred</u>	<u>Claims Payments</u>	<u>Ending Balance</u>
2013	\$ 50,864	\$ 1,733,040	\$ (1,582,293)	\$ 201,611

NOTE 13 - PENSION PLANS

A. School Employees Retirement System

Plan Description - The District contributes to the School Employees Retirement System (SERS), a cost-sharing, multiple-employer defined benefit pension plan. SERS provides retirement, disability, survivor benefits, annual cost-of-living adjustments, and death benefits to plan members and beneficiaries. Authority to establish and amend benefits is provided by Chapter 3309 of the Ohio Revised Code. SERS issues a publicly available, stand-alone financial report that includes financial statements and required supplementary information. That report may be obtained by writing to the School Employees Retirement System, 300 East Broad Street, Suite 100, Columbus, Ohio 43215-3746. It is also posted on the SERS' Ohio website, www.ohsers.org, under "*Employers/Audit Resources*".

Funding Policy - Plan members are required to contribute 10 percent of their annual covered salary and the District is required to contribute at an actuarially determined rate. The current District rate is 14 percent of annual covered payroll. A portion of the District's contribution is used to fund pension obligations with the remainder being used to fund health care benefits. For fiscal year 2013, 13.05 percent and 0.05 percent of annual covered salary was the portion used to fund pension obligations and death benefits, respectively. The contribution requirements of plan members and employers are established and may be amended by the SERS' Retirement Board up to a statutory maximum amount of 10 percent for plan members and 14 percent for employers. Chapter 3309 of the Ohio Revised Code provides statutory authority for member and employer contributions. The District's required contributions for pension obligations and death benefits to SERS for the fiscal years ended June 30, 2013, 2012 and 2011 were \$192,402, \$190,668 and \$177,028, respectively; 78.00 percent has been contributed for fiscal year 2013 and 100 percent for fiscal years 2012 and 2011.

B. State Teachers Retirement System of Ohio

Plan Description - The District participates in the State Teachers Retirement System of Ohio (STRS Ohio), a cost-sharing, multiple-employer public employee retirement plan. STRS Ohio provides retirement and disability benefits to members and death and survivor benefits to beneficiaries. STRS Ohio issues a stand-alone financial report that may be obtained by writing to STRS Ohio, 275 E. Broad St., Columbus, OH 43215-3771, by calling (888) 227-7877, or by visiting the STRS Ohio website at www.strsoh.org, under "*Publications*".

**GARAWAY LOCAL SCHOOL DISTRICT
TUSCARAWAS COUNTY, OHIO**

**NOTES TO THE BASIC FINANCIAL STATEMENTS
FOR THE FISCAL YEAR ENDED JUNE 30, 2013**

NOTE 13 - PENSION PLANS - (Continued)

New members have a choice of three retirement plans, a Defined Benefit (DB) Plan, a Defined Contribution (DC) Plan and a Combined Plan. The DB plan offers an annual retirement allowance based on final average salary times a percentage that varies based on years of service, or an allowance based on a member's lifetime contributions and earned interest matched by STRS Ohio funds divided by an actuarially determined annuity factor. The DC Plan allows members to place all their member contributions and employer contributions equal to 10.5 percent of earned compensation into an investment account. Investment decisions are made by the member. A member is eligible to receive a retirement benefit at age 50 and termination of employment. The member may elect to receive a lifetime monthly annuity or a lump sum withdrawal. The Combined Plan offers features of both the DC Plan and the DB Plan. In the Combined Plan, member contributions are invested by the member, and employer contributions are used to fund the defined benefit payment at a reduced level from the regular DB Plan. The DB portion of the Combined Plan payment is payable to a member on or after age 60; the DC portion of the account may be taken as a lump sum or converted to a lifetime monthly annuity at age 50. Benefits are established by Chapter 3307 of the Ohio Revised Code.

A DB or Combined Plan member with five or more years credited service who becomes disabled may qualify for a disability benefit. Eligible spouses and dependents of these active members who die before retirement may qualify for survivor benefits. Members in the DC Plan who become disabled are entitled only to their account balance. If a member of the DC Plan dies before retirement benefits begin, the member's designated beneficiary is entitled to receive the member's account balance.

Funding Policy - For fiscal year 2013, plan members were required to contribute 10 percent of their annual covered salaries. The District was required to contribute 14 percent; 13 percent was the portion used to fund pension obligations. Contribution rates are established by the State Teachers Retirement Board, upon recommendations of its consulting actuary, not to exceed statutory maximum rates of 10 percent for members and 14 percent for employers. Chapter 3307 of the Ohio Revised Code provides statutory authority for member and employer contributions.

The District's required contributions for pension obligations to STRS Ohio for the fiscal years ended June 30, 2013, 2012 and 2011 were \$658,427, \$649,148 and \$656,494, respectively; 83.36 percent has been contributed for fiscal year 2013 and 100 percent for fiscal years 2012 and 2011. Contributions to DC and Combined Plans for fiscal year 2013 were \$36,655 made by the District and \$25,467 made by the plan members.

C. Social Security System

Effective July 1, 1991, all employees not otherwise covered by the SERS/STRS Ohio have an option to choose Social Security or the SERS/STRS Ohio. As of June 30, 2013, certain members of the Board of Education have elected Social Security. The District's liability is 6.2 percent of wages paid.

**GARAWAY LOCAL SCHOOL DISTRICT
TUSCARAWAS COUNTY, OHIO**

NOTES TO THE BASIC FINANCIAL STATEMENTS
FOR THE FISCAL YEAR ENDED JUNE 30, 2013

NOTE 14 - POSTEMPLOYMENT BENEFITS

A. School Employees Retirement System

Plan Description - The District participates in two cost-sharing, multiple employer postemployment benefit plans administered by the School Employees Retirement System (SERS) for non-certificated retirees and their beneficiaries, a Health Care Plan and a Medicare Part B Plan. The Health Care Plan includes hospitalization and physicians' fees through several types of plans including HMO's, PPO's, Medicare Advantage, and traditional indemnity plans. A prescription drug program is also available to those who elect health coverage. SERS employs two third-party administrators and a pharmacy benefit manager to manage the self-insurance and prescription drug plans, respectively. The Medicare Part B Plan reimburses Medicare Part B premiums paid by eligible retirees and beneficiaries as set forth in Section 3309.69 of the Ohio Revised Code. Qualified benefit recipients who pay Medicare Part B premiums may apply for and receive a monthly reimbursement from SERS. The reimbursement amount is limited by statute to the lesser of the January 1, 1999 Medicare Part B premium or the current premium. The Medicare Part B premium for calendar year 2013 was \$104.90 for most participants, but could be as high as \$335.70 per month depending on their income. The SERS' reimbursement to retirees was \$45.50. Benefit provisions and the obligations to contribute are established by the System based on authority granted by State statute. The financial reports of both Plans are included in the SERS Comprehensive Annual Financial Report which is available by contacting SERS at 300 East Broad St., Suite 100, Columbus, Ohio 43215-3746. It is also posted on the SERS' Ohio website, www.ohsers.org, under "Employers/Audit Resources".

Funding Policy - State statute permits SERS to fund the health care benefits through employer contributions. Each year, after the allocation for statutorily required benefits, the Retirement Board allocates the remainder of the employer contribution of 14 percent of covered payroll to the Health Care Fund. The Health Care Fund was established and is administered in accordance with Internal Revenue Code Section 105(e). For 2013, 0.16 percent of covered payroll was allocated to health care. An additional health care surcharge on employers is collected for employees earning less than an actuarially determined minimum compensation amount, pro-rated according to service credit earned. Statutes provide that no employer shall pay a health care surcharge greater than 2.0 percent of that employer's SERS-covered payroll; nor may SERS collect in aggregate more than 1.5 percent of the statewide SERS-covered payroll for the health care surcharge. For fiscal year 2013, the actuarially determined amount was \$20,525.

Active members do not contribute to the postemployment benefit plans. The Retirement Board establishes the rules for the premiums paid by the retirees for health care coverage for themselves and their dependents or for their surviving beneficiaries. Premiums vary depending on the plan selected, qualified years of service, Medicare eligibility and retirement status.

The District's contributions for health care (including surcharge) for the fiscal years ended June 30, 2013, 2012 and 2011 were \$30,260, \$36,662 and \$48,648, respectively; 78.00 percent has been contributed for fiscal year 2013 and 100 percent for fiscal years 2012 and 2011.

The Retirement Board, acting with advice of the actuary, allocates a portion of the employer contribution to the Medicare B Fund. For fiscal year 2013, this actuarially required allocation was 0.74 percent of covered payroll. The District's contributions for Medicare Part B for the fiscal years ended June 30, 2013, 2012, and 2011 were \$10,868, \$11,260 and \$11,392, respectively; 78.00 percent has been contributed for fiscal year 2013 and 100 percent for fiscal years 2012 and 2011.

**GARAWAY LOCAL SCHOOL DISTRICT
TUSCARAWAS COUNTY, OHIO**

NOTES TO THE BASIC FINANCIAL STATEMENTS
FOR THE FISCAL YEAR ENDED JUNE 30, 2013

NOTE 14 - POSTEMPLOYMENT BENEFITS - (Continued)

B. State Teachers Retirement System of Ohio

Plan Description - The District contributes to the cost sharing, multiple employer defined benefit Health Plan (the "Plan") administered by the State Teachers Retirement System of Ohio (STRS Ohio) for eligible retirees who participated in the defined benefit or combined pension plans offered by STRS Ohio. Benefits include hospitalization, physicians' fees, prescription drugs and reimbursement of monthly Medicare Part B premiums. The Plan is included in the report of STRS Ohio which may be obtained by visiting www.strsoh.org, under "Publications" or by calling (888) 227-7877.

Funding Policy - Ohio law authorizes STRS Ohio to offer the Plan and gives the Retirement Board authority over how much, if any, of the health care costs will be absorbed by STRS Ohio. Active employee members do not contribute to the Plan. All benefit recipients pay a monthly premium. Under Ohio law, funding for post-employment health care may be deducted from employer contributions. For 2013, STRS Ohio allocated employer contributions equal to 1 percent of covered payroll to the Health Care Stabilization Fund. The District's contributions for health care for the fiscal years ended June 30, 2013, 2012 and 2011 were \$50,648, \$49,934 and \$50,500, respectively; 83.36 percent has been contributed for fiscal year 2013 and 100 percent for fiscal years 2012 and 2011.

NOTE 15 - BUDGETARY BASIS OF ACCOUNTING

While reporting financial position, results of operations, and changes in fund balance on the basis of generally accepted accounting principles (GAAP), the budgetary basis as provided by law is based upon accounting for certain transactions on a basis of cash receipts and disbursements.

The statement of revenue, expenditures and changes in fund balance - budget and actual (non-GAAP budgetary basis) presented for the general fund is presented on the budgetary basis to provide a meaningful comparison of actual results with the budget. The major differences between the budget basis and the GAAP basis are that:

- (a) Revenues and other financing sources are recorded when received in cash (budget basis) as opposed to when susceptible to accrual (GAAP basis);
- (b) Expenditures and other financing uses are recorded when paid in cash (budget basis) as opposed to when the liability is incurred (GAAP basis);
- (c) In order to determine compliance with Ohio law, and to reserve that portion of the applicable appropriation, total outstanding encumbrances (budget basis) are recorded as the equivalent of an expenditure, as opposed to assigned or committed fund balance for that portion of outstanding encumbrances not already recognized as an account payable (GAAP basis);
- (d) Advances-in and advances-out are operating transactions (budget basis) as opposed to balance sheet transaction (GAAP basis); and,
- (e) Some funds are included in the general fund (GAAP basis), but have separate legally adopted budgets (budget basis).

**GARAWAY LOCAL SCHOOL DISTRICT
TUSCARAWAS COUNTY, OHIO**

NOTES TO THE BASIC FINANCIAL STATEMENTS
FOR THE FISCAL YEAR ENDED JUNE 30, 2013

NOTE 15 - BUDGETARY BASIS OF ACCOUNTING - (Continued)

The adjustments necessary to convert the results of operations for the year on the budget basis to the GAAP basis for the general fund are as follows:

Net Change in Fund Balance

	<u>General fund</u>
Budget basis	\$ (493,237)
Net adjustment for revenue accruals	(51,560)
Net adjustment for expenditure accruals	(149,547)
Net adjustment for other sources/uses	(15,698)
Funds budgeted elsewhere	5,450
Adjustment for encumbrances	17,954
GAAP basis	<u>\$ (686,638)</u>

Certain funds that are legally budgeted in separate special revenue funds are considered part of the general fund on a GAAP basis. This includes the public school fund and the unclaimed monies fund.

NOTE 16 - CONTINGENCIES

A. Grants

The District receives significant financial assistance from numerous federal, State and local agencies in the form of grants. The disbursement of funds received under these programs generally requires compliance with terms and conditions specified in the grant agreements and are subject to audit by the grantor agencies. Any disallowed claims resulting from such audits could become a liability of the District. However, in the opinion of management, any such disallowed claims will not have a material effect on the financial position of the District.

B. Litigation

The District is involved in no material litigation as either plaintiff or defendant.

NOTE 17 - SET-ASIDES

The District is required by State law to annually set-aside certain general fund revenue amounts, as defined by statutory formula, for the acquisition and construction of capital improvements. Amounts not spent by the end of the fiscal year or offset by similarly restricted resources received during the year must be held in cash at fiscal year-end. This amount must be carried forward to be used for the same purpose in future years. Expenditures exceeding the set-aside requirement may not be carried forward to the next fiscal year.

The following cash-basis information describes the change in the fiscal year-end set-aside amount for capital improvements. Disclosure of this information is required by State statute.

**GARAWAY LOCAL SCHOOL DISTRICT
TUSCARAWAS COUNTY, OHIO**

NOTES TO THE BASIC FINANCIAL STATEMENTS
FOR THE FISCAL YEAR ENDED JUNE 30, 2013

NOTE 17 - SET-ASIDES - (Continued)

	<u>Capital Improvements</u>
Set-aside balance June 30, 2012	\$ -
Current year set-aside requirement	204,715
Current year qualifying expenditures	(80,498)
Current year offsets	<u>(239,857)</u>
Total	<u>\$ (115,640)</u>
Balance carried forward to fiscal year 2014	<u>\$ -</u>
Set-aside balance June 30, 2013	<u>\$ -</u>

NOTE 18 - OTHER COMMITMENTS

The District utilizes encumbrance accounting as part of its budgetary controls. Encumbrances outstanding at year-end may be reported as part of restricted, committed, or assigned classifications of fund balance. At year end, the District's commitments for encumbrances in the governmental funds were as follows:

<u>Fund Type</u>	<u>Year-End Encumbrances</u>
General fund	\$ 3,046
Nonmajor governmental fund	<u>81,613</u>
Total	<u>\$ 84,659</u>

This page intentionally left blank.

**GARAWAY LOCAL SCHOOL DISTRICT
TUSCARAWAS COUNTY**

**FEDERAL AWARDS RECEIPTS AND EXPENDITURES SCHEDULE
FOR THE YEAR ENDED JUNE 30, 2013**

FEDERAL GRANTOR Pass Through Grantor Program / Cluster Title	Grant Year	Federal CFDA Number	Receipts	Expenditures
U.S. DEPARTMENT OF AGRICULTURE				
<i>Passed Through Ohio Department of Education</i>				
Child Nutrition Cluster:				
Non-Cash Assistance (Food Distribution):				
National School Lunch Program	2012 / 2013	10.555	\$ 41,140	\$ 41,140
Cash Assistance:				
School Breakfast Program	2012 / 2013	10.553	35,654	35,654
National School Lunch Program	2012 / 2013	10.555	179,336	179,336
Cash Assistance Subtotal			<u>214,990</u>	<u>214,990</u>
Total Child Nutrition Cluster			<u>256,130</u>	<u>256,130</u>
Total U.S. Department of Agriculture			256,130	256,130
U.S. DEPARTMENT OF EDUCATION				
<i>Passed Through Ohio Department of Education</i>				
Title I Grants to Local Educational Agencies	2012 2013	84.010	63,964 <u>632,336</u>	108,971 <u>580,406</u>
Title I Grants to Local Educational Agencies			696,300	689,377
Special Education - Grants to States	2012 2013	84.027	31,148 <u>254,500</u>	55,785 <u>230,576</u>
Total Special Education - Grants to States			285,648	286,361
Twenty-First Century Community Learning Centers	2013	84.287	162,786	159,551
Education Technology State Grants	2012	84.318	329	1,079
Rural Education	2013	84.358	21,607	21,571
Improving Teacher Quality State Grants	2012 2013	84.367	7,027 <u>61,952</u>	12,533 <u>55,458</u>
Total Improving Teacher Quality State Grants			<u>68,979</u>	<u>67,991</u>
Total U.S. Department of Education			<u>1,235,649</u>	<u>1,225,930</u>
Total Federal Awards Receipts and Expenditures			<u>\$1,491,779</u>	<u>\$1,482,060</u>

The accompanying notes are an integral part of this schedule.

**GARAWAY LOCAL SCHOOL DISTRICT
TUSCARAWAS COUNTY**

**NOTES TO THE FEDERAL AWARDS RECEIPTS AND EXPENDITURES SCHEDULE
FISCAL YEAR ENDED JUNE 30, 2013**

NOTE A - SIGNIFICANT ACCOUNTING POLICIES

The accompanying Federal Awards Receipts and Expenditures Schedule (the Schedule) reports the District's federal award programs' receipts and disbursements. The Schedule has been prepared on the cash basis of accounting.

NOTE B - CHILD NUTRITION CLUSTER

The District commingles cash receipts from the U.S. Department of Agriculture with similar State grants. When reporting expenditures on this Schedule, the District assumes it expends federal monies first.

NOTE C - FOOD DONATION PROGRAM

The District reports commodities consumed on the Schedule at the fair value. The District allocated donated food commodities to the respective program that benefitted from the use of those donated food commodities.



Dave Yost • Auditor of State

INDEPENDENT AUDITOR'S REPORT ON INTERNAL CONTROL OVER FINANCIAL REPORTING AND ON COMPLIANCE AND OTHER MATTERS REQUIRED BY GOVERNMENT AUDITING STANDARDS

Garaway Local School District
Tuscarawas County
146 Dover Road NW
Sugarcreek, Ohio 44681

To the Board of Education:

We have audited, in accordance with auditing standards generally accepted in the United States and the Comptroller General of the United States' *Government Auditing Standards*, the financial statements of the governmental activities, each major fund, and the aggregate remaining fund information of the Garaway Local School District, Tuscarawas County, Ohio (the District), as of and for the year ended June 30, 2013, and the related notes to the financial statements, which collectively comprise the District's basic financial statements and have issued our report thereon dated January 29, 2014, wherein we noted the District adopted the provisions of Governmental Accounting Standards Board Statement No. 63, *Financial Reporting of Deferred Outflows of Resources, Deferred Inflows of Resources, and Net Position* and No 65, *Items Previously Reported as Assets and Liabilities* and also wherein we noted the District's net position at July 1, 2012 was restated to account for the medical, prescription and dental insurance activity in an internal service fund.

Internal Control Over Financial Reporting

As part of our financial statement audit, we considered the District's internal control over financial reporting (internal control) to determine the audit procedures appropriate in the circumstances to the extent necessary to support our opinion on the financial statements, but not to the extent necessary to opine on the effectiveness of the District's internal control. Accordingly, we have not opined on it.

A *deficiency in internal control* exists when the design or operation of a control does not allow management or employees, when performing their assigned functions, to prevent, or detect and timely correct misstatements. A *material weakness* is a deficiency, or combination of internal control deficiencies resulting in a reasonable possibility that internal control will not prevent or detect and timely correct a material misstatement of the District's financial statements. A *significant deficiency* is a deficiency, or a combination of deficiencies, in internal control that is less severe than a material weakness, yet important enough to merit attention by those charged with governance.

Our consideration of internal control was for the limited purpose described in the first paragraph of this section and was not designed to identify all internal control deficiencies that might be material weaknesses or significant deficiencies. Given these limitations, we did not identify any deficiencies in internal control that we consider material weaknesses. However, unidentified material weaknesses may exist.

Compliance and Other Matters

As part of reasonably assuring whether the District's financial statements are free of material misstatement, we tested its compliance with certain provisions of laws, regulations, contracts, and grant agreements, noncompliance with which could directly and materially affect the determination of financial statement amounts. However, opining on compliance with those provisions was not an objective of our audit and, accordingly, we do not express an opinion. The results of our tests disclosed no instances of noncompliance or other matters we must report under *Government Auditing Standards*.

Purpose of this Report

This report only describes the scope of our internal control and compliance testing and our testing results, and does not opine on the effectiveness of the District's internal control or on compliance. This report is an integral part of an audit performed under *Government Auditing Standards* in considering the District's internal control and compliance. Accordingly, this communication is not suitable for any other purpose.



Dave Yost
Auditor of State

Columbus, Ohio

January 29, 2014



Dave Yost • Auditor of State

INDEPENDENT AUDITOR'S REPORT ON COMPLIANCE WITH REQUIREMENTS APPLICABLE TO EACH MAJOR FEDERAL PROGRAM AND ON INTERNAL CONTROL OVER COMPLIANCE REQUIRED BY OMB CIRCULAR A-133

Garaway Local School District
Tuscarawas County
146 Dover Road NW
Sugarcreek, Ohio 44681

To the Board of Education:

Report on Compliance for Its Major Federal Program

We have audited the Garaway Local School District's, Tuscarawas County, Ohio (the District), compliance with the applicable requirements described in the U.S. Office of Management and Budget (OMB) *Circular A-133, Compliance Supplement* that could directly and materially affect the District's major federal program for the year ended June 30, 2013. The *Summary of Auditor's Results* in the accompanying Schedule of Findings identifies the District's major federal program.

Management's Responsibility

The District's management is responsible for complying with the requirements of laws, regulations, contracts, and grants applicable to its federal program.

Auditor's Responsibility

Our responsibility is to opine on the District's compliance for the District's major federal program based on our audit of the applicable compliance requirements referred to above. Our compliance audit followed auditing standards generally accepted in the United States of America; the standards for financial audits included in the Comptroller General of the United States' *Government Auditing Standards*; and OMB Circular A-133, *Audits of States, Local Governments, and Non-Profit Organizations*. These standards and OMB Circular A-133 require us to plan and perform the audit to reasonably assure whether noncompliance with the applicable compliance requirements referred to above that could directly and materially affect a major federal program occurred. An audit includes examining, on a test basis, evidence about the District's compliance with those requirements and performing such other procedures as we considered necessary in the circumstances.

We believe our audit provides a reasonable basis for our compliance opinion on the District's major program. However, our audit does not provide a legal determination of the District's compliance.

Opinion on the Major Federal Program

In our opinion, the District complied, in all material respects with the compliance requirements referred to above that could directly and materially affect its major federal program for the year ended June 30, 2013.

Report on Internal Control Over Compliance

The District's management is responsible for establishing and maintaining effective internal control over compliance with the applicable compliance requirements referred to above. In planning and performing our compliance audit, we considered the District's internal control over compliance with the applicable requirements that could directly and materially affect a major federal program, to determine our auditing procedures appropriate for opining on its major federal program's compliance and to test and report on internal control over compliance in accordance with OMB Circular A-133, but not to the extent needed to opine on the effectiveness of internal control over compliance. Accordingly, we have not opined on the effectiveness of the District's internal control over compliance.

A deficiency in internal control over compliance exists when the design or operation of a control over compliance does not allow management or employees, when performing their assigned functions, to prevent, or to timely detect and correct, noncompliance with a federal program's applicable compliance requirement. A *material weakness in internal control over compliance* is a deficiency, or combination of deficiencies, in internal control over compliance, such that there is a reasonable possibility that material noncompliance with a federal program compliance requirement will not be prevented, or timely detected and corrected. A *significant deficiency in internal control over compliance* is a deficiency, or a combination of deficiencies, in internal control over compliance with federal program's applicable compliance requirement that is less severe than a material weakness in internal control over compliance, yet important enough to merit attention by those charged with governance.

Our consideration of internal control over compliance was for the limited purpose described in the first paragraph of this section and would not necessarily identify all deficiencies in internal control over compliance that might be material weaknesses or significant deficiencies. We did not identify any deficiencies in internal control over compliance that we consider to be material weaknesses. However, material weaknesses may exist that have not been identified.

This report only describes the scope of our internal control compliance tests and the results of this testing based on OMB Circular A-133 requirements. Accordingly, this report is not suitable for any other purpose.



Dave Yost
Auditor of State

Columbus, Ohio

January 29, 2014

**GARAWAY LOCAL SCHOOL DISTRICT
TUSCARAWAS COUNTY**

**SCHEDULE OF FINDINGS
OMB CIRCULAR A-133 § .505
JUNE 30, 2013**

1. SUMMARY OF AUDITOR'S RESULTS

<i>(d)(1)(i)</i>	Type of Financial Statement Opinion	Unmodified
<i>(d)(1)(ii)</i>	Were there any material control weaknesses reported at the financial statement level (GAGAS)?	No
<i>(d)(1)(ii)</i>	Were there any significant deficiencies in internal control reported at the financial statement level (GAGAS)?	No
<i>(d)(1)(iii)</i>	Was there any reported material noncompliance at the financial statement level (GAGAS)?	No
<i>(d)(1)(iv)</i>	Were there any material internal control weaknesses reported for major federal programs?	No
<i>(d)(1)(iv)</i>	Were there any significant deficiencies in internal control reported for major federal programs?	No
<i>(d)(1)(v)</i>	Type of Major Programs' Compliance Opinion	Unmodified
<i>(d)(1)(vi)</i>	Are there any reportable findings under § .510(a)?	No
<i>(d)(1)(vii)</i>	Major Program (list): <ul style="list-style-type: none"> • Title I Grants to Local Educational Agencies – CFDA # 84.010 	
<i>(d)(1)(viii)</i>	Dollar Threshold: Type A/B Programs	Type A: > \$ 300,000 Type B: all others
<i>(d)(1)(ix)</i>	Low Risk Auditee?	Yes

**2. FINDINGS RELATED TO THE FINANCIAL STATEMENTS
REQUIRED TO BE REPORTED IN ACCORDANCE WITH GAGAS**

None

3. FINDINGS FOR FEDERAL AWARDS

None

This page intentionally left blank.



Dave Yost • Auditor of State

INDEPENDENT AUDITOR'S REPORT ON APPLYING AGREED-UPON PROCEDURE

Garaway Local School District
Tuscarawas County
146 Dover Road NW
Sugarcreek, Ohio 44681

To the Board of Education:

Ohio Rev. Code Section 117.53 states "the auditor of state shall identify whether the school district or community school has adopted an anti-harassment policy in accordance with Section 3313.666 of the Revised Code. This determination shall be recorded in the audit report. The auditor of state shall not prescribe the content or operation of any anti-harassment policy adopted by a school district or community school."

Accordingly, we have performed the procedure enumerated below, which was agreed to by the Board, solely to assist the Board in evaluating whether the Garaway Local School District, Tuscarawas County, Ohio, has updated its anti-harassment policy in accordance with Ohio Rev. Code Section 3313.666. Management is responsible for complying with this requirement. This agreed-upon procedure engagement was conducted in accordance with attestation standards established by the American Institute of Certified Public Accountants. The sufficiency of this procedure is solely the responsibility of the Board. Consequently, we make no representation regarding the sufficiency of the procedure described below either for the purpose for which this report has been requested or for any other purpose.

1. We noted the Board amended its anti-harassment policy at its meeting on November 19, 2012 to include prohibiting harassment, intimidation, or bullying of any student "on a school bus" or by an "electronic act".

We were not engaged to and did not conduct an examination, the objective of which would be the expression of an opinion on compliance with the anti-harassment policy. Accordingly, we do not express such an opinion. Had we performed additional procedures, other matters might have come to our attention that would have been reported to you.

This report is intended solely for the information and use of the Board and is not intended to be and should not be used by anyone other than these specified parties.

A handwritten signature in black ink that reads "Dave Yost".

Dave Yost
Auditor of State

Columbus, Ohio

January 29, 2014

743 East State Street, Athens Mall Suite B, Athens, Ohio 45701-2157
Phone: 740-594-3300 or 800-441-1389 Fax: 740-594-2110
www.ohioauditor.gov

This page intentionally left blank.



Dave Yost • Auditor of State

GARAWAY LOCAL SCHOOL DISTRICT

TUSCARAWAS COUNTY

CLERK'S CERTIFICATION

This is a true and correct copy of the report which is required to be filed in the Office of the Auditor of State pursuant to Section 117.26, Revised Code, and which is filed in Columbus, Ohio.

Susan Babbitt

CLERK OF THE BUREAU

**CERTIFIED
FEBRUARY 11, 2014**