



Balestra, Harr & Scherer, CPAs, Inc.

Accounting, Auditing and Consulting Services for Federal, State and Local Governments

www.bhscpas.com

OAKWOOD CITY SCHOOL DISTRICT
MONTGOMERY COUNTY

SINGLE AUDIT

For the Year Ended June 30, 2014
Fiscal Year Audited Under GAGAS: 2014



Dave Yost • Auditor of State

Board of Education
Oakwood City School District
20 Rubicon Road
Dayton, Ohio 45409

We have reviewed the *Independent Auditor's Report* of the Oakwood City School District, Montgomery County, prepared by Balestra, Harr & Scherer, CPAs, Inc., for the audit period July 1, 2013 through June 30, 2014. Based upon this review, we have accepted these reports in lieu of the audit required by Section 117.11, Revised Code. The Auditor of State did not audit the accompanying financial statements and, accordingly, we are unable to express, and do not express an opinion on them.

Our review was made in reference to the applicable sections of legislative criteria, as reflected by the Ohio Constitution, and the Revised Code, policies, procedures and guidelines of the Auditor of State, regulations and grant requirements. The Oakwood City School District is responsible for compliance with these laws and regulations.

A handwritten signature in black ink that reads "Dave Yost".

Dave Yost
Auditor of State

March 15, 2015

This page intentionally left blank.

**OAKWOOD CITY SCHOOL DISTRICT
MONTGOMERY COUNTY**

FOR THE YEAR ENDED JUNE 30, 2014

TABLE OF CONTENTS

<u>TITLE</u>	<u>PAGE</u>
Schedule of Federal Awards Receipts and Expenditures.....	1
Notes to the Schedule of Federal Awards Receipts and Expenditures	2
Report on Internal Control Over Financial Reporting and on Compliance and Other Matters Required by <i>Government Auditing Standards</i>	3
Report on Compliance with Requirements Applicable to The Major Federal Program and on Internal Control Over Compliance Required by OMB Circular A-133 and the Schedule of Federal Awards Receipts and Expenditures.....	5
Schedule of Findings OMB Circular A-133 §.505	8
Schedule of Prior Audit Findings	12

Oakwood City School District
Montgomery County

Schedule of Federal Awards Receipts and Expenditures
For the Year Ended June 30, 2014

Federal Grantor/ Pass Through Grantor/ Program Title	Pass Through Entity Number	Federal CFDA Number	Receipts	Non-Cash Receipts	Disbursements	Non-Cash Disbursements
United States Department of Agriculture						
<i>Passed through Ohio Department of Education</i>						
<i>Child Nutrition Cluster:</i>						
National School Lunch Program	3L60	10.555	\$ 34,133	\$ 12,912	\$ 34,133	\$ 12,912
Special Milk Program for Children	3L60	10.556	1,483	-	1,483	-
Total United States Department of Agriculture - Child Nutrition Cluster			35,616	12,912	35,616	12,912
United States Department of Education						
<i>Passed through Ohio Department of Education</i>						
<i>Special Education, IDEA Cluster</i>						
Special Education_Grants to States (IDEA, Part B)	3M20	84.027	369,819	-	369,819	-
Special Education_Preschool Grants (IDEA Preschool)	3C50	84.173	4,686	-	4,686	-
<i>Total Special Education, IDEA Cluster</i>			374,505	-	374,505	-
Title I Grants to Local Educational Agencies	3M00	84.010	142,541	-	141,864	-
State Fiscal Stabilization Fund - Race to the Top, ARRA	3FD0	84.395	372,880	-	365,017	-
Improving Teacher Quality State Grants	3Y60	84.367	29,677	-	29,717	-
<i>Passed through Centerville City School District</i>						
Career and Technical Education -Basic Grants to States	N/A	84.048	6,402	-	-	-
Total United States Department of Education			926,005	-	911,103	-
Total Federal Financial Assistance			<u>\$ 961,621</u>	<u>\$ 12,912</u>	<u>\$ 946,719</u>	<u>\$ 12,912</u>

See Notes to the Schedule of Federal Awards Receipts and Expenditures.
N/A- Passthrough number not available

**OAKWOOD CITY SCHOOL DISTRICT
MONTGOMERY COUNTY**

**NOTES TO THE SCHEDULE OF FEDERAL AWARDS RECEIPTS AND EXPENDITURES
FOR THE FISCAL YEAR ENDED JUNE 30, 2014**

NOTE A - SIGNIFICANT ACCOUNTING POLICIES

The accompanying schedule of federal awards receipts and expenditures is a summary of the activity of the District's federal award programs. The schedule has been prepared on the cash basis of accounting.

NOTE B - FOOD DISTRIBUTIONS

Non monetary assistance is reported in the schedule at the entitlement value of the commodities received and disbursed. Monies are commingled with State grants. It is assumed federal monies are expended first.



Balestra, Harr & Scherer, CPAs, Inc.

Accounting, Auditing and Consulting Services for Federal, State and Local Governments

www.bhscpas.com

Report on Internal Control Over Financial Reporting and on Compliance and Other Matters Required by *Government Auditing Standards*

Members of the Board of Education
Oakwood City School District
20 Rubicon Road
Dayton, Ohio 45409

We have audited, in accordance with auditing standards generally accepted in the United States and the Comptroller General of the United States' *Government Auditing Standards*, the financial statements of the governmental activities, each major fund, and the aggregate remaining fund information of Oakwood City School District, Montgomery County, (the District) as of and for the year ended June 30, 2014, and the related notes to the financial statements, which collectively comprise the District's basic financial statements and have issued our report thereon dated December 12, 2014.

Internal Control Over Financial Reporting

As part of our financial statement audit, we considered the District's internal control over financial reporting (internal control) to determine the audit procedures appropriate in the circumstances to the extent necessary to support our opinions on the financial statements, but not to the extent necessary to opine on the effectiveness of the District's internal control. Accordingly, we have not opined on it.

A *deficiency in internal control* exists when the design or operation of a control does not allow management or employees, when performing their assigned functions, to prevent, or detect and timely correct misstatements. A *material weakness* is a deficiency, or combination of internal control deficiencies resulting in a reasonable possibility that internal control will not prevent or detect and timely correct a material misstatement of the District's financial statements. A *significant deficiency* is a deficiency, or a combination of deficiencies, in internal control that is less severe than a material weakness, yet important enough to merit attention by those charged with governance.

Our consideration of internal control was for the limited purpose described in the first paragraph of this section and was not designed to identify all internal control deficiencies that might be material weaknesses or significant deficiencies. Given these limitations, we did not identify any deficiencies in internal control that we consider material weaknesses. However, unidentified material weaknesses may exist.

Compliance and Other Matters

As part of reasonably assuring whether the District's financial statements are free of material misstatement, we tested its compliance with certain provisions of laws, regulations, contracts, and grant agreements, noncompliance with which could directly and materially affect the determination of financial statement amounts. However, opining on compliance with those provisions was not an objective of our audit and accordingly, we do not express an opinion. The results of our tests disclosed instances of noncompliance or other matters we must report under *Government Auditing Standards* which are described in the accompanying schedule of findings as items 2014-001 through 2014-003.

Entity's Response to Findings

The District's responses to the findings identified in our audit are described in the accompanying schedule of findings. We did not audit the District's responses and, accordingly, we express no opinion on them.

Purpose of this Report

This report only describes the scope of our internal control and compliance testing and our testing results, and does not opine on the effectiveness of the District's internal control or on compliance. This report is an integral part of an audit performed under *Government Auditing Standards* in considering the District's internal control and compliance. Accordingly, this communication is not suitable for any other purpose.

Balestra, Harr & Scherer, CPAs

Balestra, Harr & Scherer, CPAs, Inc.
Piketon, Ohio
December 12, 2014



Balestra, Harr & Scherer, CPAs, Inc.

Accounting, Auditing and Consulting Services for Federal, State and Local Governments

www.bhscpas.com

Report on Compliance with Requirements Applicable to The Major Federal Program and on Internal Control Over Compliance Required by OMB Circular A-133 and the Schedule of Federal Awards Receipts and Expenditures

Members of the Board of Education
Oakwood City School District
20 Rubicon Road
Oakwood, Ohio 45409

Report on Compliance for The Major Federal Program

We have audited the Oakwood City School District's (the District) compliance with the applicable requirements described in the U.S. Office of Management and Budget (OMB) *Circular A-133, Compliance Supplement* that could directly and materially affect the Oakwood City School District's major federal program for the year ended June 30, 2014. The *Summary of Audit Results* in the accompanying schedule of findings identifies the District's major federal program.

Management's Responsibility

The District's Management is responsible for complying with the requirements of laws, regulations, contracts, and grants applicable to its federal program.

Auditor's Responsibility

Our responsibility is to opine on the District's compliance for the District's major federal program based on our audit of the applicable compliance requirements referred to above. Our compliance audit followed auditing standards generally accepted in the United States of America; the standards for financial audits included in the Comptroller General of the United States' *Government Auditing Standards*; and OMB Circular A-133, *Audits of States, Local Governments, and Non-Profit Organizations*. These standards and OMB Circular A-133 require us to plan and perform the audit to reasonably assure whether noncompliance with the applicable compliance requirements referred to above that could directly and materially affect a major federal program occurred. An audit includes examining, on a test basis, evidence about the District's compliance with those requirements and performing such other procedures as we considered necessary in the circumstances.

We believe our audit provides a reasonable basis for our compliance opinion on the District's major program. However, our audit does not provide a legal determination of the District's compliance.

Members of the Board of Education
Oakwood City School District
Report on Compliance with Requirements Applicable to The Major Federal Program and on
Internal Control Over Compliance Required by OMB Circular A-133 and the Schedule of
Federal Awards Receipts and Expenditures

Page 2

Opinion on The Major Federal Program

In our opinion, the Oakwood City School District complied, in all material respects with the compliance requirements referred to above that could directly and materially affect its major federal program for the year ended June 30, 2014.

Report on Internal Control Over Compliance

The District's management is responsible for establishing and maintaining effective internal control over compliance with the applicable compliance requirements referred to above. In planning and performing our compliance audit, we considered the District's internal control over compliance with the applicable requirements that could directly and materially affect a major federal program, to determine our auditing procedures appropriate for opining on the major federal program's compliance and to test and report on internal control over compliance in accordance with OMB Circular A-133, but not to the extent needed to opine on the effectiveness of internal control over compliance. Accordingly, we have not opined on the effectiveness of the District's internal control over compliance.

A deficiency in internal control over compliance exists when the design or operation of a control over compliance does not allow management or employees, when performing their assigned functions, to prevent, or to timely detect and correct, noncompliance with a federal program's applicable compliance requirement. *A material weakness in internal control over compliance* is a deficiency, or combination of deficiencies, in internal control over compliance, such that there is a reasonable possibility that material noncompliance with a federal program compliance requirement will not be prevented, or timely detected and corrected. *A significant deficiency in internal control over compliance* is a deficiency, or a combination of deficiencies, in internal control over compliance with federal program's applicable compliance requirement that is less severe than a material weakness in internal control over compliance, yet important enough to merit attention by those charged with governance.

Our consideration of internal control over compliance was for the limited purpose described in the first paragraph of this section and would not necessarily identify all deficiencies in internal control over compliance that might be material weaknesses or significant deficiencies. We did not identify any deficiencies in internal control over compliance that we consider to be material weaknesses. However, material weaknesses may exist that have not been identified.

This report only describes the scope of our internal control compliance tests and the results of this testing based on OMB Circular A-133 requirements. Accordingly, this report is not suitable for any other purpose.

Members of the Board of Education
Oakwood City School District
Report on Compliance with Requirements Applicable to The Major Federal Program and on
Internal Control Over Compliance Required by OMB Circular A-133 and the Schedule of Federal
Awards Receipts and Expenditures
Page 3

Report on Schedule of Federal Awards Receipts and Expenditures Required by OMB Circular A-133

We have also audited the financial statements of the governmental activities, each major fund and the aggregate remaining fund information of Oakwood City School District (the District) as of and for the year ended June 30, 2014, and the related notes to the financial statements, which collectively comprise the District's basic financial statements. We issued our unmodified report thereon dated December 12, 2014. We conducted our audit to opine on the District's basic financial statements. The accompanying schedule of federal awards receipts and expenditures presents additional analysis required by the U.S. Office of Management and Budget Circular A-133, *Audits of States, Local Governments, and Non-Profit Organizations* and is not a required part of the basic financial statements. The schedule is management's responsibility, and was derived from and relates directly to the underlying accounting and other records management used to prepare the basic financial statements. We subjected this schedule to the auditing procedures we applied to the basic financial statements. We also applied certain additional procedures, including comparing and reconciling this schedule directly to the underlying accounting and other records used to prepare the basic financial statements or to the basic financial statements themselves, in accordance with auditing standards generally accepted in the United States of America. In our opinion, this schedule is fairly stated, in all material respects, in relation to the basic financial statements taken as a whole.

Balestra, Harr & Scherer, CPAs

Balestra, Harr & Scherer, CPAs, Inc.
Piketon, Ohio
December 12, 2014

**Oakwood City School District
Montgomery County, Ohio**

**Schedule of Findings
OMB Circular A-133 §.505
June 30, 2014**

1. SUMMARY OF AUDITOR'S RESULTS

(d)(1)(i)	Type of Financial Statement Opinion	Unmodified
(d)(1)(ii)	Were there any material internal control weaknesses reported at the financial statement level (GAGAS)?	No
(d)(1)(ii)	Were there any other significant internal control deficiencies reported at the financial statement level (GAGAS)?	No
(d)(1)(iii)	Was there any reported material noncompliance at the financial statement level (GAGAS)?	Yes
(d)(1)(iv)	Were there any material internal control weaknesses reported for major federal programs?	No
(d)(1)(iv)	Were there any significant deficiencies in internal control reported for major federal programs?	No
(d)(1)(v)	Type of Major Program's Compliance Opinion	Unmodified
(d)(1)(vi)	Are there any reportable findings under §.510(a)?	No
(d)(1)(vii)	Major Programs (list):	State Fiscal Stabilization Fund- Race to the Top, ARRA; CFDA #84.395
(d)(1)(viii)	Dollar Threshold: Type A\B Programs	Type A: > \$300,000 Type B: all others
(d)(1)(ix)	Low Risk Auditee?	Yes

Oakwood City School District
Montgomery County, Ohio

Schedule of Findings
OMB Circular A-133 §.505
June 30, 2014

**2. FINDINGS RELATED TO THE FINANCIAL STATEMENTS
REQUIRED TO BE REPORTED IN ACCORDANCE WITH GAGAS**

FINDING NUMBER 2014-001

NONCOMPLIANCE

Ohio Revised Code Section 5705.10(H), states that monies paid into any fund shall be used only for the purpose such fund is established. The existence of a deficit balance in any fund indicates that money from another fund or funds have been used to pay the obligations of the fund or funds carrying the deficit balance.

Ohio Revised Code Section 3315.20 allows school districts to have a deficit balance in any special fund if both of the following conditions are met:

- (A) The district has a request for payment pending with the state sufficient to cover the amount of the deficit and there is a reasonable likelihood that the payment will be made.
- (B) The unspent and unencumbered balance in the district's general fund is greater than the aggregate of deficit amounts in all of the district's special funds.

Review of the District's monthly financial reports noted several negative fund balances throughout the year and exceptions noted above were not met. Negative cash fund balances at June 30, 2014 were as follows:

Food Service Fund (006)	(\$503,136)
School Net One Net (451)	(\$18,955)
Title VI-R (590)	(\$638)

The District should develop and implement procedures to monitor fund cash balances and also consider the reduction of disbursements, if possible, to avoid negative balances. When expenditures are anticipated to temporarily exceed available resources, the District should consider an advance from the General Fund.

Officials Response:

The District does monitor fund cash balances and has worked to decrease the number of funds with negative fund balances. In the future, the District will strive to reduce the number of funds and eliminate all negative fund balances.

Oakwood City School District
Montgomery County, Ohio

Schedule of Findings
OMB Circular A-133 §.505
June 30, 2014

FINDING NUMBER 2014-002

NONCOMPLIANCE

Ohio Revised Code Section 5705.36(A)(4) states that upon determination by the fiscal officer of a subdivision that the revenue to be collected by the subdivision will be less than the amount included in an official certificate and that the amount of the deficiency will reduce available resources below the level of current appropriations, the fiscal officer shall certify the amount of the deficiency to the commission, and the commission shall certify an amended certificate reflecting the deficiency.

The following funds had available resources (Actual revenue plus July 1, 2013 Unencumbered Fund Balance) below the current level of appropriation at June 30, 2014:

<u>Fund</u>	<u>Final Appropriations</u>	<u>Actual Resources</u>	<u>Variance</u>
Food Service Fund (006)	\$498,095	(\$116,606)	(\$614,701)
District Managed Activities (300)	291,151	258,126	(33,025)
Hillel Auxiliary Services (401)	42,538	27,093	(15,445)
School Net Fund (451)	16,000	(3,417)	(19,417)
Preschool Grant (587)	4,700	4,686	(14)
Title VI-R (590)	30,000	29,079	(921)

The District should monitor estimated and actual revenue throughout the year and obtain an amended certificate if revenues are going to significantly vary from the original estimate to prevent over-appropriating available resources.

Officials Response:

The District does closely monitor actual resources and will strive to make appropriation amendments in the future based on actual revenues received at year end.

FINDING NUMBER 2014-003

NONCOMPLIANCE

Ohio Revised Code Section 5705.39 states, in part, that total appropriation from each fund should not exceed the total estimated resources for the respective fund. Further, no appropriation measure is to become effective until the county auditor files a certificate that the total appropriations from each fund do not exceed the total official estimate or amended official estimate of resources.

**Oakwood City School District
Montgomery County, Ohio**

**Schedule of Findings
OMB Circular A-133 §.505
June 30, 2014**

FINDING NUMBER 2014-003 (Continued)

<u>Fund</u>	<u>Appropriations</u>	<u>Estimated Resources</u>	<u>Variance</u>
Food Service Fund (006)	\$449,564	(\$119,048)	(\$568,612)
Uniform School Supplies (009)	180,369	171,163	(9,206)
District Managed Activities (300)	278,501	254,130	(24,371)
Hillel Auxiliary Fund (401)	15,731	633	(15,098)
School Net Fund (451)	16,000	(3,417)	(19,417)
Race to the Top Fund (506)	366,000	364,137	(1,863)
Title VI-B (516)	375,681	375,209	(472)
Preschool Grant (587)	4,700	4,600	(100)
Title VI-R (590)	30,000	29,002	(998)

The District should implement procedures to properly develop and monitor its budgetary expectations relating to appropriations and available resources. Doing so would enable the District to comply with budgetary requirements while limiting the risk of spending more than is available. When additional money becomes available, the District should amend its certificate and appropriations accordingly if the money is intended to be spent.

Officials Response:

The District does closely monitor estimated resources and compare them to actual revenues received and projected expenditures. The District will strive to make amended certificates of estimated resources when necessary.

3. FINDINGS FOR FEDERAL AWARDS

None noted

OAKWOOD CITY SCHOOL DISTRICT
MONTGOMERY COUNTY, OHIO

**SCHEDULE OF PRIOR AUDIT FINDINGS
FOR THE YEAR ENDED JUNE 30, 2014**

Finding Number	Finding Summary	Fully Corrected?	Not Corrected, Partially Corrected; Significantly Different Corrective Action Taken; or Finding No Longer Valid; Explain
2013-001	ORC Section 5705.10(H) relating to deficit fund balances.	No	Reissued as item 2014-001
2013-002	ORC Section 5705.36(A)(4) relating to reduced amended certificates.	No	Reissued as item 2014-002
2013-003	ORC Section 5705.39 relating to appropriations exceeding available resources.	No	Reissued as item 2014-003

This page intentionally left blank.

OAKWOOD CITY SCHOOL DISTRICT

20 RUBICON ROAD, DAYTON, OHIO 45409



COMPREHENSIVE ANNUAL FINANCIAL REPORT

For the Fiscal Year Ending June 30, 2014

Oakwood City Board of Education

Todd T. Duwel, Board President

Michael A. Miller, Board Vice-President

Sam Davis, Board Member

Cassie M. Darr, Board Member

Linda R. Woods, Board Member

Kevin S. Philo, Treasurer

Kyle B. Ramey, Superintendent

This page intentionally left blank.

Oakwood City School District
Montgomery County, Ohio
Comprehensive Annual Financial Report
For the Fiscal Year Ended June 30, 2014

Issued By:
Treasurer's Office

Kevin Philo
Treasurer

This page intentionally left blank.

OAKWOOD CITY SCHOOL DISTRICT

Table of Contents

For the Fiscal Year Ended June 30, 2014

I. INTRODUCTORY SECTION:

Transmittal Letter..... i

List of Principal Official’s vii

Organizational Chart..... viii

GFOA Certificate of Achievement ix

ASBO Certificate of Excellence in Financial Reporting x

II. FINANCIAL SECTION:

Independent Auditor’s Report 1

Management’s Discussion and Analysis..... 4

Basic Financial Statements:

Government-Wide Financial Statements:

Statement of Net Position..... 16

Statement of Activities 17

Fund Financial Statements:

Balance Sheet - Governmental Funds 18

Reconciliation of Total Governmental Fund Balances to
Net Position of Governmental Activities 19

Statement of Revenues, Expenditures and Changes in
Fund Balances - Governmental Funds..... 20

Reconciliation of the Statement of Revenues, Expenditures and
Changes in Fund Balances of Governmental Funds to the Statement of Activities..... 21

Statement of Revenues, Expenditures and Changes in
Fund Balance - Budget and Actual (Budget Basis)
General Fund..... 22

Statement of Fiduciary Assets and Liabilities – Fiduciary Fund..... 26

Notes to the Basic Financial Statements 27

OAKWOOD CITY SCHOOL DISTRICT

Table of Contents

For the Fiscal Year Ended June 30, 2014

Combining and Individual Fund Statements and Schedules:

Combining Statements - Nonmajor Funds:

Description of Funds.....	59
Combining Balance Sheet - Nonmajor Governmental Funds.....	63
Combining Statement of Revenues, Expenditures and Changes in Fund Balances - Nonmajor Governmental Funds	64
Combining Balance Sheet - Nonmajor Special Revenue Funds.....	65
Combining Statement of Revenues, Expenditures and Changes in Fund Balances - Nonmajor Special Revenue Funds	69
Combining Balance Sheet - Nonmajor Capital Projects Funds	73
Combining Statement of Revenues, Expenditures and Changes in Fund Balances - Nonmajor Capital Projects Funds	74

*Schedule of Revenues, Expenditures and Changes in Fund Balance -
Budget and Actual (Budget Basis):*

Bond Retirement Fund.....	75
Food Service Fund.....	76
Faculty Fund.....	77
Special Rotary Fund.....	78
Career Education Fund.....	79
Latchkey Fund	80
Library Automation System Fund.....	81
District Managed Activities Fund	82
Hillel Auxiliary Services Fund	83
Local Professional Development Fund.....	84
Education Management Information Systems Fund	85
Entry Year Program Fund.....	86
SchoolNet OneNet Fund.....	87
Ohio SchoolNet Professional Development Fund	88
Ohio Reads Fund.....	89
Summer School Subsidy Fund.....	90
Emergency Repairs Grant Fund.....	91
Miscellaneous State Grants Fund.....	92
Race to the Top Grant Fund.....	93
Impact Aid Fund	95
Title VI-B Fund.....	96
Perkins Grant Fund	97
Title III Fund.....	98
Title I Fund	99

OAKWOOD CITY SCHOOL DISTRICT

Table of Contents

For the Fiscal Year Ended June 30, 2014

Drug Free Schools Program Fund.....	100
Preschool Grant Fund.....	101
Title VI-R Fund.....	102
Miscellaneous Federal Grants Fund.....	103
Permanent Improvement Fund.....	104
Harman Playground Project Fund.....	105
Scholarship Fund	106
Uniform School Supplies Fund.....	107
Public School Supplies Fund	108
Special Trust Unclaimed Monies Fund.....	109
 <i>Description of Fund</i>	 110
 Statement of Changes in Assets and Liabilities - Agency Fund.....	 111

III. STATISTICAL SECTION

Table of Contents.....	112
 Net Position by Component - Last Ten Fiscal Years	 114
 Changes in Net Position of Governmental Activities - Last Ten Fiscal Years	 115
 Fund Balances, Governmental Funds - Last Ten Fiscal Years	 117
 Changes in Fund Balances, Governmental Funds - Last Ten Fiscal Years	 118
 Assessed and Estimated Actual Value of Taxable Property - Last Ten Years.....	 119
 Property Tax Rates - Direct and Overlapping Governments - Last Ten Years.....	 120
 Property Tax Levies and Collections - Last Ten Years.....	 121
 Principal Taxpayers Real Estate Tax.....	 122
Public Utilities Tax.....	123


OAKWOOD CITY SCHOOL DISTRICT

Table of Contents

For the Fiscal Year Ended June 30, 2014

Ratio of Debt to Assessed Value and Debt Per Capita - Last Ten Fiscal Years	124
Ratio of Annual Debt Service Expenditures for General Obligation Bonded Debt to Total General Fund Expenditures - Last Ten Fiscal Years.....	125
Computation of Direct and Overlapping Debt Attributable to Governmental Activities	126
Computation of Legal Debt Margin - Last Ten Fiscal Years	127
Demographic and Economic Statistics - Last Ten Years.....	128
Principal Employers	129
School District Employees by Function/Program – Last Nine Years.....	130
Operating Statistics - Last Ten Fiscal Years	131
Miscellaneous Statistics	132

INTRODUCTORY SECTION



**COMPREHENSIVE ANNUAL
FINANCIAL REPORT
FOR THE FISCAL YEAR ENDED JUNE 30, 2014**

**OAKWOOD CITY
SCHOOL DISTRICT**

20 RUBICON ROAD, DAYTON, OHIO 45409

This page intentionally left blank.



OAKWOOD CITY SCHOOL DISTRICT

20 Rubicon Road, Oakwood, OH 45409 Phone: (937) 297-5332 Fax: (937) 297-5345
Web: www.oakwood.k12.oh.us

BOARD OF EDUCATION

Todd T. Duwel
President
Michael A. Miller
Vice President
Cassie M. Darr
R. Samuel Davis
Linda R. Woods

Kyle B. Ramey, Ed.D.
Superintendent

Kevin S. Philo
Treasurer

Allyson J. Couch
Director of Educational Services

Kimbe L. Lange, Ed.D.
Curriculum, Instruction, Assessment

December 12, 2014

The Citizens of Oakwood and the Board of Education
Oakwood City School District

It is my honor to present the Comprehensive Annual Financial Report (CAFR) for the Oakwood City School District. This report provides full disclosures of the financial operations of the School District for the fiscal year ended June 30, 2014. The CAFR, which includes an opinion from Balestra, Harr & Scherer, CPA's Inc., conforms to generally accepted accounting principles as applicable to governmental entities. Responsibility for both the accuracy of the data presented, and the completeness and fairness of the presentation, including all disclosures, rests with the management of the School District. To the best of our knowledge and belief, the data presented is accurate in all material respects and is reported in a manner designed to present fairly the financial position and results of operations of the various funds of the School District. This report will provide the taxpayers, employees, parents, and other parties interested in the operation of the Oakwood City School District with comprehensive financial data in a format which will enable them to gain an understanding of the School District's financial affairs. Copies will be available to the Chamber of Commerce, major commercial and personal property taxpayers, the Wright Public Library, the Oakwood Schools Education Foundation, banking institutions and other interested parties.

THE SCHOOL DISTRICT

The School District is located in the City of Oakwood in Montgomery County. The City of Oakwood is located immediately south of the City of Dayton and adjacent to the University of Dayton. The City of Oakwood encompasses 2.97 square miles and the population is 9,152. Currently, the enrollment at the School District is 2,082. Enrollment is projected to remain consistent for next several years.

The School District operates 5 instructional buildings and 1 administrative building. These buildings have been in existence for between 73 and 105 years. Major improvements or additions were done in the 1940's and then again in fiscal year 2003 and 2004.

The citizens of the City of Oakwood have voted in 125.07 mills for operating funds with an effective millage rate of 58.17 as of June 30, 2014. A bond issue of \$20.2 million was approved in November 2002 for the renovation of school facilities. The effective millage of the bond issue was 3.38 as of June 30, 2014. The Oakwood School District passed a new 5.75 mill operating levy on November 5, 2013 that took effect for taxes paid in 2014.

The Oakwood City School District offers a wide range of courses. The students also have a wide range of extra-curricular activities from which to choose.

THE REPORTING ENTITY

Oakwood City School District has reviewed its reporting entity definition in order to ensure conformance with the Governmental Accounting Standards Board Statement Number 14, "The Financial Reporting Entity" and Governmental Accounting Standards Board Statement Number 39, "Determining Whether Certain Organization are Component Units." In evaluating how to define the District for financial reporting purposes, management has considered all funds, departments, boards, organizations, and agencies making up the Oakwood City School District, the primary government. Numerous entities conduct their activities within the School District's boundaries but these entities have been excluded from the financial statements. The School District cannot legally access their resources; the School District has no obligation to finance deficits or provide financial support to them; and the School District is not obligated for their debts.

SERVICES PROVIDED

The School District provides a wide variety of instruction and support services as mandated by state statute or public desire. These services include regular instruction, special instruction, student guidance services, and extracurricular activities. Support services are necessary to complete the educational process. These services include administration, technical, and other community services. Other activities include uniform school supply sales, food service operation, and a latchkey program. Uniform school supply sales consist of workbooks used by the students. The food service operation provides an opportunity for the children to receive a hot meal every school day, and the latchkey program provides care for School District students before and after school, during the summer, and during winter and spring breaks.

ORGANIZATION OF THE SCHOOL DISTRICT

The first official body designated as the Oakwood City School District Board of Education was formed in 1907. Statutorily, the School District operates under standards prescribed by the Ohio State Board of Education as provided in division (D) of Section 3301.07 of the Ohio Revised Code for the purpose of providing educational services authorized by charter and further mandated by State and/or Federal Agencies.

A five member Board of Education serves as the taxing authority, contracting body and policy maker for the School District. The Board adopts the annual operating budget and approves all expenditures of School District funds.

The Superintendent is the chief administrative officer of the School District, responsible for both education and support operations. The Treasurer is the chief fiscal officer of the School District, responsible for maintaining records of all financial matters, issuing warrants for payment of liabilities incurred by the School District, and investing funds as specified by Ohio law.

ECONOMIC CONDITION AND OUTLOOK

The City of Oakwood consists of approximately 95 percent residential properties. No industrial operations are permitted within the city. Many of the residents are involved in business and professional careers. Given this fact, residential property values, which are the basis for most of the Oakwood City School District's revenues, have significantly increased in the past. The School District, along with many other public schools in the state, relies heavily on local property tax as a primary source of funds. Ohio law limits the growth in real estate revenues by reducing millage as assessed values increase following re-appraisals. Consequently, revenues generated from each levy remain relatively constant. As a result, the School District must periodically seek additional funding from its taxpaying constituents. While statewide, voters have proved reluctant to increase their property taxes, the Oakwood City School District has received positive support from its taxpayers. The economic condition of the School District remains very strong and is projected to remain as such.

The State of Ohio is in an economic recession. The Ohio Legislature biennial budget for 2012 and 2013 included what they called a “Bridge” funding method. It was called that because it is intended to be a bridge to a completely new funding formula sometime in 2013 or 2014. This would be the second major redesign of school funding in Ohio since fiscal year 2010. The Bridge method is using a true per pupil amount that is calculated based on the actual amount a district received in fiscal year 2011, minus the federal stabilization funds used in the previous state budget to fill the major gap in state aid due to the economy. This amount is further reduced by a statewide average amount per student which is then adjusted based on an individual district’s valuation per pupil compared to the state median. This new funding amount per pupil is then multiplied by the district resident student count done each October. The Bridge does have a guarantee included so no district can fall below their fiscal year 2011 funding minus the federal stabilization aid.

MAJOR INITIATIVES AND ACCOMPLISHMENTS FOR THE SCHOOL DISTRICT

Major accomplishments at Oakwood City Schools are nothing new to this School District. The Oakwood City School District prides itself on being one of the top performing public school districts in the State of Ohio and is working to continue that tradition. Some interesting facts about the District are:

- The Oakwood City School District has had the top median ACT score in the State of Ohio for the last six years.
- Continually one of the top Performance Index Scores in Ohio for the past six years.
- The dropout rate for Oakwood students is less than two percent per year.
- Over 80 percent of the secondary students participate in sports or co-curricular activities.
- On November 5, 2013, the Oakwood School District voters approved a 5.75 mill operating levy with 58% approval, continuing a streak of 35 years without a property tax levy defeat in Oakwood.
- Oakwood School District voters approved a 5.75 mill operating levy with 63 percent approval on November 2, 2010. This levy generated an additional \$1.84 million in revenue beginning in January 2011. The school district also passed a 1.8 mill Permanent Improvement Renewal Levy in March 2012 with a 72% passage rate.
- The School District voters in May 2002 approved a 6 mill operating levy with 69 percent approval. In November 2002, the Oakwood voters approved a 20.2 million dollar bond issue for facility additions and improvements with 65 percent of the vote and also passed a Permanent Improvement Renewal levy with 72 percent approval. In November 2004, the Oakwood voters approved a 5.50 mill operating levy with 60 percent approval. In May 2007, the Oakwood voters approved a 1.8 mill Permanent Improvement Replacement levy with 80 percent approval and in November 2007, they approved a 6.50 mill operating levy with 57 percent approval. The voters in Oakwood have consistently valued excellent education and shown their overwhelming support at the polls.

ACCOUNTING, INTERNAL CONTROL AND FINANCIAL REPORTING

Internal Accounting and Budgetary Control

The School District’s accounting system is organized on a “fund” basis. Each fund is a self-balancing accounting entity. In developing the School District's accounting system, much consideration was given to the adequacy of internal accounting controls. Internal accounting controls are designed to provide reasonable, but not absolute assurance regarding (1) the safeguarding of assets against loss from unauthorized use or disposition and (2) the reliability of financial records for preparing financial statements and maintaining accountability for assets. The concept of reasonable assurance is based on the assumption that the cost of internal accounting controls should not exceed the benefits expected to be derived from their implementation.

The School District utilizes a fully automated accounting system as well as an automated system of control for capital assets and payroll. These systems, coupled with the manual auditing of each voucher prior to payment, ensures that the financial information generated is both accurate and reliable.

At the beginning of each fiscal year, the Board of education adopts either a temporary appropriation measure or a permanent appropriation measure for that fiscal year. If a temporary appropriation is first adopted, the permanent appropriation measure must be adopted once the County Auditor has completed the tax duplicate for the upcoming calendar year, which is usually within the first three months of the fiscal year.

Annual appropriations may not exceed the County Budget Commission's official estimate of resources. The County Auditor must certify that the Board of Education's appropriation measures, including any supplements or amendments, do not exceed the amount set forth in the latest of those official estimates. State law permits the School District to make adjustments to estimated revenues and appropriations at any time prior to year-end.

All disbursements and transfers of cash between funds require appropriation authority from the Board of Education. Budgets for each of the different funds are controlled at various levels within each fund. All purchase order requests must be approved by the individual program managers and certified by the Treasurer, necessary funds are then encumbered and purchase orders released to vendors.

The accounting system used by the School District provides interim financial reports which detail year-to-date expenditures and encumbrances versus the original appropriation plus any supplemental appropriations made to date.

As an additional safeguard, all employees involved with receiving and depositing funds are covered by a blanket bond, and certain individuals in policy-making roles are covered by a separate, higher bond.

The basis of accounting and the various funds utilized by the Oakwood City School District are fully described in the notes to the basic financial statements. Additional information on the School District's budgetary accounts can also be found in the notes to the basic financial statements.

FINANCIAL CONDITION

The School District has prepared its financial statements in accordance with GASB Statement No. 34, "Basic Financial Statements – and Management's Discussion and Analysis – for State and Local Governments". GASB 34 created basic financial statements for reporting on the School District's financial activities as follows:

Government-wide financial statements – These statements are prepared on an accrual basis of accounting which is similar to the basis of accounting followed by many businesses.

Fund financial statements – These statements present information for individual major funds rather than by fund type. Nonmajor funds are presented in total in one column. Governmental funds use the modified accrual basis of accounting and include a reconciliation to the governmental activities presented in the government-wide financial statements. Fiduciary funds use the accrual basis of accounting.

Statement of budgetary comparisons – This statement presents comparisons of actual information to the legally adopted budget. The budgetary basis as provided by law is based upon accounting for certain transactions on a basis of cash receipts, disbursements and encumbrances.

As part of this reporting model, management is responsible for preparing a Management's Discussion and Analysis (MD&A) of the District. This discussion is located in the financial section of this report following the audit opinion, and provides an assessment of the District finances for fiscal year 2014. This transmittal letter is designed to compliment the MD&A and should be read in conjunction with it.

INDEPENDENT AUDIT

Provisions of State statute require that the School District's financial statements be subjected to an annual audit by an independent auditor. Those provisions have been satisfied, and the opinion of Balestra Harr & Scherer, CPA's Inc. office is included herein.

Pursuant to statute, the State prescribes a uniform accounting system to standardize accounting classification and financial reporting for all units of local education agencies in Ohio. The School District adopted and has been in conformance with that system effective with its annual financial report since the 1979 calendar year.

AWARDS

GFOA Certificate of Achievement

The Government Finance Officers Association of the United States and Canada (GFOA) awarded a Certificate of Achievement for Excellence in Financial Reporting to Oakwood City School District for its Comprehensive Annual Financial Report for the fiscal year ended June 30, 2013.

In order to be awarded a Certificate of Achievement, a government unit must publish an easily readable and efficiently organized Comprehensive Annual Financial Report, whose content conforms to program standards. Such a report must satisfy both generally accepted accounting principles and applicable legal requirements.

A Certificate of Achievement is valid for a period of one year only. This was the seventeenth year that the School District has received this prestigious award. We believe our current report continues to conform to the Certificate of Achievement Program requirements, and we are submitting it to the GFOA for review.

ASBO Certificate

The Association of School Business Officials International (ASBO) awarded a Certificate of Excellence in Financial Reporting for the fiscal year ended June 30, 2013, to the Oakwood City School District.

This award certifies that the Comprehensive Annual Financial Report substantially conformed to the principles and standards of financial reporting as recommended and adopted by the Association of School Business Officials. The award is granted only after an intensive review of the financial report by an expert panel of certified public accountants and practicing school business officials. This was the seventeenth year that the School District has received this prestigious award.

Management believes that the Comprehensive Annual Financial Report for the current year, which will be submitted to ASBO for review, will again conform to ASBO's principles and standards.

ACKNOWLEDGMENTS

The publication of this eighteenth Comprehensive Annual Financial Report for the Oakwood City School District is a major step in reinforcing the accountability of the School District to the taxpayers of the community.

We wish to express appreciation to the members of the Oakwood City School District Board of Education for supporting us in this endeavor and to the staff of the Treasurer's Office and various administrators and employees of the Oakwood City School District who contributed their time and effort to complete this project.

As always, a special thank you is given to the taxpayers, voters, parents and community, who demonstrate their continuing faith in the Oakwood City School District.

Respectfully Submitted,



Kevin S. Philo, Treasurer



Dr. Kyle Ramey, Superintendent

OAKWOOD CITY SCHOOL DISTRICT
MONTGOMERY COUNTY, OHIO
LIST OF PRINCIPAL OFFICIALS
June 30, 2014

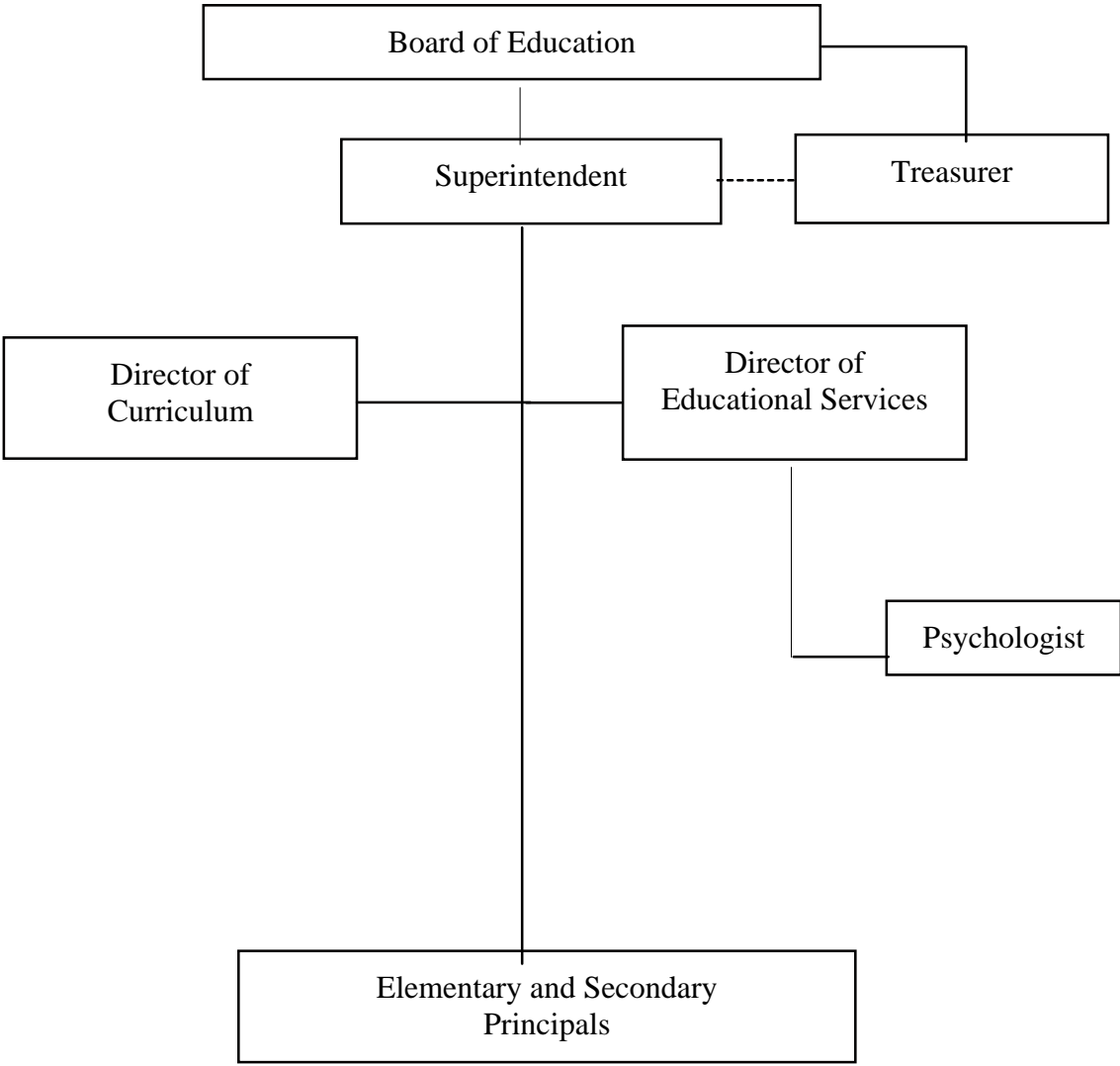
Elected Officials

President, Board of Education Todd T. Duwel
Vice-President Michael A. Miller
Board Member Sam Davis
Board Member Cassie M. Darr
Board Member Linda R. Woods

Administrative Officials

Superintendent Kyle B. Ramey
Treasurer Kevin S. Philo
Director of Educational Services Allyson Couch
Director of Curriculum Kimbe L. Lange

ORGANIZATIONAL CHART





Government Finance Officers Association

Certificate of
Achievement
for Excellence
in Financial
Reporting

Presented to

Oakwood City School District
Ohio

For its Comprehensive Annual
Financial Report
for the Fiscal Year Ended

June 30, 2013

Executive Director/CEO

Association of School Business Officials International



*The Certificate of Excellence in Financial Reporting Award
is presented to*

Oakwood City School District

*For Its Comprehensive Annual Financial Report (CAFR)
For the Fiscal Year Ended June 30, 2013*

The CAFR has been reviewed and met or exceeded
ASBO International's Certificate of Excellence standards




A handwritten signature in black ink, reading "Terrie S. Simmons".

Terrie S. Simmons, RSBA, CSBO
President

A handwritten signature in black ink, reading "John D. Musso".

John D. Musso, CAE, RSBA
Executive Director

FINANCIAL SECTION



**COMPREHENSIVE ANNUAL
FINANCIAL REPORT
FOR THE FISCAL YEAR ENDED JUNE 30, 2014**

**OAKWOOD CITY
SCHOOL DISTRICT**

20 RUBICON ROAD, DAYTON, OHIO 45409

This page intentionally left blank.



Balestra, Harr & Scherer, CPAs, Inc.

Accounting, Auditing and Consulting Services for Federal, State and Local Governments

www.bhscpas.com

Independent Auditor's Report

Members of the Board of Education
Oakwood City School District
20 Rubicon Road
Oakwood, Ohio 45409

Report on the Financial Statements

We have audited the accompanying financial statements of the governmental activities, each major fund, and the aggregate remaining fund information of Oakwood City School District, Montgomery County, Ohio (the District), as of and for the year ended June 30, 2014, and the related notes to the financial statements, which collectively comprise the District's basic financial statements as listed in the table of contents.

Management's Responsibility for the Financial Statements

Management is responsible for preparing and fairly presenting these financial statements in accordance with accounting principles generally accepted in the United States of America; this includes designing, implementing, and maintaining internal control relevant to preparing and fairly presenting financial statements that are free from material misstatement, whether due to fraud or error.

Auditor's Responsibility

Our responsibility is to opine on these financial statements based on our audit. We audited in accordance with auditing standards generally accepted in the United States of America and the financial audit standards in the Comptroller General of the United States' *Government Auditing Standards*. Those standards require us to plan and perform the audit to reasonably assure the financial statements are free from material misstatement.

An audit requires obtaining evidence about financial statement amounts and disclosures. The procedures selected depend on our judgment, including assessing the risks of material financial statement misstatement, whether due to fraud or error. In assessing those risks, we consider internal control relevant to the District's preparation and fair presentation of the financial statements in order to design audit procedures that are appropriate in the circumstances, but not to the extent needed to opine on the effectiveness of the District's internal control. Accordingly, we express no opinion. An audit also includes evaluating the appropriateness of management's accounting policies and the reasonableness of their significant accounting estimates, as well as our evaluation of the overall financial statement presentation.

We believe the audit evidence we obtained is sufficient and appropriate to support our audit opinions.

Opinion

In our opinion, the financial statements referred to above present fairly, in all material respects, the respective financial position of the governmental activities, each major fund, and the aggregate remaining fund information of Oakwood City School District, Montgomery County, Ohio, as of June 30, 2014, and the respective changes in financial position thereof and the budgetary comparison for the General fund thereof for the year then ended in accordance with the accounting principles generally accepted in the United States of America.

Other Matters

Required Supplementary Information

Accounting principles generally accepted in the United States of America require this presentation to include *Management's discussion and analysis*, listed in the table of contents, to supplement the basic financial statements. Although this information is not part of the basic financial statements, the Governmental Accounting Standards Board considers it essential for placing the basic financial statements in an appropriate operational, economic, or historical context. We applied certain limited procedures to the required supplementary information in accordance with auditing standards generally accepted in the United States of America, consisting of inquiries of management about the methods of preparing the information and comparing the information for consistency with management's responses to our inquiries, to the basic financial statements, and other knowledge we obtained during our audit of the basic financial statements. We do not opine or provide any assurance on the information because the limited procedures do not provide us with sufficient evidence to opine or provide any other assurance.

Supplementary and Other Information

Our audit was conducted to opine on the District's basic financial statements taken as a whole.

The introductory section, the financial section's combining statements, individual fund schedules and the statistical section information present additional analysis and are not a required part of the basic financial statements.

The statements and schedules are management's responsibility, and derive from and relate directly to the underlying accounting and other records used to prepare the basic financial statements. We subjected these statements and schedules to the auditing procedures we applied to the basic financial statements. We also applied certain additional procedures, including comparing and reconciling these statements and schedules directly to the underlying accounting and other records used to prepare the basic financial statements or to the basic financial statements themselves in accordance with auditing standards generally accepted in the United States of America. In our opinion, these statements and schedules are fairly stated in all material respects in relation to the basic financial statements taken as a whole.

We did not subject the introductory section and statistical section information to the auditing procedures applied in the audit of the basic financial statements and, accordingly, we express no opinion or any other assurance on them.

Other Reporting Required by Government Auditing Standards

In accordance with *Government Auditing Standards*, we have also issued our report dated December 12, 2014, on our consideration of the District's internal control over financial reporting and our tests of its compliance with certain provisions of laws, regulations, contracts and grant agreements and other matters. That report describes the scope of our internal control testing over financial reporting and compliance, and the results of that testing, and does not opine on internal control over financial reporting or on compliance. That report is an integral part of an audit performed in accordance with *Government Auditing Standards* in considering the District's internal control over financial reporting and compliance.

Balestra, Harr & Scherer, CPAs

Balestra, Harr & Scherer, CPAs, Inc.
Piketon, Ohio
December 12, 2014

OAKWOOD CITY SCHOOL DISTRICT
Management's Discussion and Analysis
For the Fiscal Year Ended June 30, 2014
(Unaudited)

The discussion and analysis of the Oakwood City School District's financial performance provides an overview and analysis of the School District's financial activities for the fiscal year ended June 30, 2014. The intent of this discussion and analysis is to look at the District's financial performance as a whole. Readers should also review our letter of transmittal, notes to the basic financial statements and the financial statements themselves to enhance their understanding of the School District's financial performance.

Financial Highlights

- ▶ The assets and deferred outflows of Oakwood City School District exceeded its liabilities and deferred inflows at June 30, 2014 by \$5,056,530. Of this amount, \$7,387,516 represents the total of net investments in capital assets and net position amounts restricted for specific purposes. The remaining deficit of \$2,330,986 represents unrestricted net position.
- ▶ In total, net position of governmental activities increased by \$106,758, which represents a 2.16 percent increase from 2013.
- ▶ General revenues accounted for \$24,577,564 or 88.57 percent of all revenues. Program specific revenues in the form of charges for services and sales, grants and contributions accounted for \$3,171,895 or 11.43 percent of total revenues of \$27,749,459.
- ▶ The School District had \$27,642,701 in expenses related to governmental activities; only \$3,171,895 of these expenses were offset by program specific charges for services and sales, grants or contributions. General revenues (primarily taxes and grants and entitlements) of \$24,577,564 were utilized to provide for the remainder of these programs.
- ▶ The School District recognizes two major governmental funds: the General Fund and the Bond Retirement Fund. In terms of dollars received and spent, the General Fund is significantly larger than all the other funds of the School District combined. The General Fund had \$22,886,223 in revenues and \$23,900,471 in expenditures in fiscal year 2014.

Using this Annual Report

This annual report consists of a series of financial statements and notes to those statements. These statements are presented following the requirements of GASB Statement No. 34, and are organized so the reader can understand Oakwood City School District as a financial whole, an entire operating entity. The statements then proceed to provide an increasingly detailed look at specific financial activities.

OAKWOOD CITY SCHOOL DISTRICT
Management's Discussion and Analysis
For the Fiscal Year Ended June 30, 2014
(Unaudited)

This discussion and analysis is intended to serve as an introduction to the School District's basic financial statements. The School District's basic financial statements are comprised of three components: the government-wide financial statements, fund financial statements and notes to the basic financial statements.

Reporting the School District as a Whole

Government-Wide Financial Statements

The government-wide financial statements are designed to provide readers with a broad overview of the School District's finances, in a manner similar to private-sector business. The Statement of Net Position and Statement of Activities provide information about the activities of the whole School District, presenting both an aggregate view of the School District's finances and a longer-term view of those finances.

The Statement of Net Position presents information on all of the School District's assets and deferred outflows and liabilities and deferred inflows, with the difference between the two reported as net position. Over time, increases and decreases in net position are important because they serve as a useful indicator of whether the financial position of the School District as a whole is improving or deteriorating. The cause of this change may be the result of several factors, some financial and some not. Nonfinancial factors include the School District's property tax base, current property tax laws in Ohio restricting revenue growth, facility conditions, required but unfunded educational programs, and other factors. Ultimately, the School District's goal is to provide services to our students, not to generate profits as commercial entities do.

The Statement of Activities presents information showing how the School District's net position changed during the recent fiscal year. All changes in net position are reported as soon as the underlying event giving rise to the change occurs, regardless of the timing of related cash flows. Thus, revenues and expenses are reported in this statement for some items that will only result in cash flows in future fiscal periods (e.g. uncollected taxes and earned but unused vacation leave).

In both of the government-wide financial statements, the School District activities are shown as Governmental Activities. All of the School District's programs and services are reported here including instructional services, support services and operation of non-instructional services. These services are funded primarily by taxes, tuition and fees, and intergovernmental revenues including federal and state grants and other shared revenues.

Reporting the School District's Most Significant Funds

Fund Financial Statements

The analysis of the School District's major funds begins on page 18. Fund financial reports provide detailed information about the School District's major funds. The School District uses many funds to account for a multitude of financial transactions. However, these fund financial statements focus on the School District's most significant funds. The School District's major governmental funds are the General and Bond Retirement Funds.

OAKWOOD CITY SCHOOL DISTRICT
Management's Discussion and Analysis
For the Fiscal Year Ended June 30, 2014
(Unaudited)

A fund is a grouping of related accounts that is used to maintain control over resources that have been segregated for specific activities or objective. The School District, like other state and local governments, uses fund accounting to ensure and demonstrate compliance with finance-related legal requirements. All of the funds of the School District can be divided into one of two categories: governmental funds and fiduciary funds.

Governmental Funds

Governmental funds are used to account for essentially the same functions reported as governmental activities in the government-wide financial statements. However, unlike the government-wide financial statements, governmental fund financial statements focus on current inflows and outflows of spendable resources, as well as on balances of spendable resources available at the end of the fiscal year. Such information may be useful in evaluating a government's near-term requirements.

Because the focus of the governmental funds is narrower than that of the government-wide financial statements, it is useful to compare the information presented for governmental funds with similar information presented for governmental activities in the government-wide financial statements. By doing so, readers may better understand the long-term impact of the government's near-term financing decisions. Both the governmental fund balance sheet and the governmental fund statement of revenues, expenditures, and changes in fund balances provide a reconciliation to facilitate this comparison between governmental funds and governmental activities.

Fiduciary Funds

The School District's only fiduciary fund is an agency fund. We exclude these activities from the School District's other financial statements because the School District cannot use these assets to finance its operations. Agency funds are custodial in nature (assets equal liabilities) and do not involve measurement of results of operations. Fiduciary funds use the accrual basis of accounting.

Notes to the Basic Financial Statements

The notes provide additional information that is essential to a full understanding of the data provided in the government-wide and fund financial statements.

OAKWOOD CITY SCHOOL DISTRICT
Management's Discussion and Analysis
For the Fiscal Year Ended June 30, 2014
(Unaudited)

Government-Wide Financial Analysis

Recall that the Statement of Net Position provides the perspective of the School District as a whole, showing assets and deferred outflows of resources, liabilities and deferred inflows of resources, and the difference between them (net position). Table 1 provides a summary of the School District's net position for 2014 compared to fiscal year 2013:

Table 1
Net Position at Year End

	<u>Governmental Activities</u>	
	<u>2014</u>	<u>2013</u>
<u>Assets:</u>		
Current and Other Assets	\$21,740,975	\$18,909,594
Capital Assets, Net	<u>20,416,153</u>	<u>21,381,746</u>
<i>Total Assets</i>	<u>42,157,128</u>	<u>40,291,340</u>
<u>Deferred Outflows of Resources</u>		
	<u>884,542</u>	<u>948,371</u>
<u>Liabilities:</u>		
Long-Term Liabilities	17,849,594	18,648,505
Other Liabilities	<u>3,025,867</u>	<u>2,854,660</u>
<i>Total Liabilities</i>	<u>20,875,461</u>	<u>21,503,165</u>
<u>Deferred Inflows of Resources</u>		
	17,109,679	14,786,774
<u>Net Position:</u>		
Net Investment in Capital Assets	5,046,543	5,215,930
Restricted	2,340,973	2,195,477
Unrestricted	<u>(2,330,986)</u>	<u>(2,461,635)</u>
<i>Total Net Position</i>	<u><u>\$5,056,530</u></u>	<u><u>\$4,949,772</u></u>

Current assets increased \$2,831,381 from fiscal year 2013 due to increases in property taxes receivables and cash and cash equivalents.

Capital assets decreased \$965,593 as a result of current year depreciation exceeding capital asset additions.

Other (current) liabilities increased \$171,207 primarily as a result of increases in accounts payable and contracts payable.

Long-term liabilities decreased by \$798,911 due to scheduled debt payments.

OAKWOOD CITY SCHOOL DISTRICT
Management's Discussion and Analysis
For the Fiscal Year Ended June 30, 2014
(Unaudited)

The School District's largest portion of net position is related to net investment in capital assets. The School District used these capital assets to provide services to students; consequently, these assets are not available for future spending. Although the School District's investment in its capital assets is reported net of related debt, it should be noted that the resources needed to repay this debt must be provided from other sources, since capital assets themselves cannot be used to pay these liabilities.

The School District's smallest portion of net position is unrestricted, and carries a deficit balance of \$2,330,986. These net position represent resources that may be used to meet the District's ongoing obligation to its students and creditors.

The remaining balance of \$2,340,973 is restricted net position. The restricted net position is subject to external restrictions on how they may be used.

Table 2 shows the changes in net position for fiscal year 2014 and provides a comparison to fiscal year 2013.

Table 2
Changes in Net Position

	<u>Governmental Activities</u>	
	2014	2013
<u>Revenues:</u>		
<i>Program Revenues:</i>		
Charges for Services and Sales	\$1,158,668	\$1,059,422
Operating Grants and Contributions	2,013,227	1,185,232
<i>General Revenues:</i>		
Property Taxes	17,054,006	16,031,788
Unrestricted Grants and Entitlements	7,378,297	7,376,647
Contributions and Donations	0	1,000
Investment Earnings	881	2,619
Miscellaneous	144,380	182,106
<i>Total Revenues</i>	27,749,459	25,838,814

(Continued)

OAKWOOD CITY SCHOOL DISTRICT
Management's Discussion and Analysis
For the Fiscal Year Ended June 30, 2014
(Unaudited)

Table 2
Changes in Net Position (continued)

	2014	2013
<u>Expenses:</u>		
<i>Program Expenses:</i>		
<i>Instruction:</i>		
Regular	14,070,836	13,547,190
Special	3,047,423	2,893,236
Other	222,490	176,524
<i>Support Services:</i>		
Pupil	1,753,610	1,686,090
Instructional Staff	350,612	300,182
Board of Education	19,518	31,136
Administration	2,021,293	1,991,499
Fiscal	753,603	749,270
Business	5,884	10,228
Operation and Maintenance of Plant	2,243,733	2,114,515
Pupil Transportation	303,126	270,158
Central	530,238	549,829
<i>Operation of Non-Instructional Services:</i>		
Food Service	454,004	415,697
Latchkey	266,910	218,863
Other	30,780	33,051
Extracurricular Activities	1,072,975	1,044,693
Interest and Fiscal Charges	495,666	513,537
<i>Total Expenses</i>	<u>27,642,701</u>	<u>26,545,698</u>
<i>Change in Net Position</i>	106,758	(706,884)
Net Position-Beginning of Year	<u>4,949,772</u>	<u>5,656,656</u>
Net Position-End of Year	<u>\$5,056,530</u>	<u>\$4,949,772</u>

OAKWOOD CITY SCHOOL DISTRICT
Management's Discussion and Analysis
For the Fiscal Year Ended June 30, 2014
(Unaudited)

The most significant program expenses for the School District are Regular Instruction, Special Instruction, Operation and Maintenance of Plant, Administration and Pupil. These programs account for 83.70 percent of the total governmental activities. Regular Instruction, which accounts for 50.90 percent of the total, represents costs associated with providing general educational services. Special Instruction, which represents 11.03 percent of the total, represent costs associated with providing educational services for handicapped, disadvantaged and other special needs students. Operation and Maintenance of Plant, which represents 8.12 percent of the total, represent costs associated with operating and maintaining the School District's facilities. Administration, which represents 7.31 percent of the total, represents costs associated with the overall administrative responsibility for each building and the School District as a whole. Pupil, which represents 6.34 percent of the total cost, represents costs associated with activities designed to assess and improve the well-being of pupils and supplement the teaching process.

The majority of the funding for the most significant programs indicated above is from property taxes and grants and entitlements not restricted for specific programs. Property taxes and grants and entitlements not restricted for specific programs accounts for 88.05 percent of total revenues.

As noted previously, the net position for the governmental activities increased \$106,758. This is a change from last year when net position decreased \$706,884. Total revenues increased \$1,910,645 or 7.39 percent over last year and expenses increased \$1,097,003 or 4.13 percent over last year.

The School District had program revenue increases of \$927,241 due to an increase in operating grants and contributions and increases in general revenues of \$983,404 due to an increase in property taxes related to the passage of a new levy.

Governmental Activities

Over the past several fiscal years, the School District has remained in stable financial condition. This has been accomplished through strong voter support and good fiscal management. The School District is heavily dependent on property taxes and, like most Ohio schools, is hampered by a lack of revenue growth. Property taxes made up 61.46 percent of the total revenue of governmental activities in fiscal year 2014.

The Ohio Legislature passed H.B. 920 (1976) and changed the way property taxes function in the State. The overall revenue generated by a levy will not increase solely as a result of inflation. As an example, the School District would receive from a home valued at \$100,000 and taxed at 1.0 mill, \$35.00 annually. If three years later the home were reappraised and the value increased to \$200,000 (and this increase in value is comparable to other property owners) the effective tax rate would become 0.5 mill and the School District would still receive \$35.00 annually. Therefore, the School District must regularly return to the voters to maintain a constant level of service.

OAKWOOD CITY SCHOOL DISTRICT
Management's Discussion and Analysis
For the Fiscal Year Ended June 30, 2014
(Unaudited)

The School District's 1.8 mill Permanent Improvement Levy is an important piece of the financial picture. It funds not only facility maintenance and upkeep issues but also provides the bulk of the School District's technology needs and a large percentage of the State's set-aside requirements for capital improvements. The 5-year levy was first passed by School District voters in 1992 and has been renewed four times, the last time in March 2012.

The School District voters also approved a bond retirement tax levy for 3.93 mills. It was passed in November 2002 as part of a \$20,200,000 bond issue for facility improvements. This levy generates approximately \$2.3 million dollars in revenue for debt service payments.

Instruction accounts for 62.73 percent of governmental activities program expenses. Support services expenses make up 28.87 percent of governmental activities expenses. The Statement of Activities shows the cost of program services and charges for services and grants offsetting those services.

Table 3 shows, for governmental activities, the total cost of services and the net cost of services for fiscal year 2014 compared with fiscal year 2013. That is, it identifies the cost of these services supported by tax revenue and unrestricted State entitlements.

Table 3

	Net Cost of Governmental Activities			
	Total Cost of Services	Net Cost of Services	Total Cost of Services	Net Cost of Services
	<u>2014</u>	<u>2014</u>	<u>2013</u>	<u>2013</u>
<i>Program Expenses:</i>				
Instruction	\$17,340,749	\$15,377,742	\$16,616,950	\$15,459,385
Support Services	7,981,617	7,734,238	7,702,907	7,518,785
Operation of Non-Instructional Services	751,694	105,666	667,611	58,966
Extracurricular Activities	1,072,975	757,494	1,044,693	750,371
Interest and Fiscal Charges	<u>495,666</u>	<u>495,666</u>	<u>513,537</u>	<u>513,537</u>
Total Expenses	<u><u>\$27,642,701</u></u>	<u><u>\$24,470,806</u></u>	<u><u>\$26,545,698</u></u>	<u><u>\$24,301,044</u></u>

The School District's Funds

The School District's governmental funds are accounted for using the modified accrual basis of accounting. (See Note 2 for discussion of significant accounting policies). All governmental funds had total revenues and other financing sources of \$29,087,826 and expenditures and other financing uses of \$28,728,022.

Total fund balance for governmental funds increased by \$359,804. The fund balance in the General Fund increased \$286,416 as a result of increases in the property taxes and intergovernmental revenues in the current year. The fund balance in the Bond Retirement Fund decreased \$27,048, as a result of transfers.

OAKWOOD CITY SCHOOL DISTRICT
Management's Discussion and Analysis
For the Fiscal Year Ended June 30, 2014
(Unaudited)

Budget Highlights - General Fund

The School District's budget is prepared according to Ohio law and is based on accounting for certain transactions on a cash basis for receipts, disbursements, and encumbrances. The most significant budgeted fund is the General Fund.

During the course of fiscal year 2014, the School District made one amendment to its General Fund budget. The School District uses a modified site-based budget technique that is designed to control site budgets while providing building administrators and supervisors' flexibility for site management.

The School District prepares and monitors a detailed cashflow plan for the General Fund. Actual cashflow is compared to monthly and year-to-date estimates, and a monthly report is prepared for top management and the Board of Education.

For the General Fund, the final budget basis revenue was \$22,973,930 representing a \$977,595 or 4.44 percent increase from the original budget estimates. As a result, the actual revenue was more than the final budget estimate of revenue by \$58,984 or 0.26 percent, which is due to the School District underestimating property tax and intergovernmental revenues for the year.

For the General Fund, the final budget basis expenditures were \$24,409,133 representing a \$486,733 or 2.03 percent increase from the original budget estimates. The actual expenditures were \$41,085 or 0.17 percent less than the final budget estimate of expenditures due to the strict control of expenditures by management of the School District.

Capital Assets and Debt Administration

Capital Assets

At the end of fiscal year 2014, the School District had \$32.0 million invested in land, buildings and improvements, furniture and equipment, and vehicles, of which all was in governmental activities. That total carries an accumulated depreciation of \$11.6 million. Table 4 shows fiscal year 2014 balances compared to fiscal year 2013.

OAKWOOD CITY SCHOOL DISTRICT
Management's Discussion and Analysis
For the Fiscal Year Ended June 30, 2014
(Unaudited)

Table 4

Capital Assets & Accumulated Depreciation at Year End

	<u>Governmental Activities</u>	
	<u>2014</u>	<u>2013</u>
<i>Nondepreciable Capital Assets:</i>		
Land	\$488,237	\$488,237
<i>Depreciable Capital Assets:</i>		
Buildings and Improvements	24,055,051	24,055,051
Furniture, Fixtures and Equipment	7,361,607	7,268,603
Vehicles	<u>160,029</u>	<u>160,029</u>
<i>Total Capital Assets</i>	<u>32,064,924</u>	<u>31,971,920</u>
<i>Less Accumulated Depreciation:</i>		
Buildings and Improvements	6,525,647	6,049,398
Furniture, Fixtures and Equipment	5,060,084	4,492,691
Vehicles	<u>63,040</u>	<u>48,085</u>
<i>Total Accumulated Depreciation</i>	<u>11,648,771</u>	<u>10,590,174</u>
Capital Assets, Net	<u><u>\$20,416,153</u></u>	<u><u>\$21,381,746</u></u>

More detailed information pertaining to the School District's capital asset activity can be found in Note 9 of the notes to the basic financial statements.

OAKWOOD CITY SCHOOL DISTRICT
Management's Discussion and Analysis
For the Fiscal Year Ended June 30, 2014
(Unaudited)

Debt Administration

At June 30, 2014, the School District had \$16,316,497 in bonds and capital leases outstanding with \$572,103 due within one year. Table 5 summarizes the long-term bonds outstanding for fiscal year 2014 compared to fiscal year 2013.

Table 5
Outstanding Debt, Governmental Activities at Year End

Purpose	2014	2013
Facility Renovation/Refunding Bonds	\$14,990,000	\$15,655,000
Issuance Premiums on Bonds	1,084,751	1,162,823
Accretion on Capital Appreciation Bonds	62,346	29,247
Capital Leases	179,400	267,117
Total	<u>\$16,316,497</u>	<u>\$17,114,187</u>

More detailed information pertaining to the School District's long-term debt activity can be found in Note 15 of the notes to the basic financial statements.

Current Issues

Although considered a mid-wealth district, Oakwood City School District is financially stable, and has been over the past several years. As indicated in the preceding financial information, the School District is heavily dependent on property taxes. Property tax revenue does not increase solely as a result of inflation. Therefore, in the long-term, the current program and staffing levels will be dependent on increased funding to meet inflation. Careful financial planning and the passage of a building levy have permitted the School District to provide a quality education for our students along with renovated facilities for the future.

The State Legislature has also made several significant changes impacting local taxes:

Effective January 1, 2001 non-municipal owned electric utilities and rural co-ops were deregulated in the State of Ohio. All electric company personal property was reduced from 100 percent assessed value (from 50 percent for rural co-ops) to 25 percent. (Distribution and transmission of personal property will continue to be assessed at 88 percent.) This significantly reduced revenues to certain school districts and moderately affects others.

Effective May 1, 2001 a kilowatt hour (KWH) tax began being collected. 37.8 percent of these new dollars would be deposited in a new Property Tax Replacement Fund (PTRF). 70 percent of the PTRF will be paid to school districts that lost revenue as determined by the Ohio Department of Taxation. First, distribution will be made to cover costs of fixed sum levies such as debt issues and emergency levies. Next, fixed rate levies would be replaced from 2002 through 2007; after this a phase out formula would begin.

OAKWOOD CITY SCHOOL DISTRICT
Management's Discussion and Analysis
For the Fiscal Year Ended June 30, 2014
(Unaudited)

The Oakwood City School District does not anticipate any meaningful growth or loss in revenue as a result of these changes. Based on these factors, the Board of Education and the administration of the School District must maintain careful financial planning and prudent fiscal management in order to preserve the financial stability of the School District.

The Ohio Legislature biennial budget for 2012 and 2013 included what they called a “Bridge” funding method. It was called that because it is intended to be a bridge to a completely new funding formula sometime in 2013 or 2014. This would be the second major redesign of school funding in Ohio since fiscal year 2010. The Bridge method is using a true per pupil amount that is calculated based on the actual amount a district received in fiscal year 2011, minus the federal stabilization funds used in the previous state budget to fill the major gap in state aid due to the economy. This amount is further reduced by a statewide average amount per student which is then adjusted based on an individual district's valuation per pupil compared to the state median. This new funding amount per pupil is then multiplied by the district resident student count done each October. The Bridge does have a guarantee included so no district can fall below their fiscal year 2011 funding minus the federal stabilization aid.

Recently, the Oakwood City Schools has received additional financial commitment from its voters with the passage of a 5.75 mill continuous operating levy on November 5, 2013 with an approval rate of 58%. This is in addition to the passage of a five year permanent improvement renewal levy of 1.8 mills in March 2012 with a passage rate of 72%. These follow an approved 5.75 mill levy in November 2010 (63% approval) and a 6.5 mill levy in November 2007 (57% approval).

Contacting the School District's Financial Management

This financial report is designed to provide our citizens, taxpayers, and investors and creditors with a general overview of the School District's finances and to show the School District's accountability for the money it received. If you have any questions about this report or need additional information, contact Kevin S. Philo, Treasurer of Oakwood City School Board of Education, 20 Rubicon Road, Dayton, OH 45409.

OAKWOOD CITY SCHOOL DISTRICT

Statement of Net Position

June 30, 2014

	<u>Governmental Activities</u>
<u>Assets:</u>	
Equity in Pooled Cash and Cash Equivalents	\$4,127,383
Cash and Cash Equivalents with Fiscal Agent	2,468
Property Taxes Receivable	17,526,072
Accounts Receivable	9,822
Intergovernmental Receivable	71,444
Inventory Held for Resale	3,786
Nondepreciable Capital Assets	488,237
Depreciable Capital Assets, Net	<u>19,927,916</u>
<i>Total Assets</i>	<u>42,157,128</u>
<u>Deferred Outflows of Resources:</u>	
Deferred Charge on Refunding	<u>884,542</u>
<u>Liabilities:</u>	
Accounts Payable	149,825
Accrued Wages and Benefits	2,054,226
Contracts Payable	118,290
Intergovernmental Payable	581,007
Accrued Interest Payable	34,222
Matured Compensated Absences Payable	77,534
Retirement Incentive Payable	10,763
<u>Long-Term Liabilities:</u>	
Due Within One Year	759,499
Due In More Than One Year	<u>17,090,095</u>
<i>Total Liabilities</i>	<u>20,875,461</u>
<u>Deferred Inflows of Resources:</u>	
Property Taxes	<u>17,109,679</u>
<u>Net Position:</u>	
Net Investment in Capital Assets	5,046,543
<u>Restricted for:</u>	
Debt Service	1,106,407
Capital Outlay	643,569
Other Purposes	458,582
<u>Permanent Fund Purpose:</u>	
Expendable	112,415
Nonexpendable	20,000
Unrestricted	<u>(2,330,986)</u>
<i>Total Net Position</i>	<u><u>\$5,056,530</u></u>

See accompanying notes to the basic financial statements.

OAKWOOD CITY SCHOOL DISTRICT

Statement of Activities

For the Fiscal Year Ended June 30, 2014

	Program Revenues		Net (Expense) Revenue and Changes in Net Position	
	Charges for Services and Sales	Operating Grants and Contributions	Governmental Activities	
<u>Expenses</u>				
<u>Governmental Activities:</u>				
<i>Instruction:</i>				
Regular	\$14,070,836	\$263,689	\$320,382	(\$13,486,765)
Special	3,047,423	0	1,378,936	(1,668,487)
Other	222,490	0	0	(222,490)
<i>Support Services:</i>				
Pupil	1,753,610	0	77,288	(1,676,322)
Instructional Staff	350,612	0	73,329	(277,283)
Board of Education	19,518	0	0	(19,518)
Administration	2,021,293	0	41,051	(1,980,242)
Fiscal	753,603	0	0	(753,603)
Business	5,884	0	0	(5,884)
Operation and Maintenance of Plant	2,243,733	0	0	(2,243,733)
Pupil Transportation	303,126	0	38,087	(265,039)
Central	530,238	3,624	14,000	(512,614)
<i>Operation of Non-Instructional Services:</i>				
Food Services	454,004	304,662	49,192	(100,150)
Latchkey	266,910	292,174	0	25,264
Other	30,780	0	0	(30,780)
Extracurricular Activities	1,072,975	294,519	20,962	(757,494)
Interest and Fiscal Charges	495,666	0	0	(495,666)
<u>Total Governmental Activities</u>	<u>\$27,642,701</u>	<u>\$1,158,668</u>	<u>\$2,013,227</u>	<u>(24,470,806)</u>
<u>General Revenues:</u>				
<i>Property Taxes Levied for:</i>				
General Purposes				14,314,278
Capital Outlay				450,350
Debt Service				2,289,378
Grants and Entitlements not Restricted to Specific Programs				7,378,297
Investment Earnings				881
Miscellaneous				144,380
<u>Total General Revenues</u>				<u>24,577,564</u>
Change in Net Position				106,758
<i>Net Position at Beginning of Year</i>				<u>4,949,772</u>
<i>Net Position at End of Year</i>				<u>\$5,056,530</u>

See accompanying notes to the basic financial statements.

OAKWOOD CITY SCHOOL DISTRICT

*Balance Sheet
Governmental Funds
June 30, 2014*

	General	Bond Retirement	Nonmajor Governmental Funds	Total Governmental Funds
<u>Assets:</u>				
Equity in Pooled Cash and Cash Equivalents	\$1,643,003	\$1,146,072	\$1,338,308	\$4,127,383
<i>Cash and Cash Equivalents:</i>				
With Fiscal Agents	2,468	0	0	2,468
Property Taxes Receivable	16,018,240	1,059,332	448,500	17,526,072
Accounts Receivable	9,822	0	0	9,822
Intergovernmental Receivable	0	0	71,444	71,444
Interfund Receivable	522,729	0	0	522,729
Inventory Held for Resale	0	0	3,786	3,786
<i>Total Assets</i>	<u>\$18,196,262</u>	<u>\$2,205,404</u>	<u>\$1,862,038</u>	<u>\$22,263,704</u>
<u>Liabilities:</u>				
Accounts Payable	\$103,651	\$0	\$46,174	\$149,825
Accrued Wages and Benefits	2,034,387	0	19,839	2,054,226
Contracts Payable	0	0	118,290	118,290
Intergovernmental Payable	570,058	0	10,949	581,007
Interfund Payable	0	0	522,729	522,729
Matured Compensated Absences Payable	77,534	0	0	77,534
Retirement Incentive Payable	10,763	0	0	10,763
<i>Total Liabilities</i>	<u>2,796,393</u>	<u>0</u>	<u>717,981</u>	<u>3,514,374</u>
<u>Deferred Inflows of Resources:</u>				
Property Taxes	15,845,874	1,048,531	443,553	17,337,958
<u>Fund Balances:</u>				
Nonspendable	9,124	0	20,000	29,124
Restricted	0	1,156,873	992,515	2,149,388
Committed	0	0	234,603	234,603
Unassigned	(455,129)	0	(546,614)	(1,001,743)
<i>Total Fund Balances (Deficits)</i>	<u>(446,005)</u>	<u>1,156,873</u>	<u>700,504</u>	<u>1,411,372</u>
<i>Total Liabilities, Deferred Inflows of Resources and Fund Balances</i>	<u>\$18,196,262</u>	<u>\$2,205,404</u>	<u>\$1,862,038</u>	<u>\$22,263,704</u>

See accompanying notes to the basic financial statements.

OAKWOOD CITY SCHOOL DISTRICT
*Reconciliation of Total Governmental Fund Balances to
 Net Position of Governmental Activities
 June 30, 2014*

Total Governmental Funds Balances	\$1,411,372
 <i>Amounts reported for governmental activities in the statement of net position are different because:</i>	
Capital assets used in governmental activities are not financial resources and therefore are not reported in the funds.	20,416,153
Some of the School District's receivables will be collected after fiscal year-end, but are not available soon enough to pay for the current period's expenditures and therefore are deferred in the funds. These receivables consist of: Property taxes	228,279
Some liabilities and deferred outflows of resources are not due and payable in the current period and therefore are not reported in the funds. These liabilities consist of:	
General obligation bonds	(14,895,000)
Capital appreciation bonds	(95,000)
Accretion on capital appreciation bonds	(62,346)
Premium on issuance of bonds	(1,084,751)
Deferred refunding on bonds issued	884,542
Accrued interest on bonds	(34,222)
Capital leases	(179,400)
Compensated absences	<u>(1,533,097)</u>
Total liabilities that are not reported in the funds	<u>(16,999,274)</u>
 <i>Net Position of Governmental Activities</i>	 <u><u>\$5,056,530</u></u>

See accompanying notes to the basic financial statements.

OAKWOOD CITY SCHOOL DISTRICT
Statement of Revenues, Expenditures and Changes in Fund Balances
Governmental Funds
For the Fiscal Year Ended June 30, 2014

	General	Bond Retirement	Nonmajor Governmental Funds	Total Governmental Funds
<u>Revenues:</u>				
Property Taxes	\$14,339,859	\$2,290,222	\$450,736	\$17,080,817
Intergovernmental	8,094,814	157,908	1,080,446	9,333,168
Interest	864	0	17	881
Tuition and Fees	263,689	0	0	263,689
Extracurricular Activities	49,298	0	248,845	298,143
Rent	1,411	0	0	1,411
Charges for Services	0	0	596,836	596,836
Contributions and Donations	8,805	0	49,551	58,356
Miscellaneous	127,483	0	15,486	142,969
<i>Total Revenues</i>	<u>22,886,223</u>	<u>2,448,130</u>	<u>2,441,917</u>	<u>27,776,270</u>
<u>Expenditures:</u>				
<i>Current:</i>				
<i>Instruction:</i>				
Regular	12,440,709	0	295,155	12,735,864
Special	2,556,554	0	475,103	3,031,657
Other	222,490	0	0	222,490
<i>Support Services:</i>				
Pupil	1,701,974	0	77,214	1,779,188
Instructional Staff	274,406	0	73,261	347,667
Board of Education	19,518	0	0	19,518
Administration	1,983,350	0	31,140	2,014,490
Fiscal	748,995	0	5,635	754,630
Business	5,884	0	0	5,884
Operation and Maintenance of Plant	2,249,416	0	0	2,249,416
Pupil Transportation	290,435	0	0	290,435
Central	497,786	0	24,158	521,944
Operation of Non-Instructional Services	26,821	0	719,831	746,652
Extracurricular Activities	784,299	0	301,707	1,086,006
Capital Outlay	0	0	343,723	343,723
<i>Debt Service:</i>				
Principal Retirement	87,717	665,000	0	752,717
Interest and Fiscal Charges	10,117	504,068	0	514,185
<i>Total Expenditures</i>	<u>23,900,471</u>	<u>1,169,068</u>	<u>2,346,927</u>	<u>27,416,466</u>
<i>Excess of Revenues Over (Under) Expenditures</i>	<u>(1,014,248)</u>	<u>1,279,062</u>	<u>94,990</u>	<u>359,804</u>
<u>Other Financing Sources (Uses):</u>				
Transfers In	1,306,110	0	5,446	1,311,556
Transfers Out	(5,446)	(1,306,110)	0	(1,311,556)
<i>Total Other Financing Sources (Uses)</i>	<u>1,300,664</u>	<u>(1,306,110)</u>	<u>5,446</u>	<u>0</u>
<i>Net Change in Fund Balances</i>	286,416	(27,048)	100,436	359,804
<i>Fund Balances (Deficit) at Beginning of Year</i>	<u>(732,421)</u>	<u>1,183,921</u>	<u>600,068</u>	<u>1,051,568</u>
<i>Fund Balances (Deficit) at End of Year</i>	<u>(\$446,005)</u>	<u>\$1,156,873</u>	<u>\$700,504</u>	<u>\$1,411,372</u>

See accompanying notes to the basic financial statements.

OAKWOOD CITY SCHOOL DISTRICT
*Reconciliation of the Statement of Revenues, Expenditures and Changes
in Fund Balances of Governmental Funds to the Statement of Activities
For the Fiscal Year Ended June 30, 2014*

Net Change in Fund Balances - Total Governmental Funds \$359,804

Amounts reported for governmental activities in the statement of activities are different because:

Governmental funds report capital outlays as expenditures. However, in the statement of activities, the cost of those assets is allocated over their estimated useful lives as depreciation expense.

This is the amount by which depreciation exceeded capital asset additions in the current period.

Capital asset additions	93,004	
Depreciation	<u>(1,058,597)</u>	
Total		(965,593)

Revenues in the statement of activities that do not provide current financial resources are not reported as revenues in the funds. These revenues consist of:

Property taxes		(26,811)
----------------	--	----------

Repayment of long-term bond principal is an expenditure in the governmental funds, but the repayment reduces long-term liabilities in the statement of net position.

752,717

In the statement of activities, interest is accrued on outstanding bonds, bond accretion, bond premium, and loss on refundings are amortized over the term of the bonds, whereas in governmental funds, an interest expenditure is reported when due and accretions, premiums, and loss on refundings are reported when the bonds are issued:

Accrued interest on bonds	4,276	
Annual accretion on capital appreciation bonds	(33,099)	
Amortization of premium on bonds	78,072	
Amortization of deferred charges on refundings	<u>(63,829)</u>	
Total		(14,580)

Some items reported in the statement of activities do not require the use of current financial resources and therefore are not reported as expenditures in governmental funds. These activities consist of:

Compensated absences		<u>1,221</u>
----------------------	--	--------------

Change in Net Position of Governmental Activities

\$106,758

See accompanying notes to the basic financial statements.

OAKWOOD CITY SCHOOL DISTRICT
Statement of Revenues, Expenditures and Changes
in Fund Balance - Budget and Actual (Budget Basis)
General Fund
For the Fiscal Year Ended June 30, 2014

	Budgeted Amounts		Actual	Variance with Final Budget
	Original	Final		Positive (Negative)
<u>Revenues:</u>				
Property Taxes	\$14,306,335	\$14,645,660	\$14,683,262	\$37,602
Intergovernmental	7,629,264	8,074,084	8,094,814	20,730
Interest	206	862	864	2
Tuition and Fees	33,064	138,375	138,730	355
Rent	336	1,407	1,411	4
Miscellaneous	27,130	113,542	113,833	291
Total Revenues	21,996,335	22,973,930	23,032,914	58,984
<u>Expenditures:</u>				
<i>Current:</i>				
<i>Instruction:</i>				
Regular				
Salaries and Wages	8,851,600	8,326,834	8,298,056	28,778
Fringe Benefits	2,910,500	2,960,698	2,944,062	16,636
Purchased Services	224,900	318,772	283,240	35,532
Supplies and Materials	437,500	568,787	696,511	(127,724)
Capital Outlay	180,100	145,883	225,524	(79,641)
Total Regular	12,604,600	12,320,974	12,447,393	(126,419)
Special				
Salaries and Wages	1,730,000	1,777,642	1,771,533	6,109
Fringe Benefits	800,000	732,182	724,810	7,372
Purchased Services	50,000	45,030	44,125	905
Supplies and Materials	6,400	15,320	15,877	(557)
Capital Outlay	500	894	400	494
Total Special	2,586,900	2,571,068	2,556,745	14,323
Student Intervention Services				
Salaries	0	3,000	2,884	116
Fringe Benefits	0	100	42	58
Total Student Intervention Services	0	3,100	2,926	174
Other				
Purchased Services	91,700	219,800	219,564	236
Total Instruction	15,283,200	15,114,942	15,226,628	(111,686)
<u>Support Services:</u>				
Pupil				
Salaries and Wages	1,020,000	1,122,032	1,117,896	4,136
Fringe Benefits	285,000	285,940	281,418	4,522
Purchased Services	4,300	3,749	3,455	294
Supplies and Materials	4,900	12,525	9,292	3,233
Other	250,000	317,060	317,006	54
Capital Outlay	700	0	0	0
Total Pupil	1,564,900	1,741,306	1,729,067	12,239

(Continued)

OAKWOOD CITY SCHOOL DISTRICT
Statement of Revenues, Expenditures and Changes
in Fund Balance - Budget and Actual (Budget Basis)
General Fund
For the Fiscal Year Ended June 30, 2014

	Budgeted Amounts		Actual	Variance with Final Budget
	Original	Final		Positive (Negative)
Instructional Staff				
Salaries and Wages	202,300	180,165	177,716	2,449
Fringe Benefits	56,700	79,912	78,029	1,883
Purchased Services	4,900	2,290	1,692	598
Supplies and Materials	8,700	23,638	17,629	6,009
Total Instructional Staff	272,600	286,005	275,066	10,939
Board of Education				
Salaries and Wages	4,900	4,995	4,800	195
Fringe Benefits	600	491	368	123
Purchased Services	37,000	15,900	15,626	274
Supplies and Materials	2,200	4,128	3,352	776
Total Board of Education	44,700	25,514	24,146	1,368
Administration				
Salaries and Wages	1,350,000	1,478,750	1,376,143	102,607
Fringe Benefits	440,000	436,227	432,988	3,239
Purchased Services	103,000	205,630	201,934	3,696
Supplies and Materials	58,000	62,013	63,868	(1,855)
Capital Outlay	33,800	18,104	34,650	(16,546)
Total Administration	1,984,800	2,200,724	2,109,583	91,141
Fiscal				
Salaries and Wages	357,000	356,700	356,280	420
Fringe Benefits	135,000	121,283	120,947	336
Purchased Services	20,100	16,837	15,340	1,497
Supplies and Materials	9,000	17,086	16,668	418
Other	242,000	247,097	246,637	460
Capital Outlay	200	9,000	8,847	153
Total Fiscal	763,300	768,003	764,719	3,284
Business				
Other	12,000	6,785	6,769	16
Operation and Maintenance of Plant				
Salaries and Wages	860,000	858,327	855,859	2,468
Fringe Benefits	427,000	420,593	419,058	1,535
Purchased Services	850,000	1,003,077	985,314	17,763
Supplies and Materials	142,800	239,577	229,393	10,184
Other	8,000	9,012	7,366	1,646
Capital Outlay	12,000	17,053	17,189	(136)
Total Operation and Maintenance of Plant	2,299,800	2,547,639	2,514,179	33,460
Pupil Transportation				
Salaries and Wages	116,000	116,200	116,021	179
Fringe Benefits	74,000	81,165	80,700	465
Purchased Services	54,000	91,327	81,631	9,696
Supplies and Materials	24,000	37,042	36,789	253
Total Pupil Transportation	268,000	325,734	315,141	10,593

(Continued)

OAKWOOD CITY SCHOOL DISTRICT
Statement of Revenues, Expenditures and Changes
in Fund Balance - Budget and Actual (Budget Basis)
General Fund
For the Fiscal Year Ended June 30, 2014

	Budgeted Amounts		Actual	Variance with Final Budget Positive (Negative)
	Original	Final		
Central				
Salaries and Wages	187,000	197,629	196,860	769
Fringe Benefits	163,000	228,377	213,436	14,941
Purchased Services	255,000	185,335	223,909	(38,574)
Supplies and Materials	21,000	22,286	16,945	5,341
Other	8,000	8,931	8,886	45
Total Central	634,000	642,558	660,036	(17,478)
Total Support Services	7,844,100	8,544,268	8,398,706	145,562
<i>Non-Instructional Services:</i>				
Community Services				
Fringe Benefits	800	1,100	941	159
Purchased Services	34,000	30,081	29,399	682
Total Non-Instructional Services	34,800	31,181	30,340	841
<i>Extracurricular Activities:</i>				
Academic Oriented Activities				
Salaries and Wages	125,000	130,644	129,530	1,114
Fringe Benefits	2,000	2,380	1,811	569
Total Academic Oriented Activities	127,000	133,024	131,341	1,683
Occupation Oriented Activities				
Salaries and Wages	900	1,300	1,201	99
Fringe Benefits	100	27	17	10
Total Occupation Oriented Activities	1,000	1,327	1,218	109
Sports Oriented Activities				
Salaries and Wages	480,000	425,249	423,996	1,253
Fringe Benefits	132,000	134,731	132,771	1,960
Total Sports Oriented Activities	612,000	559,980	556,767	3,213
School and Public Service Activities				
Salaries and Wages	7,500	7,862	7,717	145
Fringe Benefits	300	201	107	94
Purchased Services	11,000	14,347	13,980	367
Supplies and Materials	1,500	2,001	1,244	757
Total School and Public Service Activities	20,300	24,411	23,048	1,363
Total Extracurricular Activities	760,300	718,742	712,374	6,368

(Continued)

OAKWOOD CITY SCHOOL DISTRICT
*Statement of Revenues, Expenditures and Changes
in Fund Balance - Budget and Actual (Budget Basis)
General Fund
For the Fiscal Year Ended June 30, 2014*

	Budgeted Amounts		Actual	Variance with Final Budget Positive (Negative)
	Original	Final		
<i>Total Expenditures</i>	23,922,400	24,409,133	24,368,048	41,085
Excess of Revenues Over (Under) Expenditures	(1,926,065)	(1,435,203)	(1,335,134)	100,069
<u>Other Financing Sources (Uses):</u>				
Notes Issued	0	1,300,000	1,300,000	0
Transfers Out	(9,400)	(8,600)	(8,473)	127
<i>Total Other Financing Sources (Uses)</i>	(9,400)	1,291,400	1,291,527	127
Excess of Revenues and Other Financing Sources Over (Under) Expenditures and Other Financing Uses	(1,935,465)	(143,803)	(43,607)	100,196
Fund Balance at Beginning of Year	973,148	973,148	973,148	0
Prior Year Encumbrances Appropriated	916,461	916,461	916,461	0
Fund Balance at End of Year	(\$45,856)	\$1,745,806	\$1,846,002	\$100,196

See accompanying notes to the basic financial statements.

OAKWOOD CITY SCHOOL DISTRICT
Statement of Fiduciary Assets and Liabilities
Fiduciary Fund
June 30, 2014

	<u>Agency</u>
<u>Assets:</u>	
Equity in Pooled Cash and Cash Equivalents	<u><u>\$0</u></u>
<u>Liabilities:</u>	
Due To Students	<u><u>\$0</u></u>

See accompanying notes to the basic financial statements.

OAKWOOD CITY SCHOOL DISTRICT

*Notes to the Basic Financial Statements
For the Fiscal Year Ended June 30, 2014*

NOTE 1 - SUMMARY OF SIGNIFICANT ACCOUNTING POLICIES - DESCRIPTION OF THE SCHOOL DISTRICT AND REPORTING ENTITY

Description of the School District

Oakwood City School District (the "School District") is organized under Article VI, Sections 2 and 3 of the Constitution of the State of Ohio. The School District is a body politic and corporate established for the purpose of exercising the rights and privileges conveyed to it by the constitution and laws of the State of Ohio.

The School District operates under a locally-elected Board form of government consisting of five members elected at-large for staggered four year terms. The District provides educational services as authorized by state statute and/or federal guidelines. It is staffed by 71 non-certificated employees, 152 certificated full-time teaching personnel and 10 administrative employees who provide services to 2,049 students and other community members. The School District currently operates 4 instructional buildings and 1 administrative building.

Reporting Entity

A reporting entity is comprised of the primary government, component units, and other organizations that are included to ensure that the financial statements are not misleading. The primary government of the School District consists of all funds, departments, boards, and agencies that are not legally separate from the School District. For Oakwood City School District, this includes general operations, food service, and student related activities of the School District.

Component units are legally separate organizations for which the School District is financially accountable. The School District is financially accountable for an organization if the School District appoints a voting majority of the organization's governing board and (1) the School District is able to significantly influence the programs or services performed or provided by the organization; or (2) the School District is legally entitled to or can otherwise access the organization's resources; the School District is legally obligated or has otherwise assumed the responsibility to finance the deficits of, or provide financial support to, the organization; or the School District is obligated for the debt of the organization. Component units may also include organizations that are fiscally dependent on the School District in that the School District approves the budget, the issuance of debt, or the levying of taxes. The School District has no component units.

The School District is associated with two jointly governed organizations, an insurance purchasing pool and two related organizations. These organizations are the Metropolitan Dayton Educational Cooperative Association (MDECA), the Southwestern Ohio Educational Purchasing Council (SOEPC), the Ohio School Boards Association Worker's Compensation Group Rating Plan (GRP), and the Wright Memorial Public Library, respectively. These organizations are presented in Notes 22, 23 and 24 to the basic financial statements.

NOTE 2 - SUMMARY OF SIGNIFICANT ACCOUNTING POLICIES - BASIS OF PRESENTATION

The financial statements of the Oakwood City School District have been prepared in conformity with generally accepted accounting principles (GAAP) as applied to governmental units. The Governmental Accounting Standards Board (GASB) is the accepted standard-setting body for establishing governmental accounting and financial reporting principles. The more significant of the School District's accounting policies are described below.

OAKWOOD CITY SCHOOL DISTRICT

*Notes to the Basic Financial Statements
For the Fiscal Year Ended June 30, 2014*

NOTE 2 - SUMMARY OF SIGNIFICANT ACCOUNTING POLICIES – BASIS OF PRESENTATION -
(Continued)

A. Basis of Presentation

The School District's basic financial statement consists of government-wide financial Statements, including a statement of net position and a statement of activities, and fund financial statements which provide a more detailed level of financial information.

Government-Wide Financial Statements

The statement of net position and the statement of activities display information about the School District as a whole. These statements include the financial activities of the primary government, except for fiduciary funds. The statements distinguish between those activities of the School District that are governmental and those that are considered business-type activities. The School District has no business-type activities.

The statement of net position presents the financial condition of the governmental activities of the School District at year-end. The statement of activities presents a comparison between direct expenses and program revenues for each program or function of the School District's governmental activities. Direct expenses are those that are specifically associated with a service, program or department and therefore clearly identifiable to a particular function. The policy of the School District is to not allocate indirect expenses to functions in the Statement of Activities. Program revenues include charges paid by the recipient of the goods or services offered by the program, grants and contributions that are restricted to meeting the operational or capital requirements of a particular program. Revenues which are not classified as program revenues are presented as general revenues of the School District, with certain limited exceptions. The comparison of direct expenses with program revenues identifies the extent to which each business segment or governmental function is self-financing or draws from the general revenues of the School District.

Fund Financial Statements

During the year, the School District segregates transactions related to certain District functions or activities in separate funds in order to aid financial management and to demonstrate legal compliance. Fund financial statements are designed to present financial information of the School District at this more detailed level. The focus of governmental fund financial statements is on major funds rather than reporting by type. Each major fund is presented in a separate column. Nonmajor funds are aggregated and presented in a single column. Fiduciary funds are reported by type.

B. Fund Accounting

The School District uses funds to maintain its financial records during the fiscal year. A fund is defined as a fiscal and accounting entity with self-balancing set of accounts. The funds of the School District fall within two categories: governmental and fiduciary.

Governmental Funds

Governmental funds are those through which most governmental functions of the School District are financed. Governmental funds focus on the sources, uses, and balances of current financial resources. Expendable assets are assigned to the various governmental funds according to the purposes for which they may or must be used. Current liabilities are assigned to the fund from which they will be paid. The difference between governmental fund assets and liabilities plus deferred inflows of resources is reported as fund balance.

OAKWOOD CITY SCHOOL DISTRICT

*Notes to the Basic Financial Statements
For the Fiscal Year Ended June 30, 2014*

NOTE 2 - SUMMARY OF SIGNIFICANT ACCOUNTING POLICIES – BASIS OF PRESENTATION -
(Continued)

The following are the School District's major governmental funds:

General Fund- This fund is the operating fund of the School District and is used to account for all financial resources, except those accounted for in another fund. The General Fund is available to the School District for any purpose provided it is expended or transferred according to the general laws of Ohio.

Bond Retirement Fund- This fund is used to account for financial resources accumulated for the payment of general long-term debt principal, interest and related costs.

The other governmental funds of the School District account for grants and other resources of the School District whose use is restricted to a particular purpose.

Fiduciary Funds

Fiduciary fund reporting focuses on net position and changes in net position. The fiduciary fund category is split into four classifications: pension trust funds, investment trust funds, private purpose trust funds, and agency funds. Trust funds are used to account for assets held by the School District under a trust agreement for individuals, private organizations, or other governments and are therefore not available to support the School District's own programs. Agency funds are custodial in nature (assets equal liabilities) and do not involve measurement of results of operations. The School District's only fiduciary fund is an agency fund which is used to account for student managed activities.

C. Measurement Focus

Government-Wide Financial Statements

The government-wide financial statements are prepared using the economic resources measurement focus. All assets, liabilities and deferred outflows/inflows of resources associated with the operation of the School District are included on the statement of net position.

Fund Financial Statements

All governmental funds are accounted for using a flow of current financial resources measurement focus. With this measurement focus, only current assets, current liabilities and deferred outflows/inflows of resources generally are included on the balance sheet. The statement of revenues, expenditures and changes in fund balances reports on the sources (i.e., revenues and other financing sources) and uses (i.e., expenditures and other financing uses) of current financial resources. This approach differs from the manner in which the governmental activities of the government-wide financial statements are prepared. Governmental fund financial statements therefore include a reconciliation with brief explanations to better identify the relationship between the government-wide statements and the statements for governmental funds.

D. Basis of Accounting

Basis of accounting determines when transactions are recorded in the financial records and reported on the financial statements. Government-wide financial statements and the financial statements of the fiduciary fund are prepared using the accrual basis of accounting. Governmental funds use the modified accrual basis of accounting. Differences in the accrual and the modified accrual basis of accounting arise in the recognition of revenue, the recording of deferred inflows and outflows of resources, and in the presentation of expenses versus expenditures.

OAKWOOD CITY SCHOOL DISTRICT

*Notes to the Basic Financial Statements
For the Fiscal Year Ended June 30, 2014*

NOTE 2 - SUMMARY OF SIGNIFICANT ACCOUNTING POLICIES – BASIS OF PRESENTATION -
(Continued)

Revenues - Exchange and Nonexchange Transactions

Revenue resulting from exchange transactions, in which each party gives and receives essentially equal value, is recorded on the accrual basis when the exchange takes place. On a modified accrual basis, revenue is recorded in the fiscal year in which the resources are measurable and become available. “Measurable” means the amount of the transaction can be determined, and “available” means that the resources are collectible within the current fiscal year, or are expected to be collected soon enough thereafter to be used to pay liabilities of the current fiscal year. For the School District, available means expected to be received within sixty days of fiscal year-end.

Nonexchange transactions, in which the School District receives value without directly giving equal value in return, include property taxes, grants, entitlements and donations. On the accrual basis, revenue from property taxes is recognized in the fiscal year for which the taxes are levied (See Note 7). Revenue from grants, entitlements and donations is recognized in the fiscal year in which all eligibility requirements have been satisfied. Eligibility requirements include timing requirements, which specify the year when the resources are required to be used or the year when use is first permitted; matching requirements, in which the School District must provide local resources to be used for a specified purpose; and expenditure requirements, in which the resources are provided to the School District on a reimbursement basis. On a modified accrual basis, revenue from nonexchange transactions must also be available before it can be recognized.

Under the modified accrual basis, the following revenue sources are considered to be both measurable and available at the fiscal year-end: property taxes available for advance, tuition and fees and grants.

Deferred Outflows/Inflows of Resources

In addition to assets, the statements of net position will sometimes report a separate section for deferred outflows of resources. Deferred outflows of resources, represents a consumption of net position that applies to a future period and will not be recognized as an outflow of resources (expense/expenditure) until then. For the School District, deferred outflows of resources include a deferred charge on refunding reported in the government-wide statement of net position. A deferred charge on refunding results from the difference in the carrying value of refunded debt and its reacquisition price. This amount is deferred and amortized over the shorter of the life of the refunded or refunding debt.

In addition to the liabilities, the statements of net position report a separate section for deferred inflows of resources. Deferred inflows of resources represent an acquisition of net position that applies to a future period and will not be recognized as an inflow of resources (revenue) until that time. For the School District, deferred inflows of resources include property taxes and unavailable revenue. Property taxes represent amounts for which there is an enforceable legal claim as of June 30, 2014, but which were levied to finance fiscal year 2015 operations. These amounts have been recorded as a deferred inflow on both the government-wide statement of net position and the governmental fund financial statements. Unavailable revenue is reported only on the governmental funds balance sheet, and represents receivables which will not be collected within the available period. For the School District unavailable revenue includes delinquent property taxes. These amounts are deferred and recognized as an inflow of resources in the period the amounts become available.

OAKWOOD CITY SCHOOL DISTRICT

*Notes to the Basic Financial Statements
For the Fiscal Year Ended June 30, 2014*

NOTE 2 - SUMMARY OF SIGNIFICANT ACCOUNTING POLICIES – BASIS OF PRESENTATION -
(Continued)

Expenses/Expenditures

On the accrual basis of accounting, expenses are recognized at the time they are incurred.

The measurement focus of governmental fund accounting is on decreases in net financial resources (expenditures) rather than expenses. Expenditures are generally recognized in the accounting period in which the related fund liability is incurred, if measurable. Allocations of cost, such as depreciation and amortization, are not recognized in the governmental funds.

E. Cash and Cash Equivalents

To improve cash management, cash received by the School District is pooled. Monies for all funds are maintained in this pool. Individual fund integrity is maintained through the School District records. Each fund's interest in the pool is presented as "Equity in Pooled Cash and Cash Equivalents" on the financial statements.

During the fiscal year 2014, the School District's investments were limited to the State Treasury Asset Reserve of Ohio (STAR Ohio). STAR Ohio is an investment pool managed by the State Treasurer's Office which allows governments within the State to pool their funds for investment purposes. STAR Ohio is not registered with the SEC as an investment company, but does operate in a manner consistent with Rule 2a7 of the Investment Company Act of 1940. Investments in STAR Ohio are valued at STAR Ohio's share price which is the price the investments could be sold for on June 30, 2014.

Following Ohio statutes, the Board of Education has, by resolution, specified the funds to receive an allocation of interest earnings. Interest revenue credited to the General Fund during fiscal year 2014 amounted to \$864. The Non-Major Permanent Fund received interest during the year of \$17.

Investments of the cash management pool and investments with original maturities of three months or less at the time they are purchased by the School District are presented on the financial statements as cash equivalents.

F. Inventory

On government-wide financial statements, inventories are presented at the lower of cost or market on a first-in, first-out basis and are expensed when used.

On fund financial statements, inventories of governmental funds are stated at cost. Cost is determined on a first-in, first-out basis. Inventory in governmental funds consists of expendable supplies held for consumption. The cost of inventory items is recorded as an expenditure in the governmental fund types when consumed or used.

G. Prepaid Items

Payments made to vendors for services that will benefit periods beyond June 30, 2014, are recorded as prepaid items using the consumption method. A current asset for the prepaid amount is recorded at the time of the purchase and an expenditure/expense is reported in the year in which services are consumed. As of June 30, 2014, the School District reported no prepaid items.

OAKWOOD CITY SCHOOL DISTRICT

Notes to the Basic Financial Statements

For the Fiscal Year Ended June 30, 2014

NOTE 2 - SUMMARY OF SIGNIFICANT ACCOUNTING POLICIES – BASIS OF PRESENTATION -
(Continued)

H. Restricted Assets

Assets are reported as restricted when limitations on their use change the normal understanding of the availability of the asset. Such constraints are either imposed by creditors, contributors, grantors or laws of other governments or imposed by enabling legislation. As of June 30, 2014, the School District reported no restricted assets.

I. Capital Assets

General capital assets are associated with and generally arise from governmental activities. These assets generally result from expenditures in the governmental funds. These assets are reported in the governmental activities column of the government-wide statement of net position but are not reported in the fund financial statements.

All capital assets are capitalized at cost (or estimated historical cost) and updated for additions and retirements during the year. Donated capital assets are recorded at their fair market values as of the date received. The School District maintains a capitalization threshold of five hundred dollars. The School District does not possess any infrastructure. Improvements are capitalized; the normal maintenance and repairs that do not add to the value of the asset or materially extend an asset's life are not capitalized.

All reported capital assets, except land are depreciated. Improvements are depreciated over the remaining useful lives of the related capital assets. Depreciation is computed using the straight-line method over the following useful lives:

<u>Description</u>	<u>Estimated Lives</u>
Buildings and Improvements	20 - 50 years
Furniture, Fixtures and Equipment	5 - 30 years
Vehicles	7 - 10 years

J. Interfund Balances

On fund financial statements, receivables and payables resulting from short-term interfund loans are classified as "Interfund Receivable" and "Interfund Payable". These amounts are eliminated in the governmental activities column of the statement of net position.

K. Compensated Absences

Vacation benefits are accrued as a liability as the benefits are earned if the employee's rights to receive compensation are attributed to services already rendered and it is probable that the School District will compensate the employees for the benefits through paid time off or some other means. The School District records a liability for accumulated unused vacation time when earned for all employees with more than one year of service.

OAKWOOD CITY SCHOOL DISTRICT

Notes to the Basic Financial Statements

For the Fiscal Year Ended June 30, 2014

NOTE 2 - SUMMARY OF SIGNIFICANT ACCOUNTING POLICIES – BASIS OF PRESENTATION -
(Continued)

Sick leave benefits are accrued as a liability using the vesting method. The liability includes the employees who are currently eligible to receive termination benefits and those the School District has identified as probable of receiving payments in the future. The amount is based on accumulated sick leave and employees' wage rates at fiscal year end, taking into consideration any limits specified in the School District's termination policy. The School District records a liability for accumulated unused sick leave for all employees after 7 years of service with the School District, who are at least 45 years old or are eligible to retire based on years of service and age.

The entire compensated absence liability is reported on the government-wide financial statements.

On the governmental fund financial statements, compensated absences are recognized as liabilities and expenditures as payments come due each period upon the occurrence of employee resignations and retirements. These amounts are recorded in the account "Matured Compensated Absences Payable" in the fund from which the employees will be paid.

L. Accrued Liabilities and Long-Term Liabilities

All payables, accrued liabilities and long-term liabilities are reported in the government-wide financial statements.

In general, governmental fund payables and accrued liabilities that, once incurred, are paid in a timely manner and in full from current financial resources are reported as obligations of the funds. However, claims and judgments, and special termination of benefits that will be paid from governmental funds are reported as a liability in the fund financial statements only to the extent that they are due for payment in the current year. Bonds are recognized as a liability on the fund financial statements when due.

M. Net Position

Net position represents the difference between assets and deferred outflows of resources and liabilities and deferred inflows of resources. Net position net investment in capital assets consists of capital assets, net of accumulated depreciation, reduced by the outstanding balances of any borrowings used for the acquisition, construction or improvement of those assets. Net position is reported as restricted when there are limitations imposed on its use either through the enabling legislation adopted by the School District or through external restrictions imposed by creditors, grantors or laws, or regulations of other governments.

Net position restricted for other purposes is primarily for federal and state grants reported in the Special Revenue Funds.

The School District applies restricted resources when an expense is incurred for purposes for which both restricted and unrestricted net positions are available.

OAKWOOD CITY SCHOOL DISTRICT

*Notes to the Basic Financial Statements
For the Fiscal Year Ended June 30, 2014*

NOTE 2 - SUMMARY OF SIGNIFICANT ACCOUNTING POLICIES – BASIS OF PRESENTATION -
(Continued)

N. Fund Balance

In the fund financial statements, governmental funds report aggregate amounts for five classifications of fund balances based on the constraints imposed on the use of these resources. Fund balances of the governmental funds are classified as follows:

Nonspendable – amounts that cannot be spent because they are either not in a spendable form or because they are legally or contractually required to be maintained intact.

Restricted – amounts that can be spent only for specific purposes because either (a) constraints imposed by law through constitutional provisions, charter requirements or enabling legislation; or (b) constraints that are externally imposed by creditors, grantors, contributors, or laws or regulations of other governments.

Committed – amounts that can only be used for specific purposes pursuant to constraints imposed by formal ordinances of the Board of Education – the School District’s highest level of decision making authority. Those committed amounts cannot be used for any other purpose unless the Board of Education removes the specified use by taking the same type of action as when imposing the commitment. This classification also includes contractual obligations to the extent that existing resources in the fund have been specifically committed for use in satisfying those contractual requirements.

Assigned – amounts constrained by the School District’s “intent” to be used for specific purposes, but are neither restricted nor committed. The Board of Education, Superintendent and Treasurer have the authority to assign amounts to be used for specific purposes, per Board policy establishing job descriptions, functions and authorities. Assigned fund balances include all remaining amounts (except negative balances) that are reported in governmental funds, other than the General Fund, that are not classified as nonspendable and are neither restricted nor committed.

Unassigned – this is the residual classification for the General Fund. It is also used to report negative fund balances in other governmental funds.

When expenditures are incurred for purposes for which both restricted and unrestricted fund balances are available, the School District considers restricted funds to have been spent first. When expenditures are incurred for which committed, assigned or unassigned fund balances are available, the School District considers amounts to have been spent first out of committed funds, then assigned funds, and finally unassigned funds, as needed, unless the Board of Education has provided otherwise in its commitment or assignment actions.

O. Interfund Transactions

Exchange transactions between funds are reported as revenues in the seller funds and as expenditures in the purchaser funds. Flows of cash or goods from one fund to another fund without a requirement for repayment are reported as interfund transfers. Interfund transfers are reported as other financing sources/uses in governmental funds. Repayments from funds responsible for particular expenditures to the funds that initially paid for them are not presented on the financial statements. Interfund activity has been eliminated in the governmental activities column of the statement of activities. Interfund services provided and used are not eliminated in the process of consolidation.

OAKWOOD CITY SCHOOL DISTRICT

Notes to the Basic Financial Statements

For the Fiscal Year Ended June 30, 2014

NOTE 2 - SUMMARY OF SIGNIFICANT ACCOUNTING POLICIES – BASIS OF PRESENTATION -
(Continued)

P. Estimates

The preparation of financial statements in conformity with generally accepted accounting principles requires management to make estimates and assumptions that affect the amounts reported on the financial statements and accompanying notes. Actual results may differ from those estimates.

Q. Budgetary Process

All funds, other than the agency fund, are legally required to be budgeted and appropriated. The Library Automation, Local Professional Development, Education Management Information Systems, Entry Year Program, Ohio School Net Professional Development, Ohio Reads, Summer School Subsidy, Emergency Repairs Grant, Miscellaneous State Grants, Impact Aid, Title III, Drug Free Schools Program, Miscellaneous Federal Grants Special Revenue Funds and the Harman Playground Project Capital Projects Fund had no anticipated revenues/expenditures and were not budgeted. However, budgetary schedules have been presented for these funds to disclose their remaining fund balances. The major documents prepared are the tax budget, the appropriation resolution and the certificate of estimated resources, which are prepared on the budgetary basis of accounting.

The tax budget demonstrates a need for existing or increased tax rates. The certificate of estimated resources establishes a limit on the amounts that the Board of Education may appropriate. The appropriation resolution is the Board's authorization to spend resources and sets annual limits on expenditures plus encumbrances at a level of control selected by the Board. The legal level of budgetary control for general fund, debt service fund, and permanent improvement capital projects funds, food service and uniform school supplies special revenues funds is at the object level within each fund and function. All other funds are budgeted at the fund level. Any budgetary modifications at this level may only be made by resolution of the Board of Education.

The certificate of estimated resources may be amended during the year if projected increases or decreases in revenue are identified by the School District Treasurer. The amounts reported as the original budgeted amounts in the budgetary statements reflect the amounts in the certificate when the appropriations were adopted. The amounts reported as the final budgeted amounts in the budgetary statements reflect the amounts in the final amended certificate issued during fiscal year 2014.

The appropriation resolution is subject to amendment by the Board throughout the year with the restriction that appropriations may not exceed estimated revenues. The amounts reported as the original budgeted amounts reflect the first appropriation for that fund that covered the entire fiscal year, including amounts automatically carried over from prior years. The amounts reported as the final budgeted amounts represent the final appropriation amounts passed by the Board during the year.

OAKWOOD CITY SCHOOL DISTRICT

*Notes to the Basic Financial Statements
For the Fiscal Year Ended June 30, 2014*

NOTE 3 - NEW GASB PRONOUNCEMENTS

For fiscal year 2014, the District implemented GASB Statement No. 66, “Technical Corrections – 2012; an amendment of GASB Statement No. 10 and No. 62” and GASB Statement No. 70, “Accounting and Financial Reporting for Nonexchange Financial Guarantees.” The implementation of GASB Statements No. 66 and 70 had no effect on the prior period fund balances of the District.

NOTE 4 - ACCOUNTABILITY AND COMPLIANCE

Accountability

At June 30, 2014, the following funds had deficit fund balances:

<u>Fund</u>	<u>Amount</u>
General	\$446,005
<i>Nonmajor Special Revenue Funds:</i>	
Food Service	526,824
SchoolNet OneNet	18,955
Perkins Grant	197
Title VI-R	638

The deficits in these funds resulted from the application of generally accepted accounting principles. The General Fund is liable for any deficit in these funds and provides transfers when cash is needed, rather than when accruals occur. The School District is analyzing the situation in the Food Service Special Revenue Fund and is still considering the possibility of increasing lunch rates to reduce the current fund balance deficit.

Compliance

Ohio Rev. Code Section 5705.10(H) states that monies paid into any fund shall be used only for the purpose such fund is established. The existence of a deficit balance in any fund indicates that money from another fund or funds have been used to pay the obligations of the fund or funds carrying the deficit balance.

At June 30, 2014, the following cash basis deficit fund balances existed:

<i>Nonmajor Special Revenue Funds:</i>	
Food Service	\$503,136
SchoolNet OneNet	18,955
Title VI-R	638

Ohio Rev. Code Section 5705.36(A)(4) states that upon determination by the fiscal officer that the revenue to be collected will be less than the amount included in an official certificate and that the amount of the deficiency will reduce available resources below the level of current appropriations, the fiscal officer shall certify the amount of the deficiency to the commission and a reduced amended certificate will be obtained.

OAKWOOD CITY SCHOOL DISTRICT

*Notes to the Basic Financial Statements
For the Fiscal Year Ended June 30, 2014*

NOTE 4 - ACCOUNTABILITY AND COMPLIANCE - (Continued)

The following funds had available resources (Actual revenue plus July 1, 2013 Unencumbered Fund Balance) below the current level of appropriations at June 30, 2014:

<u>Fund</u>	<u>Final Appropriations</u>	<u>Actual Resources</u>	<u>Variance</u>
Food Service	\$498,095	(\$116,606)	(\$614,701)
District Managed Activities	291,151	258,126	(33,025)
Hillel Auxiliary Services	42,538	27,093	(15,445)
School Net One Net	16,000	(3,417)	(19,417)
Preschool Grant	4,700	4,686	(14)
Title VI-R	30,000	29,079	(921)

Ohio Rev. Code Section 5705.39 states that the total appropriation from each fund should not exceed the total estimated resources for the respective fund. Further, no appropriation measure is to become effective until the county auditor files a certificate that the total appropriations from each fund do not exceed the total official estimate or amended official estimate of resources.

The following funds had appropriations in excess of estimated resources plus available balances for the fiscal year ended June 30, 2014:

<u>Fund</u>	<u>Estimated Resources</u>	<u>Appropriations</u>	<u>Excess</u>
Food Service	(\$119,048)	\$449,564	(\$568,612)
District Managed Activities	254,130	278,501	(24,371)
Hillel Auxiliary Services	633	15,731	(15,098)
School Net One Net	(3,417)	16,000	(19,417)
Preschool Grant	4,600	4,700	(100)
Title VI-R	29,002	30,000	(998)
Race to the Top	364,137	366,000	(1,863)
Uniform School Supplies	171,163	180,369	(9,206)
Title VI-B	375,209	375,681	(472)

The School District did not obtain an amended certificate of estimated resources in accordance with Ohio Rev. Code Section 5705.36 (A) (2), (3) and (4).

OAKWOOD CITY SCHOOL DISTRICT

Notes to the Basic Financial Statements

For the Fiscal Year Ended June 30, 2014

NOTE 5 - BUDGETARY BASIS OF ACCOUNTING

While the School District is reporting financial position, results of operations and changes in fund balance on the basis of generally accepted accounting principles (GAAP), the budgetary basis as provided by law and described earlier is based upon accounting for certain transactions on a basis of cash receipts, disbursements and encumbrances. The Statement of Revenues, Expenditures and Changes in Fund Balance - Budget and Actual (Budget Basis) is presented for the General Fund on the budgetary basis to provide a meaningful comparison of actual results with the budget. The major differences between the budget basis and modified accrual GAAP basis are that:

1. Revenues are recorded when received in cash (budget basis) as opposed to when susceptible to accrual (GAAP basis).
2. Expenditures are recorded when paid in cash (budget basis) as opposed to when the liability is incurred (GAAP basis).
3. Encumbrances are treated as expenditures (budget basis) rather than as a restricted, committed or assigned fund balance (GAAP basis).
4. Certain funds are maintained as separate funds for accounting and budgetary purposes (budget basis) but do not meet the criteria for separate reporting in the financial statements (GAAP basis) and are reported in the General Fund in accordance with GASB Statement No. 54.

The following tables summarize the adjustments necessary to reconcile the GAAP and budgetary basis statements for the General Fund.

<u>Net Change in Fund Balance</u>	
GAAP Basis	\$286,416
<i>Adjustments:</i>	
Revenue Accruals	340,692
Expenditure Accruals	76,575
Encumbrances	(764,825)
Other Sources	(6,110)
<i>Prospective Difference:</i>	
Activity of Funds Reclassified For	
GAAP Reporting Purposes	<u>23,645</u>
Budget Basis	<u><u>(\$43,607)</u></u>

OAKWOOD CITY SCHOOL DISTRICT

*Notes to the Basic Financial Statements
For the Fiscal Year Ended June 30, 2014*

NOTE 6 - DEPOSITS AND INVESTMENTS

State statutes classify monies held by the School District into three categories.

Active deposits are public deposits necessary to meet current demands on the treasury. Such monies must be maintained either as cash in the School District Treasury, in commercial accounts payable or withdrawable on demand, including negotiable order of withdrawal (NOW) accounts, or in money market deposit accounts.

Inactive deposits are public deposits that the Board has identified as not required for use within the current five year period of designation of depositories. Inactive deposits must be either evidenced by certificates of deposit maturing not later than the end of the current period of designation of depositories, or by savings or deposit accounts including, but not limited to, passbook accounts.

Interim deposits are deposits of interim monies. Interim monies are those monies which are not needed for immediate use but which will be needed before the end of the current period of designation of depositories. Interim deposits must be evidenced by time certificates of deposit maturing not more than one year from the date of deposit or by savings accounts including passbook accounts.

Public depositories must give security for all public funds on deposit. Protection of the School District's deposits is provided by the Federal Deposit Insurance Corporation (FDIC), by eligible securities pledged by the financial institution as security for repayment, by surety company bonds deposited with the Treasurer by the financial institution, or by a single collateral pool established by the financial institution to secure the repayment of all public monies deposited with the institution.

Interim monies may be deposited or invested in the following securities:

1. United States Treasury Notes, Bills, Bonds, or any other obligation or security issued by the United States Treasury or any other obligation guaranteed as to principal and interest by the United States;
2. Bonds, notes, debentures, or any other obligations or securities issued by any federal government agency or instrumentality, including but not limited to, the Federal National Mortgage Association, Federal Home Loan Bank, Federal Farm Credit Bank, Federal Home Loan Mortgage Corporation, Government National Mortgage Association, and Student Loan Marketing Association. All federal agency securities shall be direct issuances of federal government agencies or instrumentalities;
3. Written repurchase agreements in the securities listed above, provided that the fair value of the securities subject to the repurchase agreement must exceed the principal value of the agreement by at least two percent and be marked to fair value daily, and that the term of the agreement must not exceed thirty days;
4. Bonds and other obligations of the State of Ohio;
5. No-load money market mutual funds consisting exclusively of obligations described in division (1) or (2) of this section, and repurchase agreements secured by such obligations, provided that investments in securities described in this division are made only through eligible institutions;
6. The State Treasurer's investment pool (STAR Ohio);
7. Certain bankers acceptances and commercial paper notes for a period not to exceed one hundred eighty days from the date of purchase in an amount not to exceed twenty-five percent of interim monies available for investment at any time;

OAKWOOD CITY SCHOOL DISTRICT

Notes to the Basic Financial Statements

For the Fiscal Year Ended June 30, 2014

NOTE 6 - DEPOSITS AND INVESTMENTS - (Continued)

- 8. Under limited circumstances, corporate debt interests rated in either of the two highest rating classifications by at least two nationally recognized rating agencies; and
- 9. Time certificates of deposit or savings or deposit accounts, including, but not limited to passbook accounts.

Investments in stripped principal or interest obligations, reverse repurchase agreements and derivatives are prohibited. The issuance of taxable notes for the purpose of arbitrage, the use of leverage and short selling are also prohibited. An investment must mature within five years from the date of purchase unless matched to a specific obligation or debt of the School District, and must be purchased with the expectation that it will be held to maturity. Investments may only be made through specified dealers and institutions. Payment for investments may be made only upon delivery of the securities representing the investments to the treasurer or qualified trustee or, if the securities are not represented by a certificate, upon receipt of confirmation of transfer from the custodian.

At fiscal year end, the School District had \$6,653 in undeposited cash on hand which is included on the balance sheet of School District as part of "Equity in Pooled Cash and Cash Equivalents."

Deposits: Custodial credit risk is the risk that, in the event of a bank failure, the School District's deposits may not be returned. All deposits are collateralized with eligible securities in amounts equal to at least 105% of the carrying value of the deposits. Such collateral, as permitted by the Ohio Revised Code, is held in single financial institution collateral pools at Federal Reserve Banks, or at member banks of the federal reserve system, in the name of the respective depository bank and pledged as a pool of collateral against all of the public deposits it holds or as specific collateral held at the Federal Reserve Bank in the name of the School District.

At June 30, 2014, the School District bank balance of \$1,927,234 was covered by Federal Deposit Insurance (FDIC) or collateralized by the financial institution's public entity deposit pool in the manner described above.

Investments: As of June 30, 2014, the School District had the following investments and maturity:

<u>Investment Type</u>	<u>Fair Value</u>	<u>6 Months or Less</u>
STAR Ohio	<u>\$2,259,717</u>	<u>\$2,259,717</u>

Interest Rate Risk: As a means of limiting its exposure to fair value losses arising from rising interest rates and according to state law, the School District's investment policy limits investment portfolio maturities to five years or less.

Credit Risk: The School District has no investment policy that limits its credit risk other than the limitations of state laws mentioned previously. Standard and Poor's has assigned STAR Ohio Fund an "AAAm" money market rating.

Concentration of Credit Risk: Concentration of credit risk is the risk of loss attributed to the magnitude of a government's investment in a single issuer. The School District's investment policy allows investments in eligible securities as described in the Ohio Revised Code.

OAKWOOD CITY SCHOOL DISTRICT

*Notes to the Basic Financial Statements
For the Fiscal Year Ended June 30, 2014*

NOTE 6 - DEPOSITS AND INVESTMENTS - (Continued)

Custodial Credit Risk: For investments, custodial credit risk is the risk that, in the event of the failure of the counter party, the School District will not be able to recover the value of its investments or collateral securities in the possession of an outside party. School District policy provides that investment collateral is held by the counter party as trust department or agent, and may be held in the name of the School District or not.

NOTE 7 - PROPERTY TAXES

Property taxes are levied and assessed on a calendar year basis while the School District fiscal year runs from July through June. First half of tax collections are received by the School District in the second half of the fiscal year. Second half tax distributions occur in the first half of the following fiscal year.

Property taxes include amounts levied against all real and public utility property located in the School District. Real property tax revenue received in calendar 2014 represents collections of calendar year 2013 taxes. Real property taxes received in calendar year 2014 were levied after April 1, 2013, on the assessed value listed as of January 1, 2013, the lien date. Assessed values for real property taxes are established by State law at thirty-five percent of appraised market value. Real property taxes are payable annually or semi-annually. If paid annually, payment is due December 31; if paid semi-annually, the first payment is due December 31 with the remainder payable by June 20. Under certain circumstances, State statute permits alternate payment dates to be established.

Public utility property tax revenue received in calendar year 2014 represents collections of calendar year 2014 taxes. Public utility real and tangible personal property taxes received in calendar year 2014 became a lien December 31, 2012, were levied after April 1, 2013 and are collected with real property taxes. Public utility real property is assessed at thirty-five percent of true value; public utility tangible personal property currently is assessed at varying percentages of true value.

The School District receives property taxes from Montgomery County. The County Auditor periodically advances to the School District its portion of the taxes collected. Second-half real property tax payments collected by the County by June 30, 2014 are available to finance fiscal year 2014 operations. The amount available to be advanced can vary based on the date the tax bills are sent.

Accrued property taxes receivable represents the June 2014 personal property tax settlement, delinquent taxes outstanding and real property, tangible personal property, and public utility taxes which become measurable as of June 30, 2014. Although total property tax collections for the next fiscal year are measurable, only the amount available as an advance at June 30 is intended to finance current fiscal year operations. The receivable is therefore offset by a credit to deferred inflows of resources for that portion not intended to finance current year operations. The total amount available as an advance at June 30, 2014 was \$188,114 and is recognized as revenue. Of this total amount, \$172,366 was available to the General Fund, \$10,801 was available to the Bond Retirement Fund, and \$4,947 was available to the Permanent Improvement Fund.

OAKWOOD CITY SCHOOL DISTRICT

*Notes to the Basic Financial Statements
For the Fiscal Year Ended June 30, 2014*

NOTE 7 - PROPERTY TAXES - (Continued)

The assessed values upon which the fiscal year 2014 taxes were collected are:

	2013 Second - Half Collections		2014 First - Half Collections	
	Amount	Percent	Amount	Percent
Agricultural/Residential and Other Real Estate	\$297,361,440	99.40%	\$297,097,000	99.34%
Public Utility Personal	1,788,500	0.60%	1,972,370	0.66%
Total Assessed Value	<u>\$299,149,940</u>	<u>100.00%</u>	<u>\$299,069,370</u>	<u>100.00%</u>
Total rate per \$1,000 of assessed valuation	\$123.25		\$129.00	

NOTE 8 - RECEIVABLES

Receivables at June 30, 2014 consisted of property taxes, interfund, intergovernmental, and accounts. All receivables are considered collectible in full due to the ability to foreclose for the nonpayment of taxes, the stable condition of State programs, and the current year guarantee of federal funds.

A summary of the principal items of intergovernmental receivables follows:

<u>Governmental Activities:</u>	
Title VI-B	\$54,865
Title I	<u>16,579</u>
Total	<u>\$71,444</u>

OAKWOOD CITY SCHOOL DISTRICT

Notes to the Basic Financial Statements

For the Fiscal Year Ended June 30, 2014

NOTE 9 - CAPITAL ASSETS

Capital asset governmental activity for the fiscal year ended June 30, 2014 was as follows:

<u>Asset Category</u>	<u>Balance at July 1, 2013</u>	<u>Additions</u>	<u>Deletions</u>	<u>Balance at June 30, 2014</u>
<i>Nondepreciable Capital Assets:</i>				
Land	\$488,237	\$0	\$0	\$488,237
<i>Depreciable Capital Assets:</i>				
Buildings and Improvements	24,055,051	0	0	24,055,051
Furniture, Fixtures and Equipment	7,268,603	93,004	0	7,361,607
Vehicles	160,029	0	0	160,029
Total Depreciable Capital Assets	<u>31,483,683</u>	<u>93,004</u>	<u>0</u>	<u>31,576,687</u>
Total Capital Assets	<u>31,971,920</u>	<u>93,004</u>	<u>0</u>	<u>32,064,924</u>
<i>Accumulated Depreciation:</i>				
Buildings and Improvements	(6,049,398)	(476,249)	0	(6,525,647)
Furniture, Fixtures and Equipment	(4,492,691)	(567,393)	0	(5,060,084)
Vehicles	<u>(48,085)</u>	<u>(14,955)</u>	<u>0</u>	<u>(63,040)</u>
Total Accumulated Depreciation	<u>(10,590,174)</u>	<u>(1,058,597)</u>	<u>0</u>	<u>(11,648,771)</u>
Total Net Capital Assets	<u>\$21,381,746</u>	<u>(\$965,593)</u>	<u>\$0</u>	<u>\$20,416,153</u>

OAKWOOD CITY SCHOOL DISTRICT

*Notes to the Basic Financial Statements
For the Fiscal Year Ended June 30, 2014*

NOTE 9 - CAPITAL ASSETS - (Continued)

Depreciation expense was charged to governmental functions as follow:

<i>Instruction:</i>	
Regular	\$999,723
Special	6,508
<i>Support Services:</i>	
Pupil	40
Instructional Staff	2,945
Administration	19,353
Fiscal	101
Operation and Maintenance of Plant	5,873
Pupil Transportation	11,263
Operation of Non-Instructional Services	902
Extracurricular Activities	11,889
Total Depreciation Expense	<u><u>\$1,058,597</u></u>

NOTE 10 - RISK MANAGEMENT

Property and Liability

The School District is exposed to various risks of loss related to torts; theft of, damage to, and destruction of assets; errors and omissions; injuries to employees; and natural disasters. During fiscal year 2014, the School District contracted with Ohio Casualty Company for general liability insurance with a \$1,000,000 single occurrence limit and a \$2,000,000 aggregate. Property is protected by Ohio Casualty Company and hold a \$2,500 deductible. The total amount of property covered is \$59,838,183. The School District's vehicles are covered under a business policy with Ohio Casualty Company which carries a \$1,000,000 limit on any accident. Settled claims have not exceeded this commercial coverage in any of the past three years. There have been no significant reductions in insurance coverage from last year.

NOTE 11 - DEFINED BENEFIT PENSION PLANS

School Employees Retirement System

Plan Description - The District contributes to the School Employees Retirement System of Ohio (SERS), a cost-sharing multiple employer defined benefit pension plan. SERS provides retirement, disability, and survivor benefits, annual cost-of-living adjustments, and death benefits to plan members and beneficiaries. Authority to establish and amend benefits is provided by state statute per Chapter 3309 of the Ohio Revised Code. SERS issues a publicly available, stand-alone financial report that includes financial statements and required supplementary information. That report can be obtained on SERS' website at www.ohsers.org under Employers/Audit Resources.

OAKWOOD CITY SCHOOL DISTRICT

*Notes to the Basic Financial Statements
For the Fiscal Year Ended June 30, 2014*

NOTE 11 - DEFINED BENEFIT PENSION PLANS - (Continued)

Funding Policy - Plan members are required to contribute 10 percent of their annual covered salary and the District is required to contribute 14 percent of annual covered payroll. The contribution requirements of plan members and employers are established and may be amended, up to a statutory maximum amounts, by the SERS' Retirement Board. The Retirement Board acting with the advice of the actuary, allocates the employer contribution rate among four of the funds (Pension Trust Fund, Death Benefit Fund, Medicare B Fund, and Health Care Fund) of the System.

For the fiscal years ending June 30, 2014, the allocation to pension and death benefits is 13.1 percent. The remaining 0.90 percent of the 14 percent employer contribution rate is allocated to the Health Care and Medicare B Funds. The District's contributions to SERS for the fiscal years ended June 30, 2014, 2013, and 2012 were \$474,938, \$495,336, and \$448,581, respectively; 82.66 percent has been contributed for fiscal year 2014 and 100 percent for fiscal years 2013 and 2012. The District's employee's contributions to SERS for the fiscal years ended June 30, 2014, 2013, and 2012 were \$360,739, \$353,811, and \$345,465, respectively.

State Teachers Retirement System

The District participates in the State Teachers Retirement System of Ohio (STRS Ohio), a cost-sharing multiple employer public employee retirement system.

STRS Ohio is a statewide retirement plan for licensed teachers and other faculty members employed in the public schools of Ohio or any school, community school, college, university, institution or other agency controlled, managed and supported, in whole or in part, by the state or any political subdivision thereof.

Plan Options - New members have a choice of three retirement plans options. In addition to the Defined Benefit (DB) Plan, new members are offered a Defined Contribution (DC) Plan and a Combined Plan. The DC Plan allows members to allocate all their member contributions and employer contributions equal to 10.5 percent of earned compensation among various investment choices. The Combined Plan offers features of both the DC Plan and the DB Plan. In the Combined Plan, member contributions are allocated to investment choices by the member, and employer contributions are used to fund the defined benefit payment at a reduced level from the regular DB Plan. Contributions into the DC Plan and the Combined Plan are credited to member accounts as employers submit their payroll information to STRS Ohio, generally on a biweekly basis. DC and Combined Plan members transfer to the DB Plan during their fifth year of membership. Eligible members who do not make a choice during the reselection period will permanently remain in their current plan.

OAKWOOD CITY SCHOOL DISTRICT

*Notes to the Basic Financial Statements
For the Fiscal Year Ended June 30, 2014*

NOTE 11 - DEFINED BENEFIT PENSION PLANS - (Continued)

DB Plan Benefits – Plan benefits are established under Chapter 3307 of the Revised Code. Any member may retire who has (i) five years of service credit and attained age 60; (ii) 25 years of service credit and attained age 55; or (iii) 30 years of service credit regardless of age. The annual retirement allowance, payable for life, is the greater of the “formula benefit” or the “money-purchase benefit” calculation. Under the “formula benefit,” the retirement allowance is based on years of credited service and final average salary, which is the average of the member’s three highest salary years. The annual allowance is calculated by using a base percentage of 2.2% multiplied by the total number of years of service credit (including Ohio-valued purchased credit) times the final average salary. The 31st year of earned Ohio service credit is calculated at 2.5%. An additional one-tenth of a percent is added to the calculation for every year of earned Ohio service over 31 years (2.6% for 32 years, 2.7% for 33 years and so on) until 100% of final average salary is reached. For members with 35 or more years of Ohio contributing service, the first 30 years will be calculated at 2.5% instead of 2.2%. Under the “money-purchase benefit” calculation, a member’s lifetime contributions plus interest at specified rates are matched by an equal amount from other STRS Ohio funds. This total is then divided by an actuarially determined annuity factor to determine the maximum annual retirement allowance.

DC Plan Benefits – Benefits are established under Sections 3307.80 to 3307.89 of the Revised Code. For members who select the DC Plan, all member contributions and employer contributions at rate of 10.5% are placed in an investment account. The member determines how to allocate the member and employer money amount various investment choices. A member is eligible to receive a retirement benefit at age 50 and termination of employment. The member may elect to receive a lifetime monthly annuity or a lump-sum withdrawal. Employer contributions into members’ accounts are vested after the first anniversary of the first day of paid service. Members in the DC Plan who become disabled are entitled only to their account balance. If a member dies before retirement benefits begin, the member’s designated beneficiary is entitled to receive the member’s account balance.

Combined Plan Benefits – Member contributions are allocated by the member, and employer contributions are used to fund a defined benefit payment. A member’s defined benefit is determined by multiplying 1% of the member’s final average salary by the member’s years of service credit. The defined benefit portion of the Combined Plan payment is payable to a member on or after age 60. The defined contribution portion of the account may be taken as a lump sum or converted to a lifetime monthly annuity at age 50.

Eligible faculty of Ohio’s public colleges and universities may choose to enroll in either STRS Ohio or an alternative retirement plan (ARP) offered by their employer. Employees have 120 days from their employment date to select a retirement plan.

A retiree of STRS Ohio or another Ohio public retirement system is eligible for re-employment as a teacher following the elapse of two months from the date of retirement. Contributions are made by the re-employed member and employer during the re-employment. Upon termination of re-employment or age 65, whichever comes later, the retiree is eligible for an annuity benefit or equivalent lump-sum payment in addition to the original retirement allowance. A re-employed retiree may alternatively receive a refund of only member contributions with interest before age 65, once employment is terminated.

Benefits are increased annually by 3% of the original base amount for DB Plan participants.

OAKWOOD CITY SCHOOL DISTRICT

*Notes to the Basic Financial Statements
For the Fiscal Year Ended June 30, 2014*

NOTE 11 - DEFINED BENEFIT PENSION PLANS - (Continued)

The DB and Combined Plans offer access to healthcare coverage to eligible retirees who participated in the plans and their eligible dependents. Coverage under the current program includes hospitalization, physicians' fees, prescription drugs and partial reimbursement of monthly Medicare Part B premiums. By Ohio law, health care benefits are not guaranteed.

A DB or Combined Plan member with five or more years' credited service who becomes disabled may qualify for a disability benefit. Eligible spouses and dependents of members who die before retirement may qualify for survivor benefits. A death benefit of \$1,000 is payable to the beneficiary of each deceased retired member who participated in the DB Plan. Death benefit coverage up to \$2,000 can be purchased by participants in the DB, DC or Combined Plans. Various other benefits are available to members' beneficiaries.

Chapter 3307 of the Ohio Revised Code provides statutory authority for member and employer contributions. Contribution rates are established by State Teachers Retirement Board, upon recommendation of its consulting actuary, not to exceed statutory maximum rates of 14 percent for members and 14 percent for employers.

Contribution requirements and the contributions actually made for the fiscal year ended June 30, 2014, were 11% of covered payroll for members and 14% for employers. The District's required contributions for pension obligations to STRS Ohio for the fiscal years ended June 30, 2014, 2013 and 2012 were \$1,632,562, \$1,555,866 and \$1,643,428, respectively; 82.76 percent has been contributed for fiscal year 2014 and 100 percent for the fiscal years 2013 and 2012. Member and employer contributions actually made for DC and Combined Plan participants will be provided upon written request.

STRS Ohio issues a stand-alone financial report. Copies of STRS Ohio's 2013 Comprehensive Annual Financial Report are available.

Additional information or copies of STRS Ohio's 2013 Comprehensive Annual Financial Report can be requested by writing to the STRS Ohio, 275 East Broad Street, Columbus, Ohio 43215-3771, by calling toll-free 1-888-227-7787, or by visiting the STRS Ohio Web site at www.strsoh.org.

Social Security System

Effective July 1, 1991, all employees not otherwise covered by the School Employees Retirement System or the State Teachers Retirement System have an option to choose Social Security or the School Employees Retirement System/State Teachers Retirement System. As of June 30, 2014, all members of the Board of Education have elected Social Security. The Board's liability is 6.2 percent of wages paid.

OAKWOOD CITY SCHOOL DISTRICT

*Notes to the Basic Financial Statements
For the Fiscal Year Ended June 30, 2014*

NOTE 12 - POSTEMPLOYMENT BENEFITS

School Employees Retirement System

Postemployment Benefits – In addition to a cost-sharing multiple employer defined benefit pension plan the School Employees Retirement System of Ohio (SERS) administers two postemployment benefit plans.

Medicare Part B Plan - The Medicare Part B Plan reimburses Medicare Part B premiums paid by eligible retirees and beneficiaries as set forth in Ohio Revised Code (ORC) 3309.69. Qualified benefit recipients who pay Medicare Part B premiums may apply for and receive a monthly reimbursement from SERS. The reimbursement amount is limited by statute to the lesser of the January 1, 1999 Medicare Part B premium or the current premium. The Medicare Part B monthly premium for calendar year 2014 was \$104.90 for most participants, but could be as high as \$335.70 per month depending on their income. SERS' reimbursement to retirees was \$45.50 if they participated in one of the SERS' health care plans.

The Retirement Board, acting with advice of the actuary, allocates a portion of the current employer contribution rate to the Medicare B Fund. For 2014, this actuarially required allocation is 0.76. The District's contributions for Medicare Part B for the fiscal years ended June 30, 2014, 2013, and 2012 were \$27,055, \$25,910 and \$25,466, respectively; which equaled the required contributions each year.

Health Care Plan – ORC 3309.375 and 3309.69 permit SERS to offer health care benefits to eligible retirees and beneficiaries. SERS' Retirement Board reserves the right to change or discontinue any health plan or program. SERS offers several types of health plans from various vendors, including HMOs, PPOs, Medicare Advantage and traditional indemnity plans. A prescription drug program is also available to those who elect health coverage. SERS employs two third-party administrators and a pharmacy benefit manager to manage the self-insurance and prescription drug plans, respectively.

The ORC provides the statutory authority to fund SERS' postemployment benefits through employer contributions. Active members do not make contributions to the postemployment benefit plans.

The Health Care Fund was established under, and is administered in accordance with Internal Revenue Code Section 105(e). Each year after the allocation for statutorily required benefits, the Retirement Board allocates the remainder of the employer 14 percent contribution to the Health Care Fund. For the year ended June 30, 2014, the health care allocation is 0.14 percent. An addition health care surcharge on employers is collected for employees earning less than an actuarially determined minimum compensation amount, pro-rated according to service credit earned. Statutes provide that no employer shall pay a health care surcharge greater than 2 percent of that employer's SERS-covered payroll; nor may SERS collect in aggregate more than 1.5 percent of the total statewide SERS-covered payroll for the health care surcharge. For fiscal year 2014, the minimum compensation level was established at \$20,250. The surcharge, added to the unallocated portion of the 14 percent employer contribution rate is the total amount assigned to the Health Care Fund. The District's contributions assigned to health care for the fiscal years ended June 30, 2014, 2013, and 2012 were \$81,915, \$63,422 and \$86,181, respectively.

The SERS Retirement Board establishes the rules for the premiums paid by the retirees for health care coverage for themselves and their dependents or for their surviving beneficiaries. Premiums vary depending on the plan selected, qualified years of service, Medicare eligibility, and retirement status.

The financial reports of SERS' Health Care and Medicare B plans are included in its Comprehensive Annual Financial Report. The report can be obtained on SERS' website at www.ohsers.org under Employers/Audit Resources.

OAKWOOD CITY SCHOOL DISTRICT

*Notes to the Basic Financial Statements
For the Fiscal Year Ended June 30, 2014*

NOTE 12 - POSTEMPLOYMENT BENEFITS - (Continued)

State Teachers Retirement System

Plan Description – State Teachers Retirement System of Ohio (STRS Ohio) administers a pension plan that is comprised of: a Defined Benefits Plan, a self-directed Defined Contribution Plan, and a Combined Plan that is a hybrid of the Defined Benefits Plan and the Defined Contribution Plan.

Ohio law authorizes STRS Ohio to offer a cost-sharing, multiple-employer health care plan. STRS Ohio provides access to health care coverage to eligible retirees who participated in the Defined Benefit or Combined Plans. Coverage under the current program includes hospitalization, physicians' fees, prescription drugs and reimbursement of monthly Medicare Part B premiums.

Pursuant to Chapter 3307 of the Revised Code, the Retirement Board has discretionary authority over how much, if any, of the associated health care costs will be absorbed by STRS Ohio. All health care plan enrollees, for the most recent year, pay a portion of the health care costs in the form of a monthly premium. The District's contributions for health care for the fiscal years ended June 30, 2014, 2013, and 2012 were \$125,582, \$119,682 and \$126,418 respectively; 100 percent for the fiscal years 2014, 2013 and 2012.

STRS Ohio issues a stand-alone financial report. Interested parties can view the most recent Comprehensive Annual Financial Report by visiting www.strsoh.org or by requesting a copy by calling toll-free (888) 227-7877.

NOTE 13 - EMPLOYEE BENEFITS

Compensated Absences

The criteria for determining vacation and sick leave components are derived from negotiated agreements and State laws. Classified employees earn ten to twenty days of vacation per fiscal year, depending upon length of service. Accumulated, unused vacation time is paid to classified employees and administrators upon termination of employment. Teachers do not earn vacation time. Teachers, administrators, and classified employees earn sick leave at the rate of one and one-fourth days per month. There is no maximum number of sick days that can be accumulated. A pro-rated portion of accumulated sick leave is paid upon retirement from the School District.

Insurance Benefits

The School District provides life insurance and accidental death and dismemberment insurance to most employees through CoreSource. The School District has elected to provide employee medical/surgical benefits through Blue Cross/Blue Shield. The employees share the cost of the monthly premium with the Board. The premium varies with employee depending on the terms of the union contract. Dental insurance is provided by the School District to most employees through CoreSource.

Retirement Incentive

The School District offers a special termination benefit to employees who retire in the first year that they become eligible. For classified employees, they must give written notice to the Superintendent by March 30 of the year he/she first becomes eligible for "full retirement" and they must meet the eligibility requirements set forth by the State Employees Retirement System to receive a bonus. For certified employees, they must have at least 30 years of service to retire as set forth by the State Teachers Retirement System. One employee retired during fiscal year 2014 that qualified for the special termination benefit for which a \$10,763 fund liability has been accrued.

OAKWOOD CITY SCHOOL DISTRICT

*Notes to the Basic Financial Statements
For the Fiscal Year Ended June 30, 2014*

NOTE 14 - NOTE OBLIGATIONS

The changes in the School District's short-term note obligations during fiscal year 2014 were as follows:

	<u>Issue Date</u>	<u>Interest Rate</u>	<u>Principal Outstanding at July 1, 2013</u>	<u>Additions</u>	<u>Deductions</u>	<u>Principal Outstanding at June 30, 2014</u>
<u>Governmental Activities:</u>						
Revenue Anticipation Note	2013	2.50%	\$0	\$1,300,000	\$1,300,000	\$0
Total Governmental Activities Note Obligations			\$0	\$1,300,000	\$1,300,000	\$0

On December 9, 2013, Oakwood City School District issued a \$1,300,000 current revenue anticipation note to cover general operating expenses. This debt was issued by the General Fund for general operating expenses and was paid off in June 2014 from the General Fund.

NOTE 15 - LONG-TERM LIABILITIES

The changes in the School District's long-term liabilities during fiscal year 2014 were as follows:

	<u>Issue Date</u>	<u>Interest Rate</u>	<u>Principal Outstanding at July 1, 2013</u>	<u>Additions</u>	<u>Deductions</u>	<u>Principal Outstanding at June 30, 2014</u>	<u>Amount Due In One Year</u>
<u>Governmental Activities:</u>							
Renovation Bonds	2003	2% -5%	\$1,130,000	\$0	\$475,000	\$655,000	\$215,000
2007 Refunding Bonds	2007	3.65% - 4.125%	8,295,000	0	70,000	8,225,000	70,000
2012 Refunding Bonds:							
Current Interest Bonds	2012	2-2.75%	6,135,000	0	120,000	6,015,000	120,000
Capital Appreciation Bonds		25.07%	95,000	0	0	95,000	0
Accretion on Capital Appreciation Bonds		25.07%	29,247	33,099	0	62,346	0
Add Deferred Amounts:							
Premiums on Bonds			1,162,823	0	78,072	1,084,751	78,071
Capital Lease Payable			267,117	0	87,717	179,400	89,032
Compensated Absences			1,534,318	584,575	585,796	1,533,097	187,396
Total Governmental Activities Long-Term Obligations			\$18,648,505	\$617,674	\$1,416,585	\$17,849,594	\$759,499

Renovation General Obligation Bonds - On April 1, 2003, Oakwood City School District issued \$20,200,000 of voted general obligation bonds for the purpose of renovating the Middle School, High School, and Elementary buildings. The bonds were issued for a twenty-seven year period with final maturity at December 1, 2030. The proceeds from the sale of these bonds were recorded in the Building Fund. These bonds are retired through the Bond Retirement Fund using tax revenues.

OAKWOOD CITY SCHOOL DISTRICT

Notes to the Basic Financial Statements

For the Fiscal Year Ended June 30, 2014

NOTE 15 - LONG-TERM LIABILITIES - (Continued)

Refunding General Obligation Bonds - During fiscal year 2007, the School District issued \$8,880,000 of general obligation bonds for the current refunding of \$8,880,000 of the 2003 series renovation bonds. The \$720,597 premium on the issuance of the refunding bonds is netted against the 2007 debt and is being amortized over the life of the 2007 debt. The new debt was issued for a twenty-four year period with a final maturity at December 31, 2031. The refunding was undertaken to reduce total future debt service payments. The refunding resulted in an economic gain of \$1,530,423 and a reduction of \$961,166 in future debt service payments. The refunding bonds are retired through the Bond Retirement Fund using tax revenues.

Refunding General Obligation Bonds – In April 2012, general obligation refunding bonds were issued in the amount of \$6,400,000 for the purpose of advance refunding a portion of the 2003 series renovation bonds. \$6,305,000 was issued as current interest bonds with interest rates ranging from 2.00% to 2.75%. \$95,000 was issued as capital appreciation bonds with an interest rate of 25.07%. The \$668,746 premium on the issuance of the refunding bonds is netted against this debt and is being amortized over the life of this debt, which has the same remaining life of the refunded debt of thirteen years with a maturity of December 1, 2025. The refunding was undertaken to reduce total future debt service payments over the next thirteen years by \$704,134 and to obtain an economic gain of \$107,208. The refunding bonds will be retired through the Bond Retirement Fund using tax revenues. As of June 30, 2014, the School District has no in substance defeased debt outstanding associated with the refunding bonds. The escrow agent made the final payment on the defeased debt on December 1, 2013.

The term bonds maturing on December 1, 2025 (fiscal year 2026) are subject to mandatory sinking fund redemption at a redemption price of 100 percent of the principal amount to be redeemed plus accrued interest to the date of redemption, on December 1, in the fiscal years and respective principal amounts as follows:

<u>Fiscal Year Ending June 30</u>	<u>Amount</u>
2015	\$120,000
2016	125,000
2017	125,000
2018	655,000
2019	750,000
2020	100,000
2021	100,000
2022	0
2023	925,000
2024	950,000
2025	1,070,000
2026	1,095,000
	<u>\$6,015,000</u>

OAKWOOD CITY SCHOOL DISTRICT

Notes to the Basic Financial Statements

For the Fiscal Year Ended June 30, 2014

NOTE 15 - LONG-TERM LIABILITIES - (Continued)

Term bonds maturing on or after December 1, 2021, are subject to optional redemption, in whole or in part on any date at the option of the issuer on or after December 1, 2012, as follows:

Redemption Dates (Date Inclusive)	Redemption Prices
December 1, 2012 through November 30, 2021	101%
December 1, 2021 and thereafter	100%

The capital appreciation bonds are not subject to a mandatory sinking fund or optional redemption prior to stated maturity. The capital appreciation bonds will mature in fiscal year 2027. The maturity amount of the bonds is \$925,000. For fiscal year 2014, \$33,099 was accreted on the capital appreciation bonds.

Compensated absences will be paid from the fund from which the person is paid. Most of the School District's employees are paid from the General Fund, with the remainder being paid from the Food Service and Title I Funds. The capital leases will be repaid through the General Fund.

The School District's overall legal debt margin was \$13,032,650 with an unvoted debt margin of \$299,069 at June 30, 2014.

Principal and interest requirements to retire general obligation bonds outstanding at June 30, 2014, are as follows:

Year Ending	2003 Renovation Bonds		2007 Refunding Bonds	
	Principal	Interest	Principal	Interest
2015	\$215,000	\$540,000	\$70,000	\$330,938
2016	225,000	610,000	85,000	327,838
2017	215,000	620,000	90,000	324,337
2018	0	0	90,000	320,738
2019	0	0	105,000	316,837
2020-2024	0	0	305,000	1,564,817
2025-2029	0	0	4,330,000	1,268,532
2030-2031	0	0	3,150,000	131,175
Total	<u>\$655,000</u>	<u>\$1,770,000</u>	<u>\$8,225,000</u>	<u>\$4,585,212</u>

OAKWOOD CITY SCHOOL DISTRICT

Notes to the Basic Financial Statements

For the Fiscal Year Ended June 30, 2014

NOTE 15 - LONG-TERM LIABILITIES - (Continued)

Year Ending June 30	2012 Refunding Bonds				
	Current Interest Bonds		Capital Appreciation Bonds	Totals	
	Principal	Interest	Principal	Principal	Interest
2015	\$120,000	\$146,723	\$0	\$405,000	\$1,017,661
2016	125,000	144,273	0	435,000	1,082,111
2017	125,000	141,773	0	430,000	1,086,110
2018	655,000	133,973	0	745,000	454,711
2019	750,000	119,923	0	855,000	436,760
2020-2024	2,075,000	492,850	925,000	3,305,000	2,057,667
2025-2029	2,165,000	58,811	0	6,495,000	1,327,343
2030-2031	0	0	0	3,150,000	131,175
Total	<u>\$6,015,000</u>	<u>\$1,238,326</u>	<u>\$925,000</u>	<u>\$15,820,000</u>	<u>\$7,593,538</u>

The above amortization schedule for capital appreciation bonds does not agree to the capital appreciation bonds on page 50 due to unaccreted debt.

NOTE 16 - CAPITAL LEASE - LESSEE DISCLOSURE

During a prior fiscal year, the School District entered into a capital lease for apple computer equipment for the School District in the amount of \$358,333. The School District has reported \$358,333 as capital assets in the Statement of Net Position for leased equipment.

The following is a schedule of the future minimum lease payments required under the capital lease and the present value of the minimum lease payments as of June 30, 2014:

Fiscal Year Ending June 30,	Capital Lease Payments
2015	\$91,724
2016	91,724
Total	183,448
Less: Amount Representing Interest	4,048
Present Value of Net Minimum Lease Payments	<u>\$179,400</u>

OAKWOOD CITY SCHOOL DISTRICT

Notes to the Basic Financial Statements

For the Fiscal Year Ended June 30, 2014

NOTE 17 – FUND BALANCES

Fund balance is classified as nonspendable, restricted, committed, assigned and/or unassigned based primarily on the extent to which the School District is bound to observe constraints imposed upon the use of the resources in the governmental funds. The constraints placed on fund balance for the major governmental funds and all other governmental funds are presented below:

	<u>General</u>	<u>Bond Retirement</u>	<u>Nonmajor Governmental Funds</u>	<u>Total Governmental Funds</u>
<i>Nonspendable:</i>				
Endowment	\$0	\$0	\$20,000	\$20,000
Unclaimed Monies	9,124	0	0	9,124
<i>Total Nonspendable</i>	<u>9,124</u>	<u>0</u>	<u>20,000</u>	<u>29,124</u>
<i>Restricted:</i>				
<i>Special Revenues:</i>				
Athletics	0	0	1,397	1,397
Faculty	0	0	75,013	75,013
Special Rotary	0	0	17,111	17,111
Library	0	0	566	566
Local Grants	0	0	13,625	13,625
State Grants	0	0	34,743	34,743
Federal Grants	0	0	100,032	100,032
Debt Services	0	1,156,873	0	1,156,873
Capital Projects	0	0	80	80
Endowment	0	0	112,415	112,415
Permanent Improvement	0	0	637,533	637,533
<i>Total Restricted</i>	<u>0</u>	<u>1,156,873</u>	<u>992,515</u>	<u>2,149,388</u>
<i>Committed:</i>				
Latchkey	0	0	234,603	234,603
<i>Unassigned</i>	<u>(455,129)</u>	<u>0</u>	<u>(546,614)</u>	<u>(1,001,743)</u>
Total Fund Balances	<u><u>(\$446,005)</u></u>	<u><u>\$1,156,873</u></u>	<u><u>\$700,504</u></u>	<u><u>\$1,411,372</u></u>

OAKWOOD CITY SCHOOL DISTRICT

Notes to the Basic Financial Statements

For the Fiscal Year Ended June 30, 2014

NOTE 18 - INTERFUND ACTIVITY

As of June 30, 2014, receivables and payables that resulted from various interfund transactions were as follows:

<u>Fund</u>	<u>Interfund Receivable</u>	<u>Interfund Payable</u>
General	\$522,729	\$0
<i>Nonmajor Special Revenue Funds:</i>		
Food Service	0	503,136
SchoolNet OneNet	0	18,955
Title VI-R	0	638
Total Nonmajor Special Revenue Funds	0	522,729
Total	\$522,729	\$522,729

The balance of \$522,729 due to the General Fund from the funds listed is a result of negative cash balances in these funds. The General Fund is responsible for any deficit in these funds and interfund transactions were established to cover these expenditures. The purpose for these interfund balances is to eliminate the negative cash balances in these funds.

Transfers made by the School District during fiscal year 2014 were as follows:

<u>Transfers From</u>	<u>Transfers To</u>		
	<u>General</u>	<u>Nonmajor Special Revenue</u>	<u>Total</u>
General	\$0	\$5,446	\$5,446
Bond Retirement	1,306,110	0	\$1,306,110
Total	\$1,306,110	\$5,446	\$1,311,556

Transfers are used to (1) move revenues from the fund that statute or budget requires to collect them to the fund that statute or budget requires to expend them, (2) move receipts restricted to debt service from the funds collecting the receipts to the debt service fund as debt service payments become due, and (3) use unrestricted revenues collected in the General Fund to finance various programs accounted for in other funds in accordance with budgetary authorizations.

A GAAP transfer of \$1,306,110 was made from the Bond Retirement Fund to the General Fund. On the cash basis debt is paid from the Bond Retirement Fund; however the notes are a general fund obligation. A GAAP entry was made to move the payments to the General Fund.

OAKWOOD CITY SCHOOL DISTRICT

*Notes to the Basic Financial Statements
For the Fiscal Year Ended June 30, 2014*

NOTE 19 - STATUTORY SET-ASIDES

The following changes occurred in the School District's set-aside reserve account during fiscal year 2014:

	<u>Capital Improvements</u>
Set-Aside Balance as of July 1, 2013	\$0
Current Year Set-Aside Requirement	346,918
Qualifying Disbursements	<u>(1,594,109)</u>
Total	<u>(1,247,191)</u>
Set-Aside Reserve Balance as of June 30, 2014	<u><u>\$0</u></u>
Total Restricted Assets	<u><u>\$0</u></u>

Although the School District had qualifying disbursements during the fiscal year that reduced the set-aside amount to below zero for the capital improvements set-aside, this amount may not be used to reduce the set-aside requirement for future years. The negative balance is therefore not presented as being carried forward to future years.

NOTE 20 - ENCUMBRANCE COMMITMENTS

At June 30, 2014, the School District had encumbrance commitments in the Governmental Funds as follows:

<u>Major Fund</u>	
General	\$764,825
<u>Nonmajor Funds</u>	
Food Service	33,096
Faculty	355
Rotary	250
Career Education	788
Latchkey	58,466
District Managed Activities	11,147
Hillel Auxiliary Services	1,538
Title VI-B	2,681
Permanent Improvement	<u>164,888</u>
<i>Total Nonmajor Funds</i>	<u>273,209</u>
Total Encumbrances	<u><u>\$1,038,034</u></u>

OAKWOOD CITY SCHOOL DISTRICT

*Notes to the Basic Financial Statements
For the Fiscal Year Ended June 30, 2014*

NOTE 21 - ENDOWMENT

Previously, the School District received an endowment for the John Martin Foundation of \$20,000, with the net appreciation of the investment to be used to provide college scholarships for graduating students. The net appreciation, on the investment of the donor-restricted endowment of \$112,415 is available for authorization of expenditure by the School District.

NOTE 22 - JOINTLY GOVERNED ORGANIZATIONS

Metropolitan Dayton Educational Cooperative Association - The School District is a participant in the Metropolitan Dayton Educational Cooperative Association (MDECA) which is a computer consortium. MDECA is an association of public school districts in a geographic region determined by the Ohio Department of Education. The organization was formed for the purpose of applying modern technology with the aid of computers and other electronic equipment to administrative and instructional functions among member school districts.

The governing board of MDECA consists of one representative from each of the participating members. The School District paid MDECA \$68,223 for services provided during the year. Financial information can be obtained from Jerry C. Woodyard, Executive Director of MDECA, located at 225 Linwood Street, Dayton, Ohio 45405.

Southwestern Ohio Educational Purchasing Council - The Southwestern Ohio Educational Purchasing Council (SOEPC) is a purchasing cooperative made up of nearly 100 school districts in 12 counties. The purpose of the cooperative is to obtain reduced prices for quality merchandise and services commonly used by schools. All member school districts are obligated to pay all fees, charges, or other assessments as established by the SOEPC.

Each member School District has one voting representative. Title to any and all equipment, furniture and supplies purchased by the SOEPC is held in trust for the member school districts. Any school district withdrawing from the SOEPC forfeits its claim to any and all SOEPC assets. A one year prior notice is necessary for withdrawal from the group. During this time, the withdrawing member will be liable for all member obligations for a one year period. Payments to SOEPC are made from the General Fund. The School District paid SOEPC \$1,134 for membership fees during the 2014 fiscal year. To obtain financial information, write to the Southwestern Ohio Purchasing Council, Ken Swink, who serves as Director, 303 Corporate Center Drive, Suite 208, Vandalia, Ohio 45377.

NOTE 23 - INSURANCE PURCHASING POOL

Ohio School Boards Association Worker's Compensation Group Rating Plan

The School District participates in the Ohio School Boards Association Worker's Compensation Group Rating Program (GRP), an insurance purchasing pool. The GRP's business and affairs are conducted by a three member Board of directors consisting of the President, the President Elect and the Immediate Past President of the OSBA. The Executive Director of the OSBA, or his designee, serves as coordinator of the program. Each year, the participating school districts pay an enrollment fee to the GRP to cover the costs of administering the program.

OAKWOOD CITY SCHOOL DISTRICT

Notes to the Basic Financial Statements

For the Fiscal Year Ended June 30, 2014

NOTE 24 - RELATED ORGANIZATIONS

Wright Memorial Public Library - The Wright Memorial Public Library is a related organization to Oakwood City School District. The School Board members are responsible for appointing the trustees of the Public Library; however, the School Board cannot influence the Library's operation nor does the Library represent a potential financial benefit or burden to Oakwood City School District. Although the School District does serve as the taxing authority and may issue tax related debt on behalf of the Library, its role is limited to a ministerial function. Once the Library determines to present a levy to the voters, including the determination of the rate and duration, the School District must place the levy on the ballot. The Library may issue debt and determines its own budget. The Library did not receive any funding from the School District during fiscal year 2014.

NOTE 25- CONTINGENCIES

A. Grants

The School District received financial assistance from federal and state agencies in the form of grants. The expenditure of funds received under these programs generally requires compliance with terms and conditions specified in the grant agreements and is subject to audit by the grantor agencies. Any disallowed claims resulting from such audits could become a liability of the General Fund or other applicable funds. However, the effect of any such disallowed claims on the overall financial position of the School District at June 30, 2014, if applicable, cannot be determined at this time.

B. Litigation

The School District is involved in no pending litigation that would have a material effect on the financial condition of the School District.

NOTE 26 - SUBSEQUENT EVENTS

On December 8, 2014 the Board of Education approved the issuance of notes in the amount of not to exceed \$800,000 in anticipation of the collection of current year property tax revenues in and for the 2015 fiscal year.

**COMBINING AND INDIVIDUAL FUND
STATEMENTS AND SCHEDULES**

OAKWOOD CITY SCHOOL DISTRICT

Description of Funds

GOVERNMENTAL FUNDS

SPECIAL REVENUE FUNDS

Special Revenue Funds are established to account for the proceeds of specific revenue sources (other than amounts related to permanent purposes or major capital projects) that are legally restricted by law and administrative action to expenditures for specified purposes. The following are descriptions of the School District's nonmajor special revenue funds:

Nonmajor Special Revenue Funds

Food Service

To account for the financial transactions related to the food service operations of the School District.

Faculty

To account for resources from the teachers of the various schools for the purchase of flowers for various reasons.

Special Rotary

To account for monies collected on behalf of the Oakwood Alumni Association for the benefit of the students.

Career Education

To account for instructional programs for persons nineteen years of age and older who are enrolled in school and who have less than a twelfth-grade education or its equivalent.

Latchkey

To account for fees used to support the latchkey program for children.

Library Automation System

To account for hardware and software development, or other costs associated with the requirements of the computerization in the library.

District Managed Activities

To account for student activity programs which have student participation in the activity but do not have student management of the programs.

Hillel Auxiliary Services

To account for State funds for the purchase of science and math materials as well as psychological and other services at the private school (Hillel) within the School District.

Local Professional Development

To account for monies received under House Bill 117 to be used for locally held professional development and teacher training activities which are guided by Ohio's model competency based education programming or comparable models to support student achievement, including proficiency test performance.

OAKWOOD CITY SCHOOL DISTRICT

Description of Funds

Nonmajor Special Revenue Funds (Continued)

Education Management Information Systems

To account for hardware and software development, or other costs associated with the requirements of the management information system.

Entry Year Program

To account for grant monies that are used to implement entry year programs pursuant to Section 3317.024(T) of the Ohio Revised Code.

SchoolNet OneNet

To account for monies that are used for Ohio Educational Computer Network Connections.

Ohio SchoolNet Professional Development

To account for grant monies used to provide hardware, software, telecommunication services, and staff development to support educational uses of technology in the classroom.

Ohio Reads

To account for grant monies used to improve reading outcomes, and for volunteer coordinators in public school buildings.

Summer School Subsidy

To account for summer intervention services satisfying criteria defined in division (E) of section 3313.608 of the Ohio Revised Code.

Emergency Repairs Grant

To account for grant monies used to make emergency maintenance repairs.

Miscellaneous State Grants

To account for various monies received from the state governments which are not classified elsewhere. These grants include: Safe School Help Line, CORE Implementation, and Gifted Identification.

Race to the Top Grant

To account for American Recovery and Reinvestment Act (ARRA) monies for a competitive grant program designed to encourage and reward states that are creating the conditions for education innovation and reform; achieving significant improvement in student outcomes, including making substantial gains in student achievement, closing achievement gaps, improving high school graduation rates, and ensuring student preparation for success in college and careers.

Impact Aid

To account for maintenance and operational funds to school districts significantly affected (1) by a loss of revenue from taxable real property acquired by the federal government; (2) by provision of public education to children who live on federal property; or (3) by a sudden and substantial increase in school attendance as a result of federal activities.

Title VI-B

To account for federal monies to assist in the identification of handicapped children, development of procedural safeguards, implementation of least restrictive alternative service patterns, and provision of full educational opportunities to handicapped children at the elementary and secondary levels.

OAKWOOD CITY SCHOOL DISTRICT

Description of Funds

Nonmajor Special Revenue Funds (Continued)

Perkins Grant

To account for federal monies used to develop vocational education programs in the areas of secondary, adult, disadvantaged and handicapped persons, and work-study projects.

Title III

To account for funds used to develop and carry out elementary and secondary school programs, including activities at the pre-school level, to meet the educational needs of children of limited English proficiency. These programs provide structured English language instruction, with respect to the years of study to which the program is applicable, and instruction in the child's native language to the extent necessary to allow a child to achieve competence in English. The instruction must be, to the extent necessary, in all courses or subjects of study which will allow a child to meet grade promotion and graduation standards.

Title I

To account for federal monies used to assist in meeting the special needs of educationally deprived children.

Drug Free Schools Program

To account for federal revenues which support the implementation of programs for drug abuse education and prevention.

Preschool Grant

To account for federal monies which support the preschool grant program which addresses the improvement and expansion of services for handicapped children ages three through five.

Title VI-R

To account for monies to hire additional classroom teachers in grades one through three, so that the number of students per teacher will be reduced.

Miscellaneous Federal Grants

To account for various monies received from the federal governments which are not classified elsewhere. These grants include Title II-D and ATIP.

OAKWOOD CITY SCHOOL DISTRICT

Description of Funds

CAPITAL PROJECTS FUNDS

The Capital Projects Funds are used to account for financial resources to be used for the acquisition or construction of major capital facilities. The following is a description of the School District's nonmajor capital projects funds.

Nonmajor Capital Projects Funds

Permanent Improvement

To account for the acquisition, construction or improvement of capital facilities. This fund receives an annual allocation of property taxes from the permanent improvement levy.

Harman Playground Project

To account for improvement costs of the Harman Playground.

PERMANENT FUND

The Permanent Fund is used to report resources that are legally restricted to the extent that only earnings, not principal, may be used for purposes that support the reporting government's programs. The following is a description of the School District's nonmajor permanent fund.

Nonmajor Permanent Fund

Scholarship

To account for assets which have been set aside to earn interest that is distributed in the form of scholarships.

FUNDS REPORTED SEPARATELY FOR BUDGETARY PURPOSES

Funds Reported Separately For Budgetary Purposes

The following funds have been combined with the General Fund for reporting in accordance with accounting principles generally accepted in the United States of America. However, their budgets are reported separately in this section for accountability purposes. The following is a description of the School District's funds reported separately for budgetary purposes.

Uniform School Supplies

A fund used to account for the purchase and sale of school supplies as adopted by the Board of Education for use in the School District. Profits derived from sales are used for school purposes or activities in connection with the school.

Public School Support

A fund used to account for resources from the principals of the various schools for the purchase of flowers and other items for staff members for various reasons.

Unclaimed Monies

To account for monies which have yet to be claimed by their rightful owners. These monies include outstanding checks that are over one year old.

OAKWOOD CITY SCHOOL DISTRICT

Combining Balance Sheet

Nonmajor Governmental Funds

June 30, 2014

	Nonmajor Special Revenue Funds	Nonmajor Capital Projects Funds	Nonmajor Permanent Fund	Total Nonmajor Governmental Funds
<u>Assets:</u>				
Equity in Pooled Cash and Cash Equivalents	\$454,937	\$750,956	\$132,415	\$1,338,308
Property Taxes Receivable	0	448,500	0	448,500
Intergovernmental Receivable	71,444	0	0	71,444
Inventory Held for Resale	3,786	0	0	3,786
<i>Total Assets</i>	<u>\$530,167</u>	<u>\$1,199,456</u>	<u>\$132,415</u>	<u>\$1,862,038</u>
<u>Liabilities, Deferred Inflows of Resources and Fund Balances:</u>				
<u>Liabilities:</u>				
Accounts Payable	\$46,174	\$0	\$0	\$46,174
Accrued Wages and Benefits	19,839	0	0	19,839
Contracts Payable	0	118,290	0	118,290
Intergovernmental Payable	10,949	0	0	10,949
Interfund Payable	522,729	0	0	522,729
<i>Total Liabilities</i>	<u>599,691</u>	<u>118,290</u>	<u>0</u>	<u>717,981</u>
<u>Deferred Inflows of Resources:</u>				
Property Taxes	0	443,553	0	443,553
<u>Fund Balances:</u>				
Nonspendable	0	0	20,000	20,000
Restricted	242,487	637,613	112,415	992,515
Committed	234,603	0	0	234,603
Unassigned	(546,614)	0	0	(546,614)
<i>Total Fund Balances (Deficits)</i>	<u>(69,524)</u>	<u>637,613</u>	<u>132,415</u>	<u>700,504</u>
<i>Total Liabilities, Deferred Inflows of Resources and Fund Balances</i>	<u>\$530,167</u>	<u>\$1,199,456</u>	<u>\$132,415</u>	<u>\$1,862,038</u>

OAKWOOD CITY SCHOOL DISTRICT
Combining Statement of Revenues, Expenditures and Changes in Fund Balances
Nonmajor Governmental Funds
For the Fiscal Year Ended June 30, 2014

	Nonmajor Special Revenue Funds	Nonmajor Capital Projects Funds	Nonmajor Permanent Fund	Total Nonmajor Governmental Funds
<u>Revenues:</u>				
Property Taxes	\$0	\$450,736	\$0	\$450,736
Intergovernmental	1,008,092	72,354	0	1,080,446
Interest	0	0	17	17
Extracurricular Activities	248,845	0	0	248,845
Charges for Services	596,836	0	0	596,836
Contributions and Donations	48,551	0	1,000	49,551
Miscellaneous	15,486	0	0	15,486
<i>Total Revenues</i>	<u>1,917,810</u>	<u>523,090</u>	<u>1,017</u>	<u>2,441,917</u>
<u>Expenditures:</u>				
<i>Current:</i>				
<i>Instruction:</i>				
Regular	295,155	0	0	295,155
Special	475,103	0	0	475,103
<i>Support Services:</i>				
Pupil	77,214	0	0	77,214
Instructional Staff	73,261	0	0	73,261
Administration	31,140	0	0	31,140
Fiscal	0	5,635	0	5,635
Central	24,158	0	0	24,158
Operation of Non-Instructional Services	719,831	0	0	719,831
Extracurricular Activities	301,207	0	500	301,707
Capital Outlay	0	343,723	0	343,723
<i>Total Expenditures</i>	<u>1,997,069</u>	<u>349,358</u>	<u>500</u>	<u>2,346,927</u>
<i>Excess of Revenues Over (Under) Expenditures</i>	<u>(79,259)</u>	<u>173,732</u>	<u>517</u>	<u>94,990</u>
<u>Other Financing Sources:</u>				
Transfers In	5,446	0	0	5,446
<i>Total Other Financing Sources</i>	<u>5,446</u>	<u>0</u>	<u>0</u>	<u>5,446</u>
<i>Net Change in Fund Balances</i>	(73,813)	173,732	517	100,436
<i>Fund Balances (Deficits) at Beginning of Year</i>	<u>4,289</u>	<u>463,881</u>	<u>131,898</u>	<u>600,068</u>
<i>Fund Balances (Deficits) at End of Year</i>	<u>(\$69,524)</u>	<u>\$637,613</u>	<u>\$132,415</u>	<u>\$700,504</u>

OAKWOOD CITY SCHOOL DISTRICT

Combining Balance Sheet

Nonmajor Special Revenue Funds

June 30, 2014

	Food Service	Faculty	Special Rotary	Career Education	Latchkey	Library Automation System	District Managed Activities
<u>Assets:</u>							
Equity In Pooled Cash and Cash Equivalents	\$0	\$75,170	\$17,227	\$13,625	\$276,518	\$566	\$2,295
Intergovernmental Receivable	0	0	0	0	0	0	0
Inventory Held for Resale	3,786	0	0	0	0	0	0
<i>Total Assets</i>	<u>\$3,786</u>	<u>\$75,170</u>	<u>\$17,227</u>	<u>\$13,625</u>	<u>\$276,518</u>	<u>\$566</u>	<u>\$2,295</u>
<u>Liabilities and Fund Balances:</u>							
<u>Liabilities:</u>							
Accounts Payable	\$3,088	\$157	\$116	\$0	\$41,915	\$0	\$898
Accrued Wages and Benefits	19,839	0	0	0	0	0	0
Intergovernmental Payable	4,547	0	0	0	0	0	0
Interfund Payable	503,136	0	0	0	0	0	0
<i>Total Liabilities</i>	<u>530,610</u>	<u>157</u>	<u>116</u>	<u>0</u>	<u>41,915</u>	<u>0</u>	<u>898</u>
<u>Fund Balances:</u>							
Restricted	0	75,013	17,111	13,625	0	566	1,397
Committed	0	0	0	0	234,603	0	0
Unassigned	(526,824)	0	0	0	0	0	0
<i>Total Fund Balances (Deficits)</i>	<u>(526,824)</u>	<u>75,013</u>	<u>17,111</u>	<u>13,625</u>	<u>234,603</u>	<u>566</u>	<u>1,397</u>
<i>Total Liabilities and Fund Balances</i>	<u>\$3,786</u>	<u>\$75,170</u>	<u>\$17,227</u>	<u>\$13,625</u>	<u>\$276,518</u>	<u>\$566</u>	<u>\$2,295</u>

Hillel Auxiliary Services	Local Professional Development	Education Management Information Systems	Entry Year Program	SchoolNet OneNet	Ohio SchoolNet Professional Development	Ohio Reads	Summer School Subsidy	Emergency Repairs Grant
\$14,806	\$364	\$9,485	\$1,945	\$0	\$359	\$2,051	\$2,270	\$691
0	0	0	0	0	0	0	0	0
0	0	0	0	0	0	0	0	0
<u>\$14,806</u>	<u>\$364</u>	<u>\$9,485</u>	<u>\$1,945</u>	<u>\$0</u>	<u>\$359</u>	<u>\$2,051</u>	<u>\$2,270</u>	<u>\$691</u>
\$0	\$0	\$0	\$0	\$0	\$0	\$0	\$0	\$0
0	0	0	0	0	0	0	0	0
0	0	0	0	0	0	0	0	0
0	0	0	0	18,955	0	0	0	0
0	0	0	0	18,955	0	0	0	0
14,806	364	9,485	1,945	0	359	2,051	2,270	691
0	0	0	0	0	0	0	0	0
0	0	0	0	(18,955)	0	0	0	0
<u>14,806</u>	<u>364</u>	<u>9,485</u>	<u>1,945</u>	<u>(18,955)</u>	<u>359</u>	<u>2,051</u>	<u>2,270</u>	<u>691</u>
<u>\$14,806</u>	<u>\$364</u>	<u>\$9,485</u>	<u>\$1,945</u>	<u>\$0</u>	<u>\$359</u>	<u>\$2,051</u>	<u>\$2,270</u>	<u>\$691</u>

(Continued)

OAKWOOD CITY SCHOOL DISTRICT

Combining Balance Sheet

Nonmajor Special Revenue Funds

June 30, 2014

	Miscellaneous State Grants	Race to the Top Grant	Impact Aid	Title VI-B	Perkins Grant	Title III
<u>Assets:</u>						
Equity In Pooled Cash and Cash Equivalents	\$2,772	\$0	\$10,914	\$6,208	\$6,205	\$5
Intergovernmental Receivable	0	0	0	54,865	0	0
Inventory Held for Resale	0	0	0	0	0	0
<i>Total Assets</i>	<u>\$2,772</u>	<u>\$0</u>	<u>\$10,914</u>	<u>\$61,073</u>	<u>\$6,205</u>	<u>\$5</u>
<u>Liabilities and Fund Balances:</u>						
<u>Liabilities:</u>						
Accounts Payable	\$0	\$0	\$0	\$0	\$0	\$0
Accrued Wages and Benefits	0	0	0	0	0	0
Intergovernmental Payable	0	0	0	0	6,402	0
Interfund Payable	0	0	0	0	0	0
<i>Total Liabilities</i>	<u>0</u>	<u>0</u>	<u>0</u>	<u>0</u>	<u>6,402</u>	<u>0</u>
<u>Fund Balances:</u>						
Restricted	2,772	0	10,914	61,073	0	5
Committed	0	0	0	0	0	0
Unassigned	0	0	0	0	(197)	0
<i>Total Fund Balances (Deficits)</i>	<u>2,772</u>	<u>0</u>	<u>10,914</u>	<u>61,073</u>	<u>(197)</u>	<u>5</u>
<i>Total Liabilities and Fund Balances</i>	<u>\$2,772</u>	<u>\$0</u>	<u>\$10,914</u>	<u>\$61,073</u>	<u>\$6,205</u>	<u>\$5</u>

Title I	Drug Free Schools Program	Preschool Grant	Title VI-R	Miscellaneous Federal Grants	Total Nonmajor Special Revenue Funds
\$7,304	\$203	\$0	\$0	\$3,954	\$454,937
16,579	0	0	0	0	71,444
0	0	0	0	0	3,786
<u>\$23,883</u>	<u>\$203</u>	<u>\$0</u>	<u>\$0</u>	<u>\$3,954</u>	<u>\$530,167</u>
\$0	\$0	\$0	\$0	\$0	\$46,174
0	0	0	0	0	19,839
0	0	0	0	0	10,949
0	0	0	638	0	522,729
<u>0</u>	<u>0</u>	<u>0</u>	<u>638</u>	<u>0</u>	<u>599,691</u>
23,883	203	0	0	3,954	242,487
0	0	0	0	0	234,603
0	0	0	(638)	0	(546,614)
<u>23,883</u>	<u>203</u>	<u>0</u>	<u>(638)</u>	<u>3,954</u>	<u>(69,524)</u>
<u>\$23,883</u>	<u>\$203</u>	<u>\$0</u>	<u>\$0</u>	<u>\$3,954</u>	<u>\$530,167</u>

OAKWOOD CITY SCHOOL DISTRICT
 Combining Statement of Revenues, Expenditures and Changes in Fund Balances
 Nonmajor Special Revenue Funds
 For the Fiscal Year Ended June 30, 2014

	Food Service	Faculty	Special Rotary	Career Education	Latchkey	Library Automation System	District Managed Activities
<u>Revenues:</u>							
Intergovernmental	\$49,192	\$0	\$0	\$0	\$0	\$0	\$0
Extracurricular Activities	0	3,624	0	0	0	0	245,221
Charges for Services	304,662	0	0	0	292,174	0	0
Contributions and Donations	0	5,000	7,902	35,649	0	0	0
Miscellaneous	0	0	12,711	0	0	0	2,775
Total Revenues	353,854	8,624	20,613	35,649	292,174	0	247,996
<u>Expenditures:</u>							
<i>Current:</i>							
<i>Instruction:</i>							
Regular	0	0	0	31,477	0	0	0
Special	0	0	0	0	0	0	0
<i>Support Services:</i>							
Pupil	0	0	0	0	0	0	0
Instructional Staff	0	0	7,916	0	0	0	0
Administration	0	0	0	0	0	0	0
Fiscal	0	0	0	0	0	0	0
Operation and Maintenance of Plant	0	0	0	0	0	0	0
Pupil Transportation	0	0	0	0	0	0	0
Central	0	4,672	0	0	0	0	0
Operation of Non-Instructional Services	448,962	0	3,959	0	266,910	0	0
Extracurricular Activities	0	0	2,580	36,615	0	0	259,757
Total Expenditures	448,962	4,672	14,455	68,092	266,910	0	259,757
Excess of Revenues Over (Under) Expenditures	(95,108)	3,952	6,158	(32,443)	25,264	0	(11,761)
<u>Other Financing Sources:</u>							
Transfers In	0	0	0	0	0	0	0
Total Other Financing Sources	0	0	0	0	0	0	0
Net Change in Fund Balances	(95,108)	3,952	6,158	(32,443)	25,264	0	(11,761)
Fund Balances (Deficits) at Beginning of Year	(431,716)	71,061	10,953	46,068	209,339	566	13,158
Fund Balances (Deficits) at End of Year	(\$526,824)	\$75,013	\$17,111	\$13,625	\$234,603	\$566	\$1,397

Hillel Auxiliary Services	Local Professional Development	Education Management Information Systems	Entry Year Program	SchoolNet OneNet	Ohio SchoolNet Professional Development	Ohio Reads	Summer School Subsidy	Emergency Repairs Grant
\$26,460	\$0	\$0	\$0	\$9,000	\$0	\$0	\$0	\$0
0	0	0	0	0	0	0	0	0
0	0	0	0	0	0	0	0	0
0	0	0	0	0	0	0	0	0
0	0	0	0	0	0	0	0	0
<u>26,460</u>	<u>0</u>	<u>0</u>	<u>0</u>	<u>9,000</u>	<u>0</u>	<u>0</u>	<u>0</u>	<u>0</u>
38,941	0	0	0	0	0	0	0	0
0	0	0	0	0	0	0	0	0
0	0	0	0	0	0	0	0	0
0	0	0	0	0	0	0	0	0
0	0	0	0	0	0	0	0	0
0	0	0	0	0	0	0	0	0
0	0	0	0	0	0	0	0	0
0	0	0	0	15,538	0	0	0	0
0	0	0	0	0	0	0	0	0
0	0	0	0	0	0	0	0	0
<u>38,941</u>	<u>0</u>	<u>0</u>	<u>0</u>	<u>15,538</u>	<u>0</u>	<u>0</u>	<u>0</u>	<u>0</u>
(12,481)	0	0	0	(6,538)	0	0	0	0
<u>0</u>	<u>0</u>	<u>0</u>	<u>0</u>	<u>0</u>	<u>0</u>	<u>0</u>	<u>0</u>	<u>0</u>
<u>0</u>	<u>0</u>	<u>0</u>	<u>0</u>	<u>0</u>	<u>0</u>	<u>0</u>	<u>0</u>	<u>0</u>
(12,481)	0	0	0	(6,538)	0	0	0	0
<u>27,287</u>	<u>364</u>	<u>9,485</u>	<u>1,945</u>	<u>(12,417)</u>	<u>359</u>	<u>2,051</u>	<u>2,270</u>	<u>691</u>
<u>\$14,806</u>	<u>\$364</u>	<u>\$9,485</u>	<u>\$1,945</u>	<u>(\$18,955)</u>	<u>\$359</u>	<u>\$2,051</u>	<u>\$2,270</u>	<u>\$691</u>

(Continued)

OAKWOOD CITY SCHOOL DISTRICT
 Combining Statement of Revenues, Expenditures and Changes in Fund Balances
 Nonmajor Special Revenue Funds
 For the Fiscal Year Ended June 30, 2014

	Miscellaneous State Grants	Race to the Top Grant	Impact Aid	Title VI-B	Perkins Grant	Title III
<u>Revenues:</u>						
Intergovernmental	\$0	\$367,435	\$0	\$368,227	\$6,402	\$0
Extracurricular Activities	0	0	0	0	0	0
Charges for Services	0	0	0	0	0	0
Contributions and Donations	0	0	0	0	0	0
Miscellaneous	0	0	0	0	0	0
Total Revenues	0	367,435	0	368,227	6,402	0
<u>Expenditures:</u>						
<i>Current:</i>						
<i>Instruction:</i>						
Regular	0	219,414	0	0	0	0
Special	0	38,314	0	275,514	0	0
<i>Support Services:</i>						
Pupil	0	17,807	0	59,407	0	0
Instructional Staff	0	65,345	0	0	0	0
Administration	0	17,987	0	0	6,402	0
Fiscal	0	0	0	0	0	0
Operation and Maintenance of Plant	0	0	0	0	0	0
Pupil Transportation	0	0	0	0	0	0
Central	0	2,905	0	1,043	0	0
Operation of Non-Instructional Services	0	0	0	0	0	0
Extracurricular Activities	0	2,255	0	0	0	0
Total Expenditures	0	364,027	0	335,964	6,402	0
Excess of Revenues Over (Under) Expenditures	0	3,408	0	32,263	0	0
<u>Other Financing Sources :</u>						
Transfers In	0	5,446	0	0	0	0
Total Other Financing Sources	0	5,446	0	0	0	0
Net Change in Fund Balances	0	8,854	0	32,263	0	0
Fund Balances (Deficits) at Beginning of Year	2,772	(8,854)	10,914	28,810	(197)	5
Fund Balances (Deficits) at End of Year	\$2,772	\$0	\$10,914	\$61,073	(\$197)	\$5

Title I	Drug Free Schools Program	Preschool Grant	Title VI-R	Miscellaneous Federal Grants	Total Nonmajor Special Revenue Funds
\$149,438	\$0	\$2,261	\$29,677	\$0	\$1,008,092
0	0	0	0	0	248,845
0	0	0	0	0	596,836
0	0	0	0	0	48,551
0	0	0	0	0	15,486
<u>149,438</u>	<u>0</u>	<u>2,261</u>	<u>29,677</u>	<u>0</u>	<u>1,917,810</u>
5,323	0	0	0	0	295,155
129,423	0	2,261	29,591	0	475,103
0	0	0	0	0	77,214
0	0	0	0	0	73,261
6,751	0	0	0	0	31,140
0	0	0	0	0	0
0	0	0	0	0	0
0	0	0	0	0	24,158
0	0	0	0	0	719,831
0	0	0	0	0	301,207
<u>141,497</u>	<u>0</u>	<u>2,261</u>	<u>29,591</u>	<u>0</u>	<u>1,997,069</u>
7,941	0	0	86	0	(79,259)
<u>0</u>	<u>0</u>	<u>0</u>	<u>0</u>	<u>0</u>	<u>5,446</u>
<u>0</u>	<u>0</u>	<u>0</u>	<u>0</u>	<u>0</u>	<u>5,446</u>
7,941	0	0	86	0	(73,813)
<u>15,942</u>	<u>203</u>	<u>0</u>	<u>(724)</u>	<u>3,954</u>	<u>4,289</u>
<u>\$23,883</u>	<u>\$203</u>	<u>\$0</u>	<u>(\$638)</u>	<u>\$3,954</u>	<u>(\$69,524)</u>

OAKWOOD CITY SCHOOL DISTRICT

Combining Balance Sheet

Nonmajor Capital Projects Funds

June 30, 2014

	<u>Permanent Improvement</u>	<u>Harman Playground Project</u>	<u>Total Nonmajor Capital Projects Funds</u>
<u>Assets:</u>			
Equity in Pooled Cash and Cash Equivalents	\$750,876	\$80	\$750,956
Property Taxes Receivable	<u>448,500</u>	<u>0</u>	<u>448,500</u>
<i>Total Assets</i>	<u>\$1,199,376</u>	<u>\$80</u>	<u>\$1,199,456</u>
<u>Liabilities, Deferred Inflows of Resources and Fund Balances:</u>			
<u>Liabilities:</u>			
Contracts Payable	<u>\$118,290</u>	<u>\$0</u>	<u>\$118,290</u>
<i>Total Liabilities</i>	<u>118,290</u>	<u>0</u>	<u>118,290</u>
<u>Deferred Inflows of Resources:</u>			
Property Taxes	<u>443,553</u>	<u>0</u>	<u>443,553</u>
<u>Fund Balances:</u>			
Restricted	<u>637,533</u>	<u>80</u>	<u>637,613</u>
<i>Total Fund Balances</i>	<u>637,533</u>	<u>80</u>	<u>637,613</u>
<i>Total Liabilities, Deferred Inflows of Resources and Fund Balances</i>	<u>\$1,199,376</u>	<u>\$80</u>	<u>\$1,199,456</u>

OAKWOOD CITY SCHOOL DISTRICT
Combining Statement of Revenues, Expenditures and Changes in Fund Balances
Nonmajor Capital Projects Funds
For the Fiscal Year Ended June 30, 2014

	Permanent Improvement	Harman Playground Project	Total Nonmajor Capital Projects Funds
<u>Revenues:</u>			
Property Taxes	\$450,736	\$0	\$450,736
Intergovernmental	72,354	0	72,354
<i>Total Revenues</i>	<u>523,090</u>	<u>0</u>	<u>523,090</u>
<u>Expenditures:</u>			
<i>Current:</i>			
<i>Support Services:</i>			
Fiscal	5,635	0	5,635
Capital Outlay	343,723	0	343,723
<i>Total Expenditures</i>	<u>349,358</u>	<u>0</u>	<u>349,358</u>
<i>Net Change in Fund Balances</i>	173,732	0	173,732
<i>Fund Balances at Beginning of Year</i>	<u>463,801</u>	<u>80</u>	<u>463,881</u>
<i>Fund Balances at End of Year</i>	<u><u>\$637,533</u></u>	<u><u>\$80</u></u>	<u><u>\$637,613</u></u>

OAKWOOD CITY SCHOOL DISTRICT
*Schedule of Revenues, Expenditures, and
 Changes in Fund Balance - Budget and Actual (Budget Basis)*
Bond Retirement Debt Service Fund
For the Fiscal Year Ended June 30, 2014

	<u>Budgeted Amounts</u>		<u>Actual</u>	Variance with Final Budget Positive (Negative)
	<u>Original</u>	<u>Final</u>		<u>Actual</u>
<u>Revenues:</u>				
Property Taxes	\$1,116,876	\$1,116,876	\$2,313,180	\$1,196,304
Intergovernmental	0	1,350,000	157,908	(1,192,092)
<i>Total Revenues</i>	<u>1,116,876</u>	<u>2,466,876</u>	<u>2,471,088</u>	<u>4,212</u>
<u>Expenditures:</u>				
<i>Support Service:</i>				
Fiscal				
Miscellaneous	12,000	12,000	12,302	(302)
<i>Debt Service:</i>				
Principal Retirement	1,595,000	1,945,600	1,965,000	(19,400)
Interest and Fiscal Charges	519,400	519,400	497,876	21,524
<i>Total Expenditures</i>	<u>2,126,400</u>	<u>2,477,000</u>	<u>2,475,178</u>	<u>1,822</u>
Excess of Revenues Over (Under) Expenditures	(1,009,524)	(10,124)	(4,090)	6,034
Fund Balance at Beginning of Year	<u>1,150,162</u>	<u>1,150,162</u>	<u>1,150,162</u>	<u>0</u>
Fund Balance at End of Year	<u>\$140,638</u>	<u>\$1,140,038</u>	<u>\$1,146,072</u>	<u>\$6,034</u>

OAKWOOD CITY SCHOOL DISTRICT
*Schedule of Revenues, Expenditures, and
Changes in Fund Balance - Budget and Actual (Budget Basis)*
Food Service Special Revenue Fund
For the Fiscal Year Ended June 30, 2014

	<u>Budgeted Amounts</u>		<u>Actual</u>	Variance with Final Budget
	<u>Original</u>	<u>Final</u>		Positive (Negative)
<u>Revenues:</u>				
Intergovernmental	\$0	\$36,050	\$36,280	\$230
Customer Sales and Services	0	302,450	304,662	2,212
<i>Total Revenues</i>	<u>0</u>	<u>338,500</u>	<u>340,942</u>	<u>2,442</u>
<u>Expenditures:</u>				
<i>Current:</i>				
<i>Non-Instructional Services:</i>				
Food Service Operations				
Salaries and Wages	104,000	113,425	106,123	7,302
Fringe Benefits	75,100	88,385	82,695	5,690
Purchased Services	1,400	122	114	8
Supplies and Materials	244,200	296,046	279,083	16,963
Capital Outlay Replacement	2,200	117	142	(25)
<i>Total Expenditures</i>	<u>426,900</u>	<u>498,095</u>	<u>468,157</u>	<u>29,938</u>
Excess of Revenues Over (Under) Expenditures	(426,900)	(159,595)	(127,215)	32,380
Fund Balance (Deficit) at Beginning of Year	(457,548)	(457,548)	(457,548)	0
Prior Year Encumbrances Appropriated	48,531	48,531	48,531	0
Fund Balance (Deficit) at End of Year	<u>(\$835,917)</u>	<u>(\$568,612)</u>	<u>(\$536,232)</u>	<u>\$32,380</u>

OAKWOOD CITY SCHOOL DISTRICT
Schedule of Revenues, Expenditures, and
Changes in Fund Balance - Budget and Actual (Budget Basis)
Faculty Special Revenue Fund
For the Fiscal Year Ended June 30, 2014

	Budgeted Amounts		Actual	Variance with Final Budget Positive (Negative)
	Original	Final		
<u>Revenues:</u>				
Extracurricular Activities	\$0	\$4,833	\$3,624	(\$1,209)
Gifts and Donations	0	6,667	5,000	(1,667)
<i>Total Revenues</i>	0	11,500	8,624	(2,876)
<u>Expenditures:</u>				
<i>Current:</i>				
<i>Support Services:</i>				
<i>Central</i>				
Purchased Services	100	1,900	200	1,700
Supplies and Materials	4,300	3,555	4,798	(1,243)
Total Support Services	4,400	5,455	4,998	457
<i>Total Expenditures</i>	4,400	5,455	4,998	457
Excess of Revenues Over (Under) Expenditures	(4,400)	6,045	3,626	(2,419)
Fund Balance at Beginning of Year	70,731	70,731	70,731	0
Prior Year Encumbrances Appropriated	457	457	457	0
Fund Balance at End of Year	\$66,788	\$77,233	\$74,814	(\$2,419)

OAKWOOD CITY SCHOOL DISTRICT
*Schedule of Revenues, Expenditures, and
Changes in Fund Balance - Budget and Actual (Budget Basis)*
Special Rotary Special Revenue Fund
For the Fiscal Year Ended June 30, 2014

	Budgeted Amounts		Actual	Variance with Final Budget Positive (Negative)
	Original	Final		
<u>Revenues:</u>				
Contributions and Donations	\$0	\$7,897	\$7,902	\$5
Miscellaneous	0	12,703	12,711	8
Total Revenues	0	20,600	20,613	13
<u>Expenditures:</u>				
<i>Current:</i>				
<i>Support Services:</i>				
Instructional Staff				
Purchased Services	25,944	8,482	7,200	1,282
Supplies and Materials	2,494	815	692	123
Total Support Services	28,438	9,297	7,892	1,405
<i>Non-Instructional Services:</i>				
Community Services				
Purchased Services	8,897	2,909	2,469	440
Supplies and Materials	5,369	1,755	1,490	265
Total Non-Instructional Services	14,266	4,664	3,959	705
<i>Extracurricular Activities:</i>				
Academic Oriented Activities				
Salaries	2,703	884	750	134
Supplies and Materials	1,928	3,364	3,269	95
Total Academic Oriented Activities	4,631	4,248	4,019	229
School and Public Service Activities				
Fringe Benefits	13	40	11	29
Purchased Services	984	2,962	838	2,124
Supplies and Materials	544	1,665	462	1,203
Total School and Public Service Activities	1,541	4,667	1,311	3,356
Total Extracurricular Activities	6,172	8,915	5,330	3,585
Total Expenditures	48,876	22,876	17,181	5,695
Excess of Revenues Over (Under) Expenditures	(48,876)	(2,276)	3,432	5,708
Fund Balance at Beginning of Year	8,639	8,639	8,639	0
Prior Year Encumbrances Appropriated	2,406	2,406	2,406	0
Fund Balance (Deficit) at End of Year	(\$37,831)	\$8,769	\$14,477	\$5,708

OAKWOOD CITY SCHOOL DISTRICT
*Schedule of Revenues, Expenditures, and
Changes in Fund Balance - Budget and Actual (Budget Basis)*
Career Education Special Revenue Fund
For the Fiscal Year Ended June 30, 2014

	Budgeted Amounts		Actual	Variance with Final Budget Positive (Negative)
	Original	Final		
<u>Revenues:</u>				
Contributions and Donations	\$0	\$35,000	\$35,649	\$649
<i>Total Revenues</i>	0	35,000	35,649	649
<u>Expenditures:</u>				
<i>Current:</i>				
<i>Instruction:</i>				
<i>Regular</i>				
Purchased Services	7,505	7,093	7,000	93
Materials and Supplies	15,747	15,381	15,185	196
Capital Outlay	10,495	10,211	10,080	131
Total Instruction	33,747	32,685	32,265	420
<i>Extracurricular Activities:</i>				
<i>Academic Oriented Activities</i>				
Purchased Services	4,824	4,560	4,500	60
Materials and Supplies	2,537	2,398	2,366	32
Other	31,893	30,146	29,749	397
Total Extracurricular Activities	39,254	37,104	36,615	489
Total Expenditures	73,001	69,789	68,880	909
Excess of Revenues Over (Under) Expenditures	(73,001)	(34,789)	(33,231)	1,558
Fund Balance at Beginning of Year	43,113	43,113	43,113	0
Prior Year Encumbrances Appropriated	2,955	2,955	2,955	0
Fund Balance (Deficit) at End of Year	(\$26,933)	\$11,279	\$12,837	\$1,558

OAKWOOD CITY SCHOOL DISTRICT
*Schedule of Revenues, Expenditures, and
Changes in Fund Balance - Budget and Actual (Budget Basis)
Latchkey Special Revenue Fund
For the Fiscal Year Ended June 30, 2014*

	<u>Budgeted Amounts</u>		<u>Actual</u>	Variance with Final Budget Positive (Negative)
	<u>Original</u>	<u>Final</u>		<u>Actual</u>
<u>Revenues:</u>				
Charges for Services	\$0	\$264,000	\$292,174	\$28,174
<u>Expenditures:</u>				
<i>Current:</i>				
<i>Non-Instructional Services:</i>				
Food Service Operations				
Salaries and Wages	614	542	426	116
Fringe Benefits	0	0	6	(6)
Supplies and Materials	3,392	4,555	3,935	620
Total Food Service Operations	<u>4,006</u>	<u>5,097</u>	<u>4,367</u>	<u>730</u>
Community Services				
Purchased Services	318,995	338,370	279,477	58,893
Total Non-Instructional Services	<u>323,001</u>	<u>343,467</u>	<u>283,844</u>	<u>59,623</u>
<i>Total Expenditures</i>	<u>323,001</u>	<u>343,467</u>	<u>283,844</u>	<u>59,623</u>
Excess of Revenues Over (Under) Expenditures	(323,001)	(79,467)	8,330	87,797
Fund Balance at Beginning of Year	165,037	165,037	165,037	0
Prior Year Encumbrances Appropriated	<u>44,685</u>	<u>44,685</u>	<u>44,685</u>	<u>0</u>
Fund Balance (Deficit) at End of Year	<u>(\$113,279)</u>	<u>\$130,255</u>	<u>\$218,052</u>	<u>\$87,797</u>

OAKWOOD CITY SCHOOL DISTRICT
*Schedule of Revenues, Expenditures, and
 Changes in Fund Balance - Budget and Actual (Budget Basis)*
Library Automation System Special Revenue Fund
For the Fiscal Year Ended June 30, 2014

	Budgeted Amounts		Actual	Variance with Final Budget Positive (Negative)
	Original	Final		
<u>Revenues</u>	\$0	\$0	\$0	\$0
<u>Expenditures</u>	0	0	0	0
Excess of Revenues Over (Under) Expenditures	0	0	0	0
Fund Balance at Beginning of Year	566	566	566	0
Fund Balance at End of Year	\$566	\$566	\$566	\$0

OAKWOOD CITY SCHOOL DISTRICT
*Schedule of Revenues, Expenditures, and
Changes in Fund Balance - Budget and Actual (Budget Basis)
District Managed Activities Special Revenue Fund
For the Fiscal Year Ended June 30, 2014*

	Budgeted Amounts		Actual	Variance with Final Budget Positive (Negative)
	Original	Final		
<u>Revenues:</u>				
Extracurricular Activities	\$0	\$241,270	\$245,221	\$3,951
Miscellaneous	0	2,730	2,775	45
<i>Total Revenues</i>	0	244,000	247,996	3,996
<u>Expenditures:</u>				
<i>Current:</i>				
<i>Extracurricular Activities:</i>				
<i>Sport Oriented Activities</i>				
Salaries and Wages	2,410	2,556	2,451	105
Purchased Services	112,586	122,235	117,322	4,913
Supplies and Materials	139,090	155,843	149,771	6,072
Capital Outlay	9,914	10,517	10,084	433
Total Extracurricular Activities	264,000	291,151	279,628	11,523
<i>Total Expenditures</i>	264,000	291,151	279,628	11,523
Excess of Revenues Over (Under) Expenditures	(264,000)	(47,151)	(31,632)	15,519
Fund Balance at Beginning of Year	10,130	10,130	10,130	0
Prior Year Encumbrances Appropriated	12,650	12,650	12,650	0
Fund Balance (Deficit) at End of Year	(\$241,220)	(\$24,371)	(\$8,852)	\$15,519

OAKWOOD CITY SCHOOL DISTRICT
Schedule of Revenues, Expenditures, and
Changes in Fund Balance - Budget and Actual (Budget Basis)
Hillel Auxiliary Services Special Revenue Fund
For the Fiscal Year Ended June 30, 2014

	<u>Budgeted Amounts</u>		<u>Actual</u>	<u>Variance with Final Budget Positive (Negative)</u>
	<u>Original</u>	<u>Final</u>		
<u>Revenues:</u>				
Intergovernmental	\$0	\$0	\$26,460	\$26,460
<u>Expenditures:</u>				
<i>Current:</i>				
<i>Instruction:</i>				
<i>Regular</i>				
Supplies and Materials	1,343	2,441	2,399	42
Capital Outlay	59,657	40,097	38,233	1,864
<i>Total Expenditures</i>	<u>61,000</u>	<u>42,538</u>	<u>40,632</u>	<u>1,906</u>
Excess of Revenues Over (Under) Expenditures	(61,000)	(42,538)	(14,172)	28,366
Fund Balance at Beginning of Year	633	633	633	0
Prior Year Encumbrances Appropriated	<u>26,807</u>	<u>26,807</u>	<u>26,807</u>	<u>0</u>
Fund Balance (Deficit) at End of Year	<u>(\$33,560)</u>	<u>(\$15,098)</u>	<u>\$13,268</u>	<u>\$28,366</u>

OAKWOOD CITY SCHOOL DISTRICT
*Schedule of Revenues, Expenditures, and
 Changes in Fund Balance - Budget and Actual (Budget Basis)*
Local Professional Development Special Revenue Fund
For the Fiscal Year Ended June 30, 2014

	Budgeted Amounts		Actual	Variance with Final Budget Positive (Negative)
	Original	Final		
<u>Revenues</u>	\$0	\$0	\$0	\$0
<u>Expenditures</u>	0	0	0	0
Excess of Revenues Over (Under) Expenditures	0	0	0	0
Fund Balance at Beginning of Year	363	363	363	0
Fund Balance at End of Year	\$363	\$363	\$363	\$0

OAKWOOD CITY SCHOOL DISTRICT
*Schedule of Revenues, Expenditures, and
 Changes in Fund Balance - Budget and Actual (Budget Basis)*
Education Management Information Systems Special Revenue Fund
For the Fiscal Year Ended June 30, 2014

	Budgeted Amounts		Actual	Variance with Final Budget Positive (Negative)
	Original	Final		
<u>Revenues</u>	\$0	\$0	\$0	\$0
<u>Expenditures</u>	0	0	0	0
Excess of Revenues Over (Under) Expenditures	0	0	0	0
Fund Balance at Beginning of Year	9,486	9,486	9,486	0
Fund Balance at End of Year	<u>\$9,486</u>	<u>\$9,486</u>	<u>\$9,486</u>	<u>\$0</u>

OAKWOOD CITY SCHOOL DISTRICT
*Schedule of Revenues, Expenditures, and
 Changes in Fund Balance - Budget and Actual (Budget Basis)*
Entry Year Program Special Revenue Fund
For the Fiscal Year Ended June 30, 2014

	Budgeted Amounts		Actual	Variance with Final Budget Positive (Negative)
	Original	Final		
<u>Revenues</u>	\$0	\$0	\$0	\$0
<u>Expenditures</u>	0	0	0	0
Excess of Revenues Over (Under) Expenditures	0	0	0	0
Fund Balance at Beginning Of Year	1,945	1,945	1,945	0
Fund Balance at End of Year	\$1,945	\$1,945	\$1,945	\$0

OAKWOOD CITY SCHOOL DISTRICT
*Schedule of Revenues, Expenditures, and
 Changes in Fund Balance - Budget and Actual (Budget Basis)*
SchoolNet OneNet Special Revenue Fund
For the Fiscal Year Ended June 30, 2014

	<u>Budgeted Amounts</u>		<u>Actual</u>	<u>Variance with Final Budget Positive (Negative)</u>
	<u>Original</u>	<u>Final</u>		
<u>Revenues:</u>				
Intergovernmental	\$0	\$9,000	\$9,000	\$0
<u>Expenditures:</u>				
<i>Current:</i>				
<i>Support Services:</i>				
Central				
Purchased Services	15,600	16,000	15,538	462
<i>Total Expenditures</i>	<u>15,600</u>	<u>16,000</u>	<u>15,538</u>	<u>462</u>
Excess of Revenues Over (Under) Expenditures	(15,600)	(7,000)	(6,538)	462
Fund Balance (Deficit) at Beginning Of Year	<u>(12,417)</u>	<u>(12,417)</u>	<u>(12,417)</u>	<u>0</u>
Fund Balance (Deficit) at End of Year	<u><u>(\$28,017)</u></u>	<u><u>(\$19,417)</u></u>	<u><u>(\$18,955)</u></u>	<u><u>\$462</u></u>

OAKWOOD CITY SCHOOL DISTRICT
*Schedule of Revenues, Expenditures, and
 Changes in Fund Balance - Budget and Actual (Budget Basis)*
Ohio SchoolNet Professional Development Special Revenue Fund
For the Fiscal Year Ended June 30, 2014

	Budgeted Amounts		Actual	Variance with Final Budget Positive (Negative)
	Original	Final		
<u>Revenues</u>	\$0	\$0	\$0	\$0
<u>Expenditures</u>	0	0	0	0
Excess of Revenues Over (Under) Expenditures	0	0	0	0
Fund Balance at Beginning of Year	359	359	359	0
Fund Balance at End of Year	\$359	\$359	\$359	\$0

OAKWOOD CITY SCHOOL DISTRICT
*Schedule of Revenues, Expenditures, and
 Changes in Fund Balance - Budget and Actual (Budget Basis)*
Ohio Reads Special Revenue Fund
For the Fiscal Year Ended June 30, 2014

	Budgeted Amounts		Actual	Variance with Final Budget Positive (Negative)
	Original	Final		
<u>Revenues</u>	\$0	\$0	\$0	\$0
<u>Expenditures</u>	0	0	0	0
Excess of Revenues Over/(Under) Expenditures	0	0	0	0
Fund Balance at Beginning of Year	2,051	2,051	2,051	0
Fund Balance at End of Year	<u>\$2,051</u>	<u>\$2,051</u>	<u>\$2,051</u>	<u>\$0</u>

OAKWOOD CITY SCHOOL DISTRICT
*Schedule of Revenues, Expenditures, and
 Changes in Fund Balance - Budget and Actual (Budget Basis)
 Summer School Subsidy Special Revenue Fund
 For the Fiscal Year Ended June 30, 2014*

	Budgeted Amounts		Actual	Variance with Final Budget Positive (Negative)
	Original	Final		
<u>Revenues</u>	\$0	\$0	\$0	\$0
<u>Expenditures</u>	0	0	0	0
Excess of Revenues Over (Under) Expenditures	0	0	0	0
Fund Balance at Beginning of Year	2,271	2,271	2,271	0
Fund Balance at End of Year	<u>\$2,271</u>	<u>\$2,271</u>	<u>\$2,271</u>	<u>\$0</u>

OAKWOOD CITY SCHOOL DISTRICT
*Schedule of Revenues, Expenditures, and
 Changes in Fund Balance - Budget and Actual (Budget Basis)*
Emergency Repairs Grant Special Revenue Fund
For the Fiscal Year Ended June 30, 2014

	Budgeted Amounts		Actual	Variance with Final Budget Positive (Negative)
	Original	Final		
<u>Revenues</u>	\$0	\$0	\$0	\$0
<u>Expenditures</u>	0	0	0	0
Excess of Revenues Over (Under) Expenditures	0	0	0	0
Fund Balance at Beginning of Year	691	691	691	0
Fund Balance at End of Year	<u>\$691</u>	<u>\$691</u>	<u>\$691</u>	<u>\$0</u>

OAKWOOD CITY SCHOOL DISTRICT
*Schedule of Revenues, Expenditures, and
 Changes in Fund Balance - Budget and Actual (Budget Basis)*
Miscellaneous State Grants Special Revenue Fund
For the Fiscal Year Ended June 30, 2014

	Budgeted Amounts		Actual	Variance with Final Budget Positive (Negative)
	Original	Final		
<u>Revenues</u>	\$0	\$0	\$0	\$0
<u>Expenditures</u>	0	0	0	0
Excess of Revenues Over (Under) Expenditures	0	0	0	0
Fund Balance at Beginning of Year	2,772	2,772	2,772	0
Fund Balance at End of Year	\$2,772	\$2,772	\$2,772	\$0

OAKWOOD CITY SCHOOL DISTRICT
Schedule of Revenues, Expenditures, and
Changes in Fund Balance - Budget and Actual (Budget Basis)
Race to the Top Grant Special Revenue Fund
For the Fiscal Year Ended June 30, 2014

	Budgeted Amounts		Actual	Variance with Final Budget Positive (Negative)
	Original	Final		
<u>Revenues:</u>				
Intergovernmental	\$0	\$372,000	\$367,435	(\$4,565)
<u>Expenditures:</u>				
<i>Current:</i>				
<i>Instruction:</i>				
<i>Regular</i>				
Salaries and Wages	145,885	201,487	200,946	541
Purchased Services	14,127	19,511	19,459	52
Total Regular	160,012	220,998	220,405	593
<i>Special</i>				
Salaries and Wages	27,816	38,417	38,314	103
Total Instruction	187,828	259,415	258,719	696
<i>Support Services:</i>				
<i>Pupils</i>				
Salaries	12,928	17,855	17,807	48
Total Pupils	12,928	17,855	17,807	48
<i>Instructional Staff</i>				
Salaries	38,666	53,403	53,260	143
Fringe Benefits	490	677	675	2
Purchased Services	6,126	8,461	8,438	23
Supplies and Materials	2,158	2,980	2,972	8
Total Instructional Staff	47,440	65,521	65,345	176
<i>Administration</i>				
Salaries	13,058	18,035	17,987	48
Total Administration	13,058	18,035	17,987	48
<i>Central</i>				
Purchased Services	987	1,364	1,360	4
Supplies and Materials	1,122	1,549	1,545	4
Total Central	2,109	2,913	2,905	8
Total Support Services	75,535	104,324	104,044	280
<i>Extracurricular Activities:</i>				
<i>Sport Oriented Activities</i>				
Salaries	1,637	2,261	2,255	6
Total Expenditures	265,000	366,000	365,018	982
Excess of Revenues Over (Under) Expenditures	(265,000)	6,000	2,417	(3,583)

(Continued)

OAKWOOD CITY SCHOOL DISTRICT
Schedule of Revenues, Expenditures, and
Changes in Fund Balance - Budget and Actual (Budget Basis)
Race to the Top Grant Special Revenue Fund
For the Fiscal Year Ended June 30, 2014

	<u>Budgeted Amounts</u>			Variance with Final Budget Positive (Negative)
	<u>Original</u>	<u>Final</u>	<u>Actual</u>	
<u>Other Financing Sources:</u>				
Transfers In	0	0	5,446	5,446
<i>Total Other Financing Sources</i>	<u>0</u>	<u>0</u>	<u>5,446</u>	<u>5,446</u>
Excess of Revenues and Other Financing Sources Over (Under) Expenditures	(265,000)	6,000	7,863	1,863
Fund Balance (Deficit) at Beginning of Year	<u>(7,863)</u>	<u>(7,863)</u>	<u>(7,863)</u>	<u>0</u>
Fund Balance (Deficit) at End of Year	<u>(\$272,863)</u>	<u>(\$1,863)</u>	<u>\$0</u>	<u>\$1,863</u>

OAKWOOD CITY SCHOOL DISTRICT
*Schedule of Revenues, Expenditures, and
 Changes in Fund Balance - Budget and Actual (Budget Basis)*
Impact Aid Special Revenue Fund
For the Fiscal Year Ended June 30, 2014

	<u>Budgeted Amounts</u>		<u>Actual</u>	Variance with Final Budget
	<u>Original</u>	<u>Final</u>		Positive (Negative)
<u>Revenues</u>				
Intergovernmental	\$0	\$0	\$0	\$0
<u>Expenditures</u>	0	0	0	0
Excess of Revenues Over (Under) Expenditures	0	0	0	0
Fund Balance at Beginning of Year	10,914	10,914	10,914	0
Fund Balance at End of Year	<u>\$10,914</u>	<u>\$10,914</u>	<u>\$10,914</u>	<u>\$0</u>

OAKWOOD CITY SCHOOL DISTRICT
*Schedule of Revenues, Expenditures, and
Changes in Fund Balance - Budget and Actual (Budget Basis)*
Title VI-B Special Revenue Fund
For the Fiscal Year Ended June 30, 2014

	<u>Budgeted Amounts</u>		<u>Actual</u>	<u>Variance with Final Budget Positive (Negative)</u>
	<u>Original</u>	<u>Final</u>		
<u>Revenues:</u>				
Intergovernmental	\$0	\$369,000	\$369,819	\$819
<u>Expenditures:</u>				
<i>Current:</i>				
<i>Instruction:</i>				
Special				
Salaries and Wages	125,414	247,510	245,400	2,110
Fringe Benefits	14,563	28,741	28,496	245
Purchased Services	16,925	33,403	33,118	285
Supplies and Materials	827	4,313	4,299	14
Total Instruction	<u>157,729</u>	<u>313,967</u>	<u>311,313</u>	<u>2,654</u>
<i>Support Services:</i>				
Pupil				
Salaries and Wages	17,044	33,637	33,350	287
Fringe Benefits	13,694	27,025	26,795	230
Total Pupil	<u>30,738</u>	<u>60,662</u>	<u>60,145</u>	<u>517</u>
Central				
Fringe Benefits	533	1,052	1,043	9
Total Support Services	<u>31,271</u>	<u>61,714</u>	<u>61,188</u>	<u>526</u>
Total Expenditures	<u>189,000</u>	<u>375,681</u>	<u>372,501</u>	<u>3,180</u>
Excess of Revenues Over (Under) Expenditures	(189,000)	(6,681)	(2,682)	3,999
Fund Balance at Beginning of Year	<u>6,209</u>	<u>6,209</u>	<u>6,209</u>	<u>0</u>
Fund Balance (Deficit) at End of Year	<u>(\$182,791)</u>	<u>(\$472)</u>	<u>\$3,527</u>	<u>\$3,999</u>

OAKWOOD CITY SCHOOL DISTRICT
*Schedule of Revenues, Expenditures, and
 Changes in Fund Balance - Budget and Actual (Budget Basis)*
Perkins Grant Special Revenue Fund
For the Fiscal Year Ended June 30, 2014

	<u>Budgeted Amounts</u>		<u>Actual</u>	<u>Variance with Final Budget Positive (Negative)</u>
	<u>Original</u>	<u>Final</u>		
<u>Revenues:</u>				
Intergovernmental	\$0	\$6,400	\$6,402	\$2
<u>Expenditures:</u>	0	0	0	0
Excess of Revenues Over (Under) Expenditures	0	6,400	6,402	2
Fund Balance (Deficit) at Beginning of Year	(197)	(197)	(197)	0
Fund Balance (Deficit) at End of Year	<u>(\$197)</u>	<u>\$6,203</u>	<u>\$6,205</u>	<u>\$2</u>

OAKWOOD CITY SCHOOL DISTRICT
*Schedule of Revenues, Expenditures, and
 Changes in Fund Balance - Budget and Actual (Budget Basis)*
Title III Special Revenue Fund
For the Fiscal Year Ended June 30, 2014

	Budgeted Amounts		Actual	Variance with Final Budget Positive (Negative)
	Original	Final		
<u>Revenues</u>	\$0	\$0	\$0	\$0
<u>Expenditures:</u>	0	0	0	0
Excess of Revenues Over (Under) Expenditures	0	0	0	0
Fund Balance at Beginning of Year	5	5	5	0
Fund Balance (Deficit) at End of Year	\$5	\$5	\$5	\$0

OAKWOOD CITY SCHOOL DISTRICT
Schedule of Revenues, Expenditures, and
Changes in Fund Balance - Budget and Actual (Budget Basis)
Title I Special Revenue Fund
For the Fiscal Year Ended June 30, 2014

	<u>Budgeted Amounts</u>		<u>Actual</u>	<u>Variance with Final Budget Positive (Negative)</u>
	<u>Original</u>	<u>Final</u>		
<u>Revenues:</u>				
Intergovernmental	\$0	\$142,000	\$142,541	\$541
<u>Expenditures:</u>				
<i>Current:</i>				
<i>Instruction:</i>				
<i>Regular</i>				
Supplies and Materials	3,490	5,328	5,323	5
<i>Special</i>				
Salaries and Wages	64,893	99,084	98,989	95
Fringe Benefits	20,192	30,832	30,801	31
Total Special	85,085	129,916	129,790	126
Total Instruction	88,575	135,244	135,113	131
<i>Support Services:</i>				
<i>Administration</i>				
Salaries	6,757	6,757	6,751	6
Total Expenditures	95,332	142,001	141,864	137
Excess of Revenues Over (Under) Expenditures	(95,332)	(1)	677	678
Fund Balance at Beginning of Year	6,236	6,236	6,236	0
Prior Year Encumbrances Appropriated	391	391	391	0
Fund Balance (Deficit) at End of Year	(\$88,705)	\$6,626	\$7,304	\$678

OAKWOOD CITY SCHOOL DISTRICT
*Schedule of Revenues, Expenditures, and
 Changes in Fund Balance - Budget and Actual (Budget Basis)*
Drug Free Schools Program Special Revenue Fund
For the Fiscal Year Ended June 30, 2014

	Budgeted Amounts		Actual	Variance with Final Budget Positive (Negative)
	Original	Final		
<u>Revenues</u>	\$0	\$0	\$0	\$0
<u>Expenditures</u>	0	0	0	0
Excess of Revenues Over (Under) Expenditures	0	0	0	0
Fund Balance at Beginning of Year	203	203	203	0
Fund Balance at End of Year	<u>\$203</u>	<u>\$203</u>	<u>\$203</u>	<u>\$0</u>

OAKWOOD CITY SCHOOL DISTRICT
*Schedule of Revenues, Expenditures, and
 Changes in Fund Balance - Budget and Actual (Budget Basis)*
Preschool Grant Special Revenue Fund
For the Fiscal Year Ended June 30, 2014

	<u>Budgeted Amounts</u>		<u>Actual</u>	Variance with
	<u>Original</u>	<u>Final</u>		Final Budget Positive (Negative)
<u>Revenues</u>				
Intergovernmental	\$0	\$4,600	\$4,686	\$86
<u>Expenditures:</u>				
<i>Current:</i>				
<i>Instruction:</i>				
<i>Special</i>				
Purchased Services	0	4,700	4,686	14
<i>Total Expenditures</i>	<u>0</u>	<u>4,700</u>	<u>4,686</u>	<u>14</u>
Excess of Revenues Over (Under) Expenditures	0	(100)	0	100
Fund Balance at Beginning of Year	<u>0</u>	<u>0</u>	<u>0</u>	<u>0</u>
Fund Balance (Deficit) at End of Year	<u>\$0</u>	<u>(\$100)</u>	<u>\$0</u>	<u>\$100</u>

OAKWOOD CITY SCHOOL DISTRICT
*Schedule of Revenues, Expenditures, and
 Changes in Fund Balance - Budget and Actual (Budget Basis)*
Title VI-R Special Revenue Fund
For the Fiscal Year Ended June 30, 2014

	<u>Budgeted Amounts</u>		<u>Actual</u>	<u>Variance with Final Budget Positive (Negative)</u>
	<u>Original</u>	<u>Final</u>		
<u>Revenues:</u>				
Intergovernmental	\$0	\$29,600	\$29,677	\$77
<u>Expenditures:</u>				
<i>Current:</i>				
<i>Instruction:</i>				
<i>Special</i>				
Salaries and Wages	31,400	30,000	29,717	283
<i>Total Expenditures</i>	<u>31,400</u>	<u>30,000</u>	<u>29,717</u>	<u>283</u>
Excess of Revenues Over (Under) Expenditures	(31,400)	(400)	(40)	360
Fund Balance (Deficit) at Beginning of Year	<u>(598)</u>	<u>(598)</u>	<u>(598)</u>	<u>0</u>
Fund Balance (Deficit) at End of Year	<u><u>(\$31,998)</u></u>	<u><u>(\$998)</u></u>	<u><u>(\$638)</u></u>	<u><u>\$360</u></u>

OAKWOOD CITY SCHOOL DISTRICT
*Schedule of Revenues, Expenditures, and
 Changes in Fund Balance - Budget and Actual (Budget Basis)*
Miscellaneous Federal Grants Special Revenue Fund
For the Fiscal Year Ended June 30, 2014

	Budgeted Amounts		Actual	Variance with Final Budget Positive (Negative)
	Original	Final		
<u>Revenues</u>	\$0	\$0	\$0	\$0
<u>Expenditures</u>	0	0	0	0
Excess of Revenues Over (Under) Expenditures	0	0	0	0
Fund Balance at Beginning of Year	3,954	3,954	3,954	0
Fund Balance at End of Year	<u>\$3,954</u>	<u>\$3,954</u>	<u>\$3,954</u>	<u>\$0</u>

OAKWOOD CITY SCHOOL DISTRICT
Schedule of Revenues, Expenditures, and
Changes in Fund Balance- Budget and Actual (Budget Basis)
Permanent Improvement Capital Projects Fund
For the Fiscal Year Ended June 30, 2014

	Budgeted Amounts		Actual	Variance with Final Budget Positive (Negative)
	Original	Final		
<u>Revenues:</u>				
Property Taxes	\$511,546	\$511,546	\$461,251	(\$50,295)
Intergovernmental	0	0	72,354	72,354
<i>Total Revenues</i>	511,546	511,546	533,605	22,059
<u>Expenditures:</u>				
<i>Current:</i>				
<i>Support Services:</i>				
<i>Fiscal</i>				
Other	5,700	9,735	5,633	4,102
<i>Total Support Services</i>	5,700	9,735	5,633	4,102
<i>Capital Outlay:</i>				
<i>Building Improvement Services</i>				
Purchased Services	240,000	401,372	252,767	148,605
Materials and Supplies	12,400	3,223	1,920	1,303
Capital Outlay	99,000	150,564	136,113	14,451
<i>Total Building Improvement Services</i>	351,400	555,159	390,800	164,359
<i>Total Capital Outlay</i>	351,400	555,159	390,800	164,359
<i>Total Expenditures</i>	357,100	564,894	396,433	168,461
Excess of Revenues Over (Under) Expenditures	154,446	(53,348)	137,172	190,520
Fund Balance at Beginning of Year	423,316	423,316	423,316	0
Prior Year Encumbrances Appropriated	25,500	25,500	25,500	0
Fund Balance at End of Year	\$603,262	\$395,468	\$585,988	\$190,520

OAKWOOD CITY SCHOOL DISTRICT
*Schedule of Revenues, Expenditures, and
 Changes in Fund Balance - Budget and Actual (Budget Basis)
 Harman Playground Project Capital Projects Fund
 For the Fiscal Year Ended June 30, 2014*

	<u>Budgeted Amounts</u>		<u>Actual</u>	<u>Variance with Final Budget Positive (Negative)</u>
	<u>Original</u>	<u>Final</u>		
<u>Revenues</u>	<u>\$0</u>	<u>\$0</u>	<u>\$0</u>	<u>\$0</u>
<u>Expenditures</u>	<u>0</u>	<u>0</u>	<u>0</u>	<u>0</u>
Excess of Revenues Over (Under) Expenditures	0	0	0	0
Fund Balance at Beginning of Year	<u>80</u>	<u>80</u>	<u>80</u>	<u>0</u>
Fund Balance at End of Year	<u><u>\$80</u></u>	<u><u>\$80</u></u>	<u><u>\$80</u></u>	<u><u>\$0</u></u>

OAKWOOD CITY SCHOOL DISTRICT
*Schedule of Revenues, Expenditures, and
 Changes in Fund Balance - Budget and Actual (Budget Basis)*
Scholarship Permanent Fund
For the Fiscal Year Ended June 30, 2014

	<u>Budgeted Amounts</u>		<u>Actual</u>	<u>Variance with Final Budget Positive (Negative)</u>
	<u>Original</u>	<u>Final</u>		
<u>Revenues:</u>				
Interest	\$0	\$0	\$17	\$17
Contributions and Donations	0	1,000	1,000	0
<i>Total Revenues</i>	<u>0</u>	<u>1,000</u>	<u>1,017</u>	<u>17</u>
<u>Expenditures:</u>				
<i>Current:</i>				
<i>Extracurricular Activities:</i>				
Academic Oriented Activities				
Other	2,200	500	500	0
<i>Total Expenditures</i>	<u>2,200</u>	<u>500</u>	<u>500</u>	<u>0</u>
Excess of Revenues Over (Under) Expenditures	(2,200)	500	517	17
Fund Balance at Beginning of Year	<u>131,898</u>	<u>131,898</u>	<u>131,898</u>	<u>0</u>
Fund Balance at End of Year	<u><u>\$129,698</u></u>	<u><u>\$132,398</u></u>	<u><u>\$132,415</u></u>	<u><u>\$17</u></u>

OAKWOOD CITY SCHOOL DISTRICT
*Schedule of Revenues, Expenditures, and
 Changes in Fund Balance - Budget and Actual (Budget Basis)
 Uniform School Supplies Fund
 For the Fiscal Year Ended June 30, 2014*

	<u>Budgeted Amounts</u>			Variance with Final Budget Positive (Negative)
	<u>Original</u>	<u>Final</u>	<u>Actual</u>	
<u>Revenues:</u>				
Tuition and Fees	\$0	\$122,200	\$122,248	\$48
<u>Expenditures:</u>				
<i>Current:</i>				
<i>Instruction:</i>				
<i>Regular</i>				
Purchased Services	5,500	5,145	5,670	(525)
Supplies and Materials	176,500	200,138	171,915	28,223
<i>Total Expenditures</i>	<u>182,000</u>	<u>205,283</u>	<u>177,585</u>	<u>27,698</u>
Excess of Revenues Over (Under) Expenditures	(182,000)	(83,083)	(55,337)	27,746
Fund Balance at Beginning of Year	48,963	48,963	48,963	0
Prior Year Encumbrances Appropriated	<u>24,914</u>	<u>24,914</u>	<u>24,914</u>	<u>0</u>
Fund Balance (Deficit) at End of Year	<u>(\$108,123)</u>	<u>(\$9,206)</u>	<u>\$18,540</u>	<u>\$27,746</u>

OAKWOOD CITY SCHOOL DISTRICT
Schedule of Revenues, Expenditures, and
Changes in Fund Balance - Budget and Actual (Budget Basis)
Public School Support Fund
For the Fiscal Year Ended June 30, 2014

	Budgeted Amounts		Actual	Variance with Final Budget Positive (Negative)
	Original	Final		
<u>Revenues:</u>				
Extracurricular Activities	\$0	\$48,735	\$49,298	\$563
Contributions and Donations	0	8,704	8,805	101
Miscellaneous	0	10,561	10,683	122
<i>Total Revenues</i>	0	68,000	68,786	786
<u>Expenditures:</u>				
<i>Current:</i>				
<i>Instruction:</i>				
Regular				
Materials and Supplies	393	363	348	15
<i>Support Services:</i>				
Instructional Staff				
Materials and Supplies	1,871	1,730	1,658	72
Administration				
Purchased Services	10,537	9,747	9,339	408
Materials and Supplies	1,212	1,121	1,074	47
Total Administration	11,749	10,868	10,413	455
Total Support Services	13,620	12,598	12,071	527
<i>Extracurricular Activities:</i>				
Academic Oriented Activities				
Purchased Services	33,529	31,214	29,917	1,297
Materials and Supplies	28,916	29,173	28,054	1,119
Capital Outlay	1,866	1,726	1,654	72
Total Academic Oriented Activities	64,311	62,113	59,625	2,488
School and Public Service Co-Curricular Activities				
Purchased Services	1,266	1,171	1,122	49
Materials and Supplies	411	380	364	16
Total School and Public Service Co-Curricular Activities	1,677	1,551	1,486	65
Total Extracurricular Activities	65,988	63,664	61,111	2,553
Total Expenditures	80,001	76,625	73,530	3,095
Excess of Revenues Over (Under) Expenditures	(80,001)	(8,625)	(4,744)	3,881
<u>Other Financing Sources:</u>				
Transfers In	0	3,000	3,027	27
<i>Total Other Financing Sources (Uses)</i>	0	3,000	3,027	27
Excess of Revenues and Other Financing Sources Over (Under) Expenditures and Other Financing Uses	(80,001)	(5,625)	(1,717)	3,908
Fund Balance at Beginning of Year	121,256	121,256	121,256	0
Prior Year Encumbrances Appropriated	2,515	2,515	2,515	0
Fund Balance at End of Year	\$43,770	\$118,146	\$122,054	\$3,908

OAKWOOD CITY SCHOOL DISTRICT
*Schedule of Revenues, Expenditures, and
 Changes in Fund Balance - Budget and Actual (Budget Basis)*
Unclaimed Monies Fund
For the Fiscal Year Ended June 30, 2014

	<u>Budgeted Amounts</u>		<u>Actual</u>	<u>Variance with Final Budget Positive (Negative)</u>
	<u>Original</u>	<u>Final</u>		
<u>Revenues:</u>				
Miscellaneous	\$0	\$0	\$2,967	\$2,967
<u>Expenditures</u>	0	0	0	0
Excess of Revenues Over (Under) Expenditures	0	0	2,967	2,967
Fund Balance at Beginning of Year	6,157	6,157	6,157	0
Fund Balance at End of Year	<u>\$6,157</u>	<u>\$6,157</u>	<u>\$9,124</u>	<u>\$2,967</u>

OAKWOOD CITY SCHOOL DISTRICT

Description of Fund

FIDUCIARY FUND

To account for assets held by the School District in trust or as an agent for individuals, private organizations, other governmental units and/or other funds.

Agency Fund


Student Managed Activities

To account for those student activity programs which have student participation in the activity and have student involvement in the management of the program.

OAKWOOD CITY SCHOOL DISTRICT
Statement of Changes in Assets and Liabilities
Agency Fund
For the Fiscal Year Ended June 30, 2014

	<u>July 1, 2013</u> Balance	<u>Additions</u>	<u>Deductions</u>	<u>June 30, 2014</u> Balance
<u>Student Managed Activities Fund</u>				
<u>Assets:</u>				
Equity Pooled in Cash and Cash Equivalents	\$8,634	\$252,716	\$261,350	\$0
<u>Liabilities:</u>				
Due to Students	\$8,634	\$252,716	\$261,350	\$0

STATISTICAL SECTION



**COMPREHENSIVE ANNUAL
FINANCIAL REPORT
FOR THE FISCAL YEAR ENDED JUNE 30, 2014**

**OAKWOOD CITY
SCHOOL DISTRICT**

20 RUBICON ROAD, DAYTON, OHIO 45409

This page intentionally left blank.

Statistical Section

This part of the School District's comprehensive annual financial report presents detailed information as a context for understanding what the information in the financial statements, note disclosures, and required supplementary information says about the School District's overall financial health.

<u>Contents</u>	<u>Page(s)</u>
Financial Trends These schedules contain trend information to help the reader understand how the School District's financial position has changed over time.	114-118
Revenue Capacity These schedules contain information to help the reader understand and assess the factors affecting the School District's ability to generate its most significant local revenue source, the property tax.	119-123
Debt Capacity These schedules present information to help the reader assess the affordability of the School District's current levels of outstanding debt and the School District's ability to issue additional debt in the future.	124-127
Economic and Demographic Information This schedule offers economic and demographic indicators to help the reader understand the environment within which the School District's financial activities take place and to provide information that facilitates comparisons of financial information over time and among governments.	128 - 129
Operating Information These schedules contain service data to help the reader understand how the information in the School District's financial report relates to the services the School District provides and the activities it performs.	130-132

Sources: Unless otherwise noted, the information in these schedules is derived from the comprehensive annual financial reports for the relevant year.

This page intentionally left blank.

OAKWOOD CITY SCHOOL DISTRICT

Net Position by Component

Last Ten Fiscal Years

(accrual basis of accounting)

	2005	2006	2007	2008	2009	2010	2011	2012	2013	2014
Net Investment in Capital Assets	\$2,472,295	\$3,064,845	\$2,651,136	\$2,960,718	\$3,570,898	\$3,837,757	\$4,137,097	\$5,243,544	\$5,215,930	\$5,046,543
<i>Restricted for:</i>										
Debt Service	0	0	1,486,446	1,480,414	269,425	35,144	40,527	1,288,397	1,159,270	1,106,407
Capital Outlay	419,779	9,992	80	667,792	299,011	202,089	305,731	301,387	470,223	643,569
Other Purposes	303,619	181,828	316,856	501,682	294,274	397,222	291,259	343,395	434,086	458,582
<i>Permanent Fund Purpose:</i>										
Expendable	69,659	86,785	108,917	113,201	108,850	111,545	113,602	113,040	111,898	112,415
Nonexpendable	20,000	20,000	20,000	20,000	20,000	20,000	20,000	20,000	20,000	20,000
Unrestricted (Deficit)	<u>(1,703,611)</u>	<u>(2,579,115)</u>	<u>(2,327,627)</u>	<u>(3,047,109)</u>	<u>65,188</u>	<u>(913,961)</u>	<u>(41,663)</u>	<u>(1,426,608)</u>	<u>(2,461,635)</u>	<u>(2,330,986)</u>
Total Net Position	<u>\$1,581,741</u>	<u>\$784,335</u>	<u>\$2,255,808</u>	<u>\$2,696,698</u>	<u>\$4,627,646</u>	<u>\$3,689,796</u>	<u>\$4,866,553</u>	<u>\$5,883,155</u>	<u>\$4,949,772</u>	<u>\$5,056,530</u>

OAKWOOD CITY SCHOOL DISTRICT
Changes in Net Position of Governmental Activities
Last Ten Fiscal Years
(accrual basis of accounting)

	2005	2006	2007	2008	2009	2010	2011	2012	2013	2014
Expenses										
Regular Instruction	\$10,471,342	\$10,987,484	\$11,771,053	\$12,045,633	\$12,019,223	\$12,692,914	\$12,963,822	\$12,203,793	\$13,547,190	\$14,070,836
Special Instruction	1,644,455	2,011,620	2,042,583	2,230,843	2,503,122	2,696,206	2,717,856	2,923,294	2,893,236	3,047,423
Vocational Instruction	0	0	0	0	0	0	2,000	2,247	0	0
Other Instruction	196,976	223,958	203,704	233,939	188,221	223,929	229,988	189,129	176,524	222,490
Pupil Support	1,369,213	1,182,228	1,128,083	1,320,596	1,428,049	1,455,033	1,528,774	1,477,568	1,686,090	1,753,610
Instructional Staff Support	437,259	438,128	204,203	150,673	378,666	501,180	144,308	395,649	300,182	350,612
Board of Education	45,401	20,338	21,586	28,249	22,280	20,540	18,366	22,431	31,136	19,518
Administration	1,552,529	1,598,287	1,611,954	1,789,107	1,836,783	1,879,073	1,815,643	1,911,882	1,991,499	2,021,293
Fiscal	584,718	663,969	635,684	676,569	741,075	677,275	724,974	758,549	749,270	753,603
Business	0	1,129	1,144	9,289	1,199	9,694	1,178	5,420	10,228	5,884
Operation and Maintenance of Plant	1,751,829	1,766,821	1,823,024	1,938,121	2,008,395	2,175,640	2,230,516	2,224,443	2,114,515	2,243,733
Pupil Transportation	83,237	162,013	162,568	181,913	186,332	206,159	230,349	242,416	270,158	303,126
Central	678,047	595,828	560,159	578,211	642,728	611,942	540,287	643,805	549,829	530,238
<i>Operation of Non-Instructional Services:</i>										
Food Services	186,158	274,396	310,474	357,389	357,786	341,737	336,484	394,215	415,697	454,004
Latchkey	182,726	397,346	254,301	221,070	504,208	266,726	299,163	244,396	218,863	266,910
Other	74,614	36,891	37,566	51,885	42,481	48,017	29,695	37,118	33,051	30,780
Extracurricular Activities	767,000	958,697	933,951	988,707	1,039,945	1,026,470	1,045,138	1,024,728	1,044,693	1,072,975
Interest and Fiscal Charges	904,992	900,333	698,437	823,635	782,584	806,630	710,782	585,212	513,537	495,666
Total Expenses	20,930,496	22,219,466	22,400,474	23,625,829	24,683,077	25,639,165	25,569,323	25,286,295	26,545,698	27,642,701
Program Revenues										
<i>Charges for Services:</i>										
Regular Instruction	136,245	152,762	136,583	136,579	151,597	180,885	168,859	243,207	248,380	263,689
Pupil Support	0	23,340	26,336	29,241	28,932	22,482	27,813	0	0	0
Instructional Staff Support	0	0	0	0	0	0	0	0	1,034	0
Administration	0	0	4,389	4,874	5,105	4,496	0	0	1,550	0
Central	5,776	5,769	2,347	4,013	4,604	1,237	6,363	5,218	4,028	3,624
Operation of Food Service	200,172	235,788	248,701	264,882	275,592	277,970	275,008	283,846	296,504	304,662
Operation of Latchkey	255,750	299,334	326,963	353,982	334,890	340,091	295,617	239,025	254,788	292,174
Extracurricular Activities	210,322	250,731	278,544	290,171	275,883	267,782	274,541	300,598	253,138	294,519
<i>Operating Grants and Contributions:</i>										
Regular Instruction	88,102	67,780	394,316	96,286	60,661	1,666,050	1,886,893	263,885	260,409	320,382
Special Instruction	231,917	677,721	413,715	838,511	753,317	678,012	774,687	842,782	648,776	1,378,936
Vocational Instruction	0	0	0	0	0	0	1,538	15,440	0	0
Other Instruction	0	19,317	20,830	20,453	0	13,208	13,307	0	0	0
Pupil Support	18,758	12,808	16,368	11,838	11,987	10,716	44,675	1,067	98,715	77,288
Instructional Staff Support	94,298	59,481	51,709	31,418	22,241	7,145	21,462	243,952	23,402	73,329
Administration	0	0	125	345	312	145,149	151,493	0	20,675	41,051
Fiscal	0	0	0	0	0	0	0	0	5,144	0
Operation and Maintenance of Plant	0	0	0	0	0	223,331	226,126	0	15,431	0
Pupil Transportation	0	38,810	39,264	31,478	16,877	0	0	0	5,143	38,087
Central	28,204	22,391	18,500	44,229	15,000	13,137	11,375	9,000	9,000	14,000
Operation of Food Service	37,593	40,035	35,556	35,692	36,580	15,843	8,562	52,959	50,808	49,192
Operation of Other	1,906	2,449	1,429	2,220	567	3,574	16,679	0	6,545	0
Extracurricular Activities	0	8,958	35,532	23,669	15,420	35,005	19,475	18,343	41,184	20,962

(continued)

OAKWOOD CITY SCHOOL DISTRICT
Changes in Net Position of Governmental Activities (continued)
Last Ten Fiscal Years
(accrual basis of accounting)

	2005	2006	2007	2008	2009	2010	2011	2012	2013	2014
<i>Capital Grants and Contributions:</i>										
Regular Instruction	15,960	0	14,678	0	0	0	0	0	0	0
Pupil Transportation	0	0	0	0	0	0	0	0	0	0
Total Program Revenues	1,325,003	1,917,474	2,065,885	2,219,881	2,009,565	3,906,113	4,224,473	2,519,322	2,244,654	3,171,895
Net Expense	(19,605,493)	(20,301,992)	(20,334,589)	(21,405,948)	(22,673,512)	(21,733,052)	(21,344,850)	(22,766,973)	(24,301,044)	(24,470,806)
General Revenues										
Property Taxes Levied for:										
General Purposes	12,815,177	11,261,724	12,689,406	11,777,883	14,294,084	12,225,885	13,853,109	14,054,315	13,751,931	14,314,278
Capital Outlay	227,242	190,932	214,372	370,535	532,956	464,258	493,864	466,860	448,798	450,350
Debt Service	1,157,466	1,056,363	1,233,169	2,226,347	1,933,728	1,954,829	2,175,823	1,792,487	1,831,059	2,289,378
Grants and Entitlements not										
Restricted to Specific Programs	6,864,276	6,734,165	7,065,011	7,173,234	7,603,176	5,959,461	5,872,141	7,339,837	7,376,647	7,378,297
Gain on Sale of Capital Assets	0	0	0	0	0	0	0	0	0	0
Contributions and Donations	47,534	0	0	0	0	0	0	0	1,000	0
Investment Earnings	113,948	113,830	160,751	186,722	57,197	57,610	3,617	22,849	2,619	881
Miscellaneous	191,763	129,847	443,353	112,117	391,572	133,159	123,053	107,227	182,106	144,380
Total General Revenues	21,417,406	19,486,861	21,806,062	21,846,838	24,812,713	20,795,202	22,521,607	23,783,575	23,594,160	24,577,564
Special Item - Contribution to Permanent Fund	2,968	17,725	0	0	0	0	0	0	0	0
Total General Revenues and Special Item	21,420,374	19,504,586	21,806,062	21,846,838	24,812,713	20,795,202	22,521,607	23,783,575	23,594,160	24,577,564
Change in Net Position	\$1,814,881	(\$797,406)	\$1,471,473	\$440,890	\$2,139,201	(\$937,850)	\$1,176,757	\$1,016,602	(\$706,884)	\$106,758

OAKWOOD CITY SCHOOL DISTRICT
Fund Balances, Governmental Funds
Last Ten Fiscal Years
(modified accrual basis of accounting)

	2005	2006	2007	2008	2009	2010	2011	2012	2013	2014
General Fund										
Reserved	\$1,684,887	\$1,056,368	\$969,673	\$873,939	\$1,351,237	\$1,399,164	\$0	\$0	\$0	\$0
Unreserved	569,718	1,781,836	(2,221,220)	(2,806,424)	(402,520)	(1,356,500)	0	0	0	0
Total General Fund	2,254,605	2,838,204	(1,251,547)	(1,932,485)	948,717	42,664	0	0	0	0
All Other Governmental Funds										
Reserved	1,456,784	793,026	214,811	458,912	278,306	354,502	0	0	0	0
Unreserved, Undesignated, Reported in:										
Special Revenue Funds	(54,376)	(283,870)	51,015	282,466	118,052	87,686	0	0	0	0
Debt Service Funds	(2,766,063)	(3,931,765)	909,613	1,504,723	173,542	0	0	0	0	0
Capital Projects Funds	(877,553)	(886,490)	(182,725)	(561,646)	(497,787)	(411,595)	0	0	0	0
Permanent Funds	69,659	86,785	108,917	113,201	108,850	111,545	0	0	0	0
Total All Other Governmental Funds	(2,171,549)	(4,222,314)	1,101,631	1,797,656	180,963	142,138	0	0	0	0
General Fund										
Nonspendable	0	0	0	0	0	0	6,140	6,143	6,157	9,124
Assigned	0	0	0	0	0	0	1,199,080	1,301,979	1,107,905	0
Unassigned	0	0	0	0	0	0	231,838	(1,497,294)	(1,846,483)	(455,129)
Total General Fund	0	0	0	0	0	0	1,437,058	(189,172)	(732,421)	(446,005)
All Other Governmental Funds										
Nonspendable	0	0	0	0	0	0	20,000	20,000	20,000	20,000
Restricted	0	0	0	0	0	0	384,011	1,951,389	2,008,558	2,149,388
Committed	0	0	0	0	0	0	177,651	172,280	209,339	234,603
Unassigned	0	0	0	0	0	0	(772,845)	(405,357)	(453,908)	(546,614)
Total All Other Governmental Funds	0	0	0	0	0	0	(191,183)	1,738,312	1,783,989	1,857,377
Total Governmental Funds	\$83,056	(\$1,384,110)	(\$149,916)	(\$134,829)	\$1,129,680	\$184,802	\$1,245,875	\$1,549,140	\$1,051,568	\$1,411,372

Note: The School District implemented GASB 54 in 2011.

OAKWOOD CITY SCHOOL DISTRICT
Changes in Fund Balances, Governmental Funds
Last Ten Fiscal Years
(modified accrual basis of accounting)

	2005	2006	2007	2008	2009	2010	2011	2012	2013	2014
Revenues										
Property and Other Local Taxes	\$14,394,329	\$12,567,477	\$14,129,747	\$14,333,837	\$16,504,503	\$14,429,219	\$16,515,171	\$16,704,835	\$16,086,211	\$17,080,817
Intergovernmental	7,368,803	7,635,785	7,893,321	8,328,736	8,501,885	8,658,515	8,950,653	8,533,814	8,440,610	9,333,168
Interest	113,948	113,830	160,751	186,722	57,197	57,610	3,617	22,849	2,619	881
Tuition and Fees	136,245	152,762	136,583	136,579	151,597	180,885	168,859	243,207	248,380	263,689
Extracurricular Activities	216,098	279,840	311,616	328,299	312,519	291,393	308,717	305,816	259,750	298,143
Contributions and Donations	50,502	57,089	89,387	125,938	36,258	116,720	84,889	266,322	122,269	58,356
Charges for Services	455,922	235,788	248,701	264,882	610,482	618,061	570,625	522,871	551,292	596,836
Rentals	0	1,139	3,011	1,485	4,153	2,460	1,062	400	4,864	1,411
Miscellaneous	191,763	428,042	767,305	464,614	387,419	130,699	121,991	106,827	177,242	142,969
<i>Total Revenues</i>	<u>22,927,610</u>	<u>21,471,752</u>	<u>23,740,422</u>	<u>24,171,092</u>	<u>26,566,013</u>	<u>24,485,562</u>	<u>26,725,584</u>	<u>26,706,941</u>	<u>25,893,237</u>	<u>27,776,270</u>
Expenditures										
Current:										
Instruction:										
Regular	10,885,553	10,512,244	10,876,046	11,151,117	11,543,162	11,810,731	12,112,671	13,061,064	12,319,301	12,735,864
Special	1,680,320	1,999,011	2,038,049	2,283,911	2,510,711	2,710,064	2,718,046	2,903,255	2,845,990	3,031,657
Vocational	0	0	0	0	0	0	2,000	2,247	0	0
Other	196,976	223,958	203,704	233,939	188,221	223,929	229,988	189,129	176,524	222,490
Support Services:										
Pupil	1,347,311	1,188,536	1,133,025	1,307,312	1,417,360	1,489,009	1,503,053	1,491,741	1,667,516	1,779,188
Instructional Staff	425,080	422,891	406,734	355,092	404,036	310,883	331,987	303,059	281,406	347,667
Board of Education	45,401	20,338	21,586	28,249	22,280	20,540	18,366	22,431	31,136	19,518
Administration	1,489,369	1,598,338	1,584,046	1,730,362	1,913,594	1,838,411	1,856,888	1,882,804	2,034,036	2,014,490
Fiscal	598,699	645,510	614,873	689,308	732,010	672,101	718,684	749,889	741,990	754,630
Business	0	1,129	1,144	9,289	1,199	9,694	1,178	5,420	10,228	5,884
Operation and Maintenance of Plant	1,832,551	1,758,136	1,842,889	1,946,260	1,997,737	2,173,254	2,226,258	2,209,325	2,103,967	2,249,416
Pupil Transportation	150,677	162,013	162,568	174,654	274,884	198,336	221,509	273,257	259,483	290,435
Central	668,210	588,917	553,905	577,019	639,796	609,025	551,394	632,928	549,829	521,944
Operation of Non-Instructional Services	474,540	715,990	612,095	629,933	904,759	654,444	671,554	673,469	668,451	746,652
Extracurricular Activities	930,665	929,673	1,006,261	991,705	1,027,611	1,020,455	1,044,936	1,067,737	1,046,748	1,086,006
Capital Outlay	5,126,407	930,281	314,422	481,347	630,111	382,744	229,225	282,113	348,615	343,723
Debt Service:										
Principal Retirement	335,000	340,000	425,000	740,000	310,000	499,126	514,127	425,000	786,216	752,717
Interest and Fiscal Charges	906,593	901,953	709,881	826,509	784,033	807,694	712,647	587,141	519,373	514,185
Bond Issuance Cost	0	0	151,340	0	0	0	0	0	0	0
<i>Total Expenditures</i>	<u>27,093,352</u>	<u>22,938,918</u>	<u>22,657,568</u>	<u>24,156,006</u>	<u>25,301,504</u>	<u>25,430,440</u>	<u>25,664,511</u>	<u>26,762,009</u>	<u>26,390,809</u>	<u>27,416,466</u>
<i>Excess of Revenues Over (Under) Expenditures</i>	<u>(4,165,742)</u>	<u>(1,467,166)</u>	<u>1,082,854</u>	<u>15,086</u>	<u>1,264,509</u>	<u>(944,878)</u>	<u>1,061,073</u>	<u>(55,068)</u>	<u>(497,572)</u>	<u>359,804</u>
Other Financing Sources (Uses)										
Premium on Debt Issued	0	0	720,597	0	0	0	0	0	0	0
Inception of Capital Lease	0	0	0	0	0	0	0	358,333	0	0
Refunding Bonds Issued	0	0	8,880,000	0	0	0	0	0	0	0
Payment to Refunded Bond Escrow Agent	0	0	(9,449,257)	0	0	0	0	0	0	0
Transfers In	1,654,557	1,267,017	7,858,583	343,469	2,474,127	1,174,385	1,215,452	350,572	907,512	1,311,556
Transfers Out	(1,654,557)	(1,267,017)	(7,858,583)	(343,469)	(2,474,127)	(1,174,385)	(1,215,452)	(350,572)	(907,512)	(1,311,556)
<i>Total Other Financing Sources (Uses)</i>	<u>0</u>	<u>0</u>	<u>151,340</u>	<u>0</u>	<u>0</u>	<u>0</u>	<u>0</u>	<u>358,333</u>	<u>0</u>	<u>0</u>
<i>Net Change in Fund Balances</i>	<u>(\$4,165,742)</u>	<u>(\$1,467,166)</u>	<u>\$1,234,194</u>	<u>\$15,086</u>	<u>\$1,264,509</u>	<u>(\$944,878)</u>	<u>\$1,061,073</u>	<u>\$303,265</u>	<u>(\$497,572)</u>	<u>\$359,804</u>
Debt Service as a Percentage of Noncapital Expenditures	5.65%	5.64%	5.76%	6.61%	4.49%	5.18%	4.83%	4.09%	5.02%	4.64%

OAKWOOD CITY SCHOOL DISTRICT
Assessed and Estimated Actual Value of Taxable Property
Last Ten Years

Collection Year	Real Property			Tangible Personal Property				Total		Total Direct Rate
	Assessed Value		Estimated Actual Value	Public Utility		General Business		Assessed Value	Estimated Actual Value	
	Residential/ Agricultural	Commercial/ Industrial/PU		Assessed Value	Estimated Actual Value	Assessed Value	Estimated Actual Value			
2005	\$256,485,670	\$16,287,920	\$779,353,114	\$3,510,450	\$3,989,148	\$1,875,874	\$7,503,496	\$278,159,914	\$790,845,758	\$111.45
2006	296,748,300	15,417,340	891,901,829	3,086,980	3,507,932	1,488,797	7,940,251	316,741,417	903,350,012	111.45
2007	296,362,870	15,453,390	890,903,600	2,894,430	3,289,125	1,001,575	8,012,600	315,712,265	902,205,325	111.45
2008	297,011,000	14,987,610	891,424,600	1,424,600	1,618,864	1,250,726	20,011,616	314,673,936	913,055,080	116.95
2009	306,707,330	16,054,210	922,175,830	1,460,250	1,659,375	711,970	7,119,700	324,933,760	930,954,905	116.95
2010	302,949,830	15,409,130	909,597,029	1,551,210	1,762,739	109,760	2,195,200	320,019,930	913,554,968	116.95
2011	302,755,470	15,803,470	910,168,400	1,622,060	1,843,250	0	0	320,181,000	912,011,650	122.70
2012	285,205,730	13,240,720	852,704,143	1,670,940	4,291,278	0	0	300,117,390	856,995,421	122.70
2013	284,158,920	13,202,520	849,604,114	1,788,500	4,593,193	0	0	299,149,940	854,197,307	123.25
2014	284,185,990	12,911,010	848,848,571	1,972,370	5,065,405	0	0	299,069,370	853,913,976	129.00

Real property is reappraised every six years with a State mandated update of the current market value in the third year following each reappraisal.

The assessed value of real property (including public utility real property) is 35 percent of estimated true value. Personal property tax is assessed on all tangible personal property used in business in Ohio. The assessed value of public utility personal property ranges from 25 percent of true value for railroad property to 88 percent for electric transmission and distribution property. General business tangible personal property was assessed at 25 percent for machinery and equipment and 23 percent for inventories. General business tangible personal property tax was phased out beginning in 2006. The listing percentage is 18.75 percent for 2006, 12.5 percent for 2007, 6.25 percent for 2008 and zero for 2009.

Source: Office of the County Auditor, Montgomery County, Ohio

OAKWOOD CITY SCHOOL DISTRICT
Property Tax Rates - Direct and Overlapping Governments
(per \$1,000 of assessed value)
Last Ten Years

YEAR (1)	SCHOOL LEVY			SCHOOL LEVY	COUNTY LEVY	CITY LEVY	LIBRARY LEVY	TOTAL LEVY	DEBT SERVICE INCLUDED IN TOTAL LEVY			
	OPERATING	DEBT SERVICE	TOTAL						SCHOOL	COUNTY	CITY	TOTAL
2014	125.07	3.93	129.00	129.00	20.94	10.05	1.50	161.49	3.93	0.00	0.00	3.93
2013	119.32	3.93	123.25	123.25	20.94	6.30	1.50	151.99	3.93	0.00	0.00	3.93
2012	119.32	3.38	122.70	122.70	20.94	6.30	1.44	151.38	3.38	0.00	0.00	3.38
2011	119.32	3.38	122.70	122.70	20.94	6.30	1.44	151.38	3.38	0.00	0.00	3.38
2010	113.57	3.38	116.95	116.95	20.94	6.30	1.44	145.63	3.38	0.00	0.00	3.38
2009	113.57	3.38	116.95	116.95	20.94	6.30	0.94	145.13	3.38	0.00	0.00	3.38
2008	113.57	3.38	116.95	116.95	20.24	11.80	0.94	149.93	3.38	0.00	0.00	3.38
2007	107.07	4.38	111.45	111.45	18.24	11.80	0.94	142.43	4.38	0.00	0.00	4.38
2006	107.07	4.38	111.45	111.45	18.24	11.80	0.94	142.43	4.38	0.00	0.00	4.38
2005	107.07	4.38	111.45	111.45	18.24	11.80	0.94	142.43	4.38	0.00	0.00	4.38

Source: Office of the County Auditor, Montgomery County, Ohio

(1) Data is presented on a calendar year basis because that is the manner in which the information is maintained by the Office of the County Auditor, Montgomery County, Ohio.

OAKWOOD CITY SCHOOL DISTRICT
Property Tax Levies and Collections (1)
Last Ten Years

Collection Year (2)	Current Tax Levy	Current Tax Collections	Percent of Current Tax Collections to Current Tax Levy	Delinquent Tax Collections (2)	Total Tax Collections	Percent of Total Tax Collections to Current Tax Levy	Outstanding Delinquent Taxes	Percent of Outstanding Delinquent Taxes To Current Tax Levy
2005	\$15,458,429	\$15,167,481	98.12%	\$286,523	\$15,454,004	99.97%	\$40,950	0.26%
2006	15,427,799	14,953,229	96.92%	921,213	15,874,442	102.90%	180,144	1.17%
2007	15,433,847	14,731,518	95.45%	814,664	15,546,182	100.73%	221,043	1.43%
2008	17,678,032	17,121,505	96.85%	276,319	17,397,824	98.41%	477,181	2.70%
2009	17,753,665	17,075,038	96.18%	409,697	17,484,735	98.49%	663,989	3.74%
2010	17,570,491	17,024,966	96.90%	343,811	17,368,777	98.85%	700,506	3.99%
2011	19,503,542	18,903,987	96.93%	370,795	19,274,782	98.83%	665,029	3.41%
2012	19,011,268	18,662,454	98.17%	440,328	19,102,782	100.48%	308,769	1.62%
2013	19,170,887	19,058,684	99.41%	432,336	19,491,020	101.67%	253,972	1.32%
2014	20,922,455	20,527,659	98.11%	246,871	20,774,529	99.29%	227,977	1.09%

Source: Office of the County Auditor, Montgomery County, Ohio

- (1) Includes Homestead/Rollback taxes assessed locally, but distributed through the State and reported as Intergovernmental revenue.
- (2) The County does not identify delinquent tax collections by tax year, therefore total tax collections may exceed current tax levy in some years. The District is working with the County to determine if delinquent collections can be tracked differently. At this time, the District is unable to track delinquents by tax year.

OAKWOOD CITY SCHOOL DISTRICT

*Principal Taxpayers
Real Estate Tax
2014 (1) and 2006 (2)*

Name of Taxpayer	2014	
	Assessed Value	Percent of Real Property Assessed Value
Oakwood Investment Group	\$1,772,700	0.60%
Sixfold LLC	803,040	0.27%
Karrington of Oakwood	754,760	0.25%
Schear, Lee	528,260	0.18%
Gary, John	483,930	0.16%
Carpenter, Kristen	465,910	0.16%
Fifth Third Bank	347,580	0.12%
WEC 2000A-40 LLC	342,690	0.12%
Winters National Bank	338,310	0.11%
MFP Family Limited Liability	298,720	0.10%
Totals	<u>\$6,135,900</u>	<u>2.07%</u>
Total Assessed Valuation	<u>\$297,097,000</u>	

Name of Taxpayer	2006	
	Assessed Value	Percent of Real Property Assessed Value
Oakwood Investment Group, LLC	\$2,415,000	0.77%
Americana Mobile Home Park	779,300	0.25%
Karrington of Oakwood, Ltd.	653,650	0.21%
Gray, John C.	631,670	0.20%
4101 Company, LLC	602,270	0.19%
German, Daniel S.	569,110	0.18%
Schear, Lee E.	542,560	0.17%
Bloom, Julie	522,800	0.17%
Burke, Stephen	454,500	0.15%
Carpenter, Kristen	451,420	0.15%
Totals	<u>\$7,622,280</u>	<u>2.44%</u>
Total Assessed Valuation	<u>\$311,816,260</u>	

(1) The amounts presented represent the assessed values upon which 2014 collections were based.

(2) The amounts presented represent the assessed values upon which 2006 collections were based.

Note: Information prior to 2006 is not available.

Source: Office of the County Auditor, Montgomery County, Ohio

OAKWOOD CITY SCHOOL DISTRICT

Principal Taxpayers

Public Utilities Tax

2014 (1) and 2006 (2)

<u>Name of Taxpayer</u>	2014	
	<u>Assessed Value</u>	<u>Percent of Public Utility Assessed Value</u>
Dayton Power and Light Co.	\$1,554,550	78.82%
Vectren Energy Delivery	417,820	21.18%
Total	<u>\$1,972,370</u>	<u>100.00%</u>
Total Assessed Valuation	<u>\$1,972,370</u>	

<u>Name of Taxpayer</u>	2006	
	<u>Assessed Value</u>	<u>Percent of Public Utility Assessed Value</u>
Ohio Bell Telephone Co.	\$1,570,100	50.86%
Dayton Power and Light Co.	1,112,170	36.03%
Vectren Energy Delivery	194,260	6.29%
Total	<u>\$2,876,530</u>	<u>93.18%</u>
Total Assessed Valuation	<u>\$3,086,980</u>	

(1) The amounts presented represent the assessed values upon which 2014 collections were based.

(2) The amounts presented represent the assessed values upon which 2006 collections were based.

Note: Information prior to 2006 is not available.

Source: Office of the County Auditor, Montgomery County, Ohio

OAKWOOD CITY SCHOOL DISTRICT

*Ratio of Debt
to Assessed Value and Debt per Capita
Last Ten Fiscal Years*

Fiscal Year	Population (1)		Estimated Actual Value of Taxable Property(2)	General Bonded Debt				Total Debt					
				General Bonded Debt Outstanding	Resources Available to Pay Principal	Net General Bonded Debt	Ratio of Net Bonded Debt to Assessed Value	Net Bonded Debt per Capita	General Bonded Debt Outstanding	Capital Leases	Total Debt	Ratio of Total Debt to Assessed Value	Total Debt Per Capita
2005	8,817	(a)	\$790,845,758	\$19,395,000	\$0	\$19,395,000	2.452%	\$2,200	\$19,395,000	\$0	\$19,395,000	2.452%	\$2,200
2006	8,749	(b)	903,350,012	19,055,000	0	19,055,000	2.109%	2,178	19,055,000	0	19,055,000	2.109%	2,178
2007	8,611	(b)	902,205,325	18,630,000	1,486,446	17,143,554	1.900%	1,991	18,630,000	0	18,630,000	2.065%	2,164
2008	8,517	(b)	913,055,080	17,890,000	258,667	17,631,333	1.931%	2,070	17,890,000	0	17,890,000	1.959%	2,101
2009	8,439	(b)	930,954,905	17,580,000	269,425	17,310,575	1.859%	2,051	17,580,000	208,253	17,788,253	1.911%	2,108
2010	8,392	(b)	913,554,968	17,185,000	35,144	17,149,856	1.877%	2,044	17,185,000	104,127	17,289,127	1.893%	2,060
2011	9,202	(c)	912,011,650	16,780,586	40,527	16,740,059	1.836%	1,819	16,780,586	0	16,780,586	1.840%	1,824
2012	9,245	(c)	856,995,421	17,594,005	1,288,397	16,305,608	1.903%	1,764	17,594,005	358,333	17,952,338	2.095%	1,942
2013	9,152	(c)	854,197,307	16,847,070	1,159,270	15,687,800	1.837%	1,714	16,847,070	267,117	17,114,187	2.004%	1,870
2014	9,109	(c)	853,913,976	16,137,097	1,106,407	15,030,690	1.760%	1,650	16,137,097	179,400	16,316,497	1.911%	1,791

Note: Personal income information is not available for the School District.

Sources: (1) U.S. Bureau of Census, Census of Population
 (a) 2004 Federal Census
 (b) Federal Census Population Estimate
 (c) 2010 Federal Census

(2) Office of the County Auditor, Montgomery County, Ohio

OAKWOOD CITY SCHOOL DISTRICT
*Ratio of Annual Debt Service Expenditures for
 General Obligation Bonded Debt To Total General Fund Expenditures
 Last Ten Fiscal Years*

Year	Principal	Interest	Total Debt Service	Total General Fund Expenditures	Ratio of Debt Service to General Fund Expenditures (Percentage)
2014	\$665,000	\$504,068	\$1,169,068	\$23,900,471	4.89%
2013	695,000	514,553	1,209,553	23,183,237	5.22%
2012	425,000	570,785	995,785	23,989,793	4.15%
2011	410,000	690,449	1,100,449	21,748,265	5.06%
2010	395,000	755,567	1,150,567	21,849,325	5.27%
2009	310,000	719,462	1,029,462	21,672,988	4.75%
2008	740,000	624,226	1,364,226	20,489,910	6.66%
2007	9,305,000	628,309	9,933,309	19,620,325	50.63%
2006	340,000	839,783	1,179,783	19,168,737	6.15%
2005	335,000	846,532	1,181,532	18,563,030	6.36%

Source: School District Fund Financial Statements

OAKWOOD CITY SCHOOL DISTRICT

*Computation of Direct and Overlapping
Debt Attributable to Governmental Activities
June 30, 2014*

<u>Jurisdiction</u>	<u>Net General Obligation Bonded Debt Outstanding (1)</u>	<u>Percentage Applicable to School District</u>	<u>Amount Applicable to School District</u>
<u>Direct Debt:</u>			
Oakwood City School District	\$16,316,497	100%	\$16,316,497
<u>Overlapping Debt:</u>			
Montgomery County	31,058,049	3% (2)	<u>931,741</u>
Total Direct and Overlapping Debt			<u><u>\$17,248,238</u></u>

Source: Office of the County Auditor, Montgomery County, Ohio

- (1) Includes all general obligation bonded debt including capital leases, not general obligation notes.
- (2) Percentage of County's valuation within the School District compared to the total valuation of the County.

OAKWOOD CITY SCHOOL DISTRICT
Computation of Legal Debt Margin
Last Ten Fiscal Years

	2005	2006	2007	2008	2009	2010	2011	2012	2013	2014
Tax Valuation	<u>\$278,159,914</u>	<u>\$316,741,417</u>	<u>\$315,712,265</u>	<u>\$314,673,936</u>	<u>\$324,933,760</u>	<u>\$320,019,930</u>	<u>\$320,181,000</u>	<u>\$300,117,390</u>	<u>\$299,149,940</u>	<u>\$299,069,370</u>
Debt Limit - 9% of Taxable Valuation (1)	<u>\$25,034,392</u>	<u>\$28,506,728</u>	<u>\$28,414,104</u>	<u>\$28,320,654</u>	<u>\$29,244,038</u>	<u>\$28,801,794</u>	<u>\$28,816,290</u>	<u>\$27,010,565</u>	<u>\$26,923,495</u>	<u>\$26,916,243</u>
Amount of Debt Applicable to Debt Limit										
General Obligation Bonds	19,395,000	19,055,000	18,630,000	17,890,000	17,580,000	17,185,000	16,775,000	16,350,000	15,655,000	14,990,000
Less Amount Available in Debt Service	<u>0</u>	<u>0</u>	<u>1,486,446</u>	<u>258,667</u>	<u>269,425</u>	<u>35,144</u>	<u>40,527</u>	<u>1,288,397</u>	<u>1,159,270</u>	<u>1,106,407</u>
Amount of Debt Subject to Limit	<u>19,395,000</u>	<u>19,055,000</u>	<u>17,143,554</u>	<u>17,631,333</u>	<u>17,310,575</u>	<u>17,149,856</u>	<u>16,734,473</u>	<u>15,061,603</u>	<u>14,495,730</u>	<u>13,883,593</u>
Legal Debt Margin	<u>\$5,639,392</u>	<u>\$9,451,728</u>	<u>\$11,270,550</u>	<u>\$10,689,321</u>	<u>\$11,933,463</u>	<u>\$11,651,938</u>	<u>\$12,081,817</u>	<u>\$11,948,962</u>	<u>\$12,427,765</u>	<u>\$13,032,650</u>
Legal Debt Margin as a Percentage of the Debt Limit	22.53%	33.16%	39.67%	37.74%	40.81%	40.46%	41.93%	44.24%	46.16%	48.42%
Unvoted Debt Limit - .10% of Taxable Valuation (1)	\$278,160	\$316,741	\$315,712	\$314,674	\$324,934	\$320,020	\$320,181	\$300,117	\$299,150	\$299,069
Amount of Debt Subject to Limit	<u>0</u>	<u>0</u>	<u>0</u>	<u>0</u>	<u>0</u>	<u>0</u>	<u>0</u>	<u>0</u>	<u>0</u>	<u>0</u>
Unvoted Legal Debt Margin	<u>\$278,160</u>	<u>\$316,741</u>	<u>\$315,712</u>	<u>\$314,674</u>	<u>\$324,934</u>	<u>\$320,020</u>	<u>\$320,181</u>	<u>\$300,117</u>	<u>\$299,150</u>	<u>\$299,069</u>
Unvoted Legal Debt Margin as a Percentage of the Unvoted Debt Limit	100.00%	100.00%	100.00%	100.00%	100.00%	100.00%	100.00%	100.00%	100.00%	100.00%

Source: Montgomery County Auditor and School District Financial Records

(1) Ohio Bond Law sets a limit of 9% for overall debt and 1/10 of 1% for unvoted debt.

OAKWOOD CITY SCHOOL DISTRICT
Demographic and Economic Statistics
Last Ten Years

Year	Population (1)	Unemployment Rate (2)
2005	8,817	5.90%
2006	8,749	5.50%
2007	8,611	5.90%
2008	8,517	7.30%
2009	8,439	11.00%
2010	8,392	10.70%
2011	9,202	9.60%
2012	9,245	7.60%
2013	9,152	7.60%
2014	9,109	5.40%

Sources: 1) U.S. Bureau of Census, Census of Population
2) Ohio Department of Job and Family Services Website

Note: Total personal income and per capita personal income information is not available for the School District.

OAKWOOD CITY SCHOOL DISTRICT

Principal Employers

2014 and 2007 (1)

		2014		
Employer	Nature of Business	Number of Employees	Rank	Percentage of Total Employment
Dorothy Lane Market	Grocery	247	1	20.58%
Oakwood City School District	Education	152	2	12.67%
City of Oakwood	Government	90	3	7.50%
Oakwood Club Restaurant	Food	45	4	3.75%
Kunesh Eye Center	Medical	44	5	3.67%
Ohio Eye Care Specialist	Medical	26	6	2.17%
Ashley Pastry Shop	Food	24	7	2.00%
C'est Tout Bistro	Food	25	8	2.08%
Talbots	Clothing	19	9	1.58%
Chase	Bank	15	10	1.25%
Total		687		57.25%
Total Employment within the School District		1,200		
		2007		
Employer	Nature of Business	Number of Employees	Rank	Percentage of Total Employment
Dorothy Lane Market	Grocery	275	1	22.92%
Oakwood City Schools	Education	233	2	19.42%
City of Oakwood	Government	100	3	8.33%
Sunrise Assisted Living	Elderly Care	50	4	4.17%
Oakwood Club Restaurant	Restaurant	35	5	2.92%
Starbucks Coffee	Restaurant	20	6	1.67%
Talbots	Clothing	15	7	1.25%
Disability & Occupational Consultants	Medical	14	8	1.16%
Tudor Day Spa	Salon Care	12	9	1.00%
US Bank	Financial	8	10	0.66%
Total		762		63.50%
Total Employment within the School District		1,200		

(1) Information prior to 2007 is not available.

Source: Oakwood Area Chamber of Commerce

OAKWOOD CITY SCHOOL DISTRICT
School District Employees by Function/Program
Last Nine Fiscal Years

Function/Program	2006	2007	2008	2009	2010	2011	2012	2013	2014
Regular Instruction									
Elementary Classroom Teachers	69.00	62.00	63.50	62.00	61.00	62.00	61.50	60.50	58.50
Junior High School Classroom Teachers	28.00	27.50	28.00	26.50	25.50	25.00	25.00	25.00	25.00
High School Classroom Teachers	34.00	33.50	33.00	32.50	33.50	34.50	34.00	33.00	31.50
Special Instruction									
Elementary Classroom Teachers	11.00	13.50	13.50	13.50	13.50	14.50	13.50	13.50	13.50
Junior High School Classroom Teachers	3.00	3.00	3.00	4.00	4.00	4.00	5.00	5.00	4.00
High School Classroom Teachers	5.00	5.00	6.00	5.00	6.00	6.00	6.00	6.00	7.00
Aides	17.00	17.00	19.00	19.00	18.00	19.00	20.50	21.00	22.00
Pupil Support Services									
Guidance Counselors	4.00	4.50	4.50	4.50	4.50	4.50	5.00	6.00	6.00
Psychologists	1.00	1.00	1.00	1.00	1.50	1.50	1.50	1.50	1.50
Speech and Language Pathologists	1.00	1.00	2.00	2.00	2.50	2.50	2.50	3.00	3.00
Nurses	3.00	3.00	3.00	3.00	3.00	3.00	3.00	3.00	3.00
Instructional Staff Support Services									
Librarians	4.00	3.50	3.50	3.50	3.50	3.50	3.50	3.50	3.50
Administration									
Superintendent	1.00	1.00	1.00	1.00	1.00	1.00	1.00	1.00	1.00
Principals	6.00	6.00	6.00	6.00	6.00	6.50	6.50	6.00	7.00
Administrative Assistants	15.00	14.00	15.00	15.00	15.00	14.00	14.00	13.00	15.00
Fiscal Services									
Treasurer	1.00	1.00	1.00	1.00	1.00	1.00	1.00	1.00	1.00
Assistants to Treasurer	4.00	4.00	4.00	4.00	4.00	4.00	4.00	4.00	4.00
Operation of Plant									
Custodians	15.00	15.00	15.00	15.00	15.00	14.00	14.00	14.00	13.00
Pupil Transportation									
Van Drivers	5.00	5.00	5.00	5.00	5.00	6.00	6.00	7.00	6.00
Food Service Program									
Cooks	5.00	5.00	5.00	5.00	5.00	6.00	3.50	4.00	4.00
Extracurricular Activities									
Director of Athletics	1.00	1.00	1.00	1.00	1.00	1.00	1.00	1.00	1.00

Method: Using 1.0 for each full-time employee and 0.50 for each part-time and seasonal employee. The count is performed on September 1 of each year.

(1) Information prior to 2006 is not available.

Source: The School District employee records.

OAKWOOD CITY SCHOOL DISTRICT

*Operating Statistics
Last Ten Fiscal Years*

<u>Fiscal Year</u>	<u>Average Daily Membership</u>	<u>Cost Per Pupil</u>	<u>Percentage Change</u>	<u>Teaching Staff</u>	<u>Pupil/Teacher Ratio</u>	<u>Students Receiving Free or Reduced Lunches(1)</u>	
						<u>Number</u>	<u>Percent</u>
2005	2,073	\$9,832	4.29%	135	15.4	18	1%
2006	2,103	9,739	-0.95%	131	16.1	22	1%
2007	2,104	9,445	-3.02%	142	14.8	33	2%
2008	2,135	9,973	5.59%	157	13.6	15	1%
2009	2,106	10,361	3.89%	144	14.6	41	2%
2010	2,132	10,788	4.12%	144	14.8	50	2%
2011	2,152	11,240	4.19%	146	14.7	60	3%
2012	2,107	11,589	3.10%	155	13.6	55	3%
2013	2,069	10,930	-5.69%	155	13.3	62	3%
2014	2,014	(2)	(2)	152	13.3	58	3%

Source: School District Records.

(1) Retrieved from Ohio Department of Education Website

(2) Information not available on Ohio Department of Education Website for 2014

OAKWOOD CITY SCHOOL DISTRICT

Miscellaneous Statistics

June 30, 2014

Year of Establishment	1907
Form of Government	Locally-elected five member Board
Number of Employees:	
Certificated	152
Non-Certificated	71
Administrative	10
Area - square miles	2.97
Average Daily Membership	2,014
Cost per Pupil	\$10,930
Average Number of Years Teaching Experience	13
Percentage of Teaching Staff Holding a Master's Degree	70.0%

<u>Building</u>	<u>Grades Level</u>	<u>Enrollment (1)</u>	<u>Capacity (2)</u>	<u>Year Building Completed</u>	<u>Date of Additions</u>
Harman Elementary School	1-6	430	850	1909	1949, 1960, 1998, 2003
Edwin D. Smith Elementary School	1-6	430	850	1928	1968, 2003
Lange Elementary School	K	127	275	1940	n/a
Oakwood Junior High School	7-8	372	450	1932	1960, 1969, 2004
Oakwood High School	9-12	655	1,125	1927	1932, 1969, 1989, 2004
District Totals		2,014	3,550		

(1) Total Enrollment - All Students including Special Education - as of June 30th

(2) Based on Ohio School Facility Commission standard class size of 25 students

Source: School District records

This page intentionally left blank.



Dave Yost • Auditor of State

OAKWOOD CITY SCHOOL DISTRICT

MONTGOMERY COUNTY

CLERK'S CERTIFICATION

This is a true and correct copy of the report which is required to be filed in the Office of the Auditor of State pursuant to Section 117.26, Revised Code, and which is filed in Columbus, Ohio.

Susan Babbitt

CLERK OF THE BUREAU

**CERTIFIED
MARCH 26, 2015**