

Dave Yost • Auditor of State

**LUCAS LOCAL SCHOOL DISTRICT
RICHLAND COUNTY**

TABLE OF CONTENTS

| TITLE | PAGE |
|---|-------------|
| Independent Auditor's Report | 1 |
| Management's Discussion and Analysis..... | 3 |
| Statement of Net Position | 14 |
| Statement of Activities..... | 15 |
| Balance Sheet – Governmental Funds..... | 16 |
| Reconciliation of Total Governmental Fund Balances to Net Position of Governmental Activities | 17 |
| Statement of Revenues, Expenditures and Changes in Fund Balances Governmental Funds..... | 18 |
| Reconciliation of the Statement of Revenues, Expenditures and Changes In Fund Balances of Governmental Funds to the Statement of Activities | 19 |
| Statement of Revenues, Expenditures and Changes in Fund Balance – Budget and Actual (Non-GAAP Budgetary Basis) - General Fund..... | 20 |
| Statement of Changes in Fiduciary Net Position – Fiduciary Funds..... | 21 |
| Statement of Fiduciary Net Position – Fiduciary Funds..... | 22 |
| Notes to the Basic Financial Statements | 23 |
| Schedule of the District's Proportionate Share of the Net Pension Liability School Employees Retirement System (SERS) of Ohio..... | 57 |
| Schedule of the District's Proportionate Share of the Net Pension Liability State Teachers Retirement System (STRS) of Ohio | 58 |
| Schedule of District Contributions- School Employees Retirement System (SERS) of Ohio..... | 60 |
| Schedule of District Contributions- State Teacher's Retirement System (STRS) of Ohio..... | 62 |
| Notes to Required Supplementary Information..... | 64 |
| Independent Auditor's Report on Internal Control Over Financial Reporting and on Compliance and Other Matters Required by <i>Government Auditing Standards</i> | 65 |

THIS PAGE INTENTIONALLY LEFT BLANK



Dave Yost • Auditor of State

INDEPENDENT AUDITOR'S REPORT

Lucas Local School District
Richland County
84 Lucas North Road
Lucas, Ohio 44843

To the Board of Education:

Report on the Financial Statements

We have audited the accompanying financial statements of the governmental activities, the major fund, and the aggregate remaining fund information of Lucas Local School District, Richland County, Ohio, (the District), as of and for the year ended June 30, 2015, and the related notes to the financial statements, which collectively comprise the District's basic financial statements as listed in the table of contents.

Management's Responsibility for the Financial Statements

Management is responsible for preparing and fairly presenting these financial statements in accordance with accounting principles generally accepted in the United States of America; this includes designing, implementing, and maintaining internal control relevant to preparing and fairly presenting financial statements that are free from material misstatement, whether due to fraud or error.

Auditor's Responsibility

Our responsibility is to opine on these financial statements based on our audit. We audited in accordance with auditing standards generally accepted in the United States of America and the financial audit standards in the Comptroller General of the United States' *Government Auditing Standards*. Those standards require us to plan and perform the audit to reasonably assure the financial statements are free from material misstatement.

An audit requires obtaining evidence about financial statement amounts and disclosures. The procedures selected depend on our judgment, including assessing the risks of material financial statement misstatement, whether due to fraud or error. In assessing those risks, we consider internal control relevant to the District's preparation and fair presentation of the financial statements in order to design audit procedures that are appropriate in the circumstances, but not to the extent needed to opine on the effectiveness of the District's internal control. Accordingly, we express no opinion. An audit also includes evaluating the appropriateness of management's accounting policies and the reasonableness of their significant accounting estimates, as well as our evaluation of the overall financial statement presentation.

We believe the audit evidence we obtained is sufficient and appropriate to support our audit opinions.

Opinion

In our opinion, the financial statements referred to above present fairly, in all material respects, the respective financial position of the governmental activities, the major fund, and the aggregate remaining fund information of Lucas Local School District, Richland County, Ohio, as of June 30, 2015, and the respective changes in financial position thereof and the budgetary comparison for the General Fund thereof for the year then ended in accordance with the accounting principles generally accepted in the United States of America.

Emphasis of Matter

As discussed in Note 3 to the financial statements, during the year ended June 30, 2015, the District adopted Governmental Accounting Standard No. 68, *Accounting and Financial Reporting for Pensions – an amendment of GASB Statement No. 27* and also GASB Statement No. 71, *Pension Transition for Contributions Made Subsequent to the Measurement Date*. We did not modify our opinion regarding this matter.

Other Matters

Required Supplementary Information

Accounting principles generally accepted in the United States of America require this presentation to include *Management's discussion and analysis* and schedules of net pension liabilities and pension contributions listed in the table of contents, to supplement the basic financial statements. Although this information is not part of the basic financial statements, the Governmental Accounting Standards Board considers it essential for placing the basic financial statements in an appropriate operational, economic, or historical context. We applied certain limited procedures to the required supplementary information in accordance with auditing standards generally accepted in the United States of America, consisting of inquiries of management about the methods of preparing the information and comparing the information for consistency with management's responses to our inquiries, to the basic financial statements, and other knowledge we obtained during our audit of the basic financial statements. We do not opine or provide any assurance on the information because the limited procedures do not provide us with sufficient evidence to opine or provide any other assurance.

Other Reporting Required by Government Auditing Standards

In accordance with *Government Auditing Standards*, we have also issued our report dated April 20, 2016, on our consideration of the District's internal control over financial reporting and our tests of its compliance with certain provisions of laws, regulations, contracts and grant agreements and other matters. That report describes the scope of our internal control testing over financial reporting and compliance, and the results of that testing, and does not opine on internal control over financial reporting or on compliance. That report is an integral part of an audit performed in accordance with *Government Auditing Standards* in considering the District's internal control over financial reporting and compliance.



Dave Yost
Auditor of State
Columbus, Ohio

April 20, 2016

**LUCAS LOCAL SCHOOL DISTRICT
RICHLAND COUNTY, OHIO**

MANAGEMENT'S DISCUSSION AND ANALYSIS
FOR THE FISCAL YEAR ENDED JUNE 30, 2015

The management's discussion and analysis of the Lucas Local School District's (the "District") financial performance provides an overall review of the District's financial activities for the fiscal year ended June 30, 2015. The intent of this discussion and analysis is to look at the District's financial performance as a whole; readers should also review the basic financial statements and the notes to the basic financial statements to enhance their understanding of the District's financial performance.

Financial Highlights

Key financial highlights for fiscal year 2015 are as follows:

- Net position of governmental activities increased \$785,053 which represents a 56.53% increase from 2014 as restated in Note 3.A.
- General revenues accounted for \$5,317,537 in revenue or 79.08% of all revenues. Program specific revenues in the form of charges for services and sales, grants and contributions accounted for \$1,406,936 or 20.92% of total revenues of \$6,724,473.
- The District had \$5,939,420 in expenses related to governmental activities; \$1,406,936 of these expenses were offset by program specific charges for services and sales, grants or contributions. General revenues supporting governmental activities (primarily taxes and unrestricted grants and entitlements) of \$5,317,537 were adequate to provide for these programs.
- The District's only major governmental fund is the general fund. The general fund had \$5,999,331 in revenues and \$5,489,459 in expenditures and other financing uses. During fiscal year 2015, the general fund's fund balance increased \$509,872 from a balance of \$5,026,254 to \$5,536,126.

Using these Basic Financial Statements

This annual report consists of a series of financial statements and notes to those statements. These statements are organized so the reader can understand the District as a financial whole, an entire operating entity. The statements then proceed to provide an increasingly detailed look at specific financial activities.

The *statement of net position* and *statement of activities* provide information about the activities of the whole District, presenting both an aggregate view of the District's finances and a longer-term view of those finances. Fund financial statements provide the next level of detail. For governmental funds, these statements tell how services were financed in the short-term as well as what remains for future spending. The fund financial statements also look at the District's most significant funds with all other nonmajor funds presented in total in one column. In the case of the District, the general fund is by far the most significant fund, and the only governmental fund reported as a major fund.

Reporting the District as a Whole

Statement of Net Position and the Statement of Activities

While this document contains the large number of funds used by the District to provide programs and activities, the view of the District as a whole looks at all financial transactions and asks the question, "How did we do financially during 2015?" The statement of net position and the statement of activities answer this question. These statements include *all assets, deferred outflows of resources, liabilities, deferred inflows of resources, revenues and expenses* using the *accrual basis of accounting* similar to the accounting used by most private-sector companies. This basis of accounting will take into account all of the current year's revenues and expenses regardless of when cash is received or paid.

**LUCAS LOCAL SCHOOL DISTRICT
RICHLAND COUNTY, OHIO**

MANAGEMENT'S DISCUSSION AND ANALYSIS
FOR THE FISCAL YEAR ENDED JUNE 30, 2015

These two statements report the District's *net position* and changes in that position. This change in net position is important because it tells the reader that, for the District as a whole, the *financial position* of the District has improved or diminished. The causes of this change may be the result of many factors, some financial, some not. Non-financial factors include the District's property tax base, current property tax laws in Ohio restricting revenue growth, facility conditions, required educational programs and other factors.

In the statement of net position and the statement of activities, the governmental activities include the District's programs and services, including instruction, support services, operation and maintenance of plant, pupil transportation, extracurricular activities, and food service operations.

The District's statement of net position and statement of activities can be found on pages 14-15 of this report.

Reporting the District's Most Significant Funds

Fund Financial Statements

The analysis of the District's major governmental fund begins on page 11. Fund financial reports provide detailed information about the District's major funds. The District uses many funds to account for a multitude of financial transactions. However, these fund financial statements focus on the District's most significant funds. The District's only major governmental fund is the general fund.

Governmental Funds

Most of the District's activities are reported in governmental funds, which focus on how money flows into and out of those funds and the balances left at year-end available for spending in future periods. These funds are reported using an accounting method called *modified accrual* accounting, which measures cash and all other *financial assets* than can readily be converted to cash. The governmental fund financial statements provide a detailed *short-term* view of the District's general government operations and the basic services it provides. Governmental fund information helps you determine whether there are more or fewer financial resources that can be spent in the near future to finance educational programs. The relationship (or differences) between governmental *activities* (reported in the statement of net position and the statement of activities) and governmental *funds* is reconciled in the basic financial statements. The basic governmental fund financial statements can be found on pages 16-20 of this report.

Reporting the District's Fiduciary Responsibilities

The District is the trustee, or fiduciary, for its scholarship programs. This activity is presented as a private-purpose trust fund. The District also acts in a trustee capacity as an agent for individuals or other entities. These activities are reported in agency funds. All of the District's fiduciary activities are reported in separate statements of fiduciary net position and changes in fiduciary net position on pages 21 and 22. These activities are excluded from the District's other financial statements because the assets cannot be utilized by the District to finance its operations.

Notes to the Basic Financial Statements

The notes provide additional information that is essential to a full understanding of the data provided in the government-wide and fund financial statements. These notes to the basic financial statements can be found on pages 23-56 of this report.

Required Supplementary Information

In addition to the basic financial statements and accompanying notes, this report also presents certain required supplementary information concerning the District's net pension liability. The required supplementary information can be found on pages 57 through 63 of this report.

**LUCAS LOCAL SCHOOL DISTRICT
RICHLAND COUNTY, OHIO**

MANAGEMENT'S DISCUSSION AND ANALYSIS
FOR THE FISCAL YEAR ENDED JUNE 30, 2015

The District as a Whole

The statement of net position provides the perspective of the District as a whole.

The table below provides a summary of the District's net position at June 30, 2015 and June 30, 2014. The net position at June 30, 2014 has been restated as described in Note 3.A.

| | Net Position | |
|--|------------------------------------|--|
| | Governmental Activities 2015 | Restated Governmental Activities 2014 |
| <u>Assets</u> | | |
| Current and other assets | \$ 8,466,271 | \$ 7,968,225 |
| Capital assets, net | <u>1,694,360</u> | <u>1,688,775</u> |
| Total assets | <u>10,160,631</u> | <u>9,657,000</u> |
| <u>Deferred Outflows of Resources</u> | | |
| Pensions | <u>522,049</u> | <u>420,131</u> |
| Total deferred outflows of resources | <u>522,049</u> | <u>420,131</u> |
| <u>Liabilities</u> | | |
| Current liabilities | 500,256 | 536,129 |
| Long-term liabilities: | | |
| Due within one year | 79,361 | 69,823 |
| Due in more than one year: | | |
| Net pension liability | 6,934,122 | 8,233,007 |
| Other amounts | <u>543,778</u> | <u>618,394</u> |
| Total liabilities | <u>8,057,517</u> | <u>9,457,353</u> |
| <u>Deferred Inflows of Resources</u> | | |
| Property taxes levied for next year | 1,983,629 | 2,008,431 |
| Pensions | <u>1,245,134</u> | <u>-</u> |
| Total deferred inflows of resources | <u>3,228,763</u> | <u>2,008,431</u> |
| <u>Net Position</u> | | |
| Net investment in capital assets | 1,287,360 | 1,244,775 |
| Restricted | 174,148 | 105,998 |
| Unrestricted | <u>(2,065,108)</u> | <u>(2,739,426)</u> |
| Total net position | <u>\$ (603,600)</u> | <u>\$ (1,388,653)</u> |

During 2015, the District adopted GASB Statement 68, "Accounting and Financial Reporting for Pensions—an Amendment of GASB Statement 27," which significantly revises accounting for pension costs and liabilities. For reasons discussed below, many end users of this financial statement will gain a clearer understanding of the District's actual financial condition by adding deferred inflows related to pension and the net pension liability to the reported net position and subtracting deferred outflows related to pension.

**LUCAS LOCAL SCHOOL DISTRICT
RICHLAND COUNTY, OHIO**

MANAGEMENT'S DISCUSSION AND ANALYSIS
FOR THE FISCAL YEAR ENDED JUNE 30, 2015

Governmental Accounting Standards Board standards are national and apply to all government financial reports prepared in accordance with generally accepted accounting principles. When accounting for pension costs, GASB 27 focused on a funding approach. This approach limited pension costs to contributions annually required by law, which may or may not be sufficient to fully fund each plan's *net pension liability*. GASB 68 takes an earnings approach to pension accounting; however, the nature of Ohio's statewide pension systems and state law governing those systems requires additional explanation in order to properly understand the information presented in these statements.

Under the new standards required by GASB 68, the net pension liability equals the District's proportionate share of each plan's collective:

1. Present value of estimated future pension benefits attributable to active and inactive employees' past service
- 2 Minus plan assets available to pay these benefits

GASB notes that pension obligations, whether funded or unfunded, are part of the "employment exchange" – that is, the employee is trading his or her labor in exchange for wages, benefits, and the promise of a future pension. GASB noted that the unfunded portion of this pension promise is a present obligation of the government, part of a bargained-for benefit to the employee, and should accordingly be reported by the government as a liability since they received the benefit of the exchange. However, the District is not responsible for certain key factors affecting the balance of this liability. In Ohio, the employee shares the obligation of funding pension benefits with the employer. Both employer and employee contribution rates are capped by State statute. A change in these caps requires action of both Houses of the General Assembly and approval of the Governor. Benefit provisions are also determined by State statute. The employee enters the employment exchange with the knowledge that the employer's promise is limited not by contract but by law. The employer enters the exchange also knowing that there is a specific, legal limit to its contribution to the pension system. In Ohio, there is no legal means to enforce the unfunded liability of the pension system *as against the public employer*. State law operates to mitigate/lessen the moral obligation of the public employer to the employee, because all parties enter the employment exchange with notice as to the law. The pension system is responsible for the administration of the plan.

Most long-term liabilities have set repayment schedules or, in the case of compensated absences (i.e. sick and vacation leave), are satisfied through paid time-off or termination payments. There is no repayment schedule for the net pension liability. As explained above, changes in pension benefits, contribution rates, and return on investments affect the balance of the net pension liability, but are outside the control of the local government. In the event that contributions, investment returns, and other changes are insufficient to keep up with required pension payments, State statute does not assign/identify the responsible party for the unfunded portion. Due to the unique nature of how the net pension liability is satisfied, this liability is separately identified within the long-term liability section of the statement of net position.

In accordance with GASB 68, the District's statements prepared on an accrual basis of accounting include an annual pension expense for their proportionate share of each plan's *change* in net pension liability not accounted for as deferred inflows/outflows.

As a result of implementing GASB 68, the District is reporting a net pension liability and deferred inflows/outflows of resources related to pension on the accrual basis of accounting. This implementation also had the effect of restating net position at June 30, 2014, from \$6,424,223 to (\$1,388,653).

**LUCAS LOCAL SCHOOL DISTRICT
RICHLAND COUNTY, OHIO**

MANAGEMENT'S DISCUSSION AND ANALYSIS
FOR THE FISCAL YEAR ENDED JUNE 30, 2015

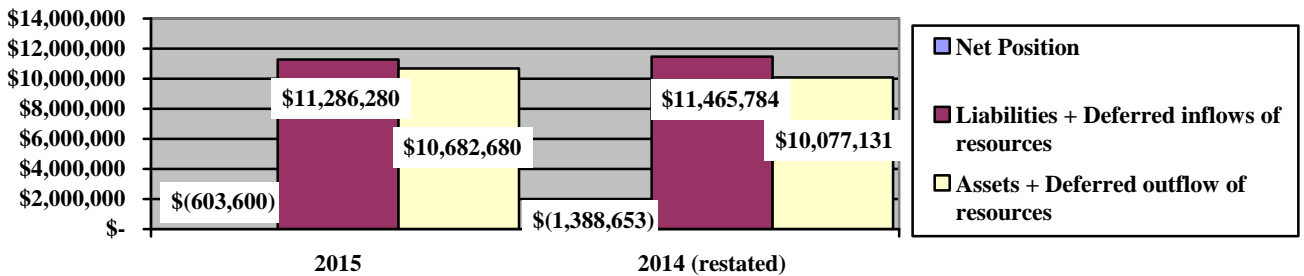
Over time, net position can serve as a useful indicator of a government's financial position. At June 30, 2015, the District's liabilities plus deferred inflows exceeded assets plus deferred outflows of resources by \$603,600.

At fiscal year-end, capital assets represented 15.86% of total assets. Capital assets include land, land improvements, buildings and improvements, furniture and equipment and vehicles. Net investment in capital assets at June 30, 2015 was \$1,287,360. These capital assets are used to provide services to the students and are not available for future spending. Although the District's investment in capital assets is reported net of related debt, it should be noted that the resources to repay the debt must be provided from other sources, since capital assets may not be used to liquidate these liabilities.

A portion of the District's net position, \$174,148 represents resources that are subject to external restriction on how they may be used. The remaining balance of unrestricted net position is (\$2,065,108).

The graph below shows the District's assets, deferred outflows of resources, liabilities, deferred inflows of resources and net position at June 30, 2015 and June 30, 2014.

Governmental Activities



The table below shows the change in net position for fiscal years 2015 and 2014. The net position at June 30, 2014 has been restated as described in Note 3.A.

Change in Net Position

| | Governmental Activities 2015 | Restated Governmental Activities 2014 |
|------------------------------------|------------------------------------|--|
| Revenues | | |
| Program revenues: | | |
| Charges for services and sales | \$ 786,726 | \$ 743,516 |
| Operating grants and contributions | 620,210 | 571,821 |
| Capital grants and contributions | - | 1,875 |
| General revenues: | | |
| Property taxes | 2,903,902 | 2,660,745 |
| Grants and entitlements | 2,357,034 | 2,308,150 |
| Investment earnings | 24,744 | 14,812 |
| Other | 31,857 | 88,529 |
| Total revenues | 6,724,473 | 6,389,448 |

**LUCAS LOCAL SCHOOL DISTRICT
RICHLAND COUNTY, OHIO**

MANAGEMENT'S DISCUSSION AND ANALYSIS
FOR THE FISCAL YEAR ENDED JUNE 30, 2015

| | Change in Net Position | |
|--|-------------------------------|-----------------------|
| | Governmental | Restated |
| | Activities | Governmental |
| | <u>2015</u> | <u>2014</u> |
| <u>Expenses</u> | | |
| Program expenses: | | |
| Instruction: | | |
| Regular | \$ 2,459,295 | \$ 2,439,573 |
| Special | 595,160 | 525,672 |
| Vocational | 8,485 | 17,202 |
| Other | 386,624 | 375,038 |
| Support services: | | |
| Pupil | 154,800 | 132,910 |
| Instructional staff | 168,904 | 209,309 |
| Board of education | 31,276 | 50,619 |
| Administration | 523,210 | 538,046 |
| Fiscal | 137,235 | 180,408 |
| Operations and maintenance | 559,842 | 502,053 |
| Pupil transportation | 335,819 | 327,586 |
| Central | 32,081 | 32,278 |
| Operations of non-instructional services: | | |
| Food service operations | 286,908 | 221,357 |
| Other non-instructional services | 816 | 978 |
| Extracurricular activities | 257,501 | 251,812 |
| Interest and fiscal charges | <u>1,464</u> | <u>1,427</u> |
| Total expenses | <u>5,939,420</u> | <u>5,806,268</u> |
| Change in net position | 785,053 | 583,180 |
| Net position at beginning of year (restated) | <u>(1,388,653)</u> | <u>N/A</u> |
| Net position at end of year | <u>\$ (603,600)</u> | <u>\$ (1,388,653)</u> |

Governmental Activities

The information necessary to restate the 2014 beginning balances and the 2014 pension expense amounts for the effects of the initial implementation of GASB 68 is not available. Therefore, 2014 functional expenses still include pension expense of \$420,131 computed under GASB 27. GASB 27 required recognizing pension expense equal to the contractually required contributions to the plan. Under GASB 68, pension expense represents additional amounts earned, adjusted by deferred inflows/outflows. The contractually required contribution is no longer a component of pension expense. Under GASB 68, the 2015 statements report pension expense of \$301,478.

**LUCAS LOCAL SCHOOL DISTRICT
RICHLAND COUNTY, OHIO**

**MANAGEMENT'S DISCUSSION AND ANALYSIS
FOR THE FISCAL YEAR ENDED JUNE 30, 2015**

Consequently, in order to compare 2015 total program expenses to 2014, the following adjustments are needed:

| | |
|---|-------------------|
| Total 2015 program expenses under GASB 68 | \$ 5,939,420 |
| Pension expense under GASB 68 | (301,478) |
| 2015 contractually required contributions | <u>457,147</u> |
| Adjusted 2015 program expenses | 6,095,089 |
| Total 2014 program expenses under GASB 27 | <u>5,806,268</u> |
| Increase in program expenses not related to pension | <u>\$ 288,821</u> |

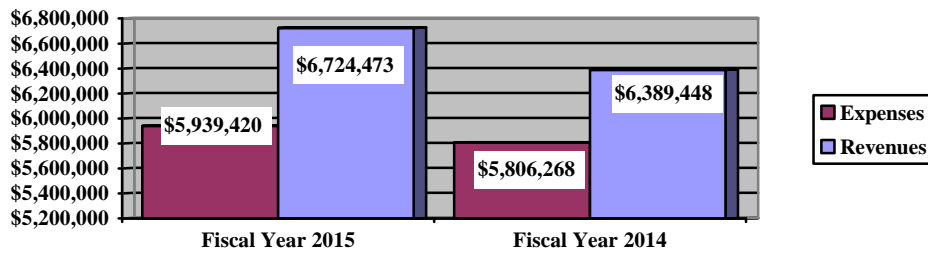
Net position of the District's governmental activities increased \$785,053. Total governmental expenses of \$5,939,420 were offset by program revenues of \$1,406,936 and general revenues of \$5,317,537. Program revenues supported 23.69% of the total governmental expenses.

The primary sources of revenue for governmental activities are derived from property taxes, and grants and entitlements. These revenue sources represent 78.24% of total governmental revenue.

The largest expense of the District is for instructional programs. Instruction expenses totaled \$3,449,564 or 58.07% of total governmental expenses for fiscal year 2015.

The graph below presents the District's governmental activities revenue and expenses for fiscal year 2015 and 2014.

Governmental Activities - Revenues and Expenses



The statement of activities shows the cost of program services and the charges for services and grants offsetting those services. The following table shows, for governmental activities, the total cost of services and the net cost of services. That is, it identifies the cost of these services supported by tax revenue and unrestricted State grants and entitlements.

**LUCAS LOCAL SCHOOL DISTRICT
RICHLAND COUNTY, OHIO**

MANAGEMENT'S DISCUSSION AND ANALYSIS
FOR THE FISCAL YEAR ENDED JUNE 30, 2015

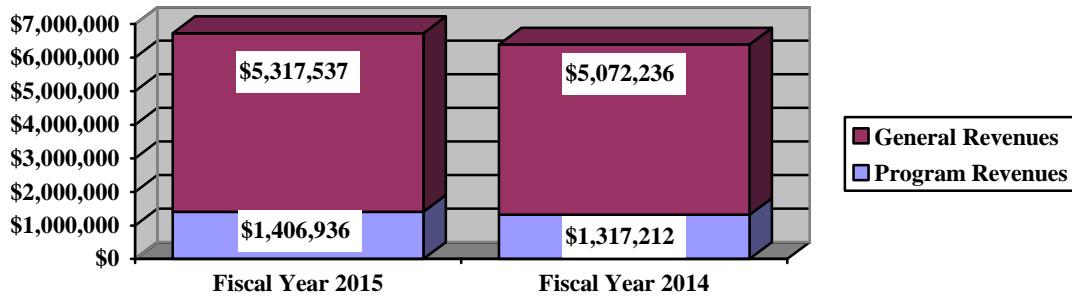
Governmental Activities

| | Total Cost of Services 2015 | Net Cost of Services 2015 | Total Cost of Services 2014 | Net Cost of Services 2014 |
|---|-----------------------------------|---------------------------------|-----------------------------------|---------------------------------|
| Program expenses | | | | |
| Instruction: | | | | |
| Regular | \$ 2,459,295 | \$ 1,893,301 | \$ 2,439,573 | \$ 1,885,458 |
| Special | 595,160 | 233,730 | 525,672 | 200,634 |
| Vocational | 8,485 | 2,625 | 17,202 | 14,534 |
| Other | 386,624 | 386,624 | 375,038 | 375,038 |
| Support services: | | | | |
| Pupil | 154,800 | 151,315 | 132,910 | 127,479 |
| Instructional staff | 168,904 | 141,590 | 209,309 | 174,920 |
| Board of education | 31,276 | 31,276 | 50,619 | 50,619 |
| Administration | 523,210 | 465,750 | 538,046 | 492,404 |
| Fiscal | 137,235 | 137,235 | 180,408 | 180,408 |
| Operations and maintenance | 559,842 | 559,392 | 502,053 | 495,474 |
| Pupil transportation | 335,819 | 321,319 | 327,586 | 311,704 |
| Central | 32,081 | 32,081 | 32,278 | 32,278 |
| Operations of non-instructional services: | | | | |
| Food service operations | 286,908 | 29,803 | 221,357 | (1,665) |
| Other non-instructional services | 816 | 816 | 978 | 978 |
| Extracurricular activities | 257,501 | 144,163 | 251,812 | 147,366 |
| Interest and fiscal charges | 1,464 | 1,464 | 1,427 | 1,427 |
| Total expenses | <u>\$ 5,939,420</u> | <u>\$ 4,532,484</u> | <u>\$ 5,806,268</u> | <u>\$ 4,489,056</u> |

The dependence upon tax and other general revenues for governmental activities is apparent, as 72.95% of instruction activities are supported through taxes and other general revenues. For all governmental activities, general revenue support is 76.31%. The District's taxpayers and unrestricted grants and entitlements from the State of Ohio are by far the primary support for District's students.

The graph below presents the District's governmental activities revenue for fiscal year 2015 and 2014.

Governmental Activities - General and Program Revenues



**LUCAS LOCAL SCHOOL DISTRICT
RICHLAND COUNTY, OHIO**

MANAGEMENT'S DISCUSSION AND ANALYSIS
FOR THE FISCAL YEAR ENDED JUNE 30, 2015

The District's Funds

The District's governmental funds reported a combined fund balance of \$5,742,758 which is higher than last year's total of \$5,228,585. The schedule below indicates the fund balance and the total change in fund balance as of June 30, 2015 and 2014.

| | Fund Balance <u>June 30, 2015</u> | Fund Balance <u>June 30, 2014</u> | <u>Increase</u> | Percentage <u>Change</u> |
|--------------------|--------------------------------------|--------------------------------------|-------------------|-----------------------------|
| General | \$ 5,536,126 | \$ 5,026,254 | \$ 509,872 | 10.14% |
| Other governmental | <u>206,632</u> | <u>202,331</u> | <u>4,301</u> | 2.13% |
| Total | <u>\$ 5,742,758</u> | <u>\$ 5,228,585</u> | <u>\$ 514,173</u> | 9.83% |

General Fund

The District's general fund balance increased \$509,872. The table that follows assists in illustrating the financial activities and fund balance of the general fund.

| | 2015 <u>Amount</u> | 2014 <u>Amount</u> | Increase/ <u>(Decrease)</u> | Percentage <u>Change</u> |
|---|-----------------------|-----------------------|--------------------------------|-----------------------------|
| <u>Revenues</u> | | | | |
| Property taxes | \$ 2,909,456 | \$ 2,678,319 | \$ 231,137 | 8.63 % |
| Tuition | 511,064 | 494,443 | 16,621 | 3.36 % |
| Earnings on investments | 22,821 | 16,490 | 6,331 | 38.39 % |
| Intergovernmental | 2,492,053 | 2,433,381 | 58,672 | 2.41 % |
| Other revenues | <u>63,937</u> | <u>125,463</u> | <u>(61,526)</u> | (49.04) % |
| Total | <u>\$ 5,999,331</u> | <u>\$ 5,748,096</u> | <u>\$ 251,235</u> | 4.37 % |
| <u>Expenditures</u> | | | | |
| Instruction | \$ 3,368,978 | \$ 3,139,398 | \$ 229,580 | 7.31 % |
| Support services | 1,826,991 | 1,784,785 | 42,206 | 2.36 % |
| Non-instructional services | 816 | 978 | (162) | (16.56) % |
| Extracurricular activities | 163,308 | 133,328 | 29,980 | 22.49 % |
| Facilities acquisition and construction | - | 6,761 | (6,761) | (100.00) % |
| Debt service | <u>38,538</u> | <u>38,648</u> | <u>(110)</u> | (0.28) % |
| Total | <u>\$ 5,398,631</u> | <u>\$ 5,103,898</u> | <u>\$ 294,733</u> | 5.77 % |

Overall revenues of the general fund increased \$251,235 or 4.37%. This increase can be attributed to the increase in property taxes of \$231,137 or 8.63% from the prior year. This increase in property tax revenue can be attributed to the increase in the collection of real estate taxes. Intergovernmental revenues increased due an increase in basic foundation revenues. The increase in earnings on investments is due to an increase in the amount of investments held by the District.

Overall, expenditures of the general fund increased \$294,733 or 5.77%. The District's increase in instruction expenditures is a result of an increase in regular and special instruction. This can be attributed to an increase in the amount of accrued wages and benefits related to staff from the previous fiscal year. The increase in support services can be attributed to an increase in instructional staff and pupil transportation expenditures.

**LUCAS LOCAL SCHOOL DISTRICT
RICHLAND COUNTY, OHIO**

MANAGEMENT'S DISCUSSION AND ANALYSIS
FOR THE FISCAL YEAR ENDED JUNE 30, 2015

General Fund Budgeting Highlights

The District's budget is prepared according to Ohio law and is based on accounting for certain transactions on a basis of cash receipts, disbursements and encumbrances. The most significant budgeted fund is the general fund.

For fiscal year 2015, the general fund original budgeted revenues and other financing sources were \$5,686,198 and remained the same for final budgeted revenues and other financing sources. Actual revenues and other financing sources for fiscal 2015 were \$5,904,222. This represents a \$218,024 increase from final budgeted revenues.

General fund original appropriations (appropriated expenditures including other financing uses) of \$5,708,694 remained the same for final appropriations. The actual budget basis expenditures and other financing uses for fiscal year 2015 totaled \$5,598,283, which was \$110,411 less than the final budget appropriations.

Capital Assets and Debt Administration

Capital Assets

At June 30, 2015, the District had \$1,694,360 invested in land, land improvements, buildings and improvements, furniture and equipment and vehicles. This entire amount is reported in governmental activities. The following table shows fiscal year 2015 balances compared to 2014:

| Capital Assets at June 30 (Net of Depreciation) | | <u>Governmental Activities</u> | |
|--|----|--------------------------------|---------------------|
| | | <u>2015</u> | <u>2014</u> |
| Land | \$ | 328,875 | \$ 328,875 |
| Land improvements | | 80,996 | 86,660 |
| Building and improvements | | 704,341 | 777,154 |
| Furniture and equipment | | 297,696 | 278,759 |
| Vehicles | | <u>282,452</u> | <u>217,327</u> |
| Total | | <u>\$ 1,694,360</u> | <u>\$ 1,688,775</u> |

Total additions to capital assets for 2015 were \$185,001. Disposals to capital assets for 2015 were \$11,943 (net of accumulated depreciation). Depreciation expense for the fiscal year was \$167,473. Overall, capital assets of the District increased \$5,585.

See Note 8 to the basic financial statements for additional information on the District's capital assets.

Debt Administration

At June 30, 2015 the District had \$407,000 in qualified school construction bonds outstanding. Of this total, \$37,000 is due within one year and \$370,000 is due within greater than one year. The following table summarizes the bonds outstanding.

**LUCAS LOCAL SCHOOL DISTRICT
RICHLAND COUNTY, OHIO**

MANAGEMENT'S DISCUSSION AND ANALYSIS
FOR THE FISCAL YEAR ENDED JUNE 30, 2015

Outstanding Debt, at Year End

| | Governmental Activities <u>2015</u> | Governmental Activities <u>2014</u> |
|-------------------------------------|---|---|
| Qualified School Construction Bonds | \$ 407,000 | \$ 444,000 |
| Total | <u>\$ 407,000</u> | <u>\$ 444,000</u> |

See Note 9 to the basic financial statements for detail.

Current Financial Related Activities

The Board's five-year forecast indicates the District will require no new additional operating money for fiscal year 2016 through fiscal year 2019 based on current assumptions and conditions. With careful management, additional reductions in spending, and the successful passage of a renewal levy in November 2014, the District will not require additional operating money until after fiscal year 2019. The District does have a 4.2 mill Emergency Levy Renewal that will expire in 2016. The District's certified agreement is valid through June 30, 2017.

Contacting the District's Financial Management

This financial report is designed to provide our citizens, taxpayers, and investors and creditors with a general overview of the District's finances and to show the District's accountability for the money it receives. If you have questions about this report or need additional financial information, please contact Mr. Larry Lifer, Lucas Local School District, 84 Lucas North Road, Lucas, Ohio 44843-9532, 419-892-2338 extension 213.

**LUCAS LOCAL SCHOOL DISTRICT
RICHLAND COUNTY, OHIO**

STATEMENT OF NET POSITION
JUNE 30, 2015

| | Governmental Activities |
|---|------------------------------------|
| Assets: | |
| Equity in pooled cash and investments. | \$ 5,506,819 |
| Receivables: | |
| Property taxes | 2,794,388 |
| Accounts. | 14,978 |
| Accrued interest | 4,143 |
| Intergovernmental | 126,815 |
| Loans | 1,072 |
| Prepayments | 9,923 |
| Materials and supplies inventory. | 1,114 |
| Inventory held for resale. | 7,019 |
| Capital assets: | |
| Nondepreciable capital assets | 328,875 |
| Depreciable capital assets, net. | 1,365,485 |
| Capital assets, net. | 1,694,360 |
| Total assets. | 10,160,631 |
| Deferred outflows of resources: | |
| Pension - STRS | 377,357 |
| Pension - SERS | 144,692 |
| Total deferred outflows of resources | 522,049 |
| Liabilities: | |
| Accounts payable. | 93 |
| Accrued wages and benefits payable | 384,264 |
| Intergovernmental payable | 15,845 |
| Pension obligation payable. | 98,431 |
| Accrued interest payable | 1,623 |
| Long-term liabilities: | |
| Due within one year. | 79,361 |
| Due in more than one year: | |
| Net pension liability (See Note 12). | 6,934,122 |
| Other amounts due in more than one year | 543,778 |
| Total liabilities | 8,057,517 |
| Deferred inflows of resources: | |
| Property taxes levied for the next fiscal year. | 1,983,629 |
| Pension - STRS. | 975,557 |
| Pension - SERS. | 269,577 |
| Total deferred inflows of resources | 3,228,763 |
| Net position: | |
| Net investment in capital assets | 1,287,360 |
| Restricted for: | |
| Locally funded programs | 1,958 |
| Federally funded programs | 94,663 |
| Student activities | 35,141 |
| Other purposes | 42,386 |
| Unrestricted (deficit) | (2,065,108) |
| Total net position. | \$ (603,600) |

SEE ACCOMPANYING NOTES TO THE BASIC FINANCIAL STATEMENTS

**LUCAS LOCAL SCHOOL DISTRICT
RICHLAND COUNTY, OHIO**

STATEMENT OF ACTIVITIES
FOR THE FISCAL YEAR ENDED JUNE 30, 2015

| | Expenses | Program Revenues | | Net (Expense) Revenue and Changes in Net Position Governmental Activities |
|--|---------------------|-----------------------------------|---------------------------------------|--|
| | | Charges for Services and Sales | Operating Grants and Contributions | |
| Governmental activities: | | | | |
| Instruction: | | | | |
| Regular | \$ 2,459,295 | \$ 485,265 | \$ 80,729 | \$ (1,893,301) |
| Special | 595,160 | 39,878 | 321,552 | (233,730) |
| Vocational | 8,485 | - | 5,860 | (2,625) |
| Other | 386,624 | - | - | (386,624) |
| Support services: | | | | |
| Pupil | 154,800 | - | 3,485 | (151,315) |
| Instructional staff | 168,904 | - | 27,314 | (141,590) |
| Board of education | 31,276 | - | - | (31,276) |
| Administration | 523,210 | 17,551 | 39,909 | (465,750) |
| Fiscal | 137,235 | - | - | (137,235) |
| Operations and maintenance | 559,842 | 450 | - | (559,392) |
| Pupil transportation | 335,819 | - | 14,500 | (321,319) |
| Central | 32,081 | - | - | (32,081) |
| Operation of non-instructional services: | | | | |
| Other non-instructional services | 816 | - | - | (816) |
| Food service operations | 286,908 | 138,663 | 118,442 | (29,803) |
| Extracurricular activities | 257,501 | 104,919 | 8,419 | (144,163) |
| Interest and fiscal charges | 1,464 | - | - | (1,464) |
| Total governmental activities | \$ 5,939,420 | \$ 786,726 | \$ 620,210 | (4,532,484) |
| General revenues: | | | | |
| Property taxes levied for: | | | | |
| General purposes | | | | 2,903,902 |
| Grants and entitlements not restricted to specific programs | | | | 2,357,034 |
| Investment earnings | | | | 24,744 |
| Miscellaneous | | | | 31,857 |
| Total general revenues | | | | 5,317,537 |
| Change in net position | | | | 785,053 |
| Net position (deficit) at beginning of year (restated) | | | | (1,388,653) |
| Net position (deficit) at end of year | | | | \$ (603,600) |

SEE ACCOMPANYING NOTES TO THE BASIC FINANCIAL STATEMENTS

**LUCAS LOCAL SCHOOL DISTRICT
RICHLAND COUNTY, OHIO**

BALANCE SHEET
GOVERNMENTAL FUNDS
JUNE 30, 2015

| | <u>General</u> | <u>Nonmajor Governmental Funds</u> | <u>Total Governmental Funds</u> |
|---|---------------------|--|---|
| Assets: | | | |
| Equity in pooled cash and cash equivalents. | \$ 5,289,807 | \$ 217,012 | \$ 5,506,819 |
| Receivables: | | | |
| Property taxes. | 2,794,388 | - | 2,794,388 |
| Accounts | 14,978 | - | 14,978 |
| Accrued interest | 4,143 | - | 4,143 |
| Intergovernmental. | 18,565 | 108,250 | 126,815 |
| Loans | 1,072 | - | 1,072 |
| Prepayments. | 9,364 | 559 | 9,923 |
| Materials and supplies inventory. | - | 1,114 | 1,114 |
| Inventory held for resale. | - | 7,019 | 7,019 |
| Total assets | <u>\$ 8,132,317</u> | <u>\$ 333,954</u> | <u>\$ 8,466,271</u> |
| Liabilities: | | | |
| Accounts payable | \$ 93 | \$ - | \$ 93 |
| Accrued wages and benefits payable | 358,588 | 25,676 | 384,264 |
| Compensated absences payable | 21,129 | - | 21,129 |
| Intergovernmental payable | 14,788 | 1,057 | 15,845 |
| Pension obligation payable | 91,097 | 7,334 | 98,431 |
| Total liabilities. | <u>485,695</u> | <u>34,067</u> | <u>519,762</u> |
| Deferred inflows of resources: | | | |
| Property taxes levied for the next fiscal year. | 1,983,629 | - | 1,983,629 |
| Delinquent property tax revenue not available. | 104,488 | - | 104,488 |
| Intergovernmental revenue not available. | 18,565 | 93,255 | 111,820 |
| Accrued interest not available. | 3,814 | - | 3,814 |
| Total deferred inflows of resources | <u>2,110,496</u> | <u>93,255</u> | <u>2,203,751</u> |
| Fund balances: | | | |
| Nonspendable: | | | |
| Materials and supplies inventory. | - | 1,114 | 1,114 |
| Prepays. | 9,364 | 559 | 9,923 |
| Restricted: | | | |
| Food service operations | - | 48,565 | 48,565 |
| Special education | - | 3,656 | 3,656 |
| Other purposes. | - | 1,958 | 1,958 |
| Extracurricular activities. | - | 35,141 | 35,141 |
| Committed: | | | |
| Capital improvements | - | 116,011 | 116,011 |
| Assigned: | | | |
| Student instruction | 3,405 | - | 3,405 |
| Student and staff support. | 62,251 | - | 62,251 |
| Subsequent year's appropriations | 28,600 | - | 28,600 |
| Unassigned (deficit) | 5,432,506 | (372) | 5,432,134 |
| Total fund balances | <u>5,536,126</u> | <u>206,632</u> | <u>5,742,758</u> |
| Total liabilities, deferred inflows and fund balances | <u>\$ 8,132,317</u> | <u>\$ 333,954</u> | <u>\$ 8,466,271</u> |

SEE ACCOMPANYING NOTES TO THE BASIC FINANCIAL STATEMENTS

**LUCAS LOCAL SCHOOL DISTRICT
RICHLAND COUNTY, OHIO**

RECONCILIATION OF TOTAL GOVERNMENTAL FUND BALANCES TO
NET POSITION OF GOVERNMENTAL ACTIVITIES
JUNE 30, 2015

| | | | |
|--|----|-------------|------------------|
| Total governmental fund balances | | \$ | 5,742,758 |
| <i>Amounts reported for governmental activities on the statement of net position are different because:</i> | | | |
| Capital assets used in governmental activities are not financial resources and therefore are not reported in the funds. | | | 1,694,360 |
| Other long-term assets are not available to pay for current-period expenditures and therefore are deferred inflows in the funds. | | | |
| Property taxes receivable | \$ | 104,488 | |
| Accrued interest receivable | | 3,814 | |
| Intergovernmental receivable | | 111,820 | |
| Total | | | 220,122 |
| Accrued interest payable is not due and payable in the current period and therefore is not reported in the funds. | | | (1,623) |
| The net pension liability is not due and payable in the current period; therefore, the liability and related deferred inflows/outflows are not reported in governmental funds: | | | |
| Deferred outflows of resources - pension | | 522,049 | |
| Deferred inflows of resources - pension | | (1,245,134) | |
| Net pension liability | | (6,934,122) | |
| Total | | | (7,657,207) |
| Long-term liabilities, including bonds payable, are not due and payable in the current period and therefore are not reported in the funds. | | | |
| General obligation bonds | | (407,000) | |
| Compensated absences | | (195,010) | |
| Total | | | (602,010) |
| Net position of governmental activities | | \$ | (603,600) |

SEE ACCOMPANYING NOTES TO THE BASIC FINANCIAL STATEMENTS

**LUCAS LOCAL SCHOOL DISTRICT
RICHLAND COUNTY, OHIO**

STATEMENT OF REVENUES, EXPENDITURES AND CHANGES IN FUND BALANCES
GOVERNMENTAL FUNDS
FOR THE FISCAL YEAR ENDED JUNE 30, 2015

| | <u>General</u> | <u>Nonmajor Governmental Funds</u> | <u>Total Governmental Funds</u> |
|---|---------------------|--|---|
| Revenues: | | | |
| From local sources: | | | |
| Property taxes | \$ 2,909,456 | \$ - | \$ 2,909,456 |
| Tuition | 511,064 | - | 511,064 |
| Earnings on investments | 22,821 | 226 | 23,047 |
| Charges for services | - | 138,663 | 138,663 |
| Extracurricular | 17,551 | 104,919 | 122,470 |
| Classroom materials and fees | 14,079 | - | 14,079 |
| Rental income | 450 | - | 450 |
| Contributions and donations | 30,164 | 6,205 | 36,369 |
| Other local revenues | 1,693 | 420 | 2,113 |
| Intergovernmental - intermediate | - | 51,832 | 51,832 |
| Intergovernmental - state | 2,492,053 | 7,292 | 2,499,345 |
| Intergovernmental - federal | - | 354,880 | 354,880 |
| Total revenues | <u>5,999,331</u> | <u>664,437</u> | <u>6,663,768</u> |
| Expenditures: | | | |
| Current: | | | |
| Instruction: | | | |
| Regular | 2,518,968 | 70,713 | 2,589,681 |
| Special | 454,785 | 157,144 | 611,929 |
| Vocational | 8,601 | - | 8,601 |
| Other | 386,624 | - | 386,624 |
| Support services: | | | |
| Pupil | 155,439 | 2,000 | 157,439 |
| Instructional staff | 119,796 | 24,631 | 144,427 |
| Board of education | 31,326 | - | 31,326 |
| Administration | 506,652 | 31,591 | 538,243 |
| Fiscal | 152,951 | - | 152,951 |
| Operations and maintenance | 450,824 | 112,161 | 562,985 |
| Pupil transportation | 376,230 | - | 376,230 |
| Central | 33,773 | - | 33,773 |
| Operation of non-instructional services: | | | |
| Other operation of non-instructional | 816 | - | 816 |
| Food service operations | - | 256,841 | 256,841 |
| Extracurricular activities | 163,308 | 95,883 | 259,191 |
| Debt service: | | | |
| Principal retirement | 37,000 | - | 37,000 |
| Interest and fiscal charges | 1,538 | - | 1,538 |
| Total expenditures | <u>5,398,631</u> | <u>750,964</u> | <u>6,149,595</u> |
| Excess (deficiency) of revenues over (under) expenditures | <u>600,700</u> | <u>(86,527)</u> | <u>514,173</u> |
| Other financing sources (uses): | | | |
| Transfers in | - | 90,828 | 90,828 |
| Transfers (out) | <u>(90,828)</u> | <u>-</u> | <u>(90,828)</u> |
| Total other financing sources (uses) | <u>(90,828)</u> | <u>90,828</u> | <u>-</u> |
| Net change in fund balances | 509,872 | 4,301 | 514,173 |
| Fund balances at beginning of year | <u>5,026,254</u> | <u>202,331</u> | <u>5,228,585</u> |
| Fund balances at end of year | <u>\$ 5,536,126</u> | <u>\$ 206,632</u> | <u>\$ 5,742,758</u> |

SEE ACCOMPANYING NOTES TO THE BASIC FINANCIAL STATEMENTS

**LUCAS LOCAL SCHOOL DISTRICT
RICHLAND COUNTY, OHIO**

RECONCILIATION OF THE STATEMENT OF REVENUES, EXPENDITURES
AND CHANGES IN FUND BALANCES OF GOVERNMENTAL FUNDS
TO THE STATEMENT OF ACTIVITIES
FOR THE FISCAL YEAR ENDED JUNE 30, 2015

| | | |
|---|------------------|-----------------------|
| Net change in fund balances - total governmental funds | \$ | 514,173 |
| <i>Amounts reported for governmental activities in the statement of activities are different because:</i> | | |
| Governmental funds report capital outlays as expenditures. However, in the statement of activities, the cost of those assets is allocated over their estimated useful lives as depreciation expense. | | |
| Capital asset additions | \$ 185,001 | |
| Current year depreciation | <u>(167,473)</u> | |
| Total | | 17,528 |
| The net effect of various miscellaneous transactions involving capital assets (i.e., sales, disposals, trade-ins, and donations) is to decrease net position. | | |
| | | (11,943) |
| Revenues in the statement of activities that do not provide current financial resources are not reported as revenues in the funds. | | |
| Property taxes | (5,554) | |
| Earnings on investments | 1,923 | |
| Intergovernmental | <u>45,740</u> | |
| Total | | 42,109 |
| Repayment of bond principal is an expenditure in the governmental funds, but the repayment reduces long-term liabilities on the statement of net position. | | |
| Bonds | | 37,000 |
| In the statement of activities, interest is accrued on outstanding bonds, whereas in governmental funds, an interest expenditure is reported when due. The following items resulted in less interest being reported in the statement of activities: | | |
| Decrease in accrued interest payable | | 74 |
| Contractually required contributions are reported as expenditures in governmental funds; however, the statement of activities reports these amounts as deferred outflows. | | |
| | | 457,147 |
| Except for amounts reported as deferred inflows/outflows, changes in the net pension liability are reported as pension expense in the statement of activities. | | |
| | | (301,478) |
| Some expenses reported in the statement of activities, such as compensated absences, do not require the use of current financial resources and therefore are not reported as expenditures in governmental funds. | | |
| | | <u>30,443</u> |
| Change in net position of governmental activities | \$ | <u>785,053</u> |

SEE ACCOMPANYING NOTES TO THE BASIC FINANCIAL STATEMENTS

**LUCAS LOCAL SCHOOL DISTRICT
RICHLAND COUNTY, OHIO**

STATEMENT OF REVENUES, EXPENDITURES AND CHANGES IN
FUND BALANCE - BUDGET AND ACTUAL (NON-GAAP BUDGETARY BASIS)
FOR THE FISCAL YEAR ENDED JUNE 30, 2015

| | <u>Budgeted Amounts</u> | | | Variance with Final Budget Positive (Negative) |
|---|-------------------------|---------------------|---------------------|---|
| | <u>Original</u> | <u>Final</u> | <u>Actual</u> | |
| Revenues: | | | | |
| From local sources: | | | | |
| Property taxes | \$ 2,688,500 | \$ 2,688,500 | \$ 2,797,754 | \$ 109,254 |
| Tuition | 495,500 | 495,500 | 511,064 | 15,564 |
| Transportation fees | 5,400 | 5,400 | - | (5,400) |
| Earnings on investments | 14,000 | 14,000 | 23,040 | 9,040 |
| Classroom materials and fees | 15,200 | 15,200 | 14,079 | (1,121) |
| Rental income | 800 | 800 | 450 | (350) |
| Contributions and donations | - | - | 25,618 | 25,618 |
| Other local revenues | 2,500 | 2,500 | 731 | (1,769) |
| Intergovernmental - state | 2,430,798 | 2,430,798 | 2,492,961 | 62,163 |
| Total revenues | 5,652,698 | 5,652,698 | 5,865,697 | 212,999 |
| Expenditures: | | | | |
| Current: | | | | |
| Instruction: | | | | |
| Regular | 2,540,423 | 2,669,173 | 2,548,089 | 121,084 |
| Special | 389,473 | 450,406 | 452,014 | (1,608) |
| Vocational | 21,805 | 8,571 | 8,602 | (31) |
| Other | 394,297 | 385,249 | 386,624 | (1,375) |
| Support services: | | | | |
| Pupil | 156,246 | 154,487 | 155,038 | (551) |
| Instructional staff | 151,230 | 130,283 | 130,748 | (465) |
| Board of education | 48,989 | 35,242 | 35,368 | (126) |
| Administration | 540,915 | 507,893 | 509,706 | (1,813) |
| Fiscal | 174,376 | 157,895 | 158,459 | (564) |
| Operations and maintenance | 507,951 | 501,667 | 503,393 | (1,726) |
| Pupil transportation | 447,428 | 379,267 | 380,508 | (1,241) |
| Central | 35,583 | 36,016 | 36,145 | (129) |
| Other operation of non-instructional services | 1,517 | 813 | 816 | (3) |
| Extracurricular activities | 156,716 | 162,746 | 163,327 | (581) |
| Debt service: | | | | |
| Principal | 37,408 | 36,868 | 37,000 | (132) |
| Interest and fiscal charges | 3,235 | 1,533 | 1,538 | (5) |
| Total expenditures | 5,607,592 | 5,618,109 | 5,507,375 | 110,734 |
| Excess of revenues over expenditures | 45,106 | 34,589 | 358,322 | 323,733 |
| Other financing sources (uses): | | | | |
| Refund of prior year's expenditures | 33,000 | 33,000 | 37,483 | 4,483 |
| Refund of prior year's receipts | - | (80) | (80) | - |
| Transfers (out) | (101,102) | (90,505) | (90,828) | (323) |
| Sale of capital assets | 500 | 500 | 1,042 | 542 |
| Total other financing sources (uses) | (67,602) | (57,085) | (52,383) | 4,702 |
| Net change in fund balance | (22,496) | (22,496) | 305,939 | 328,435 |
| Fund balance at beginning of year | 4,897,143 | 4,897,143 | 4,897,143 | - |
| Prior year encumbrances appropriated | 20,375 | 20,375 | 20,375 | - |
| Fund balance at end of year | \$ 4,895,022 | \$ 4,895,022 | \$ 5,223,457 | \$ 328,435 |

SEE ACCOMPANYING NOTES TO THE BASIC FINANCIAL STATEMENTS

**LUCAS LOCAL SCHOOL DISTRICT
RICHLAND COUNTY, OHIO**

STATEMENT OF FIDUCIARY NET POSITION
FIDUCIARY FUNDS
JUNE 30, 2015

| | Private Purpose Trust | |
|---|------------------------------|---------------|
| | Scholarship | Agency |
| Assets: | | |
| Equity in pooled cash and investments | \$ 46,380 | \$ 38,903 |
| Total assets. | 46,380 | \$ 38,903 |
| Liabilities: | | |
| Due to students. | - | 37,831 |
| Loans | - | 1,072 |
| Total liabilities | - | \$ 38,903 |
| Net position: | | |
| Held in trust for scholarships | 46,380 | |
| Total net position. | \$ 46,380 | |

SEE ACCOMPANYING NOTES TO THE BASIC FINANCIAL STATEMENTS

**LUCAS LOCAL SCHOOL DISTRICT
RICHLAND COUNTY, OHIO**

STATEMENT OF CHANGES IN FIDUCIARY NET POSITION
FIDUCIARY FUNDS
FOR THE FISCAL YEAR ENDED JUNE 30, 2015

| | Private Purpose Trust |
|--|----------------------------------|
| | Scholarship |
| Additions: | |
| Interest | \$ 265 |
| Gifts and contributions | 5,743 |
| Total additions | 6,008 |
| Deductions: | |
| Scholarships awarded | 56,497 |
| Change in net position | (50,489) |
| Net position at beginning of year | 96,869 |
| Net position at end of year | \$ 46,380 |

SEE ACCOMPANYING NOTES TO THE BASIC FINANCIAL STATEMENTS

**LUCAS LOCAL SCHOOL DISTRICT
RICHLAND COUNTY, OHIO**

NOTES TO THE BASIC FINANCIAL STATEMENTS
FOR THE FISCAL YEAR ENDED JUNE 30, 2015

NOTE 1 - DESCRIPTION OF THE SCHOOL DISTRICT

The Lucas Local School District (the "District") is a body politic and corporate established for the purpose of exercising the rights and privileges conveyed to it by the constitution and laws of the State of Ohio.

The District operates under a locally-elected five-member Board form of government and provides educational services as authorized and further mandated by State and/or federal agencies. This Board controls the district's 4 instructional/support facilities staffed by 44 non-certified, 39 certified and 4 administrative full-time employees to provide services to 596 students.

NOTE 2 - SUMMARY OF SIGNIFICANT ACCOUNTING POLICIES

The basic financial statements of the District have been prepared in conformity with accounting principles generally accepted in the United States of America (GAAP) as applied to governmental units. The Governmental Accounting Standards Board (GASB) is the accepted standard-setting body for establishing governmental accounting and financial reporting principles. The District's significant accounting policies are described below.

A. Reporting Entity

The reporting entity has been defined in accordance with GASB Statement No. 14, "The Financial Reporting Entity" as amended by GASB Statement No. 39, "Determining Whether Certain Organizations Are Component Units" and GASB Statement No. 61, "The Financial Reporting Entity: Omnibus an amendment of GASB Statements No. 14 and No. 34". The reporting entity is composed of the primary government and component units. The primary government consists of all funds, departments, boards and agencies that are not legally separate from the District. For the District, this includes general operations, food service, and student related activities of the District.

Component units are legally separate organizations for which the District is financially accountable. The District is financially accountable for an organization if the District appoints a voting majority of the organization's Governing Board and (1) the District is able to significantly influence the programs or services performed or provided by the organization; or (2) the District is legally entitled to or can otherwise access the organization's resources; or (3) the District is legally obligated or has otherwise assumed the responsibility to finance the deficits of, or provide financial support to, the organization; or (4) the District is obligated for the debt of the organization. Component units may also include organizations that are fiscally dependent on the District in that the District approves the budget, the issuance of debt or the levying of taxes. Certain organizations are also included as component units if the nature and significance of the relationship between the primary government and the organization is such that exclusion by the primary government would render the primary government's financial statements incomplete or misleading. Based upon the application of these criteria, the District has no component units. The basic financial statements of the reporting entity include only those of the District (the primary government).

**LUCAS LOCAL SCHOOL DISTRICT
RICHLAND COUNTY, OHIO**

NOTES TO THE BASIC FINANCIAL STATEMENTS
FOR THE FISCAL YEAR ENDED JUNE 30, 2015

NOTE 2 - SUMMARY OF SIGNIFICANT ACCOUNTING POLICIES - (Continued)

The following organizations are described due to their relationship to the District:

JOINTLY GOVERNED ORGANIZATION

Heartland Council of Governments/North Central Ohio Computer Cooperative (the "COG")

The COG is a jointly governed organization among 16 school districts, 1 educational service center and a career center. The COG is an association of public school districts within the boundaries of Ashland, Crawford, Huron, Marion, Morrow, Richland, Seneca, and Wyandot counties. The COG was formed for the purpose of applying modern technology with the aid of computers and other electronic equipment to administrative and instructional functions among member school districts. Each member school district supports the COG based on a per pupil charge dependent upon the software package utilized. The COG is governed by a Cooperative Assembly consisting of superintendents of the member school districts. The degree of control exercised by any school district is limited to its representation on the Cooperative Assembly. During fiscal year 2015, the District paid \$67,744 to the COG for various services. Financial information can be obtained from the treasurer for the Pioneer Career and Technology Center, who serves as fiscal agent, at 27 Ryan Road, Shelby, Ohio 44875-0309.

PURCHASING POOLS

Ohio School Boards Association Workers' Compensation Group Rating Plan

The District participates in a group rating plan for workers' compensation as established under Section 4123.29 of the Ohio Revised Code. The Ohio School Boards Association Workers' Compensation Group Rating Plan (the "Plan") was established through the Ohio School Boards Association (OSBA) as a group purchasing pool.

Metropolitan Educational Technology Association (META)

The Metropolitan Educational Technology Association (META), formerly the Metropolitan Educational Council (MEC), is a jointly governed organization. The organization is composed of over one hundred members including school districts, joint vocational schools, educational service centers, and libraries covering 57 counties in Ohio. The META helps its members purchase services, insurances, supplies, and other items at a discounted rate. META also provides a variety of services through its data processing center to numerous member districts ("C" sites) around the State of Ohio, with the major emphasis being placed on fiscal services. MEC also provides services to the District including pupil scheduling attendance reporting, and grade reporting. The governing board of META is composed of either the superintendent, a designated representative or a member of the board of education for each participating school district in Franklin County (18 school districts) and one representative from each county. META is not dependent upon the continued participation of the District and the District does not maintain an equity interest in or financial responsibility for META. Financial statements for META can be obtained at 2100 City Gate Drive, Columbus, Ohio 43219.

Risk Sharing Pool

The Stark County Schools Council of Governments Health Benefit Plan is a shared risk pool created pursuant to State statute for the purpose of administering health care benefits. The consortium is governed by an assembly which consists of one representative from each participating school district (usually the superintendent or designee). The assembly elects officers for one year terms to serve on the Board of Directors. The assembly exercises control over the operation of the Consortium. All Consortium revenues are generated from charges for services.

**LUCAS LOCAL SCHOOL DISTRICT
RICHLAND COUNTY, OHIO**

NOTES TO THE BASIC FINANCIAL STATEMENTS
FOR THE FISCAL YEAR ENDED JUNE 30, 2015

NOTE 2 - SUMMARY OF SIGNIFICANT ACCOUNTING POLICIES - (Continued)

B. Fund Accounting

The District uses funds to maintain its financial records during the year. A fund is defined as a fiscal and accounting entity with a self balancing set of accounts. There are three categories of funds: governmental, proprietary and fiduciary.

GOVERNMENTAL FUNDS

Governmental funds are those through which most governmental functions typically are financed. Governmental fund reporting focuses on the sources, uses and balances of current financial resources. Expendable assets are assigned to the various governmental funds according to the purposes for which they may or must be used. Current liabilities are assigned to the fund from which they will be paid. The difference between governmental fund assets plus deferred outflows of resources and liabilities plus deferred inflows of resources is reported as fund balance.

The following is the District's only major governmental fund:

General fund - The general fund is used to account for and report all financial resources not accounted for and reported in another fund. The general fund balance is available for any purpose provided it is expended or transferred according to the general laws of Ohio.

Other governmental funds of the District are used to account for (a) financial resources that are restricted, committed, or assigned to expenditures for capital outlays including the acquisition or construction of capital facilities and other capital assets, (b) specific revenue sources that are restricted or committed to an expenditure for specified purposes other than capital projects.

PROPRIETARY FUND

Proprietary funds are used to account for the District's ongoing activities which are similar to those often found in the private sector. The District has no proprietary funds.

FIDUCIARY FUNDS

Fiduciary fund reporting focuses on net position and changes in net position. The fiduciary fund category is split into four classifications: pension trust funds, investment trust funds, private-purpose trust funds and agency funds. Trust funds are used to account for assets held by the District under a trust agreement for individuals, private organizations, or other governments and are therefore not available to support the District's own programs. The District's only trust fund is a private-purpose trust which accounts for scholarship programs for students. Agency funds are custodial in nature (assets equal liabilities) and do not involve measurement of results of operations. The District's agency fund accounts for student activities.

C. Basis of Presentation and Measurement Focus

Government-wide Financial Statements - The statement of net position and the statement of activities display information about the District as a whole. These statements include the financial activities of the primary government, except for fiduciary funds.

**LUCAS LOCAL SCHOOL DISTRICT
RICHLAND COUNTY, OHIO**

NOTES TO THE BASIC FINANCIAL STATEMENTS
FOR THE FISCAL YEAR ENDED JUNE 30, 2015

NOTE 2 - SUMMARY OF SIGNIFICANT ACCOUNTING POLICIES - (Continued)

The government-wide statement of activities presents a comparison between direct expenses and program revenues for each function or program of the governmental activities of the District. Direct expenses are those that are specifically associated with a service, program or department and therefore clearly identifiable to a particular function. Program revenues include amounts paid by the recipient of goods or services offered by the program and grants and contributions that are restricted to meeting the operational or capital requirements of a particular program. Revenues not classified as program revenues are presented as general revenues of the District.

The government-wide financial statements are prepared using the economic resources measurement focus. All assets, deferred outflows of resources, liabilities and deferred inflows of resources associated with the operation of the District are included on the statement of net position.

Fund Financial Statements - Fund financial statements report detailed information about the District. The focus of governmental fund financial statements is on major funds rather than reporting funds by type. Each major fund is presented in a separate column, and all nonmajor funds are aggregated into one column. Fiduciary funds are reported by fund type.

All governmental funds are accounted for using a flow of current financial resources measurement focus. With this measurement focus, only current assets, current deferred outflows of resources, current liabilities and current deferred inflows of resources generally are included on the balance sheet. The statement of revenues, expenditures and changes in fund balances reports on the sources (i.e., revenues and other financing sources) and uses (i.e., expenditures and other financing uses) of current financial resources. This approach differs from the manner in which the governmental activities of the government-wide financial statements are prepared. Governmental fund financial statements therefore include a reconciliation with brief explanations to better identify the relationship between the government-wide statements and the statements for governmental funds.

The private-purpose trust fund is reported using the economic resources measurement focus. Agency funds do not report a measurement focus as they do not report operations.

D. Basis of Accounting

Basis of accounting determines when transactions are recorded in the financial records and reported on the financial statements. Government-wide financial statements are prepared using the accrual basis of accounting. Governmental funds use the modified accrual basis of accounting. Fiduciary funds also use the accrual basis of accounting.

Revenues - Exchange and Nonexchange Transactions - Revenue resulting from exchange transactions, in which each party gives and receives essentially equal value, is recorded on the accrual basis when the exchange takes place. On a modified accrual basis, revenue is recorded in the fiscal year in which the resources are measurable and become available. Available means that the resources will be collected within the current fiscal year or are expected to be collected soon enough thereafter to be used to pay liabilities of the current fiscal year. For the District, available means expected to be received within sixty days of fiscal year end.

Nonexchange transactions, in which the District receives value without directly giving equal value in return, include property taxes, grants, entitlements and donations. On an accrual basis, revenue from property taxes is recognized in the fiscal year for which the taxes are levied (See Note 6).

**LUCAS LOCAL SCHOOL DISTRICT
RICHLAND COUNTY, OHIO**

NOTES TO THE BASIC FINANCIAL STATEMENTS
FOR THE FISCAL YEAR ENDED JUNE 30, 2015

NOTE 2 - SUMMARY OF SIGNIFICANT ACCOUNTING POLICIES - (Continued)

Revenue from grants, entitlements and donations is recognized in the fiscal year in which all eligibility requirements have been satisfied. Eligibility requirements include timing requirements, which specify the year when the resources are required to be used or the fiscal year when use is first permitted, matching requirements, in which the District must provide local resources to be used for a specified purpose, and expenditure requirements, in which the resources are provided to the District on a reimbursement basis. On a modified accrual basis, revenue from nonexchange transactions must also be available before it can be recognized.

Under the modified accrual basis, the following revenue sources are considered to be both measurable and available at fiscal year end: property taxes available as an advance, interest, tuition, grants, student fees and rentals.

Deferred Outflows of Resources and Deferred Inflows of Resources - In addition to assets, the government-wide statement of net position will report a separate section for deferred outflows of resources. Deferred outflows of resources, represents a consumption of net position that applies to a future period and will not be recognized as an outflow of resources (expense/expenditure) until then. For the District, deferred outflows of resources have been reported for the following two items related the District's net pension liability: (1) the difference between expected and actual experience of the pension systems, and (2) the District's contributions to the pension systems subsequent to the measurement date.

In addition to liabilities, both the government-wide statement of net position and the governmental fund financial statements report a separate section for deferred inflows of resources. Deferred inflows of resources represent an acquisition of net position that applies to a future period and will not be recognized as an inflow of resources (revenue) until that time. For the District, deferred inflows of resources include property taxes and unavailable revenue. Property taxes represent amounts for which there is an enforceable legal claim as of June 30, 2015, but which were levied to finance fiscal year 2016 operations. These amounts have been recorded as a deferred inflow of resources on both the government-wide statement of net position and the governmental fund financial statements. Unavailable revenue is reported only on the governmental funds balance sheet, and represents receivables which will not be collected within the available period. For the District unavailable revenue includes, but is not limited to, delinquent property taxes and intergovernmental grants. These amounts are deferred and recognized as an inflow of resources in the period the amounts become available.

The District also reports a deferred inflow of resources for the net difference between projected and actual earnings on pension plan investments related to the District's net pension liability. This deferred inflow of resources is only reported on the government-wide statement of net position.

Expenses/Expenditures - On the accrual basis of accounting, expenses are recognized at the time they are incurred. The entitlement value of donated commodities used during the year is reported in the statement of revenues, expenditures and changes in fund balances as an expenditure with a like amount reported as intergovernmental revenue on the governmental fund financial statements.

**LUCAS LOCAL SCHOOL DISTRICT
RICHLAND COUNTY, OHIO**

NOTES TO THE BASIC FINANCIAL STATEMENTS
FOR THE FISCAL YEAR ENDED JUNE 30, 2015

NOTE 2 - SUMMARY OF SIGNIFICANT ACCOUNTING POLICIES - (Continued)

The measurement focus of governmental fund accounting is on decreases in net financial resources (expenditures) rather than expenses. Expenditures are generally recognized in the accounting period in which the related fund liability is incurred, if measurable. Allocations of cost, such as depreciation and amortization, are not recognized in governmental funds.

E. Budgets

The District is required by State statute to adopt an annual appropriated cash basis budget for all funds except agency funds. The specific timetable for fiscal year 2015 is as follows:

1. Prior to January 15, the Superintendent and Treasurer submit to the Board of Education a proposed operating budget for the fiscal year commencing the following July 1. The budget includes proposed expenditures and the means of financing for all funds. Public hearings are publicized and conducted to obtain taxpayers' comments. The purpose of this budget document is to reflect the need for existing (or increased) tax rates.
2. By no later than January 20, the Board-adopted budget is filed with the Richland County Budget Commission for tax rate determination.
3. Prior to April 1, the Board of Education accepts, by formal resolution, the tax rates as determined by the Budget Commission and receives the Commission's certificate of estimated resources which states the projected revenue of each fund. Prior to July 1, the District must revise its budget so that total contemplated expenditures from any fund during the ensuing year will not exceed the amount stated in the certificate of estimated resources. The revised budget then serves as a basis for the appropriation measure. On or about July 1, the certificate is amended to include any unencumbered balances from the preceding year as reported by the District. The certificate may be further amended during the year if projected increases or decreases in revenue are identified by the District. The budget figures, as shown in the accompanying budgetary statement, reflect the amounts set forth in the original and final amended certificate of estimated resources issued for fiscal year 2015.
4. By July 1, the annual appropriation resolution is legally enacted by the Board of Education at the fund level of expenditures, which is the legal level of budgetary control. State statute permits a temporary appropriation to be effective until no later than October 1 of each year. Although the legal level of budgetary control was established at the fund level of expenditures, the District has elected to present budgetary statement comparisons at the fund and function level of expenditures. Resolution appropriations by fund must be within the estimated resources as certified by the County Budget Commission and the total of expenditures may not exceed the appropriation totals.
5. Any revisions that alter the total of any fund appropriation must be approved by the Board of Education.
6. Formal budgetary integration is employed as a management control device during the year for all funds consistent with statutory provisions.

**LUCAS LOCAL SCHOOL DISTRICT
RICHLAND COUNTY, OHIO**

NOTES TO THE BASIC FINANCIAL STATEMENTS
FOR THE FISCAL YEAR ENDED JUNE 30, 2015

NOTE 2 - SUMMARY OF SIGNIFICANT ACCOUNTING POLICIES - (Continued)

7. Appropriations amounts are as originally adopted, or as amended by the Board of Education through the year by supplemental appropriations, which either reallocated or increased the original, appropriated amounts. All supplemental appropriations were legally enacted by the Board prior to June 30, 2015. The budget figures, as shown in the accompanying budgetary statement, reflect the original and final appropriation amounts including all amendments and modifications.
8. Unencumbered appropriations lapse at fiscal year end. Encumbered appropriations are carried forward to the succeeding fiscal year and need not be re-appropriated. Expenditures may not legally exceed budgeted appropriations at the fund level.

F. Cash and Investments

To improve cash management, cash received by the District is pooled. Monies for all funds are maintained in this pool. Individual fund integrity is maintained through the District's records. Each fund's interest in the pool is presented as "equity in pooled cash and investments" on the financial statements.

During fiscal year 2015, investments were limited to STAR Ohio, Federal Home Loan Bank (FHLB) securities, Federal National Mortgage Association (FNMA) securities, Federal Farm Credit Bank (FFCB) securities, and Federal Home Loan Mortgage Corporation (FHLMC) securities. Except for nonparticipating investment contracts, investments are reported at fair value which is based on quoted market prices. Nonparticipating investment contracts, such as non-negotiable certificates of deposit, are reported at cost.

The District has invested funds in the State Treasury Asset Reserve of Ohio (STAR Ohio) during fiscal year 2015. STAR Ohio is an investment pool managed by the State Treasurer's Office, which allows governments within the state to pool their funds for investment purposes. STAR Ohio is not registered with the SEC as an investment company, but does operate in a manner consistent with Rule 2a7 of the Investment Company Act of 1940. Investments in STAR Ohio are valued at STAR Ohio's shares price which is the price the investment could be sold for on June 30, 2015.

Under existing Ohio statutes, all investment earnings are assigned to the general fund unless statutorily required to be credited to a specific fund or by policy of the Board of Education. Interest revenue credited to the general fund during fiscal year 2015 amounted to \$22,821 which includes \$1,166 assigned from other District funds.

For presentation on the statement of net position, investments of the cash management pool and investments with original maturities of three months or less at the time they are purchased by the District are considered to be cash equivalents. Investments with an initial maturity of more than three months are reported as investments.

An analysis of the District's investment account at year end is provided in Note 4.

**LUCAS LOCAL SCHOOL DISTRICT
RICHLAND COUNTY, OHIO**

NOTES TO THE BASIC FINANCIAL STATEMENTS
FOR THE FISCAL YEAR ENDED JUNE 30, 2015

NOTE 2 - SUMMARY OF SIGNIFICANT ACCOUNTING POLICIES - (Continued)

G. Inventory

On government-wide and fund financial statements, purchased inventories are presented at the lower of cost or market and donated commodities are presented at their entitlement value on a first-in, first-out basis and are expensed when used. Inventories are accounted for using the consumption method on the fund statements and on the government-wide statements.

On the fund financial statements, reported materials and supplies inventory is equally offset by a nonspendable fund balance in the governmental funds which indicates that it does not constitute available spendable resources even though it is a component of net current assets.

Inventory consists of expendable supplies held for consumption, donated food and purchased food.

H. Capital Assets

General capital assets generally result from expenditures in the governmental funds. These assets are reported in the governmental activities column of the government-wide statement of net position, but are not reported in the fund financial statements.

All capital assets are capitalized at cost (or estimated historical cost) and updated for additions and disposals during the year. Donated capital assets are recorded at their fair market values as of the date received. The District maintains a capitalization threshold of \$500. Improvements are capitalized; the costs of normal maintenance and repairs that do not add to the value of the asset or materially extend an asset's life are not. The District does not possess infrastructure.

All reported capital assets except land are depreciated. Improvements are depreciated over the remaining useful lives of the related capital assets. Depreciation is computed using the straight-line method over the following useful lives:

| <u>Description</u> | <u>Governmental Activities Estimated Lives</u> |
|----------------------------|--|
| Land improvements | 15 - 25 years |
| Buildings and improvements | 15 - 40 years |
| Furniture and equipment | 5 - 20 years |
| Vehicles | 8 - 15 years |

I. Interfund Balances

On fund financial statements, receivables and payables resulting from long-term interfund loans are classified as "interfund loans receivable/payable". These amounts are eliminated in the governmental activities column on the statement of net position. At June 30, 2015, there were no interfund loans receivable/payable.

Receivables resulting from loans to the agency fund are reported as loans receivable on the governmental fund financial statements and as loans payable on the statement of fiduciary net position.

**LUCAS LOCAL SCHOOL DISTRICT
RICHLAND COUNTY, OHIO**

NOTES TO THE BASIC FINANCIAL STATEMENTS
FOR THE FISCAL YEAR ENDED JUNE 30, 2015

NOTE 2 - SUMMARY OF SIGNIFICANT ACCOUNTING POLICIES - (Continued)

J. Compensated Absences

Compensated absences of the District consist of vacation leave and sick leave liability to the extent that payments to the employee for these absences are attributable to services already rendered and are not contingent on a specific event that is outside the control of the District and the employee.

In accordance with the provisions of GASB Statement No. 16, "Accounting for Compensated Absences", a liability for vacation leave is accrued if a) the employees' rights to payment are attributable to services already rendered; and b) it is probable that the employer will compensate the employees for the benefits through paid time off or other means, such as cash payment at termination or retirement. A liability for sick leave is accrued using the vesting method; i.e., the liability is based on the sick leave accumulated at June 30, 2015 by those employees who are currently eligible to receive termination (sick leave) payments, as well as those employees expected to become eligible in the future. For purposes of establishing a liability for sick leave on employees expected to become eligible to retire in the future, all employees with at least ten years of service were considered expected to become eligible to retire in accordance with GASB Statement No. 16.

The total liability for vacation and sick leave payments has been calculated using pay rates in effect at June 30, 2015 and reduced to the maximum payment allowed by labor contract and/or statute, plus any applicable additional salary related payments.

The entire compensated absence liability is reported on the government-wide financial statements.

For governmental fund financial statements, the current portion of unpaid compensated absences is the amount expected to be paid using expendable available resources. These amounts are recorded in the account "compensated absences payable" in the fund from which the employees who have accumulated unpaid leave are paid. The noncurrent portion of the liability is not reported.

K. Accrued Liabilities and Long-Term Obligations

All payables, accrued liabilities and long-term obligations are reported in the government-wide financial statements.

In general, governmental fund payables and accrued liabilities that, once incurred, are paid in a timely manner and in full from current financial resources are reported as obligations of the funds. However, compensated absences that will be paid from governmental funds are reported as a liability in the fund financial statements only to the extent that they are due for payment during the current year.

L. Fund Balance

Fund balance is divided into five classifications based primarily on the extent to which the District is bound to observe constraints imposed upon the use of the resources in the governmental funds. The classifications are as follows:

Nonspendable - The nonspendable fund balance classification includes amounts that cannot be spent because they are not in spendable form or legally required to be maintained intact. The "not in spendable form" criterion includes items that are not expected to be converted to cash.

**LUCAS LOCAL SCHOOL DISTRICT
RICHLAND COUNTY, OHIO**

NOTES TO THE BASIC FINANCIAL STATEMENTS
FOR THE FISCAL YEAR ENDED JUNE 30, 2015

NOTE 2 - SUMMARY OF SIGNIFICANT ACCOUNTING POLICIES - (Continued)

Restricted - Fund balance is reported as restricted when constraints are placed on the use of resources that are either externally imposed by creditors (such as through debt covenants), grantors, contributors, or laws or regulations of other governments, or imposed by law through constitutional provisions or enabling legislation.

Committed - The committed fund balance classification includes amounts that can be used only for the specific purposes imposed by a formal action (resolution) of the District Board of Education (the highest level of decision making authority). Those committed amounts cannot be used for any other purpose unless the District Board of Education removes or changes the specified use by taking the same type of action (resolution) it employed to previously commit those amounts. Committed fund balance also incorporates contractual obligations to the extent that existing resources in the fund have been specifically committed for use in satisfying those contractual requirements.

Assigned - Amounts in the assigned fund balance classification are intended to be used by the District for specific purposes but do not meet the criteria to be classified as restricted nor committed. In governmental funds other than the general fund, assigned fund balance represents the remaining amount that is not restricted or committed. In the general fund, assigned amounts represent intended uses established by policies of the District Board of Education, which includes giving the Treasurer the authority to constrain monies for intended purposes.

Unassigned - Unassigned fund balance is the residual classification for the general fund and includes all spendable amounts not contained in the other classifications. In other governmental funds, the unassigned classification is only used to report a deficit fund balance resulting from overspending for specific purposes for which amounts had been restricted, committed, or assigned.

The District applies restricted resources first when expenditures are incurred for purposes for which restricted and unrestricted (committed, assigned, and unassigned) fund balance is available. Similarly, within unrestricted fund balance, committed amounts are reduced first followed by assigned, and then unassigned amounts when expenditures are incurred for purposes for which amounts in any of the unrestricted fund balance classifications could be used.

M. Net Position

Net position represents the difference between assets and deferred outflows and liabilities and deferred inflows. The net position component "net investment in capital assets," consists of capital assets, net of accumulated depreciation, reduced by the outstanding balances of any borrowing used for the acquisition, construction or improvement of those assets. Deferred outflows of resources and deferred inflows of resources that are attributable to the acquisition, construction or improvement of those assets or related debt also should be included in this component of net position. Net position is reported as restricted when there are limitations imposed on its use either through the enabling legislation adopted by the District or through external restrictions imposed by creditors, grantors or laws or regulations of other governments. The amount restricted for other purposes represents amounts restricted for food service operations and special enterprise operations.

The District applies restricted resources first when an expense is incurred for purposes for which both restricted and unrestricted net position is available.

**LUCAS LOCAL SCHOOL DISTRICT
RICHLAND COUNTY, OHIO**

NOTES TO THE BASIC FINANCIAL STATEMENTS
FOR THE FISCAL YEAR ENDED JUNE 30, 2015

NOTE 2 - SUMMARY OF SIGNIFICANT ACCOUNTING POLICIES - (Continued)

N. Bond Issuance Costs

On government-wide and fund financial statements, bond issuance costs are expensed in the year they occurred.

O. Prepayments

Certain payments to vendors reflect the costs applicable to future accounting periods and are recorded as prepaid items in both government-wide and fund financial statements. These items are reported as assets on the balance sheet using the consumption method. A current asset for the prepaid amounts is recorded at the time of the purchase and the expenditure/expense is reported in the year in which services are consumed.

On the fund financial statements, reported prepayments is equally offset by nonspendable fund balance in the governmental funds which indicates that it does not constitute available spendable resources even though it is a component of net current assets.

P. Estimates

The preparation of the basic financial statements in conformity with GAAP requires management to make estimates and assumptions that affect the amounts reported in the basic financial statements and accompanying notes. Actual results may differ from those estimates.

Q. Interfund Activity

Exchange transactions between funds are reported as revenues in the seller funds and as expenditures/expenses in the purchaser funds. Flows of cash or goods from one fund to another without a requirement for repayment are reported as interfund transfers. Interfund transfers are reported as other financing sources/uses in governmental fund. Repayments from funds responsible for particular expenditures/expenses to the funds that initially paid for them are not presented on the basic financial statements.

R. Pensions

For purposes of measuring the net pension liability, deferred outflows of resources and deferred inflows of resources related to pensions, and pension expense, information about the fiduciary net position of the pension plans and additions to/deductions from their fiduciary net position have been determined on the same basis as they are reported by the pension systems. For this purpose, benefit payments (including refunds of employee contributions) are recognized when due and payable in accordance with the benefit terms. The pension systems report investments at fair value.

S. Extraordinary and Special Items

Extraordinary items are transactions or events that are both unusual in nature and infrequent in occurrence. Special items are transactions or events that are within the control of the Board of Education and that are either unusual in nature or infrequent in occurrence. Neither type of transaction occurred during fiscal year 2015.

**LUCAS LOCAL SCHOOL DISTRICT
RICHLAND COUNTY, OHIO**

NOTES TO THE BASIC FINANCIAL STATEMENTS
FOR THE FISCAL YEAR ENDED JUNE 30, 2015

NOTE 3 - ACCOUNTABILITY AND COMPLIANCE

A. Change in Accounting Principles/Restatement of Net Position

For fiscal year 2015, the District has implemented GASB Statement No. 68, "Accounting and Financial Reporting for Pensions - an Amendment of GASB Statement No. 27", GASB Statement No. 69 "Government Combinations and Disposals of Government Operations", and GASB Statement No. 71, "Pension Transition for Contributions Made Subsequent to the Measurement Date - an Amendment of GASB Statement No. 68".

GASB Statement No. 69 establishes accounting and financial reporting standards related to government combinations and disposals of government operations. The Statement improves the decision usefulness of financial reporting by requiring that disclosures be made by governments about combination arrangements in which they engage and for disposals of government operations. The implementation of GASB Statement No. 69 did not have an effect on the financial statements of the District.

GASB Statement No. 68 improves the accounting and financial reporting by state and local governments for pensions. It also improves information provided by state and local governmental employers about financial support for pensions that is provided by other entities. The implementation of GASB Statement No. 68 affected the District's pension plan disclosures, as presented in Note 12 to the financial statements, and added required supplementary information which is presented on pages 57-63.

GASB Statement No. 71 improves the accounting and financial reporting by addressing an issue in GASB Statement No. 68, concerning transition provisions related to certain pension contributions made to defined benefit pension plans prior to implementation of that Statement by employers and nonemployer contributing entities.

A net position restatement is required in order to implement GASB Statement No 68 and 71. The governmental activities at July 1, 2014 have been restated as follows:

| | Governmental Activities |
|--|----------------------------|
| Net position as previously reported | \$ 6,424,223 |
| Deferred outflows - payments subsequent to measurement date | 420,131 |
| Net pension liability | (8,233,007) |
| Restated net position at July 1, 2014 | \$ (1,388,653) |

Other than employer contributions subsequent to the measurement date, the District made no restatement for deferred inflows/outflows of resources as the information needed to generate these restatements was not available. The restatement had no effect on fund balances.

**LUCAS LOCAL SCHOOL DISTRICT
RICHLAND COUNTY, OHIO**

NOTES TO THE BASIC FINANCIAL STATEMENTS
FOR THE FISCAL YEAR ENDED JUNE 30, 2015

NOTE 3 - ACCOUNTABILITY AND COMPLIANCE - (Continued)

B. Deficit Fund Balances

Fund balances at June 30, 2015 included the following individual fund deficits:

| <u>Nonmajor funds</u> | <u>Deficit</u> |
|---------------------------------|----------------|
| Title I, Disadvantaged Children | \$ 5 |
| Miscellaneous Federal Grants | 367 |

The general fund is liable for any deficits in these funds and provides transfers when cash is required, not when accruals occur. The deficit fund balances resulted from adjustments for accrued liabilities.

NOTE 4 - DEPOSITS AND INVESTMENTS

State statutes classify monies held by the District into three categories.

Active deposits are public deposits necessary to meet current demands on the treasury. Such monies must be maintained either as cash in the District treasury, in commercial accounts payable or withdrawable on demand, including negotiable order of withdrawal (NOW) accounts, or in money market deposit accounts.

Inactive deposits are public deposits that the Board of Education has identified as not required for use within the current five year period of designation of depositories. Inactive deposits must either be evidenced by certificates of deposit maturing not later than the end of the current period of designation of depositories, or by savings or deposit accounts including, but not limited to, passbook accounts.

Interim deposits are deposits of interim monies. Interim monies are those monies which are not needed for immediate use, but which will be needed before the end of the current period of designation of depositories. Interim deposits must be evidenced by time certificates of deposit maturing not more than one year from the date of deposit or by savings or deposit accounts including passbook accounts.

Interim monies may be deposited or invested in the following securities:

1. United States Treasury Notes, Bills, Bonds, or any other obligation or security issued by the United States Treasury or any other obligation guaranteed as to principal and interest by the United States;
2. Bonds, notes, debentures, or any other obligations or securities issued by any federal government agency or instrumentality, including, but not limited to, the Federal National Mortgage Association, Federal Home Loan Bank, Federal Farm Credit Bank, Federal Home Loan Mortgage Corporation, Government National Mortgage Association, and Student Loan Marketing Association. All federal agency securities shall be direct issuances of federal government agencies or instrumentalities;
3. Written repurchase agreements in the securities listed above provided that the market value of the securities subject to the repurchase agreement must exceed the principal value of the agreement by at least two percent and be marked to market daily, and that the term of the agreement must not exceed thirty days;
4. Bonds and other obligations of the State of Ohio;

**LUCAS LOCAL SCHOOL DISTRICT
RICHLAND COUNTY, OHIO**

NOTES TO THE BASIC FINANCIAL STATEMENTS
FOR THE FISCAL YEAR ENDED JUNE 30, 2015

NOTE 4 - DEPOSITS AND INVESTMENTS - (Continued)

5. No-load money market mutual funds consisting exclusively of obligations described in items 1 and 2 above, and repurchase agreements secured by such obligations, provided that investments in securities described in this division are made only through eligible institutions;
6. The State Treasurer's investment pool (STAR Ohio);
7. Certain banker's acceptance and commercial paper notes for a period not to exceed one-hundred-eighty days from the purchase date in an amount not to exceed twenty-five percent of the interim monies available for investment at any one time; and,
8. Under limited circumstances, corporate debt interests rated in either of the two highest classifications by at least two nationally recognized rating agencies.

Protection of the District's deposits is provided by the Federal Deposit Insurance Corporation (FDIC), by eligible securities pledged by the financial institution as security for repayment, by surety company bonds deposited with the Treasurer by the financial institution or by a single collateral pool established by the financial institution to secure the repayment of all public monies deposited with the institution.

Investments in stripped principal or interest obligations, reverse repurchase agreements and derivatives are prohibited. The issuance of taxable notes for the purpose of arbitrage, the use of leverage and short selling are also prohibited. An investment must mature within five years from the date of purchase unless matched to a specific obligation or debt of the District, and must be purchased with the expectation that it will be held to maturity. Investments may only be made through specified dealers and institutions. Payment for investments may be made only upon delivery of the securities representing the investments to the Treasurer or, if the securities are not represented by a certificate, upon receipt of confirmation of transfer from the custodian.

A. Cash on Hand

At June 30, 2015, the District had \$50 in undeposited cash on hand which is included on the financial statements of the District as part of "equity in pooled cash and investments".

B. Deposits with Financial Institutions

At June 30, 2015, the carrying amount of all District deposits was \$4,787,123. Based on the criteria described in GASB Statement No. 40, "Deposits and Investment Risk Disclosures", as of June 30, 2015, \$3,829,446 of the District's bank balance of \$4,792,752 was exposed to custodial risk as discussed below, while \$963,306 was covered by the FDIC.

Custodial credit risk is the risk that, in the event of bank failure, the District's deposits may not be returned. All deposits are collateralized with eligible securities in amounts equal to at least 105% of the carrying value of the deposits. Such collateral, as permitted by the Ohio Revised Code, is held in single financial institution collateral pools at Federal Reserve Banks, or at member banks of the federal reserve system, in the name of the respective depository bank and pledged as a pool of collateral against all of the public deposits it holds or as specific collateral held at the Federal Reserve Bank in the name of the District. The District has no deposit policy for custodial credit risk beyond the requirements of State statute. Although the securities were held by the pledging institutions' trust department and all statutory requirements for the deposit of money had been followed, noncompliance with federal requirements could potentially subject the District to a successful claim by the FDIC.

**LUCAS LOCAL SCHOOL DISTRICT
RICHLAND COUNTY, OHIO**

NOTES TO THE BASIC FINANCIAL STATEMENTS
FOR THE FISCAL YEAR ENDED JUNE 30, 2015

NOTE 4 - DEPOSITS AND INVESTMENTS - (Continued)

C. Investments

As of June 30, 2015, the District had the following investments and maturities:

| <u>Investment type</u> | <u>Fair Value</u> | <u>Investment Maturities</u> | | | | |
|------------------------|-------------------|------------------------------|-----------------------|------------------------|------------------------|-------------------------------|
| | | <u>6 months or less</u> | <u>7 to 12 months</u> | <u>13 to 18 months</u> | <u>19 to 24 months</u> | <u>Greater than 24 months</u> |
| FFCB | \$ 199,658 | \$ - | \$ 100,005 | \$ - | \$ - | \$ 99,653 |
| FHLB | 100,495 | - | - | 100,495 | - | - |
| FHLMC | 250,508 | - | - | - | - | 250,508 |
| FNMA | 249,807 | - | - | - | 149,925 | 99,882 |
| STAR Ohio | 4,461 | 4,461 | - | - | - | - |
| Total | <u>\$ 804,929</u> | <u>\$ 4,461</u> | <u>\$ 100,005</u> | <u>\$ 100,495</u> | <u>\$ 149,925</u> | <u>\$ 450,043</u> |

Interest Rate Risk: As a means of limiting its exposure to fair value losses arising from rising interest rates and according to State law, the District's investment policy limits investment portfolio maturities to five years or less.

Credit Risk: The District's investments in federal agency securities were rated AA+ and Aaa by Standard & Poor's and Moody's Investor Services, respectively. Standard & Poor's has assigned STAR Ohio an AAAm money market rating. Ohio law requires that STAR Ohio maintain the highest rating provided by at least one nationally recognized standard rating service. The District's investment policy does not specifically address credit risk beyond requiring the District to only invest in securities authorized by State statute.

Custodial Credit Risk: For an investment, custodial credit risk is the risk that, in the event of the failure of the counterparty, the District will not be able to recover the value of its investment or collateral securities that are in the possession of an outside party. The federal agency securities are exposed to custodial risk in that they are uninsured, unregistered and held by the counter party's trust department or agent, but not in the District's name. The District's investment policy does not specifically address custodial credit risk beyond the adherence to all relevant sections of the Ohio Revised Code.

Concentration of Credit Risk: The District places no limit on the amount that may be invested in any one issuer. The following table includes the percentage of each investment type held by the District at June 30, 2015:

| <u>Investment type</u> | <u>Fair Value</u> | <u>% of Total</u> |
|------------------------|-------------------|-------------------|
| FFCB | \$ 199,658 | 24.82 |
| FHLB | 100,495 | 12.48 |
| FHLMC | 250,508 | 31.12 |
| FNMA | 249,807 | 31.03 |
| STAR Ohio | 4,461 | 0.55 |
| Total | <u>\$ 804,929</u> | <u>100.00</u> |

**LUCAS LOCAL SCHOOL DISTRICT
RICHLAND COUNTY, OHIO**

NOTES TO THE BASIC FINANCIAL STATEMENTS
FOR THE FISCAL YEAR ENDED JUNE 30, 2015

NOTE 4 - DEPOSITS AND INVESTMENTS - (Continued)

D. Reconciliation of Cash and Investments to the Statement of Net Position

The following is a reconciliation of cash and investments as reported in the note above to cash and investments as reported on the statement of net position as of June 30, 2015:

| | |
|---|---------------------|
| <u>Cash and investments per note</u> | |
| Carrying amount of deposits | \$ 4,787,123 |
| Investments | 804,929 |
| Cash on hand | <u>50</u> |
| Total | <u>\$ 5,592,102</u> |
| <u>Cash and investments per statement of net position</u> | |
| Governmental activities | \$ 5,506,819 |
| Private-purpose trust fund | 46,380 |
| Agency fund | <u>38,903</u> |
| Total | <u>\$ 5,592,102</u> |

NOTE 5 - INTERFUND TRANSACTIONS

- A.** Interfund transfers for the year ended June 30, 2015, consisted of the following, as reported on the fund financial statements:

Transfers to nonmajor governmental funds from:

| | |
|--------------|------------------|
| General fund | <u>\$ 90,828</u> |
|--------------|------------------|

Transfers are used to move revenues from the fund that statute or budget required to collect them to the fund that statute or budget requires to expend them and to use unrestricted revenues collected in the general fund to finance various programs accounted for in other funds in accordance with budgetary authorizations.

Interfund transfers between governmental funds are eliminated for reporting purposes in the statement of activities.

All transfers were made in compliance with Ohio Revised Code Sections 5705.14, 5705.15 and 5705.16.

- B.** Loans between governmental funds and the agency fund are reported as “loans receivable/payable” on the financial statements. The District had the following loan outstanding at fiscal year end:

| <u>Loan from</u> | <u>Loan to</u> | <u>Amount</u> |
|------------------|----------------|-----------------|
| General fund | Agency fund | <u>\$ 1,072</u> |

The loan results from advances from the General fund to the Student Managed Activity Agency fund to provide resources for yearbooks.

This loan is expected to be repaid in the subsequent year as resources become available in the agency fund.

**LUCAS LOCAL SCHOOL DISTRICT
RICHLAND COUNTY, OHIO**

**NOTES TO THE BASIC FINANCIAL STATEMENTS
FOR THE FISCAL YEAR ENDED JUNE 30, 2015**

NOTE 6 - PROPERTY TAXES

Property taxes are levied and assessed on a calendar year basis while the District fiscal year runs from July through June. First half tax collections are received by the District in the second half of the fiscal year. Second half tax distributions occur in the first half of the following fiscal year.

Property taxes include amounts levied against all real property and public utility property. Real property tax revenues received in calendar year 2015 represent the collection of calendar year 2014 taxes. Real property taxes received in calendar year 2015 were levied after April 1, 2014, on the assessed values as of January 1, 2014, the lien date. Assessed values for real property taxes are established by State statute at 35 percent of appraised market value. Real property taxes are payable annually or semiannually. If paid annually, payment is due December 31; if paid semiannually, the first payment is due December 31, with the remainder payable by June 20. Under certain circumstances, State statute permits alternate payment dates to be established. Public utility property tax revenues received in calendar year 2015 represent the collection of calendar year 2014 taxes. Public utility real and personal property taxes received in calendar year 2015 became a lien on December 31, 2013, were levied after April 1, 2014, and are collected with real property taxes. Public utility real property is assessed at 35 percent of true value; public utility tangible personal property is currently assessed at varying percentages of true value.

The District receives property taxes from Richland County. The County Auditor periodically advances to the District its portion of the taxes collected. Second-half real property tax payments collected by the County by June 30, 2015, are available to finance fiscal year 2015 operations. The amount available as an advance at June 30, 2015 was \$706,271 in the general fund. This amount is recorded as revenue. The amount available for advance at June 30, 2014 was \$594,569 in the general fund. The amount of second-half real property taxes available for advance at fiscal year-end can vary based on the date the tax bills are sent.

Accrued property taxes receivable includes real property, public utility property and delinquent tangible personal property taxes which are measurable as of June 30, 2015 and for which there is an enforceable legal claim. Although total property tax collections for the next fiscal year are measurable, only the amount of real property taxes available as an advance at June 30 was levied to finance current fiscal year operations and is reported as revenue at fiscal year end. The portion of the receivable not levied to finance current fiscal year operations is offset by a credit to deferred inflows.

On the accrual basis of accounting, collectible delinquent property taxes have been recorded as a receivable and revenue, while on a modified accrual basis of accounting the revenue has been reported as a deferred inflow.

**LUCAS LOCAL SCHOOL DISTRICT
RICHLAND COUNTY, OHIO**

NOTES TO THE BASIC FINANCIAL STATEMENTS
FOR THE FISCAL YEAR ENDED JUNE 30, 2015

NOTE 6 - PROPERTY TAXES - (Continued)

The assessed values upon which the fiscal year 2015 taxes were collected are:

| | 2014 Second Half Collections | | 2015 First Half Collections | |
|---|---------------------------------|----------------|--------------------------------|----------------|
| | <u>Amount</u> | <u>Percent</u> | <u>Amount</u> | <u>Percent</u> |
| Agricultural/residential and other real estate | \$ 57,636,340 | 77.67 | \$ 64,587,250 | 76.10 |
| Public utility personal | <u>16,571,840</u> | <u>22.33</u> | <u>20,288,370</u> | <u>23.90</u> |
| Total | <u>\$ 74,208,180</u> | <u>100.00</u> | <u>\$ 84,875,620</u> | <u>100.00</u> |
| Tax rate per \$1,000 of assessed valuation | \$49.20 | | \$47.40 | |

NOTE 7 - RECEIVABLES

Receivables at June 30, 2015 consisted of property taxes, intergovernmental grants and entitlements, accounts, and accrued interest. All receivables are considered collectible in full due to the ability to foreclose for the nonpayment of taxes, the stable condition of state programs and the current year guarantee of federal funds.

A summary of the items of receivables reported on the statement of net position follows:

Governmental activities:

| | |
|-------------------|---------------------|
| Property taxes | \$ 2,794,388 |
| Intergovernmental | 126,815 |
| Accounts | 14,978 |
| Accrued interest | <u>4,143</u> |
| Total | <u>\$ 2,940,324</u> |

Receivables have been disaggregated on the face of the basic financial statements. All receivables are expected to be collected within the subsequent year.

**LUCAS LOCAL SCHOOL DISTRICT
RICHLAND COUNTY, OHIO**

NOTES TO THE BASIC FINANCIAL STATEMENTS
FOR THE FISCAL YEAR ENDED JUNE 30, 2015

NOTE 8 - CAPITAL ASSETS

Capital asset activity for the fiscal year ended June 30, 2015, was as follows:

| | Balance June 30, 2014 | Additions | Disposals | Balance June 30, 2015 |
|---|--------------------------|------------------|--------------------|--------------------------|
| Governmental activities: | | | | |
| <i>Capital assets, not being depreciated:</i> | | | | |
| Land | \$ 328,875 | \$ - | \$ - | \$ 328,875 |
| Total capital assets, not being depreciated | <u>328,875</u> | <u>-</u> | <u>-</u> | <u>328,875</u> |
| <i>Capital assets, being depreciated:</i> | | | | |
| Land improvements | 369,884 | - | - | 369,884 |
| Buildings and improvements | 3,522,025 | - | - | 3,522,025 |
| Furniture and equipment | 1,574,369 | 74,511 | (169,226) | 1,479,654 |
| Vehicles | 809,286 | 110,490 | (112,528) | 807,248 |
| Total capital assets, being depreciated | <u>6,275,564</u> | <u>185,001</u> | <u>(281,754)</u> | <u>6,178,811</u> |
| <i>Less: accumulated depreciation</i> | | | | |
| Land improvements | (283,224) | (5,664) | - | (288,888) |
| Buildings and improvements | (2,744,871) | (72,813) | - | (2,817,684) |
| Furniture and equipment | (1,295,610) | (54,884) | 168,536 | (1,181,958) |
| Vehicles | (591,959) | (34,112) | 101,275 | (524,796) |
| Total accumulated depreciation | <u>(4,915,664)</u> | <u>(167,473)</u> | <u>269,811</u> | <u>(4,813,326)</u> |
| Governmental activities capital assets, net | <u>\$ 1,688,775</u> | <u>\$ 17,528</u> | <u>\$ (11,943)</u> | <u>\$ 1,694,360</u> |

Depreciation expense was charged to governmental functions as follows:

| | |
|----------------------------|-------------------|
| <u>Instruction:</u> | |
| Regular | \$ 29,034 |
| <u>Support services:</u> | |
| Pupil | 394 |
| Instructional staff | 25,045 |
| Administration | 2,866 |
| Fiscal | 871 |
| Operations and maintenance | 10,525 |
| Pupil transportation | 37,058 |
| Extracurricular activities | 27,552 |
| Food service operations | 34,128 |
| Total depreciation expense | <u>\$ 167,473</u> |

**LUCAS LOCAL SCHOOL DISTRICT
RICHLAND COUNTY, OHIO**

NOTES TO THE BASIC FINANCIAL STATEMENTS
FOR THE FISCAL YEAR ENDED JUNE 30, 2015

NOTE 9 - LONG-TERM OBLIGATIONS

A. During the fiscal year 2015, the following activity occurred in governmental activities long-term obligations. The long-term obligations at June 30, 2014 have been restated as described in Note 3.A.

| | Fiscal Year <u>Issued</u> | Fiscal Year <u>Maturity</u> | Interest <u>Rate</u> | Restated Balance <u>06/30/14</u> | <u>Increase</u> | <u>Decrease</u> | Balance <u>06/30/15</u> | Amount Due in <u>One Year</u> |
|--|---------------------------------|-----------------------------------|-------------------------|--|-----------------|-----------------------|----------------------------|-------------------------------------|
| Qualified school construction bonds | 2011 | 2026 | 4.95% | \$ 444,000 | \$ - | \$ (37,000) | \$ 407,000 | \$ 37,000 |
| Net pension liability | | | | 8,233,007 | - | (1,298,885) | 6,934,122 | - |
| Compensated absences | | | | 244,217 | 4,745 | (32,823) | 216,139 | 42,361 |
| Total governmental activities | | | | <u>\$ 8,921,224</u> | <u>\$ 4,745</u> | <u>\$ (1,368,708)</u> | <u>\$ 7,557,261</u> | <u>\$ 79,361</u> |

Compensated Absences

Compensated absences will be paid primarily from the general fund.

Qualified School Construction Bonds

The Qualified School Construction Bonds were issued on October 28, 2010 at the interest rate of 4.95%. The bonds mature on December 1, 2025. The bonds were issued for the purpose of constructing improvements to existing school buildings and structures heating systems and lighting. Principal and interest payments are paid out of the general fund.

Principal and interest requirements for the qualified school construction bonds outstanding at June 30, 2015, are as follows:

| Fiscal Year <u>Ending June 30,</u> | <u>Qualified School Construction Bonds</u> | | |
|---------------------------------------|--|-------------------|-------------------|
| | <u>Principal</u> | <u>Interest</u> | <u>Total</u> |
| 2016 | \$ 37,000 | \$ 19,231 | \$ 56,231 |
| 2017 | 37,000 | 17,400 | 54,400 |
| 2018 | 37,000 | 15,568 | 52,568 |
| 2019 | 37,000 | 13,736 | 50,736 |
| 2020 | 37,000 | 11,905 | 48,905 |
| 2021 - 2025 | 185,000 | 32,051 | 217,051 |
| 2026 | 37,000 | 915 | 37,915 |
| Total | <u>\$ 407,000</u> | <u>\$ 110,806</u> | <u>\$ 517,806</u> |

**LUCAS LOCAL SCHOOL DISTRICT
RICHLAND COUNTY, OHIO**

NOTES TO THE BASIC FINANCIAL STATEMENTS
FOR THE FISCAL YEAR ENDED JUNE 30, 2015

NOTE 9 - LONG-TERM OBLIGATIONS - (Continued)

B. Legal Debt Margin

The Ohio Revised Code (ORC) provides that voted net general obligation debt of the District shall never exceed 9% of the total assessed valuation of the District. The ORC further provides that unvoted indebtedness shall not exceed 1/10 of 1% of the property valuation of the District. The ORC additionally states that unvoted indebtedness related to energy conservation debt shall not exceed 9/10 of 1% of the property valuation of the District. The assessed valuation used in determining the District's legal debt margin has been modified by House Bill 530 which became effective March 30, 2006. In accordance with House Bill 530, the assessed valuation used in the District's legal debt margin calculation excluded tangible personal property used in business, telephone or telegraph property, interexchange telecommunications company property, and personal property owned or leased by a railroad company and used in railroad operations. The effects of these debt limitations at June 30, 2015, are a voted debt margin of \$7,231,806 and an unvoted debt margin of \$84,876.

NOTE 10 - COMPENSATED ABSENCES

The criteria for determining vested vacation and sick leave components are derived from negotiated agreements and State laws. Classified employees earn 5 to 20 days of vacation per year, depending upon length of service. Accumulated unused vacation time is paid to classified employees upon termination of employment. Administrators who are contracted to work 260 days in a year are given 15 to 20 days of vacation per year by contract. Any unused vacation days at the end of the contract are forfeited. The only exception is the Superintendent and Treasurer who can carry over up to 10 days at the end of their contracts. Teachers do not earn vacation time.

Administrators, teachers, and classified employees earn sick leave at a rate of 1 and 1/4 days per month. Sick leave may be accumulated up to 248 days. Upon retirement, payment is made to employees with 10 or more years of service at the District for 25% of the total sick leave accumulation with a maximum of 62 days payment.

The District offers a one-time exit bonus for all part-time employees with a minimum of 10 consecutive years of experience with the District. Part-time employees who elect this exit bonus must retire with the State Teachers Retirement System of Ohio (STRS Ohio) or School Employees Retirement System of Ohio (SERS). This exit bonus applies only to part-time employees who have not previously retired from STRS Ohio or SERS. Upon retirement, the exit bonus will be calculated on a formula of 25% of the first 120 days of accrued sick leave. This bonus is included as a component of "compensated absences payable" on the basic financial statements. The exit bonus is calculated using the scheduled daily rate of pay at the time of retirement.

**LUCAS LOCAL SCHOOL DISTRICT
RICHLAND COUNTY, OHIO**

NOTES TO THE BASIC FINANCIAL STATEMENTS
FOR THE FISCAL YEAR ENDED JUNE 30, 2015

NOTE 10 - COMPENSATED ABSENCES - (Continued)

For those part-time who have accrued sick leave beyond 120 days, the following additional formula will apply:

| <u>Accumulated sick leave</u> | <u>Exit bonus shall be increased by:</u> | <u>Total exit bonus days</u> |
|-----------------------------------|--|----------------------------------|
| 130 - 139 days | 1 additional day | 31 |
| 140 - 149 days | 2 additional days | 32 |
| 150 - 159 days | 3 additional days | 33 |
| 160 - 169 days | 4 additional days | 34 |
| 170 - 179 days | 5 additional days | 35 |
| 180 - 189 days | 6 additional days | 36 |
| 190 - 199 days | 7 additional days | 37 |
| 200 - 209 days | 8 additional days | 38 |
| 210 - 219 days | 9 additional days | 39 |
| > = 240 days | 10 additional days | 40 |

The maximum exit bonus that any employee can earn is forty days.

NOTE 11 - RISK MANAGEMENT

A. Property, Fleet, and Liability Insurance

The District is exposed to various risks of loss related to torts; theft of, damage to, and destruction of assets; errors and omissions; injuries to employees; and natural disasters. During fiscal year 2015, the District retained property insurance coverage in the blanket amount of \$21,975,201, no coinsurance, replacement cost, and a \$1,000 deductible.

Vehicles are covered by a policy through Ohio School Plan, which provides for a \$1,000 deductible on buses for both comprehensive and collision. It also includes replacement costs on buses that are ten years old and newer. Vehicle liability has a \$3,000,000 bodily injury and property damage limit.

Ohio School Plan also provides general liability coverage of \$3,000,000 each occurrence and \$5,000,000 aggregate with no deductible.

Settled claims have not exceeded coverage in any of the past three fiscal years. There have been no significant reductions in insurance coverage from last fiscal year.

**LUCAS LOCAL SCHOOL DISTRICT
RICHLAND COUNTY, OHIO**

NOTES TO THE BASIC FINANCIAL STATEMENTS
FOR THE FISCAL YEAR ENDED JUNE 30, 2015

NOTE 11 - RISK MANAGEMENT - (Continued)

B. Employee Dishonesty Bonds

The District carries employee dishonesty bonds for the Treasurer in the amount of \$100,000 and the Superintendent and Board President each in the amount of \$74,000. Also, an employee blanket dishonesty bond in the amount of \$100,000 is provided to cover all other employees of the District.

C. Workers' Compensation Plan

The District participates in the Ohio School Boards Association Workers' Compensation Group Rating Plan (the "Plan"), an insurance purchasing pool (See Note 2.A.). The Plan's business and affairs are conducted by a three-member board of directors consisting of the President, the President-Elect and the Immediate Past President of the Ohio School Boards Association. The Executive Director of the OSBA, or his designee, serves as coordinator of the program. Each year, the participating school districts pay an enrollment fee to the Plan to cover the costs of administering the program.

The intent of the Plan is to achieve the benefit of a reduced premium for the District by virtue of its grouping and representation with other participants in the Plan. The worker's compensation experience of the participating school districts is calculated as one experience and a common premium rate is applied to all school districts in the Plan. Participation in the Plan is limited to school districts that can meet the Plan's selection criteria. The firm of CompManagement, Inc. provides administrative, cost control and actuarial services to the Plan.

D. Employee Group Medical and Dental Insurance

The District has contracted with the Stark County Schools Council of Governments Health Benefits Plan (a shared risk pool) (See Note 2) to provide employee medical/surgical benefits. Rates are set through an annual calculation process. The District pays a monthly contribution which is placed in a common fund from which claim payments are made for all participating districts. The District's Board of Education pays a portion of the monthly premium.

Claims are paid for all participants regardless of claims flow. Upon termination, all District claims would be paid without regard to the District's account balance. The Directors have the right to hold monies for an exiting district subsequent to the settlement of all expenses and claims.

Post employment health care is provided to plan participants or their beneficiaries through the respective retirement systems discussed in Note 13. As such, no funding provisions are required by the District.

NOTE 12 - DEFINED BENEFIT PENSION PLANS

Net Pension Liability

The net pension liability reported on the statement of net position represents a liability to employees for pensions. Pensions are a component of exchange transactions—between an employer and its employees—of salaries and benefits for employee services. Pensions are provided to an employee—on a deferred-payment basis—as part of the total compensation package offered by an employer for employee services each financial period. The obligation to sacrifice resources for pensions is a present obligation because it was created as a result of employment exchanges that already have occurred.

**LUCAS LOCAL SCHOOL DISTRICT
RICHLAND COUNTY, OHIO**

NOTES TO THE BASIC FINANCIAL STATEMENTS
FOR THE FISCAL YEAR ENDED JUNE 30, 2015

NOTE 12 - DEFINED BENEFIT PENSION PLANS - (Continued)

The net pension liability represents the District’s proportionate share of each pension plan’s collective actuarial present value of projected benefit payments attributable to past periods of service, net of each pension plan’s fiduciary net position. The net pension liability calculation is dependent on critical long-term variables, including estimated average life expectancies, earnings on investments, cost of living adjustments and others. While these estimates use the best information available, unknowable future events require adjusting this estimate annually.

Ohio Revised Code limits the District’s obligation for this liability to annually required payments. The District cannot control benefit terms or the manner in which pensions are financed; however, the District does receive the benefit of employees’ services in exchange for compensation including pension.

GASB 68 assumes the liability is solely the obligation of the employer, because (1) they benefit from employee services; and (2) State statute requires all funding to come from these employers. All contributions to date have come solely from these employers (which also includes costs paid in the form of withholdings from employees). State statute requires the pension plans to amortize unfunded liabilities within 30 years. If the amortization period exceeds 30 years, each pension plan’s board must propose corrective action to the State legislature. Any resulting legislative change to benefits or funding could significantly affect the net pension liability. Resulting adjustments to the net pension liability would be effective when the changes are legally enforceable.

The proportionate share of each plan’s unfunded benefits is presented as a long-term *net pension liability* on the accrual basis of accounting. Any liability for the contractually-required pension contribution outstanding at the end of the year is included in *pension and postemployment benefits payable* on both the accrual and modified accrual bases of accounting.

Plan Description - School Employees Retirement System (SERS)

Plan Description –District non-teaching employees participate in SERS, a cost-sharing multiple-employer defined benefit pension plan administered by SERS. SERS provides retirement, disability and survivor benefits, annual cost-of-living adjustments, and death benefits to plan members and beneficiaries. Authority to establish and amend benefits is provided by Ohio Revised Code Chapter 3309. SERS issues a publicly available, stand-alone financial report that includes financial statements, required supplementary information and detailed information about SERS’ fiduciary net position. That report can be obtained by visiting the SERS website at www.ohsers.org under Employers/Audit Resources.

Age and service requirements for retirement are as follows:

| | Eligible to Retire on or before August 1, 2017 * | Eligible to Retire on or after August 1, 2017 |
|------------------------------|---|---|
| Full Benefits | Any age with 30 years of service credit | Age 67 with 10 years of service credit; or Age 57 with 30 years of service credit |
| Actuarially Reduced Benefits | Age 60 with 5 years of service credit Age 55 with 25 years of service credit | Age 62 with 10 years of service credit; or Age 60 with 25 years of service credit |

* Members with 25 years of service credit as of August 1, 2017, will be included in this plan.

**LUCAS LOCAL SCHOOL DISTRICT
RICHLAND COUNTY, OHIO**

NOTES TO THE BASIC FINANCIAL STATEMENTS
FOR THE FISCAL YEAR ENDED JUNE 30, 2015

NOTE 12 - DEFINED BENEFIT PENSION PLANS - (Continued)

Annual retirement benefits are calculated based on final average salary multiplied by a percentage that varies based on year of service; 2.2 percent for the first thirty years of service and 2.5 percent for years of service credit over 30. Final average salary is the average of the highest three years of salary.

One year after an effective benefit date, a benefit recipient is entitled to a three percent cost-of-living adjustment (COLA). This same COLA is added each year to the base benefit amount on the anniversary date of the benefit.

Funding Policy – Plan members are required to contribute 10 percent of their annual covered salary and the District is required to contribute 14 percent of annual covered payroll. The contribution requirements of plan members and employers are established and may be amended by the SERS' Retirement Board up to statutory maximum amounts of 10 percent for plan members and 14 percent for employers. The Retirement Board, acting with the advice of the actuary, allocates the employer contribution rate among four of the System's funds (Pension Trust Fund, Death Benefit Fund, Medicare B Fund, and Health Care Fund). For the fiscal year ended June 30, 2015, the allocation to pension, death benefits, and Medicare B was 13.18 percent. The remaining 0.82 percent of the 14 percent employer contribution rate was allocated to the Health Care Fund.

The District's contractually required contribution to SERS was \$130,556 for fiscal year 2015. Of this amount \$14,512 is reported as pension and postemployment benefits payable.

Plan Description - State Teachers Retirement System (STRS)

Plan Description – District licensed teachers and other faculty members participate in STRS Ohio, a cost-sharing multiple-employer public employee retirement system administered by STRS. STRS provides retirement and disability benefits to members and death and survivor benefits to beneficiaries. STRS issues a stand-alone financial report that includes financial statements, required supplementary information and detailed information about STRS' fiduciary net position. That report can be obtained by writing to STRS, 275 E. Broad St., Columbus, OH 43215-3771, by calling (888) 227-7877, or by visiting the STRS Web site at www.strsoh.org.

New members have a choice of three retirement plans; a Defined Benefit (DB) Plan, a Defined Contribution (DC) Plan and a Combined Plan. Benefits are established by Ohio Revised Code Chapter 3307. The DB plan offers an annual retirement allowance based on final average salary multiplied by a percentage that varies based on years of service. Effective August 1, 2015, the calculation will be 2.2 percent of final average salary for the five highest years of earnings multiplied by all years of service. With certain exceptions, the basic benefit is increased each year by two percent of the original base benefit. For members retiring August 1, 2013, or later, the first two percent is paid on the fifth anniversary of the retirement benefit. Members are eligible to retire at age 60 with five years of qualifying service credit, or age 55 with 25 years of service, or 30 years of service regardless of age. Age and service requirements for retirement will increase effective August 1, 2015, and will continue to increase periodically until they reach age 60 with 35 years of service or age 65 with five years of service on August 1, 2026.

The DC Plan allows members to place all their member contributions and 9.5 percent of the 14 percent employer contributions into an investment account. Investment allocation decisions are determined by the member. The remaining 4.5 percent of the 14 percent employer rate is allocated to the defined benefit unfunded liability. A member is eligible to receive a retirement benefit at age 50 and termination of employment. The member may elect to receive a lifetime monthly annuity or a lump sum withdrawal.

**LUCAS LOCAL SCHOOL DISTRICT
RICHLAND COUNTY, OHIO**

NOTES TO THE BASIC FINANCIAL STATEMENTS
FOR THE FISCAL YEAR ENDED JUNE 30, 2015

NOTE 12 - DEFINED BENEFIT PENSION PLANS - (Continued)

The Combined Plan offers features of both the DB Plan and the DC Plan. In the Combined Plan, member contributions are allocated among investment choices by the member, and employer contributions are used to fund the defined benefit payment at a reduced level from the regular DB Plan. The defined benefit portion of the Combined Plan payment is payable to a member on or after age 60 with five years of services. The defined contribution portion of the account may be taken as a lump sum payment or converted to a lifetime monthly annuity at age 50.

New members who choose the DC plan or Combined Plan will have another opportunity to reselect a permanent plan during their fifth year of membership. Members may remain in the same plan or transfer to another STRS plan. The optional annuitization of a member's defined contribution account or the defined contribution portion of a member's Combined Plan account to a lifetime benefit results in STRS bearing the risk of investment gain or loss on the account. STRS has therefore included all three plan options as one defined benefit plan for GASB 68 reporting purposes.

A DB or Combined Plan member with five or more years of credited service who is determined to be disabled may qualify for a disability benefit. Eligible survivors of members who die before service retirement may qualify for monthly benefits. New members on or after July 1, 2013, must have at least ten years of qualifying service credit that apply for disability benefits. Members in the DC Plan who become disabled are entitled only to their account balance. If a member of the DC Plan dies before retirement benefits begin, the member's designated beneficiary is entitled to receive the member's account balance.

Funding Policy – Employer and member contribution rates are established by the State Teachers Retirement Board and limited by Chapter 3307 of the Ohio Revised Code. The statutory maximum employee contribution rate was increased one percent July 1, 2014, and will be increased one percent each year until it reaches 14 percent on July 1, 2016. For the fiscal year ended June 30, 2015, plan members were required to contribute 12 percent of their annual covered salary. The District was required to contribute 14 percent; the entire 14 percent was the portion used to fund pension obligations. The fiscal year 2015 contribution rates were equal to the statutory maximum rates.

The District's contractually required contribution to STRS was \$326,591 for fiscal year 2015. Of this amount, \$55,628 is reported as pension and postemployment benefits payable.

Pension Liabilities, Pension Expense, and Deferred Outflows of Resources and Deferred Inflows of Resources Related to Pensions

The net pension liability was measured as of June 30, 2014, and the total pension liability used to calculate the net pension liability was determined by an actuarial valuation as of that date. The District's proportion of the net pension liability was based on the District's share of contributions to the pension plan relative to the contributions of all participating entities. Following is information related to the proportionate share and pension expense:

| | SERS | STRS | Total |
|--|-------------|-------------|-------------|
| Proportionate Share of the Net Pension Liability | \$1,660,951 | \$5,273,171 | \$6,934,122 |
| Proportion of the Net Pension Liability | 0.03281900% | 0.02167936% | |
| Pension Expense | \$96,928 | \$204,550 | \$301,478 |

**LUCAS LOCAL SCHOOL DISTRICT
RICHLAND COUNTY, OHIO**

NOTES TO THE BASIC FINANCIAL STATEMENTS
FOR THE FISCAL YEAR ENDED JUNE 30, 2015

NOTE 12 - DEFINED BENEFIT PENSION PLANS - (Continued)

At June 30, 2015, the District reported deferred outflows of resources and deferred inflows of resources related to pensions from the following sources:

| | <u>SERS</u> | <u>STRS</u> | <u>Total</u> |
|--|------------------|------------------|--------------------|
| Deferred Outflows of Resources | | | |
| Differences between expected and actual experience | \$14,136 | \$50,766 | \$64,902 |
| School District contributions subsequent to the measurement date | <u>130,556</u> | <u>326,591</u> | <u>457,147</u> |
| Total Deferred Outflows of Resources | <u>\$144,692</u> | <u>\$377,357</u> | <u>\$522,049</u> |
| Deferred Inflows of Resources | | | |
| Net difference between projected and actual earnings on pension plan investments | <u>\$269,577</u> | <u>\$975,557</u> | <u>\$1,245,134</u> |
| Total Deferred Inflows of Resources | <u>\$269,577</u> | <u>\$975,557</u> | <u>\$1,245,134</u> |

\$457,147 reported as deferred outflows of resources related to pension resulting from District contributions subsequent to the measurement date will be recognized as a reduction of the net pension liability in the year ending June 30, 2016. Other amounts reported as deferred outflows of resources and deferred inflows of resources related to pension will be recognized in pension expense as follows:

| | <u>SERS</u> | <u>STRS</u> | <u>Total</u> |
|-----------------------------|--------------------|--------------------|----------------------|
| Fiscal Year Ending June 30: | | | |
| 2016 | (\$63,860) | (\$231,197) | (\$295,057) |
| 2017 | (63,860) | (231,197) | (295,057) |
| 2018 | (63,860) | (231,197) | (295,057) |
| 2019 | <u>(63,861)</u> | <u>(231,200)</u> | <u>(295,061)</u> |
| Total | <u>(\$255,441)</u> | <u>(\$924,791)</u> | <u>(\$1,180,232)</u> |

Actuarial Assumptions - SERS

SERS' total pension liability was determined by their actuaries in accordance with GASB Statement No. 67, as part of their annual actuarial valuation for each defined benefit retirement plan. Actuarial valuations of an ongoing plan involve estimates of the value of reported amounts (e.g., salaries, credited service) and assumptions about the probability of occurrence of events far into the future (e.g., mortality, disabilities, retirements, employment termination). Actuarially determined amounts are subject to continual review and potential modifications, as actual results are compared with past expectations and new estimates are made about the future.

**LUCAS LOCAL SCHOOL DISTRICT
RICHLAND COUNTY, OHIO**

NOTES TO THE BASIC FINANCIAL STATEMENTS
FOR THE FISCAL YEAR ENDED JUNE 30, 2015

NOTE 12 - DEFINED BENEFIT PENSION PLANS - (Continued)

Projections of benefits for financial reporting purposes are based on the substantive plan (the plan as understood by the employers and plan members) and include the types of benefits provided at the time of each valuation and the historical pattern of sharing benefit costs between the employers and plan members to that point. The projection of benefits for financial reporting purposes does not explicitly incorporate the potential effects of legal or contractual funding limitations.

Actuarial calculations reflect a long-term perspective. For a newly hired employee, actuarial calculations will take into account the employee's entire career with the employer and also take into consideration the benefits, if any, paid to the employee after termination of employment until the death of the employee and any applicable contingent annuitant. In many cases actuarial calculations reflect several decades of service with the employer and the payment of benefits after termination.

Key methods and assumptions used in calculating the total pension liability in the latest actuarial valuation, prepared as of June 30, 2014, are presented below:

| | |
|--|--|
| Wage Inflation | 3.25 percent |
| Future Salary Increases, including inflation | 4.00 percent to 22 percent |
| COLA or Ad Hoc COLA | 3 percent |
| Investment Rate of Return | 7.75 percent net of investments expense, including inflation |
| Actuarial Cost Method | Entry Age Normal |

For post-retirement mortality, the table used in evaluating allowances to be paid is the 1994 Group Annuity Mortality Table set back one year for both men and women. Special mortality tables are used for the period after disability retirement.

The most recent experience study was completed June 30, 2010.

The long-term return expectation for the Pension Plan Investments has been determined using a building-block approach and assumes a time horizon, as defined in SERS' *Statement of Investment Policy*. A forecasted rate of inflation serves as the baseline for the return expectation. Various real return premiums over the baseline inflation rate have been established for each asset class. The long-term expected nominal rate of return has been determined by calculating a weighted averaged of the expected real return premiums for each asset class, adding the projected inflation rate, and adding the expected return from rebalancing uncorrelated asset classes. The target allocation and best estimates of arithmetic real rates of return for each major assets class are summarized in the following table:

| <u>Asset Class</u> | <u>Target Allocation</u> | <u>Long-Term Expected Real Rate of Return</u> |
|------------------------|------------------------------|---|
| Cash | 1.00 % | 0.00 % |
| US Stocks | 22.50 | 5.00 |
| Non-US Stocks | 22.50 | 5.50 |
| Fixed Income | 19.00 | 1.50 |
| Private Equity | 10.00 | 10.00 |
| Real Assets | 10.00 | 5.00 |
| Multi-Asset Strategies | 15.00 | 7.50 |
| Total | <u>100.00 %</u> | |

**LUCAS LOCAL SCHOOL DISTRICT
RICHLAND COUNTY, OHIO**

NOTES TO THE BASIC FINANCIAL STATEMENTS
FOR THE FISCAL YEAR ENDED JUNE 30, 2015

NOTE 12 - DEFINED BENEFIT PENSION PLANS - (Continued)

Discount Rate The total pension liability was calculated using the discount rate of 7.75 percent. The projection of cash flows used to determine the discount rate assumed the contributions from employers and from the members would be computed based on contribution requirements as stipulated by State statute. Projected inflows from investment earning were calculated using the long-term assumed investment rate of return (7.75 percent). Based on those assumptions, the plan's fiduciary net position was projected to be available to make all future benefit payments of current plan members. Therefore, the long-term expected rate of return on pension plan investments was applied to all periods of projected benefits to determine the total pension liability.

Sensitivity of the District's Proportionate Share of the Net Pension Liability to Changes in the Discount Rate Net pension liability is sensitive to changes in the discount rate, and to illustrate the potential impact the following table presents the net pension liability calculated using the discount rate of 7.75 percent, as well as what each plan's net pension liability would be if it were calculated using a discount rate that is one percentage point lower (6.75 percent), or one percentage point higher (8.75 percent) than the current rate.

| | 1% Decrease (6.75%) | Current Discount Rate (7.75%) | 1% Increase (8.75%) |
|--|------------------------|-------------------------------------|------------------------|
| School District's proportionate share of the net pension liability | \$2,369,683 | \$1,660,951 | \$1,064,846 |

Actuarial Assumptions - STRS

The total pension liability in the June 30, 2014, actuarial valuation was determined using the following actuarial assumptions, applied to all periods included in the measurement:

| | |
|-----------------------------------|--|
| Inflation | 2.75 percent |
| Projected salary increases | 2.75 percent at age 70 to 12.25 percent at age 20 |
| Investment Rate of Return | 7.75 percent, net of investment expenses |
| Cost-of-Living Adjustments (COLA) | 2 percent simple applied as follows: for members retiring before August 1, 2013, 2 percent per year; for members retiring August 1, 2013, or later, 2 percent COLA paid on fifth anniversary of retirement date. |

Mortality rates were based on the RP-2000 Combined Mortality Table (Projection 2022—Scale AA) for Males and Females. Males' ages are set-back two years through age 89 and no set-back for age 90 and above. Females younger than age 80 are set back four years, one year set back from age 80 through 89 and not set back from age 90 and above.

Actuarial assumptions used in the June 30, 2014, valuation are based on the results of an actuarial experience study, effective July 1, 2012.

**LUCAS LOCAL SCHOOL DISTRICT
RICHLAND COUNTY, OHIO**

NOTES TO THE BASIC FINANCIAL STATEMENTS
FOR THE FISCAL YEAR ENDED JUNE 30, 2015

NOTE 12 - DEFINED BENEFIT PENSION PLANS - (Continued)

The 10 year expected real rate of return on pension plan investments was determined by STRS' investment consultant by developing best estimates of expected future real rates of return for each major asset class. The target allocation and best estimates of geometric real rates of return for each major asset class are summarized as follows:

| <u>Asset Class</u> | <u>Target Allocation</u> | <u>Long-Term Expected Real Rate of Return</u> |
|----------------------|------------------------------|---|
| Domestic Equity | 31.00 % | 8.00 % |
| International Equity | 26.00 | 7.85 |
| Alternatives | 14.00 | 8.00 |
| Fixed Income | 18.00 | 3.75 |
| Real Estate | 10.00 | 6.75 |
| Liquidity Reserves | 1.00 | 3.00 |
| Total | <u>100.00 %</u> | |

Discount Rate The discount rate used to measure the total pension liability was 7.75 percent as of June 30, 2014. The projection of cash flows used to determine the discount rate assumes member and employer contributions will be made at the statutory contribution rates in accordance with rate increases described above. For this purpose, only employer contributions that are intended to fund benefits of current plan members and their beneficiaries are included. Projected employer contributions that are intended to fund the service costs of future plan members and their beneficiaries, as well as projected contributions from future plan members, are not included. Based on those assumptions, STRS' fiduciary net position was projected to be available to make all projected future benefit payments to current plan members as of June 30, 2014. Therefore, the long-term expected rate of return on pension plan investments of 7.75 percent was applied to all periods of projected benefit payment to determine the total pension liability as of June 30, 2014.

Sensitivity of the District's Proportionate Share of the Net Pension Liability to Changes in the Discount Rate The following table presents the District's proportionate share of the net pension liability calculated using the current period discount rate assumption of 7.75 percent, as well as what the District's proportionate share of the net pension liability would be if it were calculated using a discount rate that is one-percentage-point lower (6.75 percent) or one-percentage-point higher (8.75 percent) than the current rate:

| | <u>1% Decrease (6.75%)</u> | <u>Current Discount Rate (7.75%)</u> | <u>1% Increase (8.75%)</u> |
|--|--------------------------------|--|--------------------------------|
| School District's proportionate share of the net pension liability | \$7,549,119 | \$5,273,171 | \$3,348,484 |

**LUCAS LOCAL SCHOOL DISTRICT
RICHLAND COUNTY, OHIO**

NOTES TO THE BASIC FINANCIAL STATEMENTS
FOR THE FISCAL YEAR ENDED JUNE 30, 2015

NOTE 13 - POSTEMPLOYMENT BENEFITS

A. School Employees Retirement System

Health Care Plan Description - The District contributes to the SERS Health Care Fund, administered by SERS for non-certificated retirees and their beneficiaries. For GASB 45 purposes, this plan is considered a cost-sharing, multiple-employer, defined benefit other postemployment benefit (OPEB) plan. The Health Care Plan includes hospitalization and physicians' fees through several types of plans including HMO's, PPO's, Medicare Advantage, and traditional indemnity plans as well as a prescription drug program. The financial report of the Plan is included in the SERS Comprehensive Annual Financial Report which can be obtained on SERS' website at www.ohsers.org under Employers/Audit Resources.

Access to health care for retirees and beneficiaries is permitted in accordance with Section 3309 of the Ohio Revised Code. The Health Care Fund was established and is administered in accordance with Internal Revenue Code Section 105(e). SERS' Retirement Board reserves the right to change or discontinue any health plan or program. Health care is financed through a combination of employer contributions and retiree premiums, copays and deductibles on covered health care expenses, investment returns, and any funds received as a result of SERS' participation in Medicare programs. Active employee members do not contribute to the Health Care Plan. Retirees and their beneficiaries are required to pay a health care premium that varies depending on the plan selected, the number of qualified years of service, Medicare eligibility and retirement status.

Funding Policy - State statute permits SERS to fund the health care benefits through employer contributions. Each year, after the allocation for statutorily required basic benefits, the Retirement Board allocates the remainder of the employer contribution of 14 percent of covered payroll to the Health Care Fund. For fiscal year 2015, 0.82 percent of covered payroll was allocated to health care. In addition, employers pay a surcharge for employees earning less than an actuarially determined minimum compensation amount, pro-rated according to service credit earned. For fiscal year 2015, this amount was \$20,450. Statutes provide that no employer shall pay a health care surcharge greater than 2 percent of that employer's SERS-covered payroll; nor may SERS collect in aggregate more than 1.5 percent of the total statewide SERS-covered payroll for the health care surcharge. For fiscal year 2015, the District's surcharge obligation was \$16,726.

The District's contributions for health care for the fiscal years ended June 30, 2015, 2014, and 2013 were \$24,151, \$16,617, and \$12,047, respectively. For fiscal year 2015, 90.49 percent has been contributed, with the balance being reported as pension obligation payable. The full amount has been contributed for fiscal years 2014 and 2013.

B. State Teachers Retirement System

Plan Description - The District participates in the cost-sharing multiple-employer defined benefit Health Plan administered by the State Teachers Retirement System of Ohio (STRS) for eligible retirees who participated in the defined benefit or combined pension plans offered by STRS. Ohio law authorizes STRS to offer this plan. Benefits include hospitalization, physicians' fees, prescription drugs and reimbursement of monthly Medicare Part B premiums. The Plan is included in the report of STRS which can be obtained by visiting www.strsoh.org or by calling (888) 227-7877.

**LUCAS LOCAL SCHOOL DISTRICT
RICHLAND COUNTY, OHIO**

NOTES TO THE BASIC FINANCIAL STATEMENTS
FOR THE FISCAL YEAR ENDED JUNE 30, 2015

NOTE 13 - POSTEMPLOYMENT BENEFITS - (Continued)

Funding Policy – Ohio Revised Code Chapter 3307 authorizes STRS Ohio to offer the Plan and gives the Retirement Board authority over how much, if any, of the health care costs will be absorbed by STRS. Active employee members do not contribute to the Health Care Plan. All benefit recipients, for the most recent year, pay a monthly premium. Under Ohio law, funding for post-employment health care may be deducted from employer contributions. For fiscal year 2015, STRS did not allocate any employer contributions to post-employment health care. The District's contributions for health care for the fiscal years ended June 30, 2015, 2014, and 2013 were \$0, \$22,645, and \$22,745 respectively. The full amount has been contributed for fiscal years 2015, 2014 and 2013.

NOTE 14 - BUDGETARY BASIS OF ACCOUNTING

While reporting financial position, results of operations, and changes in fund balance on the basis of generally accepted accounting principles (GAAP), the budgetary basis as provided by law is based upon accounting for certain transactions on a basis of cash receipts and disbursements.

The statement of revenue, expenditures and changes in fund balance - budget and actual (non-GAAP budgetary basis) presented for the general fund is presented on the budgetary basis to provide a meaningful comparison of actual results with the budget. The major differences between the budget basis and the GAAP basis are that:

- (a) Revenues and other financing sources are recorded when received in cash (budget basis) as opposed to when susceptible to accrual (GAAP basis);
- (b) Expenditures and other financing uses are recorded when paid in cash (budget basis) as opposed to when the liability is incurred (GAAP basis);
- (c) In order to determine compliance with Ohio law, and to reserve that portion of the applicable appropriation, total outstanding encumbrances (budget basis) are recorded as the equivalent of an expenditure, as opposed to assigned or committed fund balance for that portion of outstanding encumbrances not already recognized as an account payable (GAAP basis);
- (d) Investments are reported at fair value (GAAP basis) rather than cost (budget basis); and,
- (e) Some funds are included in the general fund (GAAP basis), but have separate legally adopted budgets (budget basis).

**LUCAS LOCAL SCHOOL DISTRICT
RICHLAND COUNTY, OHIO**

NOTES TO THE BASIC FINANCIAL STATEMENTS
FOR THE FISCAL YEAR ENDED JUNE 30, 2015

NOTE 14 - BUDGETARY BASIS OF ACCOUNTING – (Continued)

The adjustments necessary to convert the results of operations for the year on the budget basis to the GAAP basis for the general fund is as follows:

Net Change in Fund Balance

| | <u>General fund</u> |
|---|---------------------|
| Budget basis | \$ 305,939 |
| Net adjustment for revenue accruals | 111,534 |
| Net adjustment for expenditure accruals | 74,036 |
| Net adjustment for other sources/uses | (38,445) |
| Funds budgeted elsewhere | 2,456 |
| Adjustment for encumbrances | 54,352 |
| GAAP basis | \$ 509,872 |

Certain funds that are legally budgeted in separate special revenue funds are considered part of the general fund on a GAAP basis. This includes the special trust fund, rotary fund, uniform school supplies fund and the public school fund.

NOTE 15 - CONTINGENCIES

A. Grants

The District receives significant financial assistance from numerous federal, State and local agencies in the form of grants. The disbursement of funds received under these programs generally requires compliance with terms and conditions specified in the grant agreements and are subject to audit by the grantor agencies. Any disallowed claims resulting from such audits could become a liability of the District. However, in the opinion of management, any such disallowed claims will not have a material effect on the financial position of the District.

B. Litigation

The District is involved in no material litigation as either plaintiff or defendant.

C. Foundation Funding

District Foundation funding is based on the annualized full-time equivalent (FTE) enrollment of each student. Effective for the 2014-2015 school year, traditional Districts must comply with minimum hours of instruction, instead of a minimum number of school days each year. The funding formula the Ohio Department of Education (ODE) is legislatively required to follow will continue to adjust as enrollment information is updated by the District, which can extend past the fiscal year-end. As of the date of this report, ODE has not finalized the impact of enrollment adjustments to the June 30, 2015 Foundation funding for the District; therefore, the financial statement impact is not determinable at this time. ODE and management believe this will result in either a receivable to or liability of the District.

**LUCAS LOCAL SCHOOL DISTRICT
RICHLAND COUNTY, OHIO**

NOTES TO THE BASIC FINANCIAL STATEMENTS
FOR THE FISCAL YEAR ENDED JUNE 30, 2015

NOTE 16 - SET-ASIDES

The District is required by State law to annually set-aside certain general fund revenue amounts, as defined by statutory formula, for the acquisition and construction of capital improvements. Amounts not spent by the end of the fiscal year or offset by similarly restricted resources received during the year must be held in cash at fiscal year-end. This amount must be carried forward to be used for the same purpose in future years. Expenditures exceeding the set-aside requirement may not be carried forward to the next fiscal year.

The following cash-basis information describes the change in the fiscal year-end set-aside amount for capital improvements. Disclosure of this information is required by State statute.

| | <u>Capital Improvements</u> |
|---|---------------------------------|
| Set-aside balance June 30, 2014 | \$ - |
| Current year set-aside requirement | 102,267 |
| Current year qualifying expenditures | <u>(366,807)</u> |
| Total | <u>\$ (264,540)</u> |
| Balance carried forward to fiscal year 2016 | <u>\$ -</u> |
| Set-aside balance June 30, 2015 | <u><u>\$ -</u></u> |

NOTE 17 - OTHER COMMITMENTS

The District utilizes encumbrance accounting as part of its budgetary controls. Encumbrances outstanding at year end may be reported as part of restricted, committed, or assigned classifications of fund balance. At year end, the District's commitments for encumbrances in the governmental funds were as follows:

| <u>Fund</u> | <u>Year-End Encumbrances</u> |
|-----------------------------|----------------------------------|
| General fund | \$ 54,352 |
| Nonmajor governmental funds | <u>64,160</u> |
| Total | <u><u>\$ 118,512</u></u> |

**LUCAS LOCAL SCHOOL DISTRICT
RICHLAND COUNTY, OHIO**

SCHEDULES OF REQUIRED SUPPLEMENTARY INFORMATION

SCHEDULE OF THE DISTRICT'S PROPORTIONATE SHARE OF
THE NET PENSION LIABILITY
SCHOOL EMPLOYEES RETIREMENT SYSTEM (SERS) OF OHIO

LAST TWO FISCAL YEARS

| | <u>2014</u> | <u>2013</u> |
|---|--------------|--------------|
| District's proportion of the net pension liability | 0.03281900% | 0.03281900% |
| District's proportionate share of the net pension liability | \$ 1,660,951 | \$ 1,951,641 |
| District's covered-employee payroll | \$ 953,658 | \$ 932,514 |
| District's proportionate share of the net pension liability as a percentage of its covered-employee payroll | 174.17% | 209.29% |
| Plan fiduciary net position as a percentage of the total pension liability | 71.70% | 65.52% |

Note: Information prior to fiscal year 2013 was unavailable.

**LUCAS LOCAL SCHOOL DISTRICT
RICHLAND COUNTY, OHIO**

SCHEDULES OF REQUIRED SUPPLEMENTARY INFORMATION

SCHEDULE OF THE DISTRICT'S PROPORTIONATE SHARE OF
THE NET PENSION LIABILITY
STATE TEACHERS RETIREMENT SYSTEM (STRS) OF OHIO

LAST TWO FISCAL YEARS

| | <u>2014</u> | <u>2013</u> |
|---|--------------|--------------|
| District's proportion of the net pension liability | 0.02167936% | 0.02167936% |
| District's proportionate share of the net pension liability | \$ 5,273,171 | \$ 6,281,366 |
| District's covered-employee payroll | \$ 2,215,031 | \$ 2,274,492 |
| District's proportionate share of the net pension liability as a percentage of its covered-employee payroll | 238.06% | 276.17% |
| Plan fiduciary net position as a percentage of the total pension liability | 74.70% | 69.30% |

Note: Information prior to fiscal year 2013 was unavailable.

THIS PAGE INTENTIONALLY LEFT BLANK

**LUCAS LOCAL SCHOOL DISTRICT
RICHLAND COUNTY, OHIO**

SCHEDULES OF REQUIRED SUPPLEMENTARY INFORMATION

SCHEDULE OF DISTRICT CONTRIBUTIONS
SCHOOL EMPLOYEES RETIREMENT SYSTEM (SERS) OF OHIO

| | LAST TEN FISCAL YEARS | | | |
|--|-----------------------|------------------|------------------|------------------|
| | <u>2015</u> | <u>2014</u> | <u>2013</u> | <u>2012</u> |
| Contractually required contribution | \$ 130,556 | \$ 132,177 | \$ 129,060 | \$ 130,806 |
| Contributions in relation to the contractually required contribution | <u>(130,556)</u> | <u>(132,177)</u> | <u>(129,060)</u> | <u>(130,806)</u> |
| Contribution deficiency (excess) | <u>\$ -</u> | <u>\$ -</u> | <u>\$ -</u> | <u>\$ -</u> |
| District's covered-employee payroll | \$ 990,561 | \$ 953,658 | \$ 932,514 | \$ 972,535 |
| Contributions as a percentage of covered-employee payroll | 13.18% | 13.86% | 13.84% | 13.45% |

| <u>2011</u> | <u>2010</u> | <u>2009</u> | <u>2008</u> | <u>2007</u> | <u>2006</u> |
|------------------|------------------|-----------------|-----------------|-----------------|-----------------|
| \$ 116,957 | \$ 128,608 | \$ 90,162 | \$ 80,087 | \$ 88,879 | \$ 88,906 |
| <u>(116,957)</u> | <u>(128,608)</u> | <u>(90,162)</u> | <u>(80,087)</u> | <u>(88,879)</u> | <u>(88,906)</u> |
| <u>\$ -</u> | <u>\$ -</u> | <u>\$ -</u> | <u>\$ -</u> | <u>\$ -</u> | <u>\$ -</u> |
| \$ 930,446 | \$ 949,838 | \$ 916,280 | \$ 815,550 | \$ 832,200 | \$ 840,321 |
| 12.57% | 13.54% | 9.84% | 9.82% | 10.68% | 10.58% |

**LUCAS LOCAL SCHOOL DISTRICT
RICHLAND COUNTY, OHIO**

SCHEDULES OF REQUIRED SUPPLEMENTARY INFORMATION

SCHEDULE OF DISTRICT CONTRIBUTIONS
STATE TEACHERS RETIREMENT SYSTEM (STRS) OF OHIO

| | LAST TEN FISCAL YEARS | | | |
|--|-----------------------|------------------|------------------|------------------|
| | <u>2015</u> | <u>2014</u> | <u>2013</u> | <u>2012</u> |
| Contractually required contribution | \$ 326,591 | \$ 287,954 | \$ 295,684 | \$ 290,452 |
| Contributions in relation to the contractually required contribution | <u>(326,591)</u> | <u>(287,954)</u> | <u>(295,684)</u> | <u>(290,452)</u> |
| Contribution deficiency (excess) | <u>\$ -</u> | <u>\$ -</u> | <u>\$ -</u> | <u>\$ -</u> |
| District's covered-employee payroll | \$ 2,332,793 | \$ 2,215,031 | \$ 2,274,492 | \$ 2,234,246 |
| Contributions as a percentage of covered-employee payroll | 14.00% | 13.00% | 13.00% | 13.00% |

| <u>2011</u> | <u>2010</u> | <u>2009</u> | <u>2008</u> | <u>2007</u> | <u>2006</u> |
|------------------|------------------|------------------|------------------|------------------|------------------|
| \$ 287,799 | \$ 273,526 | \$ 264,733 | \$ 261,548 | \$ 257,349 | \$ 252,248 |
| <u>(287,799)</u> | <u>(273,526)</u> | <u>(264,733)</u> | <u>(261,548)</u> | <u>(257,349)</u> | <u>(252,248)</u> |
| <u>\$ -</u> | <u>\$ -</u> | <u>\$ -</u> | <u>\$ -</u> | <u>\$ -</u> | <u>\$ -</u> |
| \$ 2,213,838 | \$ 2,104,046 | \$ 2,036,408 | \$ 2,011,908 | \$ 1,979,608 | \$ 1,940,369 |
| 13.00% | 13.00% | 13.00% | 13.00% | 13.00% | 13.00% |

**LUCAS LOCAL SCHOOL DISTRICT
RICHLAND COUNTY, OHIO**

NOTES TO REQUIRED SUPPLEMENTARY INFORMATION
FOR THE FISCAL YEAR ENDED JUNE 30, 2015

SCHOOL EMPLOYEES RETIREMENT SYSTEM (SERS) OF OHIO

Information about factors that significantly affect trends in the amounts reported in the schedules should be presented as notes to the schedule.

Changes in benefit terms : There were no changes in benefit terms from the amounts reported for fiscal year 2014 and 2015.

Changes in assumptions : There were no changes in methods and assumptions used in the calculation of actuarial determined contributions for fiscal year 2014 and 2015. See the notes to the basic financial statements for the methods and assumptions in this calculation.

STATE TEACHERS RETIREMENT SYSTEM (STRS) OF OHIO

Changes in benefit terms : There were no changes in benefit terms from the amounts reported for fiscal year 2014 and 2015.

Changes in assumptions : There were no changes in methods and assumptions used in the calculation of actuarial determined contributions for fiscal year 2014 and 2015. See the notes to the basic financial statements for the methods and assumptions in this calculation.



Dave Yost • Auditor of State

INDEPENDENT AUDITOR'S REPORT ON INTERNAL CONTROL OVER FINANCIAL REPORTING AND ON COMPLIANCE AND OTHER MATTERS REQUIRED BY GOVERNMENT AUDITING STANDARDS

Lucas Local School District
Richland County
84 Lucas North Road
Lucas, Ohio 44843

To the Board of Education:

We have audited, in accordance with auditing standards generally accepted in the United States and the Comptroller General of the United States' *Government Auditing Standards*, the financial statements of the governmental activities, the major fund, and the aggregate remaining fund information of Lucas Local School District, Richland County, Ohio, (the District) as of and for the year ended June 30, 2015, and the related notes to the financial statements, which collectively comprise the District's basic financial statements and have issued our report thereon dated April 20, 2016, wherein we noted the District adopted new accounting guidance in Governmental Accounting Standards Board Statement No. 68, *Accounting and Financial Reporting for Pensions – an amendment of GASB Statement No. 27* and also GASB Statement No. 71, *Pension Transition for Contributions Made Subsequent to the Measurement Date*.

Internal Control Over Financial Reporting

As part of our financial statement audit, we considered the District's internal control over financial reporting (internal control) to determine the audit procedures appropriate in the circumstances to the extent necessary to support our opinions on the financial statements, but not to the extent necessary to opine on the effectiveness of the District's internal control. Accordingly, we have not opined on it.

A *deficiency in internal control* exists when the design or operation of a control does not allow management or employees, when performing their assigned functions, to prevent, or detect and timely correct misstatements. A *material weakness* is a deficiency, or combination of internal control deficiencies resulting in a reasonable possibility that internal control will not prevent or detect and timely correct a material misstatement of the District's financial statements. A *significant deficiency* is a deficiency, or a combination of deficiencies, in internal control that is less severe than a material weakness, yet important enough to merit attention by those charged with governance.

Our consideration of internal control was for the limited purpose described in the first paragraph of this section and was not designed to identify all internal control deficiencies that might be material weaknesses or significant deficiencies. Given these limitations, we did not identify any deficiencies in internal control that we consider material weaknesses. However, unidentified material weaknesses may exist.

Compliance and Other Matters

As part of reasonably assuring whether the District's financial statements are free of material misstatement, we tested its compliance with certain provisions of laws, regulations, contracts, and grant agreements, noncompliance with which could directly and materially affect the determination of financial statement amounts. However, opining on compliance with those provisions was not an objective of our audit and accordingly, we do not express an opinion. The results of our tests disclosed no instances of noncompliance or other matters we must report under *Government Auditing Standards*.

Purpose of this Report

This report only describes the scope of our internal control and compliance testing and our testing results, and does not opine on the effectiveness of the District's internal control or on compliance. This report is an integral part of an audit performed under *Government Auditing Standards* in considering the District's internal control and compliance. Accordingly, this communication is not suitable for any other purpose.



Dave Yost
Auditor of State
Columbus, Ohio

April 20, 2016



Dave Yost • Auditor of State

LUCAS LOCAL SCHOOL DISTRICT

RICHLAND COUNTY

CLERK'S CERTIFICATION

This is a true and correct copy of the report which is required to be filed in the Office of the Auditor of State pursuant to Section 117.26, Revised Code, and which is filed in Columbus, Ohio.

Susan Babbitt

CLERK OF THE BUREAU

**CERTIFIED
MAY 31, 2016**