



Dave Yost • Auditor of State



**RIDGEWOOD LOCAL SCHOOL DISTRICT  
COSHOCTON COUNTY**

**TABLE OF CONTENTS**

<b>TITLE</b>	<b>PAGE</b>
Independent Auditor's Report .....	1
Management's Discussion and Analysis.....	5
Basic Financial Statements:	
Government-Wide Financial Statements:	
Statement of Net Position .....	17
Statement of Activities.....	18
Fund Financial Statements:	
Balance Sheet – Governmental Funds .....	19
Reconciliation of Total Governmental Fund Balances to Net Position of Governmental Activities.....	20
Statement of Revenues, Expenditures and Changes in Fund Balances – Governmental Funds.....	21
Reconciliation of the Statement of Revenues, Expenditures and Changes in Fund Balances of Governmental Funds to the Statement of Activities.....	22
Statement of Revenues, Expenditures and Changes in Fund Balance – Budget and Actual (Non-GAAP Budgetary Basis) – General Fund .....	23
Statement of Revenues, Expenditures and Changes in Fund Balance – Budget and Actual (Non-GAAP Budgetary Basis) – Schoolwide Building Program Fund .....	24
Statement of Net Position – Proprietary Fund .....	25
Statement of Revenues, Expenses, and Changes in Net Position – Proprietary Fund.....	26
Statement of Cash Flows – Proprietary Fund.....	27
Statement of Fiduciary Net Position – Fiduciary Fund.....	28
Notes to the Basic Financial Statements.....	29
Required Supplementary Information:	
Schedule of the District's Proportionate Share of the Net Pension Liability:	
School Employees Retirement System (SERS) of Ohio .....	66
State Teachers Retirement System (STRS) of Ohio .....	67
Schedule of District Contributions:	
School Employees Retirement System (SERS) of Ohio .....	68
State Teachers Retirement System (STRS) of Ohio .....	70
Notes to Required Supplementary Information .....	72

RIDGEWOOD LOCAL SCHOOL DISTRICT  
COSHOCKTON COUNTY

TABLE OF CONTENTS  
(Continued)

<b>TITLE</b>	<b>PAGE</b>
Schedule of Expenditures of Federal Awards.....	73
Notes to the Schedule of Expenditures of Federal Awards .....	74
Independent Auditor's Report on Internal Control Over Financial Reporting and on Compliance and Other Matters Required by <i>Government Auditing Standards</i> .....	77
Independent Auditor's Report on Compliance with Requirements Applicable to the Major Federal Program and on Internal Control Over Compliance Required by the Uniform Guidance.....	79
Schedule of Findings – 2 CFR Part 200.515 .....	81



# Dave Yost • Auditor of State

## INDEPENDENT AUDITOR'S REPORT

Ridgewood Local School District  
Coshocton County  
301 S. Oak Street  
West Lafayette, Ohio 43845

To the Board of Education:

### ***Report on the Financial Statements***

We have audited the accompanying financial statements of the governmental activities, each major fund, and the aggregate remaining fund information of the Ridgewood Local School District, Coshocton County, Ohio (the District), as of and for the year ended June 30, 2016, and the related notes to the financial statements, which collectively comprise the District's basic financial statements as listed in the Table of Contents.

### ***Management's Responsibility for the Financial Statements***

Management is responsible for preparing and fairly presenting these financial statements in accordance with accounting principles generally accepted in the United States of America; this includes designing, implementing, and maintaining internal control relevant to preparing and fairly presenting financial statements that are free from material misstatement, whether due to fraud or error.

### ***Auditor's Responsibility***

Our responsibility is to opine on these financial statements based on our audit. We audited in accordance with auditing standards generally accepted in the United States of America and the financial audit standards in the Comptroller General of the United States' *Government Auditing Standards*. Those standards require us to plan and perform the audit to reasonably assure the financial statements are free from material misstatement.

An audit requires obtaining evidence about financial statement amounts and disclosures. The procedures selected depend on our judgment, including assessing the risks of material financial statement misstatement, whether due to fraud or error. In assessing those risks, we consider internal control relevant to the District's preparation and fair presentation of the financial statements in order to design audit procedures that are appropriate in the circumstances, but not to the extent needed to opine on the effectiveness of the District's internal control. Accordingly, we express no opinion. An audit also includes evaluating the appropriateness of management's accounting policies and the reasonableness of their significant accounting estimates, as well as our evaluation of the overall financial statement presentation.

We believe the audit evidence we obtained is sufficient and appropriate to support our audit opinions.

**Opinion**

In our opinion, the financial statements referred to above present fairly, in all material respects, the respective financial position of the governmental activities, each major fund, and the aggregate remaining fund information of the Ridgewood Local School District, Coshocton County, Ohio, as of June 30, 2016, and the respective changes in financial position and, where applicable, cash flows thereof and the respective budgetary comparisons for the General and the Schoolwide Building Program Funds thereof for the year then ended in accordance with the accounting principles generally accepted in the United States of America.

**Other Matters**

*Required Supplementary Information*

Accounting principles generally accepted in the United States of America require this presentation to include *Management's Discussion and Analysis* and Schedules of Net Pension Liabilities and Pension Contributions listed in the Table of Contents, to supplement the basic financial statements. Although this information is not part of the basic financial statements, the Governmental Accounting Standards Board considers it essential for placing the basic financial statements in an appropriate operational, economic, or historical context. We applied certain limited procedures to the required supplementary information in accordance with auditing standards generally accepted in the United States of America, consisting of inquiries of management about the methods of preparing the information and comparing the information for consistency with management's responses to our inquiries, to the basic financial statements, and other knowledge we obtained during our audit of the basic financial statements. We do not opine or provide any assurance on the information because the limited procedures do not provide us with sufficient evidence to opine or provide any other assurance.

*Supplementary and Other Information*

Our audit was conducted to opine on the District's basic financial statements taken as a whole.

The Schedule of Expenditures of Federal Awards presents additional analysis as required by Title 2 U.S. Code of Federal Regulations (CFR) Part 200, Uniform Administrative Requirements, Cost Principles, and Audit Requirements for Federal Awards and is not a required part of the financial statements.

The Schedule is management's responsibility, and derives from and relates directly to the underlying accounting and other records used to prepare the basic financial statements. We subjected this Schedule to the auditing procedures we applied to the basic financial statements. We also applied certain additional procedures, including comparing and reconciling the Schedule directly to the underlying accounting and other records used to prepare the basic financial statements or to the basic financial statements themselves in accordance with auditing standards generally accepted in the United States of America. In our opinion, this Schedule is fairly stated in all material respects in relation to the basic financial statements taken as a whole.

***Other Reporting Required by Government Auditing Standards***

In accordance with *Government Auditing Standards*, we have also issued our report dated December 22, 2016, on our consideration of the District's internal control over financial reporting and our tests of its compliance with certain provisions of laws, regulations, contracts and grant agreements and other matters. That report describes the scope of our internal control testing over financial reporting and compliance, and the results of that testing, and does not opine on internal control over financial reporting or on compliance. That report is an integral part of an audit performed in accordance with *Government Auditing Standards* in considering the District's internal control over financial reporting and compliance.

A handwritten signature in black ink that reads "Dave Yost". The signature is written in a cursive style with a large, looping initial "D".

**Dave Yost**  
Auditor of State  
Columbus, Ohio

December 22, 2016

**This page intentionally left blank.**



**RIDGEWOOD LOCAL SCHOOL DISTRICT  
COSHOCTON COUNTY, OHIO**

**MANAGEMENT'S DISCUSSION AND ANALYSIS  
FOR THE FISCAL YEAR ENDED JUNE 30, 2016**

The management's discussion and analysis of the Ridgewood Local School District's (the "District") financial performance provides an overall review of the District's financial activities for the fiscal year ended June 30, 2016. The intent of this discussion and analysis is to look at the District's financial performance as a whole; readers should also review the basic financial statements and the notes to the basic financial statements to enhance their understanding of the District's financial performance.

**Financial Highlights**

Key financial highlights for 2016 are as follows:

- In total, net position of governmental activities increased \$697,759 from the prior year's net position.
- General revenues (primarily taxes and unrestricted grants and entitlements) accounted for \$11,369,523 in revenue or 79.31% of all revenues. Program specific revenues in the form of charges for services and sales, grants and contributions accounted for \$2,966,597 or 20.69% of total revenues of \$14,336,120.
- The District had \$13,638,361 in expenses related to governmental activities; \$2,966,597 of these expenses was offset by program specific charges for services, grants or contributions. General revenues supporting governmental activities of \$11,369,523 were adequate to provide for these programs.
- The District's major governmental funds are the general fund and schoolwide building program fund. The general fund had \$12,480,915 in revenues and \$11,795,558 in expenditures and other financing uses. During fiscal year 2016 the general fund's fund balance increased from \$5,005,754 to \$5,691,111.
- The schoolwide building program fund had revenues and other financing sources of \$1,959,473 and expenditures of \$1,974,746. During fiscal year 2016 the schoolwide building program fund's fund deficit increased from \$259,162 to \$274,435.

**Using these Basic Financial Statements**

This annual report consists of a series of financial statements and notes to those statements. These statements are organized so the reader can understand the District as a financial whole, an entire operating entity. The statements then proceed to provide an increasingly detailed look at specific financial activities.

The statement of net position and statement of activities provide information about the activities of the whole District, presenting both an aggregate view of the District's finances and a longer-term view of those finances. Fund financial statements provide the next level of detail. For governmental funds, these statements tell how services were financed in the short-term as well as what remains for future spending. The fund financial statements also look at the District's most significant funds with all other nonmajor funds presented in total in one column. In the case of the District, the general fund and schoolwide building program fund are reported as major funds.

**Reporting the District as a Whole**

*Statement of Net Position and the Statement of Activities*

While this document contains the large number of funds used by the District to provide programs and activities, the view of the District as a whole looks at all financial transactions and asks the question, "How did we do financially during 2016?" The statement of net position and the statement of activities answer this question. These statements include all assets, deferred outflows, liabilities, deferred inflows, revenues and expenses using the accrual basis of accounting similar to the accounting used by most private-sector companies. This basis of accounting will take into account all of the current year's revenues and expenses regardless of when cash is received or paid.

**RIDGEWOOD LOCAL SCHOOL DISTRICT  
COSHOCOTON COUNTY, OHIO**

MANAGEMENT'S DISCUSSION AND ANALYSIS  
FOR THE FISCAL YEAR ENDED JUNE 30, 2016

These two statements report the District's net position and changes in that position. This change in net position is important because it tells the reader that, for the District as a whole, the financial position of the District has improved or diminished. The causes of this change may be the result of many factors, some financial, some not. Non-financial factors include the District's property tax base, current property tax laws in Ohio restricting revenue growth, facility conditions, required educational programs and other factors.

In the statement of net position and the statement of activities, the governmental activities include the District's programs and services, including instruction, support services, operation and maintenance of plant, pupil transportation, extracurricular activities, and food service operations.

The District's statement of net position and statement of activities can be found on pages 17-18 of this report.

**Reporting the District's Most Significant Funds**

***Fund Financial Statements***

The analysis of the District's major governmental funds begins on page 12. Fund financial reports provide detailed information about the District's major funds. The District uses many funds to account for a multitude of financial transactions. However, these fund financial statements focus on the District's most significant funds. The District's major governmental funds are the general fund and schoolwide building program fund.

***Governmental Funds***

Most of the District's activities are reported in governmental funds, which focus on how money flows into and out of those funds and the balances left at year-end available for spending in future periods. These funds are reported using an accounting method called modified accrual accounting, which measures cash and all other financial assets than can readily be converted to cash. The governmental fund financial statements provide a detailed short-term view of the District's general government operations and the basic services it provides. Governmental fund information helps you determine whether there are more or fewer financial resources that can be spent in the near future to finance educational programs. The relationship (or differences) between governmental activities (reported in the statement of net position and the statement of activities) and governmental funds is reconciled in the basic financial statements. The basic governmental fund financial statements can be found on pages 19-24 of this report.

***Proprietary Funds***

The District maintains a proprietary fund. Internal service funds are an accounting device used to accumulate and allocate costs internally among the District's various functions. The District's internal service fund accounts for dental self-insurance. The basic proprietary fund financial statements can be found on pages 25-27 of this report.

***Reporting the District's Fiduciary Responsibilities***

The District acts in a trustee capacity as an agent for individuals or other entities. These activities are reported in agency funds. The District's fiduciary activities are reported in a separate statement of fiduciary assets and liabilities on page 28. These activities are excluded from the District's other financial statements because the assets cannot be utilized by the District to finance its operations.

***Notes to the Basic Financial Statements***

The notes provide additional information that is essential to a full understanding of the data provided in the government-wide and fund financial statements. These notes to the basic financial statements can be found on pages 29-63 of this report.

**RIDGEWOOD LOCAL SCHOOL DISTRICT  
COSHOCTON COUNTY, OHIO**

MANAGEMENT'S DISCUSSION AND ANALYSIS  
FOR THE FISCAL YEAR ENDED JUNE 30, 2016

***Required Supplementary Information***

In addition to the basic financial statements and accompanying notes, this report also presents certain required supplementary information concerning the District's net pension liability. The required supplementary information can be found on pages 66 through 72 of this report.

**The District as a Whole**

The statement of net position provides the perspective of the District as a whole. The following table provides a summary of the District's net position for fiscal years 2016 and 2015.

	<b>Net Position</b>	
	Governmental Activities 2016	Governmental Activities 2015
<b><u>Assets</u></b>		
Current and other assets	\$ 11,150,107	\$ 10,474,983
Capital assets, net	<u>13,643,182</u>	<u>13,634,297</u>
Total assets	<u>24,793,289</u>	<u>24,109,280</u>
<b><u>Deferred outflows of resources</u></b>		
Unamortized deferred charges on debt refunding	96,193	107,622
Pensions	<u>1,915,034</u>	<u>1,014,194</u>
Total deferred outflows of resources	<u>2,011,227</u>	<u>1,121,816</u>
<b><u>Liabilities</u></b>		
Current liabilities	1,305,927	1,297,664
Long-term liabilities:		
Due within one year	429,383	428,182
Due in more than one year:		
Net pension liability	15,633,487	13,419,084
Other amounts	<u>3,459,171</u>	<u>3,662,698</u>
Long-term liabilities	<u>19,522,041</u>	<u>17,509,964</u>
Total liabilities	<u>20,827,968</u>	<u>18,807,628</u>
<b><u>Deferred inflows of resources</u></b>		
Property taxes levied for the next fiscal year	2,874,518	2,552,661
Pensions	<u>955,940</u>	<u>2,422,476</u>
Total deferred inflows of resources	<u>3,830,458</u>	<u>4,975,137</u>
<b><u>Net position</u></b>		
Net investment in capital assets	11,911,783	11,626,128
Restricted	739,667	981,556
Unrestricted (deficit)	<u>(10,505,360)</u>	<u>(11,159,353)</u>
Total net position	<u>\$ 2,146,090</u>	<u>\$ 1,448,331</u>

**RIDGEWOOD LOCAL SCHOOL DISTRICT  
COSHOCOTON COUNTY, OHIO**

MANAGEMENT'S DISCUSSION AND ANALYSIS  
FOR THE FISCAL YEAR ENDED JUNE 30, 2016

During 2015, the District adopted GASB Statement 68, "Accounting and Financial Reporting for Pensions—an Amendment of GASB Statement 27," which significantly revises accounting for pension costs and liabilities. For reasons discussed below, many end users of this financial statement will gain a clearer understanding of the District's actual financial condition by adding deferred inflows related to pension and the net pension liability to the reported net position and subtracting deferred outflows related to pension.

Governmental Accounting Standards Board standards are national and apply to all government financial reports prepared in accordance with generally accepted accounting principles. When accounting for pension costs, GASB 27 focused on a funding approach. This approach limited pension costs to contributions annually required by law, which may or may not be sufficient to fully fund each plan's *net pension liability*. GASB 68 takes an earnings approach to pension accounting; however, the nature of Ohio's statewide pension systems and state law governing those systems requires additional explanation in order to properly understand the information presented in these statements.

Under the new standards required by GASB 68, the net pension liability equals the District's proportionate share of each plan's collective:

1. Present value of estimated future pension benefits attributable to active and inactive employees' past service
- 2 Minus plan assets available to pay these benefits

GASB notes that pension obligations, whether funded or unfunded, are part of the "employment exchange" – that is, the employee is trading his or her labor in exchange for wages, benefits, and the promise of a future pension. GASB noted that the unfunded portion of this pension promise is a present obligation of the government, part of a bargained-for benefit to the employee, and should accordingly be reported by the government as a liability since they received the benefit of the exchange. However, the District is not responsible for certain key factors affecting the balance of this liability. In Ohio, the employee shares the obligation of funding pension benefits with the employer. Both employer and employee contribution rates are capped by State statute. A change in these caps requires action of both Houses of the General Assembly and approval of the Governor. Benefit provisions are also determined by State statute. The employee enters the employment exchange with the knowledge that the employer's promise is limited not by contract but by law. The employer enters the exchange also knowing that there is a specific, legal limit to its contribution to the pension system. In Ohio, there is no legal means to enforce the unfunded liability of the pension system *as against the public employer*. State law operates to mitigate/lessen the moral obligation of the public employer to the employee, because all parties enter the employment exchange with notice as to the law. The pension system is responsible for the administration of the plan.

Most long-term liabilities have set repayment schedules or, in the case of compensated absences (i.e. sick and vacation leave), are satisfied through paid time-off or termination payments. There is no repayment schedule for the net pension liability. As explained above, changes in pension benefits, contribution rates, and return on investments affect the balance of the net pension liability, but are outside the control of the local government. In the event that contributions, investment returns, and other changes are insufficient to keep up with required pension payments, State statute does not assign/identify the responsible party for the unfunded portion. Due to the unique nature of how the net pension liability is satisfied, this liability is separately identified within the long-term liability section of the statement of net position.

In accordance with GASB 68, the District's statements prepared on an accrual basis of accounting include an annual pension expense for their proportionate share of each plan's *change* in net pension liability not accounted for as deferred inflows/outflows.

Over time, net position can serve as a useful indicator of a government's financial position. At June 30, 2016, the District's assets and deferred outflows of resources exceeded liabilities and deferred inflows of resources by \$2,146,090.

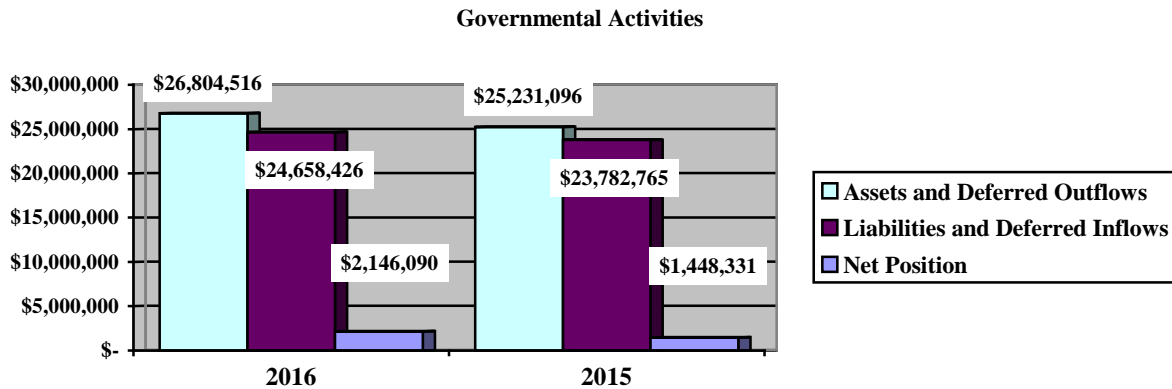
**RIDGEWOOD LOCAL SCHOOL DISTRICT  
COSHOCOTON COUNTY, OHIO**

MANAGEMENT'S DISCUSSION AND ANALYSIS  
FOR THE FISCAL YEAR ENDED JUNE 30, 2016

At year-end, capital assets represented 55.03% of total assets. Capital assets include land, construction in progress, land improvements, buildings and improvements, furniture and equipment, vehicles and library and textbooks. The net investment in capital assets at June 30, 2016 was \$11,911,783. These capital assets are used to provide services to the students and are not available for future spending. Although the District's investment in capital assets is reported net of related debt, it should be noted that the resources to repay the debt must be provided from other sources, since capital assets may not be used to liquidate these liabilities.

A portion of the District's net position, \$739,667, represents resources that are subject to external restriction on how they may be used. The remaining balance of unrestricted net position is a deficit of \$10,505,360.

The graph below presents the District's governmental activities assets and deferred outflows, liabilities and deferred inflows, and net position for fiscal year 2016 and 2015.



The table below shows the change in net position for fiscal years 2016 and 2015.

**Change in Net Position**

	Governmental Activities 2016	Governmental Activities 2015
<b>Revenues</b>		
Program revenues:		
Charges for services and sales	\$ 1,047,044	\$ 908,530
Operating grants and contributions	1,919,553	2,001,565
General revenues:		
Property taxes	3,303,445	3,098,951
Grants and entitlements	8,042,762	7,435,678
Investment earnings	22,192	13,743
Other	1,124	24,723
<b>Total revenues</b>	<b>14,336,120</b>	<b>13,483,190</b>

**RIDGEWOOD LOCAL SCHOOL DISTRICT  
COSHOCOTON COUNTY, OHIO**

MANAGEMENT'S DISCUSSION AND ANALYSIS  
FOR THE FISCAL YEAR ENDED JUNE 30, 2016

**Change in Net Position (Continued)**

<u>Expenses</u>	Governmental Activities <u>2016</u>	Governmental Activities <u>2015</u>
Program expenses:		
Instruction:		
Regular	\$ 6,223,415	\$ 5,543,979
Special	1,404,568	1,216,793
Vocational	279,186	273,187
Other	9,929	54,510
Support services:		
Pupil	474,967	500,756
Instructional staff	406,627	488,368
Board of education	34,158	31,642
Administration	915,791	771,025
Fiscal	399,673	398,162
Business	22,383	17,278
Operations and maintenance	1,286,900	1,255,389
Pupil transportation	762,210	775,542
Central	4,866	4,775
Operation of non-instructional services:		
Food service operations	765,446	713,851
Extracurricular activities	470,612	444,779
Interest and fiscal charges	177,630	156,147
Total expenses	<u>13,638,361</u>	<u>12,646,183</u>
Change in net position	697,759	837,007
Net position at beginning of year	<u>1,448,331</u>	<u>611,324</u>
Net position at end of year	<u>\$ 2,146,090</u>	<u>\$ 1,448,331</u>

**Governmental Activities**

Net position of the District's governmental activities increased \$697,759. Total governmental expenses of \$13,638,631 were offset by program revenues of \$2,966,597 and general revenues of \$11,369,523. Program revenues supported 21.75% of the total governmental expenses.

Program revenues accounted for 20.69% of total revenues. Charges for services and sales increased as a result of additional open enrollment tuition revenues for the District. The decrease in operating grants and contributions is primarily due to a decrease in federal grant funding for the schoolwide building program fund. The primary sources of revenue for governmental activities are derived from property taxes and unrestricted grants and entitlements. These revenue sources represent 79.14% of total governmental revenue. The increase in property taxes revenue is mostly due to fluctuations in the amount of tax collected and available for advance at fiscal year-end by the County Auditors. Tax advances available are recorded as revenue under GAAP. The amount of tax advances available at June 30, 2016, 2015 and 2014 was approximately \$257,000, \$188,000 and \$115,000, respectively. This amount can vary depending upon when the County Auditors distribute tax bills.

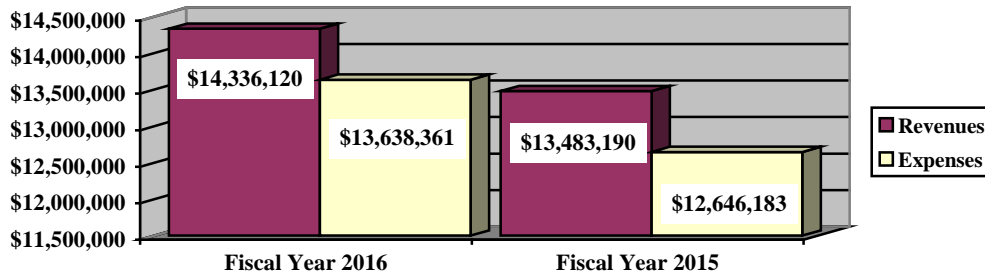
**RIDGEWOOD LOCAL SCHOOL DISTRICT  
COSHOCTON COUNTY, OHIO**

MANAGEMENT'S DISCUSSION AND ANALYSIS  
FOR THE FISCAL YEAR ENDED JUNE 30, 2016

The largest expense of the District is for instructional programs. Instruction expenses totaled \$7,917,098 or 58.05% of total governmental expenses for fiscal year 2016. The overall increase in expenses is primarily due to an increase in regular instruction expense.

The graph below presents the District's governmental activities revenue and expenses for fiscal year 2016 and 2015.

**Governmental Activities - Revenues and Expenses**



The statement of activities shows the cost of program services and the charges for services and grants offsetting those services. The following table shows, for governmental activities, the total cost of services and the net cost of services. That is, it identifies the cost of these services supported by tax revenue and unrestricted State grants and entitlements.

**Governmental Activities**

	Total Cost of Services <u>2016</u>	Net Cost of Services <u>2016</u>	Total Cost of Services <u>2015</u>	Net Cost of Services <u>2015</u>
<b>Program expenses</b>				
Instruction:				
Regular	\$ 6,223,415	\$ 5,351,638	\$ 5,543,979	\$ 4,746,249
Special	1,404,568	393,336	1,216,793	173,951
Vocational	279,186	182,030	273,187	189,341
Other	9,929	9,929	54,510	54,510
Support services:				
Pupil	474,967	458,558	500,756	480,176
Instructional staff	406,627	392,178	488,368	474,588
Board of education	34,158	34,158	31,642	31,642
Administration	915,791	833,636	771,025	666,218
Fiscal	399,673	399,673	398,162	398,162
Business	22,383	22,383	17,278	17,278
Operations and maintenance	1,286,900	1,281,059	1,255,389	1,254,385
Pupil transportation	762,210	755,038	775,542	769,145
Central	4,866	4,866	4,775	4,775
Operation of non-instructional services:				
Food service operations	765,446	104,247	713,851	63,498
Extracurricular activities	470,612	271,405	444,779	256,023
Interest and fiscal charges	177,630	177,630	156,147	156,147
<b>Total expenses</b>	<u>\$ 13,638,361</u>	<u>\$ 10,671,764</u>	<u>\$ 12,646,183</u>	<u>\$ 9,736,088</u>

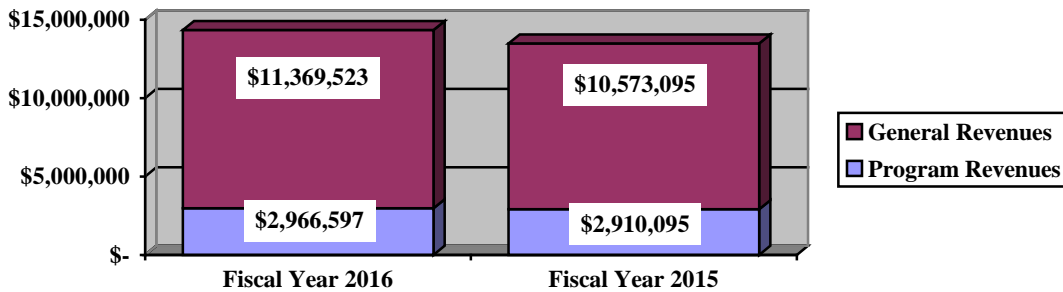
**RIDGEWOOD LOCAL SCHOOL DISTRICT  
COSHOCOTON COUNTY, OHIO**

MANAGEMENT'S DISCUSSION AND ANALYSIS  
FOR THE FISCAL YEAR ENDED JUNE 30, 2016

The dependence upon tax and other general revenues for governmental activities is apparent; 74.99% of instruction activities are supported through taxes and other general revenues. For all governmental activities, general revenue support is 78.25%. The District's taxpayers and unrestricted grants and entitlements from the State are by far the primary support for the District's students.

The graph below presents the District's governmental activities revenue for fiscal year 2016 and 2015.

**Governmental Activities - General and Program Revenues**



**The District's Funds**

The District's governmental funds reported a combined fund balance of \$6,365,708, which is more than last year's total of \$5,979,021. The schedule below indicates the fund balance and the total change in fund balance as of June 30, 2016 and 2015.

	Fund Balance (Deficit) <u>June 30, 2016</u>	Fund Balance (Deficit) <u>June 30, 2015</u>	Increase (Decrease)	Percentage <u>Change</u>
General	\$ 5,691,111	\$ 5,005,754	\$ 685,357	13.69 %
Schoolwide building program	(274,435)	(259,162)	(15,273)	(5.89) %
Nonmajor governmental	<u>949,032</u>	<u>1,232,429</u>	<u>(283,397)</u>	(22.99) %
Total	<u>\$ 6,365,708</u>	<u>\$ 5,979,021</u>	<u>\$ 386,687</u>	6.47 %

**General Fund**

The District's general fund balance increased \$685,357. The following table assists in illustrating the financial activities and change in fund balance of the general fund.



**RIDGEWOOD LOCAL SCHOOL DISTRICT  
COSHOCOTON COUNTY, OHIO**

MANAGEMENT'S DISCUSSION AND ANALYSIS  
FOR THE FISCAL YEAR ENDED JUNE 30, 2016

	<u>2016</u>	<u>2015</u>	<u>Increase</u>	<u>Percentage</u>
	<u>Amount</u>	<u>Amount</u>	<u>(Decrease)</u>	<u>Change</u>
<b><u>Revenues</u></b>				
Property taxes	\$ 3,040,411	\$ 2,789,978	\$ 250,433	8.98 %
Tuition	626,840	506,503	120,337	23.76 %
Earnings on investments	22,142	12,405	9,737	78.49 %
Intergovernmental	8,684,066	8,071,845	612,221	7.58 %
Other revenues	<u>107,456</u>	<u>125,453</u>	<u>(17,997)</u>	(14.35) %
Total	<u>\$ 12,480,915</u>	<u>\$ 11,506,184</u>	<u>\$ 974,731</u>	8.47 %
<b><u>Expenditures</u></b>				
Instruction	\$ 5,240,836	\$ 5,040,082	\$ 200,754	3.98 %
Support services	4,515,588	4,030,298	485,290	12.04 %
Extracurricular activities	336,967	308,494	28,473	9.23 %
Debt service	<u>120,031</u>	<u>117,199</u>	<u>2,832</u>	2.42 %
Total	<u>\$ 10,213,422</u>	<u>\$ 9,496,073</u>	<u>\$ 717,349</u>	7.55 %

The increase in property taxes revenue is mostly due to fluctuations in the amount of tax collected and available for advance at fiscal year-end by the County Auditors, as discussed previously. Tuition revenue increased as a result of additional open enrollment students in fiscal year 2016. Intergovernmental revenue for the general fund consists primarily of the District's allocation from the State Foundation program. The District saw an increase of about \$600,000 in State Foundation funding for fiscal year 2016.

The overall increase in expenditures is primarily due to salary and wages increases in accordance with the District's negotiated agreements.

***Schoolwide Building Program Fund***

The schoolwide building program fund is a major fund for the District and is used to accumulate resources for upgrading the overall instructional programs of the District's elementary school. This fund had revenues and other financing sources of \$1,959,473 and expenditures of \$1,974,746. During fiscal year 2016 the schoolwide building program fund's fund deficit increased from \$259,162 to \$274,435.

***General Fund Budgeting Highlights***

The District's budget is prepared according to Ohio law and is based on accounting for certain transactions on a basis of cash receipts, disbursements and encumbrances. The most significant budgeted fund is the general fund.

For the general fund, original and final budgeted revenues and other financing sources were \$10,639,767. Actual revenues and other financing sources for fiscal year 2016 were \$12,317,411, which represents an increase of \$1,677,644 over the final budgeted amount. Most of this variance is a result of the District's conservative budgeting for State Foundation revenues.

General fund original and other financing uses were \$11,987,102, which was \$42,500 less than final appropriations and other financing uses of \$12,029,602. The actual budget basis expenditures and other financing uses for fiscal year 2016 totaled \$12,027,455, which is \$2,147 less than the final budgeted appropriations.

**RIDGEWOOD LOCAL SCHOOL DISTRICT  
COSHOCOTON COUNTY, OHIO**

MANAGEMENT'S DISCUSSION AND ANALYSIS  
FOR THE FISCAL YEAR ENDED JUNE 30, 2016

**Capital Assets and Debt Administration**

*Capital Assets*

At the end of fiscal 2016, the District had \$13,643,182 invested in land, construction in progress, land improvements, buildings and improvements, furniture and equipment, vehicles and library and textbooks. This entire amount is reported in governmental activities. The following table shows fiscal 2016 balances compared to 2015:

**Capital Assets at June 30  
(Net of Depreciation)**

	Governmental Activities	
	2016	2015
Land	\$ 264,066	\$ 264,066
Construction in progress	-	87,608
Land improvements	981,158	442,846
Building and improvements	11,609,655	12,025,664
Furniture and equipment	260,252	274,543
Vehicles	528,051	539,570
Total	\$ 13,643,182	\$ 13,634,297

Additions to capital assets in fiscal year 2016 were \$760,599 and disposals, net of accumulated depreciation, were \$22,069. The District recognized \$729,645 in depreciation expense during the fiscal year. See Note 8 in the notes to the basic financial statements for additional information on the District's capital assets.

*Debt Administration*

At June 30, 2016, the District had \$2,793,661 in general obligation bonds and capital leases outstanding. Of this total, \$324,181 is due within one year and \$2,469,480 is due in greater than one year. The following table summarizes the debt outstanding.

**Outstanding Debt, at Year End**

	Governmental Activities	Governmental Activities
	2016	2015
General obligation bonds	\$ 2,622,463	\$ 2,831,568
Capital lease obligations	171,198	204,379
Total	\$ 2,793,661	\$ 3,035,947

Additions to these debt obligations, consisting of accreted interest on capital appreciation bonds, were \$80,895 during the year, and principal payments \$323,181. See Note 10 in the notes to the basic financial statements for additional information on the District's debt administration.

**RIDGEWOOD LOCAL SCHOOL DISTRICT  
COSHOCTON COUNTY, OHIO**

**MANAGEMENT'S DISCUSSION AND ANALYSIS  
FOR THE FISCAL YEAR ENDED JUNE 30, 2016**

**Current Financial Related Activities**

Ridgewood Local School District has continued to maintain the highest standards of service to its students, parents, and community. Financially, the District continues to operate in a fiscally responsible manner. The financial future of the District is not without its challenges. The Board of Education and administration must continue to closely monitor its revenues and expenditures in accordance with its five-year forecast.

**Contacting the District's Financial Management**

This financial report is designed to provide our citizens, taxpayers, investors and creditors with a general overview of the District's finances and to show the District's accountability for the money it receives. If you have questions about this report or need additional financial information contact Mr. Jay Tingle, Treasurer, Ridgewood Local School District, 301 S. Oak Street, West Lafayette, Ohio 43845.

THIS PAGE IS INTENTIONALLY LEFT BLANK

**RIDGEWOOD LOCAL SCHOOL DISTRICT  
COSHOCOTON COUNTY, OHIO**

STATEMENT OF NET POSITION  
JUNE 30, 2016

	<b>Governmental Activities</b>
<b>Assets:</b>	
Equity in pooled cash and cash equivalents . . . . .	\$ 7,736,030
Receivables:	
Property taxes . . . . .	3,190,789
Accounts . . . . .	211
Intergovernmental . . . . .	132,411
Accrued interest . . . . .	4,415
Prepayments . . . . .	76,045
Materials and supplies inventory. . . . .	3,162
Inventory held for resale . . . . .	7,044
Capital assets:	
Nondepreciable capital assets . . . . .	264,066
Depreciable capital assets, net . . . . .	13,379,116
Capital assets, net. . . . .	13,643,182
Total assets . . . . .	24,793,289
<b>Deferred outflows of resources:</b>	
Unamortized deferred charges on debt refunding . . . . .	96,193
Pension - STRS . . . . .	1,529,265
Pension - SERS . . . . .	385,769
Total deferred outflows of resources. . . . .	2,011,227
<b>Liabilities:</b>	
Accounts payable. . . . .	59,693
Accrued wages and benefits payable . . . . .	1,000,905
Intergovernmental payable . . . . .	36,982
Pension and postemployment benefits payable . . . . .	196,358
Accrued interest payable . . . . .	6,390
Claims payable . . . . .	5,599
Long-term liabilities:	
Due within one year . . . . .	429,383
Due in more than one year:	
Net pension liability (See Note 13) . . . . .	15,633,487
Other amounts due in more than one year . . . . .	3,459,171
Total liabilities. . . . .	20,827,968
<b>Deferred inflows of resources:</b>	
Property taxes levied for the next fiscal year. . . . .	2,874,518
Pension - STRS. . . . .	864,973
Pension - SERS. . . . .	90,967
Total deferred inflows of resources. . . . .	3,830,458
<b>Net position:</b>	
Net investment in capital assets. . . . .	11,911,783
Restricted for:	
Capital projects. . . . .	597
Classroom facilities maintenance. . . . .	87,757
Debt service. . . . .	148,469
Locally funded programs . . . . .	18,954
State funded programs. . . . .	44,938
Federally funded programs . . . . .	80,568
Student activities . . . . .	36,704
Food service operations . . . . .	321,680
Unrestricted (deficit) . . . . .	(10,505,360)
Total net position . . . . .	\$ 2,146,090

SEE ACCOMPANYING NOTES TO THE BASIC FINANCIAL STATEMENTS

**RIDGEWOOD LOCAL SCHOOL DISTRICT  
COSHOCTON COUNTY, OHIO**

STATEMENT OF ACTIVITIES  
FOR THE FISCAL YEAR ENDED JUNE 30, 2016

	Expenses	Program Revenues		Net (Expense) Revenue and Changes in Net Position Governmental Activities
		Charges for Services and Sales	Operating Grants and Contributions	
<b>Governmental activities:</b>				
Instruction:				
Regular . . . . .	\$ 6,223,415	\$ 642,172	\$ 229,605	\$ (5,351,638)
Special . . . . .	1,404,568	5,109	1,006,123	(393,336)
Vocational . . . . .	279,186	-	97,156	(182,030)
Other . . . . .	9,929	-	-	(9,929)
Support services:				
Pupil . . . . .	474,967	-	16,409	(458,558)
Instructional staff . . . . .	406,627	279	14,170	(392,178)
Board of education . . . . .	34,158	-	-	(34,158)
Administration . . . . .	915,791	-	82,155	(833,636)
Fiscal . . . . .	399,673	-	-	(399,673)
Business . . . . .	22,383	-	-	(22,383)
Operations and maintenance . . . . .	1,286,900	-	5,841	(1,281,059)
Pupil transportation . . . . .	762,210	7,172	-	(755,038)
Central . . . . .	4,866	-	-	(4,866)
Operation of non-instructional services:				
Food service operations . . . . .	765,446	206,781	454,418	(104,247)
Extracurricular activities . . . . .	470,612	185,531	13,676	(271,405)
Interest and fiscal charges . . . . .	177,630	-	-	(177,630)
<b>Total governmental activities . . . . .</b>	<b>\$ 13,638,361</b>	<b>\$ 1,047,044</b>	<b>\$ 1,919,553</b>	<b>(10,671,764)</b>
<b>General revenues:</b>				
Property taxes levied for:				
General purposes . . . . .				3,017,261
Bond retirement . . . . .				233,986
Classroom facilities maintenance . . . . .				52,198
Grants and entitlements not restricted to specific programs . . . . .				8,042,762
Investment earnings . . . . .				22,192
Miscellaneous . . . . .				1,124
<b>Total general revenues . . . . .</b>				<b>11,369,523</b>
Change in net position . . . . .				697,759
<b>Net position at beginning of year . . . . .</b>				<b>1,448,331</b>
<b>Net position at end of year . . . . .</b>				<b>\$ 2,146,090</b>

SEE ACCOMPANYING NOTES TO THE BASIC FINANCIAL STATEMENTS

**RIDGEWOOD LOCAL SCHOOL DISTRICT  
COSHOCOTON COUNTY, OHIO**

BALANCE SHEET  
GOVERNMENTAL FUNDS  
JUNE 30, 2016

	<u>General</u>	<u>Schoolwide Building Program</u>	<u>Nonmajor Governmental Funds</u>	<u>Total Governmental Funds</u>
<b>Assets:</b>				
Equity in pooled cash and cash equivalents . . . . .	\$ 6,269,039	\$ -	\$ 926,703	\$ 7,195,742
Receivables:				
Property taxes . . . . .	2,925,920	-	264,869	3,190,789
Accounts . . . . .	211	-	-	211
Intergovernmental . . . . .	15,483	-	116,928	132,411
Accrued interest . . . . .	4,415	-	-	4,415
Interfund loans . . . . .	1,400	-	-	1,400
Prepayments . . . . .	76,045	-	-	76,045
Materials and supplies inventory . . . . .	-	-	3,162	3,162
Inventory held for resale . . . . .	-	-	7,044	7,044
Total assets . . . . .	<u>9,292,513</u>	<u>-</u>	<u>1,318,706</u>	<u>10,611,219</u>
<b>Liabilities:</b>				
Accounts payable . . . . .	\$ 28,121	\$ -	\$ 31,397	\$ 59,518
Accrued wages and benefits payable . . . . .	683,755	241,522	75,628	1,000,905
Compensated absences payable . . . . .	7,235	-	-	7,235
Intergovernmental payable . . . . .	33,353	2,866	763	36,982
Pension and postemployment benefits payable . . . . .	149,448	30,047	16,863	196,358
Interfund loans payable . . . . .	-	-	1,400	1,400
Total liabilities . . . . .	<u>901,912</u>	<u>274,435</u>	<u>126,051</u>	<u>1,302,398</u>
<b>Deferred inflows of resources:</b>				
Property taxes levied for the next fiscal year . . . . .	2,635,871	-	238,647	2,874,518
Delinquent property tax revenue not available . . . . .	53,770	-	4,750	58,520
Accrued interest not available . . . . .	3,096	-	-	3,096
Intergovernmental revenue not available . . . . .	6,753	-	226	6,979
Total deferred inflows of resources . . . . .	<u>2,699,490</u>	<u>-</u>	<u>243,623</u>	<u>2,943,113</u>
<b>Fund balances:</b>				
Nonspendable:				
Materials and supplies inventory . . . . .	-	-	3,162	3,162
Prepays . . . . .	76,045	-	-	76,045
Restricted:				
Debt service . . . . .	-	-	379,498	379,498
Capital improvements . . . . .	-	-	597	597
Classroom facilities maintenance . . . . .	-	-	86,865	86,865
Food service operations . . . . .	-	-	349,359	349,359
Special education . . . . .	-	-	81	81
Targeted academic assistance . . . . .	-	-	80,261	80,261
Other purposes . . . . .	-	-	18,954	18,954
Extracurricular activities . . . . .	-	-	36,704	36,704
Assigned:				
Student instruction . . . . .	6,596	-	-	6,596
Student and staff support . . . . .	215,063	-	-	215,063
Subsequent year's appropriations . . . . .	1,008,876	-	-	1,008,876
School supplies . . . . .	2,007	-	-	2,007
Unassigned (deficit) . . . . .	4,382,524	(274,435)	(6,449)	4,101,640
Total fund balances . . . . .	<u>5,691,111</u>	<u>(274,435)</u>	<u>949,032</u>	<u>6,365,708</u>
Total liabilities, deferred inflows of resources and fund balances . . . . .	<u>\$ 9,292,513</u>	<u>\$ -</u>	<u>\$ 1,318,706</u>	<u>\$ 10,611,219</u>

SEE ACCOMPANYING NOTES TO THE BASIC FINANCIAL STATEMENTS

**RIDGEWOOD LOCAL SCHOOL DISTRICT  
COSHOCTON COUNTY, OHIO**

RECONCILIATION OF TOTAL GOVERNMENTAL FUND BALANCES TO  
NET POSITION OF GOVERNMENTAL ACTIVITIES  
JUNE 30, 2016

<b>Total governmental fund balances</b>	\$	6,365,708
<i>Amounts reported for governmental activities on the statement of net position are different because:</i>		
Capital assets used in governmental activities are not financial resources and therefore are not reported in the funds.		13,643,182
Other long-term assets are not available to pay for current-period expenditures and therefore are deferred inflows in the funds.		
Property taxes receivable	\$ 58,520	
Intergovernmental receivable	6,979	
Accrued interest receivable	3,096	
Total	68,595	68,595
Unamortized premiums on bonds issued are not recognized in the funds.		(126,397)
Unamortized deferred charges on refundings are not recognized in the funds.		96,193
An internal service fund is used by management to charge the costs of insurance to individual funds. The assets and liabilities of the internal service fund are included in governmental activities on the statement of net position.		534,514
Accrued interest payable is not due and payable in the current period and therefore is not reported in the funds.		(6,390)
The net pension liability is not due and payable in the current period, therefore, the liability and related deferred inflows and outflows of resources are not reported in governmental funds.		
Deferred outflows of resources - pension	1,915,034	
Deferred inflows of resources - pension	(955,940)	
Net pension liability	(15,633,487)	
Total	(14,674,393)	(14,674,393)
Long-term liabilities, including bonds payable, are not due and payable in the current period and therefore are not reported in the funds.		
General obligation bonds	(2,622,463)	
Capital lease obligations	(171,198)	
Compensated absences	(961,261)	
Total	(3,754,922)	(3,754,922)
<b>Net position of governmental activities</b>	<b>\$</b>	<b>2,146,090</b>

SEE ACCOMPANYING NOTES TO THE BASIC FINANCIAL STATEMENTS



**RIDGEWOOD LOCAL SCHOOL DISTRICT  
COSHOCOTON COUNTY, OHIO**

STATEMENT OF REVENUES, EXPENDITURES AND CHANGES IN FUND BALANCES  
GOVERNMENTAL FUNDS  
FOR THE FISCAL YEAR ENDED JUNE 30, 2016

	<u>General</u>	<u>Schoolwide Building Program</u>	<u>Nonmajor Governmental Funds</u>	<u>Total Governmental Funds</u>
<b>Revenues:</b>				
From local sources:				
Property taxes . . . . .	\$ 3,040,411	\$ -	\$ 289,471	\$ 3,329,882
Tuition . . . . .	626,840	-	-	626,840
Charges for services . . . . .	-	-	206,781	206,781
Earnings on investments . . . . .	22,142	-	1,030	23,172
Extracurricular . . . . .	64,681	-	120,643	185,324
Classroom materials and fees . . . . .	20,648	-	-	20,648
Other local revenues . . . . .	22,127	-	430	22,557
Intergovernmental - state . . . . .	8,628,660	-	101,494	8,730,154
Intergovernmental - federal . . . . .	55,406	377,337	791,365	1,224,108
Total revenues . . . . .	<u>12,480,915</u>	<u>377,337</u>	<u>1,511,214</u>	<u>14,369,466</u>
<b>Expenditures:</b>				
Current:				
Instruction:				
Regular . . . . .	4,436,097	1,188,370	-	5,624,467
Special . . . . .	514,406	549,794	350,452	1,414,652
Vocational . . . . .	280,368	-	-	280,368
Other . . . . .	9,965	-	-	9,965
Support services:				
Pupil . . . . .	463,014	-	16,400	479,414
Instructional staff . . . . .	374,894	25,223	10,224	410,341
Board of education . . . . .	34,251	-	-	34,251
Administration . . . . .	692,399	180,455	47,294	920,148
Fiscal . . . . .	394,161	-	8,095	402,256
Business . . . . .	22,383	-	-	22,383
Operations and maintenance . . . . .	1,808,033	30,262	173,185	2,011,480
Pupil transportation . . . . .	721,514	-	-	721,514
Central . . . . .	4,939	-	-	4,939
Operation of non-instructional services:				
Food service operations . . . . .	-	-	766,411	766,411
Extracurricular activities . . . . .	336,967	642	118,150	455,759
Debt service:				
Principal retirement . . . . .	83,181	-	240,000	323,181
Interest and fiscal charges . . . . .	36,850	-	64,400	101,250
Total expenditures . . . . .	<u>10,213,422</u>	<u>1,974,746</u>	<u>1,794,611</u>	<u>13,982,779</u>
Excess (deficiency) of revenues over (under) expenditures . . . . .	<u>2,267,493</u>	<u>(1,597,409)</u>	<u>(283,397)</u>	<u>386,687</u>
<b>Other financing sources (uses):</b>				
Transfers in . . . . .	-	1,582,136	-	1,582,136
Transfers (out) . . . . .	(1,582,136)	-	-	(1,582,136)
Total other financing sources (uses) . . . . .	<u>(1,582,136)</u>	<u>1,582,136</u>	<u>-</u>	<u>-</u>
Net change in fund balances . . . . .	685,357	(15,273)	(283,397)	386,687
<b>Fund balances at beginning of year . . . . .</b>	<u>5,005,754</u>	<u>(259,162)</u>	<u>1,232,429</u>	<u>5,979,021</u>
<b>Fund balances at end of year . . . . .</b>	<u>\$ 5,691,111</u>	<u>\$ (274,435)</u>	<u>\$ 949,032</u>	<u>\$ 6,365,708</u>

SEE ACCOMPANYING NOTES TO THE BASIC FINANCIAL STATEMENTS

**RIDGEWOOD LOCAL SCHOOL DISTRICT  
COSHOCOTON COUNTY, OHIO**

RECONCILIATION OF THE STATEMENT OF REVENUES, EXPENDITURES  
AND CHANGES IN FUND BALANCES OF GOVERNMENTAL FUNDS  
TO THE STATEMENT OF ACTIVITIES  
FOR THE FISCAL YEAR ENDED JUNE 30, 2016

<b>Net change in fund balances - total governmental funds</b>	\$	386,687
<i>Amounts reported for governmental activities in the statement of activities are different because:</i>		
Governmental funds report capital outlays as expenditures. However, in the statement of activities, the cost of those assets is allocated over their estimated useful lives as depreciation expense.		
Capital asset additions	\$ 760,599	
Current year depreciation	(729,645)	
Total		30,954
The net effect of various miscellaneous transactions involving capital assets (i.e., sales, disposals, trade-ins, and donations) is to decrease net position.		
		(22,069)
Revenues in the statement of activities that do not provide current financial resources are not reported as revenues in the funds.		
Property taxes	(26,437)	
Intergovernmental	(6,959)	
Earnings on investments	50	
Total		(33,346)
Repayment of bond and capital lease principal is an expenditure in the governmental funds, but the repayment reduces long-term liabilities on the statement of net position.		
		323,181
In the statement of activities, interest is accrued on outstanding bonds, whereas in governmental funds, an interest expenditure is reported when due. The following items resulted in additional interest being reported in the statement of activities:		
Decrease in accrued interest payable	926	
Accreted interest on capital appreciation bonds	(80,895)	
Amortization of bond premiums	15,018	
Amortization of deferred charges on refundings	(11,429)	
Total		(76,380)
Contractually required contributions are reported as expenditures in governmental funds; however, the statement of activities reports these amounts as deferred outflows of resources.		
		965,483
Except for amounts reported as deferred inflows/outflows of resources, changes in the net pension liability are reported as pension expense in the statement of activities.		
		(812,510)
Some expenses reported in the statement of activities, such as compensated absences, do not require the use of current financial resources and therefore are not reported as expenditures in governmental funds.		
		(69,060)
An internal service fund used by management to charge the costs of insurance to individual funds is not reported in the district-wide statement of activities. Governmental fund expenditures and the related internal service fund revenues are eliminated. The net revenue (expense) of the internal service fund is allocated among the governmental activities.		
		4,819
<b>Change in net position of governmental activities</b>	<b>\$</b>	<b>697,759</b>

SEE ACCOMPANYING NOTES TO THE BASIC FINANCIAL STATEMENTS

**RIDGEWOOD LOCAL SCHOOL DISTRICT  
COSHOCOTON COUNTY, OHIO**

STATEMENT OF REVENUES, EXPENDITURES AND CHANGES IN  
FUND BALANCE - BUDGET AND ACTUAL (NON-GAAP BUDGETARY BASIS)  
GENERAL FUND  
FOR THE FISCAL YEAR ENDED JUNE 30, 2016

	<u>Budgeted Amounts</u>		<u>Actual</u>	<u>Variance with Final Budget Positive (Negative)</u>
	<u>Original</u>	<u>Final</u>		
<b>Revenues:</b>				
From local sources:				
Property taxes . . . . .	\$ 2,569,844	\$ 2,569,844	\$ 2,975,046	\$ 405,202
Tuition . . . . .	541,464	541,464	626,840	85,376
Earnings on investments . . . . .	14,679	14,679	16,993	2,314
Classroom materials and fees . . . . .	5,930	5,930	6,865	935
Other local revenues . . . . .	6,959	6,959	8,056	1,097
Intergovernmental - state . . . . .	7,453,031	7,453,031	8,628,192	1,175,161
Intergovernmental - federal . . . . .	47,860	47,860	55,406	7,546
Total revenues . . . . .	<u>10,639,767</u>	<u>10,639,767</u>	<u>12,317,398</u>	<u>1,677,631</u>
<b>Expenditures:</b>				
Current:				
Instruction:				
Regular . . . . .	4,224,678	4,240,413	4,453,297	(212,884)
Special . . . . .	478,486	480,268	504,379	(24,111)
Vocational . . . . .	267,808	268,799	280,277	(11,478)
Other . . . . .	10,004	10,041	10,545	(504)
Support services:				
Pupil . . . . .	432,189	433,799	455,577	(21,778)
Instructional staff . . . . .	371,529	372,900	387,782	(14,882)
Board of education . . . . .	33,706	33,832	35,530	(1,698)
Administration . . . . .	646,094	648,500	681,057	(32,557)
Fiscal . . . . .	374,793	376,189	395,075	(18,886)
Business . . . . .	35,528	35,661	13,584	22,077
Operations and maintenance . . . . .	2,491,300	2,498,450	2,005,018	493,432
Pupil transportation . . . . .	761,280	764,116	802,477	(38,361)
Central . . . . .	4,708	4,726	4,963	(237)
Extracurricular activities . . . . .	271,818	272,830	286,527	(13,697)
Debt service:				
Principal . . . . .	47,433	47,610	83,181	(35,571)
Interest and fiscal charges . . . . .	26,107	26,204	36,850	(10,646)
Total expenditures . . . . .	<u>10,477,461</u>	<u>10,514,338</u>	<u>10,436,119</u>	<u>78,219</u>
Excess of revenues over expenditures . . . . .	<u>162,306</u>	<u>125,429</u>	<u>1,881,279</u>	<u>1,755,850</u>
<b>Other financing sources (uses):</b>				
Refund of prior year's expenditures . . . . .	-	-	13	13
Transfers (out) . . . . .	(1,508,313)	(1,513,931)	(1,589,936)	(76,005)
Advances (out) . . . . .	(1,328)	(1,333)	(1,400)	(67)
Total other financing sources (uses) . . . . .	<u>(1,509,641)</u>	<u>(1,515,264)</u>	<u>(1,591,323)</u>	<u>(76,059)</u>
Net change in fund balance . . . . .	(1,347,335)	(1,389,835)	289,956	1,679,791
<b>Fund balance at beginning of year . . . . .</b>	<b>5,153,169</b>	<b>5,153,169</b>	<b>5,153,169</b>	<b>-</b>
<b>Prior year encumbrances appropriated . . . . .</b>	<b>577,102</b>	<b>577,102</b>	<b>577,102</b>	<b>-</b>
<b>Fund balance at end of year . . . . .</b>	<b>\$ 4,382,936</b>	<b>\$ 4,340,436</b>	<b>\$ 6,020,227</b>	<b>\$ 1,679,791</b>

SEE ACCOMPANYING NOTES TO THE BASIC FINANCIAL STATEMENTS

**RIDGEWOOD LOCAL SCHOOL DISTRICT  
COSHOCOTON COUNTY, OHIO**

STATEMENT OF REVENUES, EXPENDITURES AND CHANGES IN  
FUND BALANCE - BUDGET AND ACTUAL (NON-GAAP BUDGETARY BASIS)  
SCHOOLWIDE BUILDING PROGRAM FUND  
FOR THE FISCAL YEAR ENDED JUNE 30, 2016

	<u>Budgeted Amounts</u>		<u>Actual</u>	<u>Variance with Final Budget Positive (Negative)</u>
	<u>Original</u>	<u>Final</u>		
<b>Expenditures:</b>				
Current:				
Instruction:				
Regular . . . . .	\$ 1,189,724	\$ 1,177,727	\$ 1,177,727	\$ -
Special. . . . .	557,491	551,870	551,870	-
Support Services:				
Instructional staff . . . . .	25,585	25,327	25,327	-
Administration. . . . .	183,965	182,110	182,110	-
Operations and maintenance. . . . .	30,570	30,262	30,262	-
Extracurricular activities. . . . .	649	642	642	-
Total expenditures . . . . .	<u>1,987,984</u>	<u>1,967,938</u>	<u>1,967,938</u>	<u>-</u>
Excess of expenditures over revenues . . . . .	<u>(1,987,984)</u>	<u>(1,967,938)</u>	<u>(1,967,938)</u>	<u>-</u>
<b>Other financing sources:</b>				
Transfers in . . . . .	<u>1,931,240</u>	<u>1,961,240</u>	<u>1,959,473</u>	<u>(1,767)</u>
Total other financing sources . . . . .	<u>1,931,240</u>	<u>1,961,240</u>	<u>1,959,473</u>	<u>(1,767)</u>
Net change in fund balance. . . . .	(56,744)	(6,698)	(8,465)	(1,767)
<b>Fund balance at beginning of year . . . . .</b>	7,160	7,160	7,160	-
<b>Prior year encumbrances appropriated . . . . .</b>	-	-	-	-
<b>Fund balance at end of year . . . . .</b>	<u><u>\$ (49,584)</u></u>	<u><u>\$ 462</u></u>	<u><u>\$ (1,305)</u></u>	<u><u>\$ (1,767)</u></u>

SEE ACCOMPANYING NOTES TO THE BASIC FINANCIAL STATEMENTS

**RIDGEWOOD LOCAL SCHOOL DISTRICT  
COSHOCOTON COUNTY, OHIO**

STATEMENT OF NET POSITION  
PROPRIETARY FUND  
JUNE 30, 2016

	<b>Governmental Activities - Internal Service Fund</b>
<b>Assets:</b>	
Current assets:	
Equity in pooled cash and cash equivalents . . . . .	\$ 540,288
Total assets. . . . .	<u>540,288</u>
<b>Liabilities:</b>	
Current liabilities:	
Accounts payable . . . . .	175
Claims payable . . . . .	<u>5,599</u>
Total liabilities . . . . .	<u>5,774</u>
<b>Net position:</b>	
Unrestricted. . . . .	<u>534,514</u>
Total net position . . . . .	<u>\$ 534,514</u>

SEE ACCOMPANYING NOTES TO THE BASIC FINANCIAL STATEMENTS

**RIDGEWOOD LOCAL SCHOOL DISTRICT  
COSHOCTON COUNTY, OHIO**

STATEMENT OF REVENUES, EXPENSES AND  
CHANGES IN NET POSITION  
PROPRIETARY FUND  
FOR THE FISCAL YEAR ENDED JUNE 30, 2016

	<b>Governmental Activities - Internal Service Fund</b>
<b>Operating revenues:</b>	
Interfund services provided . . . . .	\$ 84,137
Total operating revenues . . . . .	<u>84,137</u>
<b>Operating expenses:</b>	
Purchased services. . . . .	2,063
Claims . . . . .	<u>77,255</u>
Total operating expenses. . . . .	<u>79,318</u>
Change in net position . . . . .	4,819
<b>Net position at beginning of year. . . . .</b>	<u>529,695</u>
<b>Net position at end of year . . . . .</b>	<u><u>\$ 534,514</u></u>

SEE ACCOMPANYING NOTES TO THE BASIC FINANCIAL STATEMENTS

**RIDGEWOOD LOCAL SCHOOL DISTRICT  
COSHOCTON COUNTY, OHIO**

STATEMENT OF CASH FLOWS  
PROPRIETARY FUND  
FOR THE FISCAL YEAR ENDED JUNE 30, 2016

	<b>Governmental Activities - Internal Service Fund</b>
<b>Cash flows from operating activities:</b>	
Cash received from interfund services provided . . . .	\$ 84,137
Cash payments for contractual services . . . . .	(2,049)
Cash payments for claims . . . . .	<u>(80,407)</u>
 Net cash provided by operating activities . . . . .	 <u>1,681</u>
 Net increase in cash and cash equivalents . . . . .	 1,681
 <b>Cash and cash equivalents at beginning of year . . .</b>	 538,607
<b>Cash and cash equivalents at end of year . . . . .</b>	<b><u>\$ 540,288</u></b>
 <b>Reconciliation of operating income to net cash provided by operating activities:</b>	
Operating income. . . . .	\$ 4,819
Changes in assets and liabilities:	
Increase in accounts payable. . . . .	14
Decrease in claims payable . . . . .	<u>(3,152)</u>
 Net cash provided by operating activities. . . . .	 <u>\$ 1,681</u>

SEE ACCOMPANYING NOTES TO THE BASIC FINANCIAL STATEMENTS

**RIDGEWOOD LOCAL SCHOOL DISTRICT  
COSHOCOTON COUNTY, OHIO**

STATEMENT OF FIDUCIARY NET POSITION  
FIDUCIARY FUND  
JUNE 30, 2016

	<u>Agency</u>
<b>Assets:</b>	
Equity in pooled cash and cash equivalents . . . . .	\$ 46,735
Total assets. . . . .	<u>\$ 46,735</u>
<b>Liabilities:</b>	
Due to students . . . . .	<u>46,735</u>
Total liabilities . . . . .	<u>\$ 46,735</u>

SEE ACCOMPANYING NOTES TO THE BASIC FINANCIAL STATEMENTS



**RIDGEWOOD LOCAL SCHOOL DISTRICT  
COSHOCTON COUNTY, OHIO**

NOTES TO THE BASIC FINANCIAL STATEMENTS  
FOR THE FISCAL YEAR ENDED JUNE 30, 2016

**NOTE 1 - DESCRIPTION OF SCHOOL DISTRICT**

Ridgewood Local School District (the "District") was established for the purposes of exercising the rights and privileges conveyed to it by the constitution and laws of the State of Ohio.

The District is a local school district as defined by Section 3311.03 of the Ohio Revised Code. The District operates under a locally-elected Board form of government consisting of five members elected at-large for staggered four year terms. The District provides educational services as authorized by State statute and/or Federal guidelines. It is staffed by 75 non-certified employees and 89 certified personnel who provide services to 1,334 students and other community members.

**NOTE 2 - SUMMARY OF SIGNIFICANT ACCOUNTING POLICIES**

The basic financial statements of the District have been prepared in conformity with accounting principles generally accepted in the United States of America (GAAP) as applied to governmental units. The Governmental Accounting Standards Board (GASB) is the accepted standard-setting body for establishing governmental accounting and financial reporting principles. The District's significant accounting policies are described below.

**A. Reporting Entity**

The reporting entity has been defined in accordance with GASB Statement No. 14, "The Financial Reporting Entity" as amended by GASB Statement No. 39, "Determining Whether Certain Organizations Are Component Units" and GASB Statement No. 61, "The Financial Reporting Entity: Omnibus an Amendment of GASB Statements No. 14 and No. 34". The reporting entity is composed of the primary government and component units. The primary government consists of all funds, departments, boards and agencies that are not legally separate from the District. For the District, this includes general operations, food service, and student related activities of the District.

Component units are legally separate organizations for which the District is financially accountable. The District is financially accountable for an organization if the District appoints a voting majority of the organization's Governing Board and (1) the District is able to significantly influence the programs or services performed or provided by the organization; or (2) the District is legally entitled to or can otherwise access the organization's resources; or (3) the District is legally obligated or has otherwise assumed the responsibility to finance the deficits of, or provide financial support to, the organization; or (4) the District is obligated for the debt of the organization. Component units may also include organizations that are fiscally dependent on the District in that the District approves the budget, the issuance of debt or the levying of taxes. Certain organizations are also included as component units if the nature and significance of the relationship between the primary government and the organization is such that exclusion by the primary government would render the primary government's financial statements incomplete or misleading. Based upon the application of these criteria, the District has no component units. The basic financial statements of the reporting entity include only those of the District (the primary government).

**RIDGEWOOD LOCAL SCHOOL DISTRICT  
COSHOCOTON COUNTY, OHIO**

NOTES TO THE BASIC FINANCIAL STATEMENTS  
FOR THE FISCAL YEAR ENDED JUNE 30, 2016

**NOTE 2 - SUMMARY OF SIGNIFICANT ACCOUNTING POLICIES - (Continued)**

The following organizations are described due to their relationship to the District:

*JOINTLY GOVERNED ORGANIZATIONS*

Ohio Mid-Eastern Regional Education Service Agency (OME-RESA)

OME-RESA is a computer service organization whose primary function is to provide information technology services to its member districts with the major emphasis being placed on accounting, payroll and inventory control services. Other areas of service provided by OME-RESA include pupil scheduling, attendance and grade reporting, career guidance services, special education records and test scoring.

OME-RESA is one of 22 regional service organizations serving over 600 public districts in the State of Ohio that make up the Ohio Educational Computer Network (OECN). These service organizations are known as Data Acquisition Sites. The OECN is a collective group of Data Acquisition Sites, authorized pursuant to Section 3301.075 of the Ohio Revised Code, and their member districts. Such sites, in conjunction with the Ohio Department of Education (ODE), comprise a statewide delivery system to provide comprehensive, cost-efficient accounting and other administrative and instructional computer services for participating Ohio districts.

Major funding for this network is derived from the State of Ohio. In addition, a majority of the software utilized by the OME-RESA is developed by the ODE.

OME-RESA is owned and operated by 44 member districts in 11 different Ohio counties. The member districts are comprised of public districts and educational service centers. Each member district pays an annual fee for services provided by OME-RESA. OME-RESA is governed by a Board of Directors, which is selected by the member districts. Each member district has one vote in all matters and each member district's control over budgeting and financing of OME-RESA is limited to its voting authority and any representation it may have on the Board of Directors. During fiscal year 2016, \$101,549 was paid to OME-RESA by the District for various services.

OME-RESA is located at 2023 Sunset Blvd., Steubenville, Ohio 43952. The Jefferson County Educational Service Center is one of OME-RESA's member districts, and acts in the capacity of fiscal agent for OME-RESA.

Coshocton County Career Center

The Coshocton County Career Center (the "Career Center") is a distinct political subdivision of the State of Ohio operated under the direction of a Board consisting of one representative from each of the participating school district's elected Boards, which possesses its own budgeting and taxing authority. The Board controls the financial activity of the Career Center. The Career Center receives no direct funding from the member school districts. The continued existence of the Career Center is not dependent on the Ridgewood Local School District's continued participation. The District did not make any payments to the Center during fiscal year 2016.

**RIDGEWOOD LOCAL SCHOOL DISTRICT  
COSHOCTON COUNTY, OHIO**

NOTES TO THE BASIC FINANCIAL STATEMENTS  
FOR THE FISCAL YEAR ENDED JUNE 30, 2016

**NOTE 2 - SUMMARY OF SIGNIFICANT ACCOUNTING POLICIES - (Continued)**

*PUBLIC ENTITY RISK POOL*

Ohio Association of School Business Officials Worker's Compensation Group

The District participates in the Ohio Association of School Business Officials (OASBO) Workers' Compensation Group Rating Plan (GRP). The GRP is sponsored by OASBO and administered by Sheakley UniService, Inc. The intent of the GRP is to achieve the benefit of a reduced premium for the District by virtue of its grouping and representation with other participants in the GRP. The District pays a fee to the GRP to cover the costs of administering the program.

**B. Fund Accounting**

The District uses funds to maintain its financial records during the fiscal year. A fund is defined as a fiscal and accounting entity with a self balancing set of accounts. There are three categories of funds: governmental, proprietary and fiduciary.

*GOVERNMENTAL FUNDS*

Governmental funds are those through which most governmental functions typically are financed. Governmental fund reporting focuses on the sources, uses and balances of current financial resources. Expendable assets are assigned to the various governmental funds according to the purposes for which they may or must be used. Current liabilities are assigned to the fund from which they will be paid. The difference between governmental fund assets and liabilities and deferred inflows of resources is reported as fund balance. The following are the District's major governmental funds:

General fund - The general fund is used to account for and report all financial resources not accounted for and reported in another fund. The general fund balance is available for any purpose provided it is expended or transferred according to the general laws of Ohio.

Schoolwide building program fund - This fund allows for the pooling of Federal, State and local funds to be used to upgrade the overall instructional program of a school building where at least 40 percent of children are from low-income families.

Other governmental funds of the District are used to account for (a) financial resources that are restricted, committed, or assigned to expenditures for capital outlays including the acquisition or construction of capital facilities and other capital assets, (b) specific revenue sources that are restricted or committed to an expenditure for specified purposes other than debt service or capital projects and (c) financial resources that are restricted, committed, or assigned to expenditures for principal and interest.

*PROPRIETARY FUNDS*

Proprietary funds are used to account for the District's ongoing activities which are similar to those often found in the private sector. The District has no enterprise funds. The following is a description of the District's internal service fund:

Internal service fund - The internal service fund is used to account for the financing of goods or services provided by one department or agency to other departments or agencies of the District, or to other governments, on a cost-reimbursement basis. The District's internal service fund accounts for a self-insurance program which provides dental benefits to employees.

**RIDGEWOOD LOCAL SCHOOL DISTRICT  
COSHOCOTON COUNTY, OHIO**

NOTES TO THE BASIC FINANCIAL STATEMENTS  
FOR THE FISCAL YEAR ENDED JUNE 30, 2016

**NOTE 2 - SUMMARY OF SIGNIFICANT ACCOUNTING POLICIES - (Continued)**

*FIDUCIARY FUNDS*

Fiduciary fund reporting focuses on net position and changes in net position. The fiduciary fund category is split into four classifications: pension trust funds, investment trust funds, private-purpose trust funds and agency funds. Trust funds are used to account for assets held by the District under a trust agreement for individuals, private organizations, or other governments and are therefore not available to support the District's own programs. The District has no trust funds. Agency funds are custodial in nature (assets equal liabilities) and do not involve measurement of results of operations. The District's agency funds account for student activities and OHSAA tournament money.

**C. Basis of Presentation and Measurement Focus**

Government-wide Financial Statements - The statement of net position and the statement of activities display information about the District as a whole. These statements include the financial activities of the primary government, except for fiduciary funds. Internal service fund operating activity is eliminated to avoid overstatement of revenues and expenses.

The government-wide statement of activities presents a comparison between direct expenses and program revenues for each function or program of the governmental activities of the District. Direct expenses are those that are specifically associated with a service, program or department and therefore clearly identifiable to a particular function. Program revenues include amounts paid by the recipient of goods or services offered by the program and grants and contributions that are restricted to meeting the operational or capital requirements of a particular program. Revenues not classified as program revenues are presented as general revenues of the District.

The government-wide financial statements are prepared using the economic resources measurement focus. All assets and deferred outflows of resources and all liabilities and deferred inflows of resources associated with the operation of the District are included on the statement of net position.

Fund Financial Statements - Fund financial statements report detailed information about the District. The focus of governmental fund financial statements is on major funds rather than reporting funds by type. Each major fund is presented in a separate column, and all nonmajor funds are aggregated into one column. The internal service fund is presented in a single column on the face of the proprietary fund statements. Fiduciary funds are reported by fund type.

All governmental funds are accounted for using a flow of current financial resources measurement focus. With this measurement focus, only current assets and deferred outflows of resources and current liabilities and deferred inflows of resources generally are included on the balance sheet. The statement of revenues, expenditures and changes in fund balances reports on the sources (i.e., revenues and other financing sources) and uses (i.e., expenditures and other financing uses) of current financial resources. This approach differs from the manner in which the governmental activities of the government-wide financial statements are prepared. Governmental fund financial statements therefore include a reconciliation with brief explanations to better identify the relationship between the government-wide statements and the statements for governmental funds.

**RIDGEWOOD LOCAL SCHOOL DISTRICT  
COSHOCTON COUNTY, OHIO**

NOTES TO THE BASIC FINANCIAL STATEMENTS  
FOR THE FISCAL YEAR ENDED JUNE 30, 2016

**NOTE 2 - SUMMARY OF SIGNIFICANT ACCOUNTING POLICIES - (Continued)**

Like the government-wide statements, the internal service fund is accounted for on a flow of economic resources measurement focus. All assets, deferred outflows, liabilities, and deferred inflows associated with the operation of this fund are included on the statement of fund net position. The statement of revenues, expenses and changes in net position presents increases (i.e., revenues) and decreases (i.e., expenses) in net position. The statement of cash flows provides information about how the District finances and meets the cash flow needs of its proprietary activity.

Proprietary funds distinguish operating revenues and expenses from nonoperating items. Operating revenues and expenses generally result from providing services and producing and delivering goods in connection with a proprietary fund's principal ongoing operation. The principal operating revenue of the District's internal service fund is charges for services. Operating expenses for the internal service fund includes claims and purchased services. All revenues and expenses not meeting this definition are reported as nonoperating revenues and expenses.

Agency funds do not report a measurement focus as they do not report operations.

**D. Basis of Accounting**

Basis of accounting determines when transactions are recorded in the financial records and reported on the financial statements. Government-wide financial statements are prepared using the accrual basis of accounting. Governmental funds use the modified accrual basis of accounting. Proprietary and fiduciary funds also use the accrual basis of accounting.

Revenues - Exchange and Nonexchange Transactions - Revenue resulting from exchange transactions, in which each party gives and receives essentially equal value, is recorded on the accrual basis when the exchange takes place. On a modified accrual basis, revenue is recorded in the fiscal year in which the resources are measurable and become available. Available means that the resources will be collected within the current fiscal year or are expected to be collected soon enough thereafter to be used to pay liabilities of the current fiscal year. For the District, available means expected to be received within sixty days of fiscal year end.

Nonexchange transactions, in which the District receives value without directly giving equal value in return, include property taxes, grants, entitlements and donations. On an accrual basis, revenue from property taxes is recognized in the fiscal year for which the taxes are levied (See Note 6).

Revenue from grants, entitlements and donations is recognized in the fiscal year in which all eligibility requirements have been satisfied. Eligibility requirements include timing requirements, which specify the fiscal year when the resources are required to be used or the fiscal year when use is first permitted, matching requirements, in which the District must provide local resources to be used for a specified purpose, and expenditure requirements, in which the resources are provided to the District on a reimbursement basis. On a modified accrual basis, revenue from nonexchange transactions must also be available before it can be recognized.

Under the modified accrual basis, the following revenue sources are considered to be both measurable and available at fiscal year end: property taxes available as an advance, interest, tuition, grants, student fees and rentals.

**RIDGEWOOD LOCAL SCHOOL DISTRICT  
COSHOCOTON COUNTY, OHIO**

NOTES TO THE BASIC FINANCIAL STATEMENTS  
FOR THE FISCAL YEAR ENDED JUNE 30, 2016

**NOTE 2 - SUMMARY OF SIGNIFICANT ACCOUNTING POLICIES - (Continued)**

Deferred Outflows of Resources and Deferred Inflows of Resources - In addition to assets, the government-wide statement of net position will report a separate section for deferred outflows of resources. Deferred outflows of resources, represents a consumption of net position that applies to a future period and will not be recognized as an outflow of resources (expense/expenditure) until then. For the District, see Note 13 for deferred outflows of resources related the District's net pension liability. In addition, deferred outflows of resources include a deferred charge on debt refunding. A deferred charge on refunding results from the difference in the carrying value of refunded debt and its reacquisition price. This amount is deferred and amortized over the shorter of the life of the refunded or refunding debt.

In addition to liabilities, both the government-wide statement of net position and the governmental fund financial statements report a separate section for deferred inflows of resources. Deferred inflows of resources represent an acquisition of net position that applies to a future period and will not be recognized as an inflow of resources (revenue) until that time. For the District, deferred inflows of resources include property taxes and unavailable revenue. Property taxes represent the amounts for which there is an enforceable legal claim as of June 30, 2016, but which were levied to finance fiscal year 2016 operations. These amounts have been recorded as a deferred inflow of resources on both the government-wide statement of net position and the governmental fund financial statements. Unavailable revenue is reported only on the governmental funds balance sheet, and represents receivables which will not be collected within the available period. For the District unavailable revenue includes, but is not limited to, delinquent property taxes and intergovernmental grants. These amounts are deferred and recognized as an inflow of resources in the period the amounts become available.

For the District, see Note 13 for deferred inflows of resources related to the District's net pension liability. This deferred inflow of resources is only reported on the government-wide statement of net position.

Expenses/Expenditures - On the accrual basis of accounting, expenses are recognized at the time they are incurred. The entitlement value of donated commodities used during the fiscal year is reported in the statement of revenues, expenditures and changes in fund balances as an expenditure with a like amount reported as intergovernmental revenue.

The measurement focus of governmental fund accounting is on decreases in net financial resources (expenditures) rather than expenses. Expenditures are generally recognized in the accounting period in which the related fund liability is incurred, if measurable. Allocations of cost, such as depreciation and amortization, are not recognized in governmental funds.

**E. Budgetary Process**

The budgetary process is prescribed by provisions of the Ohio Revised Code and entails the preparation of budgetary documents within an established timetable. The major documents prepared are the tax budget, the certificate of estimated resources, and the appropriation resolution, all of which are prepared on the budgetary basis of accounting. The certificate of estimated resources and the appropriation resolution are subject to amendment throughout the fiscal year with the legal restriction that appropriations cannot exceed estimated resources, as certified.

**RIDGEWOOD LOCAL SCHOOL DISTRICT  
COSHOCOTON COUNTY, OHIO**

NOTES TO THE BASIC FINANCIAL STATEMENTS  
FOR THE FISCAL YEAR ENDED JUNE 30, 2016

**NOTE 2 - SUMMARY OF SIGNIFICANT ACCOUNTING POLICIES - (Continued)**

All funds, other than agency funds, are legally required to be budgeted and appropriated. The major documents prepared are the tax budget, the appropriation resolution and the certificate of estimated resources, which are prepared on the budgetary basis of accounting. The tax budget demonstrates a need for existing or increased tax rates. The certificate of estimated resources establishes a limit on the amounts that the Board of Education may appropriate. The appropriation resolution is the Board of Education's authorization to spend resources and sets annual limits on expenditures plus encumbrances at a level of control set by the Board. The legal level of control has been established by the Board of Education at the fund level. The District Treasurer has been authorized to allocate Board appropriations to the function and object level within each fund. Although the legal level of control was established at the fund level of expenditures, the District has elected to present the budgetary statement comparisons for the general fund and schoolwide building program fund at the fund and function level of expenditures.

The certificate of estimated resources may be amended during the year if projected increases or decreases in revenue are identified by the District Treasurer. The amounts reported as the original budgeted amounts in the budgetary statements reflect the amounts in the certificate when the original appropriations were adopted. The amounts reported as the final budgeted amounts in the budgetary statements reflect the amounts in the final certificate of estimated resources issued during fiscal year 2016.

The appropriation resolution is subject to amendment by the Board of Education throughout the fiscal year with the restriction that appropriations may not exceed estimated resources. The amounts reported as original budgeted amounts reflect the first appropriation for that fund that covered the entire fiscal year, including amounts automatically carried over from prior years. The amounts reported as the final budgeted amounts represent the final appropriation amounts passed by the Board during fiscal year 2016.

**F. Cash and Investments**

To improve cash management, cash received by the District is pooled. Monies for all funds, including proprietary funds, are maintained in this pool. Individual fund integrity is maintained through the District's records. Each fund's interest in the pool is presented as "equity in pooled cash and cash equivalents" on the basic financial statements.

During fiscal year 2016, investments consisted of federal agency securities and U.S. Government money market mutual fund. Except for nonparticipating investment contracts, investments are reported at fair value, which is based on quoted market prices. Nonparticipating investment contracts, such as certificates of deposit, are reported at cost.

Under existing Ohio statutes all investment earnings are assigned to the general fund unless statutorily required to be credited to a specific fund. Interest revenue credited to the general fund during fiscal year 2016 amounted to \$22,142, which includes \$3,904 assigned from other funds.

For presentation on the basic financial statements, investments of the cash management pool and investments with original maturities of three months or less at the time they are purchased by the District are considered to be cash equivalents. Investments with an initial maturity of more than three months are reported as investments.

**RIDGEWOOD LOCAL SCHOOL DISTRICT  
COSHOCOTON COUNTY, OHIO**

NOTES TO THE BASIC FINANCIAL STATEMENTS  
FOR THE FISCAL YEAR ENDED JUNE 30, 2016

**NOTE 2 - SUMMARY OF SIGNIFICANT ACCOUNTING POLICIES - (Continued)**

An analysis of the District’s investment account at fiscal year end is provided in Note 4.

**G. Inventory**

On government-wide and fund financial statements, purchased inventories are presented at the lower of cost or market and donated commodities are presented at their entitlement value. Inventories are reported on a first-in, first-out basis and are expensed when used. Inventories are accounted for using the consumption method.

Inventory consists of expendable supplies held for consumption, donated food and purchased food.

**H. Capital Assets**

General capital assets generally result from expenditures in the governmental funds. These assets are reported in the governmental activities column of the government-wide statement of net position, but are not reported in the fund financial statements.

All capital assets are capitalized at cost (or estimated historical cost) and updated for additions and retirements during the fiscal year. Donated capital assets are recorded at their fair market values as of the date received. The District maintains a capitalization threshold of \$5,000. Improvements are capitalized; the costs of normal maintenance and repairs that do not add to the value of the asset or materially extend an asset’s life are not.

All reported capital assets, except land and construction in progress, are depreciated. Improvements are depreciated over the remaining useful lives of the related capital assets. Depreciation is computed using the straight-line method over the following useful lives:

Description	Governmental Activities Estimated Lives
Land improvements	10 to 40 years
Buildings and improvements	10 to 40 years
Furniture and equipment	5 to 20 years
Vehicles	13 years
Library and textbooks	5 years

**I. Compensated Absences**

GASB Statement No. 16, “Accounting for Compensated Absences”, specifies the method used to accrue liabilities for leave benefits. Vacation benefits are accrued as a liability as the benefits are earned if the employees’ rights to receive compensation are attributable to services already rendered and it is probable that the District will compensate the employees for the benefits through paid time off or some other means.

Sick leave benefits are accrued as a liability using the termination method. An accrual for earned sick leave is made to the extent that is probable that benefits will result in termination (severance) payments. The liability is an estimate based on the District’s past experience of making termination (severance) payments.



**RIDGEWOOD LOCAL SCHOOL DISTRICT  
COSHOCTON COUNTY, OHIO**

NOTES TO THE BASIC FINANCIAL STATEMENTS  
FOR THE FISCAL YEAR ENDED JUNE 30, 2016

**NOTE 2 - SUMMARY OF SIGNIFICANT ACCOUNTING POLICIES - (Continued)**

The total liability for vacation and sick leave has been calculated using pay rates in effect at June 30, 2016 and reduced to the maximum payment allowed by labor contract and/or statute, plus any additional salary related payments.

The entire compensated absences liability is reported on the government-wide financial statements.

For governmental fund financial statements, compensated absences are recognized as liabilities and expenditures as payments come due each period upon the occurrence of employee resignations and retirements.

**J. Interfund Balances**

On the fund financial statements, receivables and payables resulting from short-term interfund loans are classified as “interfund loans receivable/payable”. These amounts are eliminated in the governmental activities column on the statement of net position.

**K. Accrued Liabilities and Long-Term Obligations**

All payables, accrued liabilities and long-term obligations are reported in the government-wide financial statements, and all payables, accrued liabilities and long-term obligations payable from the internal service fund are reported on the proprietary fund financial statements.

In general, governmental fund payables and accrued liabilities that, once incurred, are paid in a timely manner and in full from current financial resources, are reported as obligations of the funds. However, claims and judgments, compensated absences and net pension liability that will be paid from governmental funds are reported as a liability in the fund financial statements only to the extent that they are due for payment during the current year. Bonds and leases are recognized as a liability on the fund financial statements when due.

**L. Fund Balance**

Fund balance is divided into five classifications based primarily on the extent to which the District is bound to observe constraints imposed upon the use of the resources in the governmental funds. The classifications are as follows:

*Nonspendable* - The nonspendable fund balance classification includes amounts that cannot be spent because they are not in spendable form or legally required to be maintained intact. The “not in spendable form” criterion includes items that are not expected to be converted to cash.

*Restricted* - Fund balance is reported as restricted when constraints are placed on the use of resources that are either externally imposed by creditors (such as through debt covenants), grantors, contributors, or laws or regulations of other governments, or imposed by law through constitutional provisions or enabling legislation.

**RIDGEWOOD LOCAL SCHOOL DISTRICT  
COSHOCTON COUNTY, OHIO**

NOTES TO THE BASIC FINANCIAL STATEMENTS  
FOR THE FISCAL YEAR ENDED JUNE 30, 2016

**NOTE 2 - SUMMARY OF SIGNIFICANT ACCOUNTING POLICIES - (Continued)**

*Committed* - The committed fund balance classification includes amounts that can be used only for the specific purposes imposed by a formal action (resolution) of the District Board of Education (the highest level of decision making authority). Those committed amounts cannot be used for any other purpose unless the District Board of Education removes or changes the specified use by taking the same type of action (resolution) it employed to previously commit those amounts. Committed fund balance also incorporates contractual obligations to the extent that existing resources in the fund have been specifically committed for use in satisfying those contractual requirements.

*Assigned* - Amounts in the assigned fund balance classification are intended to be used by the District for specific purposes but do not meet the criteria to be classified as restricted nor committed. In governmental funds other than the general fund, assigned fund balance represents the remaining amount that is not restricted or committed. In the general fund, assigned amounts represent intended uses established by policies of the District Board of Education, which includes giving the Treasurer the authority to constrain monies for intended purposes.

*Unassigned* - Unassigned fund balance is the residual classification for the general fund and includes all spendable amounts not contained in the other classifications. In other governmental funds, the unassigned classification is only used to report a deficit fund balance resulting from overspending for specific purposes for which amounts had been restricted, committed, or assigned.

The District applies restricted resources first when expenditures are incurred for purposes for which restricted and unrestricted (committed, assigned, and unassigned) fund balance is available. Similarly, within unrestricted fund balance, committed amounts are reduced first followed by assigned, and then unassigned amounts when expenditures are incurred for purposes for which amounts in any of the unrestricted fund balance classifications could be used.

**M. Net Position**

Net position represents the difference between assets and deferred outflows and liabilities and deferred inflows. The net position component “net investment in capital assets,” consists of capital assets, net of accumulated depreciation, reduced by the outstanding balances of any borrowing used for the acquisition, construction or improvement of those assets. Deferred outflows of resources and deferred inflows of resources that are attributable to the acquisition, construction or improvement of those assets or related debt also should be included in this component of net position. Net position is reported as restricted when there are limitations imposed on its use either through the enabling legislation adopted by the District or through external restrictions imposed by creditors, grantors or laws or regulations of other governments.

The District applies restricted resources first when an expense is incurred for purposes for which both restricted and unrestricted net position is available.

**N. Prepayments**

Certain payments to vendors reflect the costs applicable to future accounting periods and are recorded as prepaid items in both government-wide and fund financial statements. These items are reported as assets on the balance sheet using the consumption method. A current asset for the prepaid amounts is recorded at the time of the purchase and the expenditure/expense is reported in the fiscal year in which services are consumed.

**RIDGEWOOD LOCAL SCHOOL DISTRICT  
COSHOCTON COUNTY, OHIO**

NOTES TO THE BASIC FINANCIAL STATEMENTS  
FOR THE FISCAL YEAR ENDED JUNE 30, 2016

**NOTE 2 - SUMMARY OF SIGNIFICANT ACCOUNTING POLICIES - (Continued)**

**O. Estimates**

The preparation of the basic financial statements in conformity with GAAP requires management to make estimates and assumptions that affect the amounts reported in the basic financial statements and accompanying notes. Actual results may differ from those estimates.

**P. Interfund Activity**

Exchange transactions between funds are reported as revenues in the seller funds and as expenditures/expenses in the purchaser funds. Flows of cash or goods from one fund to another without a requirement for repayment are reported as interfund transfers. Interfund transfers are reported as other financing sources/uses in governmental funds and after nonoperating revenues/expenses in proprietary fund. Repayments from funds responsible for particular expenditures/expenses to the funds that initially paid for them are not presented on the basic financial statements.

**Q. Pensions**

For purposes of measuring the net pension liability, deferred outflows of resources and deferred inflows of resources related to pensions, and pension expense, information about the fiduciary net position of the pension plans and additions to/deductions from their fiduciary net position have been determined on the same basis as they are reported by the pension systems. For this purpose, benefit payments (including refunds of employee contributions) are recognized when due and payable in accordance with the benefit terms. The pension systems report investments at fair value.

**R. Extraordinary and Special Items**

Extraordinary items are transactions or events that are both unusual in nature and infrequent in occurrence. Special items are transactions or events that are within the control of the Board of Education and that are either unusual in nature or infrequent in occurrence. The District did not have any extraordinary or special items during fiscal year 2016.

**S. Bond Premium and Discount/Accounting Gain or Loss**

Bond premiums are deferred and amortized over the term of the bonds using the bonds outstanding method, which approximates the effective interest method. Bond premiums are presented as an addition to the face amount of the bonds.

For advance refundings resulting in the defeasance of debt, the difference between the reacquisition price and the net carrying amount of the old debt is deferred and amortized as a component of interest expense. This accounting gain or loss is amortized using the bonds outstanding method, which approximates the effective interest method, over the remaining life of the old debt or the life of the new debt, whichever is shorter, and is presented as a deferred outflow on the government-wide financial statements.

A reconciliation between the bonds face value and the amount reported on the statement of net position is presented in Note 10.A.

**RIDGEWOOD LOCAL SCHOOL DISTRICT  
COSHOCOTON COUNTY, OHIO**

NOTES TO THE BASIC FINANCIAL STATEMENTS  
FOR THE FISCAL YEAR ENDED JUNE 30, 2016

**NOTE 2 - SUMMARY OF SIGNIFICANT ACCOUNTING POLICIES - (Continued)**

**T. Fair Market Value**

The District categorizes its fair value measurements within the fair value hierarchy established by generally accepted accounting principles. The hierarchy is based on the valuation inputs used to measure the fair value of the asset. Level 1 inputs are quoted prices in active markets for identical assets; Level 2 inputs are significant other observable inputs; Level 3 inputs are significant unobservable inputs.

**NOTE 3 - ACCOUNTABILITY AND COMPLIANCE**

**A. Change in Accounting Principles**

For fiscal year 2016, the District has implemented GASB Statement No. 72, "Fair Value Measurement and Application", GASB Statement No. 73 "Accounting and Financial Reporting for Pensions and Related Assets That Are Not within the Scope of GASB Statement 68, and Amendments to Certain Provisions of GASB Statements 67 and 68", GASB Statement No. 76, "The Hierarchy of Generally Accepted Accounting Principles for State and Local Governments", and GASB Statement No. 79, "Certain External Investment Pools and Pool Participants".

GASB Statement No. 72 addresses accounting and financial reporting issues related to fair value measurement. This Statement also provides guidance for applying fair value to certain investments and disclosures related to all fair value measurements. The implementation of GASB Statement No. 72 did not have an effect on the financial statements of the District.

GASB Statement No. 73 improves the usefulness of information about pensions included in the general purposes external financial reports of state and local governments for making decisions and assessing accountability. The implementation of GASB Statement No. 73 did not have an effect on the financial statements of the District.

GASB Statement No. 76 identifies - in the context of the current governmental financial reporting environment - the hierarchy of generally accepted accounting principles (GAAP). This Statement reduces the GAAP hierarchy to two categories of authoritative GAAP and addresses the use of authoritative and nonauthoritative literature in the event that the accounting treatment for a transaction or other event is not specified within a source of authoritative GAAP. The implementation of GASB Statement No. 76 did not have an effect on the financial statements of the District.

GASB Statement No. 79 establishes criteria for an external investment pool to qualify for making the election to measure all of its investments at amortized cost for financial reporting purposes. The implementation of GASB Statement No. 79 did not have an effect on the financial statements of the District.

**RIDGEWOOD LOCAL SCHOOL DISTRICT  
COSHOCOTON COUNTY, OHIO**

NOTES TO THE BASIC FINANCIAL STATEMENTS  
FOR THE FISCAL YEAR ENDED JUNE 30, 2016

**NOTE 3 - ACCOUNTABILITY AND COMPLIANCE (Continued)**

**B. Deficit Fund Balances**

Fund balances at June 30, 2016 included the following individual fund deficits:

<u>Major fund</u>	<u>Deficit</u>
Schoolwide Building Program	\$ 274,435
<u>Nonmajor funds</u>	
Public School Preschool	4,265
IDEA Part B	2,184

The general fund is liable for any deficit in these funds and provides transfers when cash is required, not when accruals occur. The deficit fund balance resulted from adjustments for accrued liabilities.

**NOTE 4 - DEPOSITS AND INVESTMENTS**

State statutes classify monies held by the District into three categories.

Active deposits are public deposits necessary to meet current demands on the treasury. Such monies must be maintained either as cash in the District treasury, in commercial accounts payable or withdrawable on demand, including negotiable order of withdrawal (NOW) accounts, or in money market deposit accounts.

Inactive deposits are public deposits that the Board of Education has identified as not required for use within the current five-year period of designation of depositories. Inactive deposits must either be evidenced by certificates of deposit maturing not later than the end of the current period of designation of depositories, or by savings or deposit accounts including, but not limited to, passbook accounts.

Interim deposits are deposits of interim monies. Interim moneys are those monies which are not needed for immediate use, but which will be needed before the end of the current period of designation of depositories. Interim deposits must be evidenced by time certificates of deposit or by savings or deposit accounts including passbook accounts.

Interim monies may be deposited or invested in the following securities:

1. United States Treasury Notes, Bills, Bonds, or any other obligation or security issued by the United States Treasury or any other obligation guaranteed as to principal and interest by the United States;
2. Bonds, notes, debentures, or any other obligations or securities issued by any federal government agency or instrumentality, including, but not limited to, the Federal National Mortgage Association, Federal Home Loan Bank, Federal Farm Credit Bank, Federal Home Loan Mortgage Corporation, Government National Mortgage Association, and Student Loan Marketing Association. All federal agency securities shall be direct issuances of federal government agencies or instrumentalities;
3. Written repurchase agreements in the securities listed above provided that the market value of the securities subject to the repurchase agreement must exceed the principal value of the agreement by at least two percent and be marked to market daily, and that the term of the agreement must not exceed thirty days;
4. Bonds and other obligations of the State of Ohio.

**RIDGEWOOD LOCAL SCHOOL DISTRICT  
COSHOCOTON COUNTY, OHIO**

NOTES TO THE BASIC FINANCIAL STATEMENTS  
FOR THE FISCAL YEAR ENDED JUNE 30, 2016

**NOTE 4 - DEPOSITS AND INVESTMENTS - (Continued)**

5. No-load money market mutual funds consisting exclusively of obligations described in items (1) and (2) above and repurchase agreements secured by such obligations, provided that investments in securities described in this division are made only through eligible institutions;
6. The State Treasury Asset Reserve of Ohio investment pool (STAR Ohio);
7. Certain banker's acceptance and commercial paper notes for a period not to exceed one hundred eighty days from the purchase date in an amount not to exceed twenty-five percent of the interim monies available for investment at any one time; and,
8. Under limited circumstances, corporate debt interests rated in either of the two highest classifications by at least two nationally recognized rating agencies.

Protection of the District's deposits is provided by the Federal Deposit Insurance Corporation (FDIC), by eligible securities pledged by the financial institution as security for repayment, by surety company bonds deposited with the Treasurer by the financial institution or by a single collateral pool established by the financial institution to secure the repayment of all public monies deposited with the institution.

Investments in stripped principal or interest obligations, reverse repurchase agreements and derivatives are prohibited. The issuance of taxable notes for the purpose of arbitrage, the use of leverage and short selling are also prohibited. An investment must mature within five years from the date of purchase unless matched to a specific obligation or debt of the District, and must be purchased with the expectation that it will be held to maturity. Investments may only be made through specified dealers and institutions. Payment for investments may be made only upon delivery of the securities representing the investments to the Treasurer or, if the securities are not represented by a certificate, upon receipt of confirmation of transfer from the custodian.

**A. Deposits with Financial Institutions**

At June 30, 2016, the carrying amount of all District deposits was \$6,507,143. Based on the criteria described in GASB Statement No. 40, "Deposits and Investment Risk Disclosures", as of June 30, 2016, \$4,877,099 of the District's bank balance of \$6,643,599 was exposed to custodial risk as discussed below, while \$1,766,500 was covered by the FDIC.

Custodial credit risk is the risk that, in the event of bank failure, the District's deposits may not be returned. All deposits are collateralized with eligible securities in amounts equal to at least 105% of the carrying value of the deposits. Such collateral, as permitted by the Ohio Revised Code, is held in single financial institution collateral pools at Federal Reserve Banks, or at member banks of the federal reserve system, in the name of the respective depository bank and pledged as a pool of collateral against all of the public deposits it holds or as specific collateral held at the Federal Reserve Bank in the name of the District. The District has no deposit policy for custodial credit risk beyond the requirements of State statute. Although the securities were held by the pledging institutions' trust department and all statutory requirements for the deposit of money had been followed, noncompliance with federal requirements could potentially subject the District to a successful claim by the FDIC.

**RIDGEWOOD LOCAL SCHOOL DISTRICT  
COSHOCOTON COUNTY, OHIO**

NOTES TO THE BASIC FINANCIAL STATEMENTS  
FOR THE FISCAL YEAR ENDED JUNE 30, 2016

**NOTE 4 - DEPOSITS AND INVESTMENTS - (Continued)**

**B. Investments**

As of June 30, 2016, the District had the following investments and maturities:

<u>Investment type</u>	<u>Fair value</u>	<u>Investment Maturities</u>				
		<u>6 months or less</u>	<u>7 to 12 months</u>	<u>13 to 18 months</u>	<u>19 to 24 months</u>	<u>Greater than 24 months</u>
FFCB	\$ 125,968	\$ -	\$ -	\$ -	\$ -	\$ 125,968
FHLB	100,400	-	-	-	100,400	-
FHLMC	441,044	-	-	-	-	441,044
FNMA	606,367	-	-	110,304	286,008	210,055
U.S. Government Money Market	<u>1,843</u>	<u>1,843</u>	<u>-</u>	<u>-</u>	<u>-</u>	<u>-</u>
Total	<u>\$ 1,275,622</u>	<u>\$ 1,843</u>	<u>\$ -</u>	<u>\$ 110,304</u>	<u>\$ 386,408</u>	<u>\$ 777,067</u>

The weighted average maturity of investments is 2.51 years.

The District's investments in federal agency securities and U.S. government money market are valued using quoted market prices (Level 1 inputs).

*Interest Rate Risk:* As a means of limiting its exposure to fair value losses arising from rising interest rates and according to State law, the District's investment policy limits investment portfolio maturities to five years or less.

*Custodial Credit Risk:* For an investment, custodial credit risk is the risk that, in the event of the failure of the counterparty, the District will not be able to recover the value of its investments or collateral securities that are in the possession of an outside party. The federal agency securities are exposed to custodial credit risk in that they are uninsured, unregistered and held by the counterparty's trust department or agent, but not in the District's name. The District has no investment policy dealing with investment custodial risk beyond the requirement in State statute that prohibits payment for investments prior to the delivery of the securities representing such investments to the Treasurer or qualified trustee.

*Credit Risk:* The District's investments in federal agency securities were rated AA+ and Aaa by Standard & Poor's and Moody's Investor Services, respectively. Standard & Poor's has assigned the U.S. Government money market an AAAM money market rating. The District has no policy that would further limit its investment choices.

*Concentration of Credit Risk:* The District places no limit on the amount that may be invested in any one issuer. The following table includes the percentage of each investment type held by the District at June 30, 2016:

<u>Investment type</u>	<u>Fair value</u>	<u>% of total</u>
FFCB	\$ 125,968	9.88
FHLB	100,400	7.87
FHLMC	441,044	34.57
FNMA	606,367	47.54
U.S. Government Money Market	<u>1,843</u>	<u>0.14</u>
Total	<u>\$ 1,275,622</u>	<u>100.00</u>

**RIDGEWOOD LOCAL SCHOOL DISTRICT  
COSHOCOTON COUNTY, OHIO**

NOTES TO THE BASIC FINANCIAL STATEMENTS  
FOR THE FISCAL YEAR ENDED JUNE 30, 2016

**NOTE 4 - DEPOSITS AND INVESTMENTS - (Continued)**

**C. Reconciliation of Cash and Investments to the Statement of Net Position**

The following is a reconciliation of cash and investments as reported in the note above to cash and investments as reported on the statement of net position as of June 30, 2016:

<u>Cash and investments per note</u>	
Carrying amount of deposits	\$ 6,507,143
Investments	<u>1,275,622</u>
Total	<u>\$ 7,782,765</u>
 <u>Cash and investments per statement of net position</u>	
Governmental activities	\$ 7,736,030
Agency fund	<u>46,735</u>
Total	<u>\$ 7,782,765</u>

**NOTE 5 - INTERFUND TRANSACTIONS**

- A.** Interfund transfers for the fiscal year ended June 30, 2016, consisted of the following, as reported on the fund statements:

	<u>Amount</u>
<u>Transfers from general fund to:</u>	
Schoolwide building program fund	<u>\$ 1,582,136</u>

Transfers are used to move revenues from the fund that statute or budget required to collect them to the fund that statute or budget requires to expend them and to use unrestricted revenues collected in the general fund to finance various programs accounted for in other funds in accordance with budgetary authorizations. Interfund transfers between governmental funds are eliminated on the government-wide financial statements.

- B.** Interfund balances for the fiscal year ended June 30, 2016, consisted of the following, as reported on the fund statements:

		<u>Amount</u>
<u>Receivable Fund</u>	<u>Payable Fund</u>	
General Fund	Nonmajor governmental funds	<u>\$ 1,400</u>

The primary purpose of the interfund balances is to cover cost in specific funds where revenues were not received by June 30, 2016. These interfund balances are expected to be repaid once the anticipated revenues are received.

**NOTE 6 - PROPERTY TAXES**

Property taxes are levied and assessed on a calendar year basis while the District fiscal year runs from July through June. First half tax collections are received by the District in the second half of the fiscal year. Second half tax distributions occur in the first half of the following fiscal year.



**RIDGEWOOD LOCAL SCHOOL DISTRICT  
COSHOCOTON COUNTY, OHIO**

NOTES TO THE BASIC FINANCIAL STATEMENTS  
FOR THE FISCAL YEAR ENDED JUNE 30, 2016

**NOTE 6 - PROPERTY TAXES (Continued)**

Property taxes include amounts levied against all real property and public utility property. Real property tax revenues received in calendar year 2016 represent the collection of calendar year 2015 taxes. Real property taxes received in calendar year 2016 were levied after April 1, 2015, on the assessed values as of January 1, 2015, the lien date. Assessed values for real property taxes are established by State statute at 35 percent of appraised market value. Real property taxes are payable annually or semiannually. If paid annually, payment is due December 31; if paid semiannually, the first payment is due December 31, with the remainder payable by June 20. Under certain circumstances, State statute permits alternate payment dates to be established. Public utility property tax revenues received in calendar year 2016 represent the collection of calendar year 2015 taxes. Public utility real and personal property taxes received in calendar year 2016 became a lien on December 31, 2014, were levied after April 1, 2015, and are collected with real property taxes. Public utility real property is assessed at 35 percent of true value; public utility tangible personal property is currently assessed at varying percentages of true value.

The District receives property taxes from Coshocton, Guernsey and Tuscarawas Counties. The County Auditors periodically advance to the District its portion of the taxes collected. Second-half real property tax payments collected by the Counties by June 30, 2016, are available to finance fiscal year 2016 operations. The amount available as an advance at June 30, 2016 was \$236,279 in the general fund, \$17,535 in the bond retirement fund (a nonmajor governmental fund) and \$3,937 in the classroom facilities maintenance fund (a nonmajor governmental fund). This amount is recorded as revenue. The amount available as an advance at June 30, 2015 was \$170,914 in the general fund, \$14,558 in the bond retirement fund (a nonmajor governmental fund) and \$3,197 in the classroom facilities maintenance fund (a nonmajor governmental fund). The amount of second-half real property taxes available for advance at fiscal year-end can vary based on the date the tax bills are sent.

Accrued property taxes receivable includes real property, public utility property and delinquent tangible personal property taxes which are measurable as of June 30, 2016 and for which there is an enforceable legal claim. Although total property tax collections for the next fiscal year are measurable, only the amount of real property taxes available as an advance at June 30 was levied to finance current fiscal year operations and is reported as revenue at fiscal year end. The portion of the receivable not levied to finance current fiscal year operations is offset by a credit to deferred inflows.

On the accrual basis of accounting, collectible delinquent property taxes have been recorded as a receivable and revenue, while on a modified accrual basis of accounting the revenue has been reported as a deferred inflow.

The assessed values upon which the fiscal year 2016 taxes were collected are:

	2015 Second		2016 First	
	Half Collections		Half Collections	
	<u>Amount</u>	<u>Percent</u>	<u>Amount</u>	<u>Percent</u>
Agricultural/residential and other real estate	\$ 134,467,150	92.99	\$ 153,422,340	92.86
Public utility personal	<u>10,137,640</u>	<u>7.01</u>	<u>11,800,770</u>	<u>7.14</u>
Total	<u>\$ 144,604,790</u>	<u>100.00</u>	<u>\$ 165,223,110</u>	<u>100.00</u>
Tax rate per \$1,000 of assessed valuation	\$ 33.59		\$ 33.36	

**RIDGEWOOD LOCAL SCHOOL DISTRICT  
COSHOCTON COUNTY, OHIO**

NOTES TO THE BASIC FINANCIAL STATEMENTS  
FOR THE FISCAL YEAR ENDED JUNE 30, 2016

**NOTE 7 - RECEIVABLES**

Receivables at June 30, 2016 consisted of property taxes, accounts (billings for user charged services and student fees), intergovernmental grants and entitlements, and accrued interest. All receivables are considered collectible in full due to the ability to foreclose for the nonpayment of taxes, the stable condition of State programs and the current year guarantee of Federal funds. Receivables have been disaggregated on the face of the basic financial statements. All receivables are expected to be collected within the subsequent year.

**NOTE 8 - CAPITAL ASSETS**

Capital asset activity for the fiscal year ended June 30, 2016, was as follows:

	Balance <u>June 30, 2015</u>	<u>Additions</u>	<u>Deductions</u>	Balance <u>June 30, 2016</u>
<b>Governmental activities:</b>				
<i>Capital assets, not being depreciated:</i>				
Land	\$ 264,066	\$ -	\$ -	\$ 264,066
Construction in progress	<u>87,608</u>	<u>-</u>	<u>(87,608)</u>	<u>-</u>
Total capital assets, not being depreciated	<u>351,674</u>	<u>-</u>	<u>(87,608)</u>	<u>264,066</u>
<i>Capital assets, being depreciated:</i>				
Land improvements	1,950,376	665,175	-	2,615,551
Building and improvements	20,414,922	56,973	-	20,471,895
Furniture and equipment	1,847,468	60,757	(11,729)	1,896,496
Vehicles	1,461,235	65,302	(24,750)	1,501,787
Library and textbooks	<u>853,829</u>	<u>-</u>	<u>-</u>	<u>853,829</u>
Total capital assets, being depreciated	<u>26,527,830</u>	<u>848,207</u>	<u>(36,479)</u>	<u>27,339,558</u>
<i>Less: accumulated depreciation:</i>				
Land improvements	(1,507,530)	(126,863)	-	(1,634,393)
Building and improvements	(8,389,258)	(472,982)	-	(8,862,240)
Furniture and equipment	(1,572,925)	(75,048)	11,729	(1,636,244)
Vehicles	(921,665)	(54,752)	2,681	(973,736)
Library and textbooks	<u>(853,829)</u>	<u>-</u>	<u>-</u>	<u>(853,829)</u>
Total accumulated depreciation	<u>(13,245,207)</u>	<u>(729,645)</u>	<u>14,410</u>	<u>(13,960,442)</u>
Governmental activities capital assets, net	<u>\$ 13,634,297</u>	<u>\$ 118,562</u>	<u>\$ (109,677)</u>	<u>\$ 13,643,182</u>

**RIDGEWOOD LOCAL SCHOOL DISTRICT  
COSHOCOTON COUNTY, OHIO**

NOTES TO THE BASIC FINANCIAL STATEMENTS  
FOR THE FISCAL YEAR ENDED JUNE 30, 2016

**NOTE 8 - CAPITAL ASSETS (Continued)**

Depreciation expense was charged to governmental functions as follows:

<u>Instruction:</u>	
Regular	\$ 635,694
<u>Support services:</u>	
Administration	3,955
Pupil transportation	55,566
Food service operations	19,310
Extracurricular activities	<u>15,120</u>
Total depreciation expense	<u>\$ 729,645</u>

**NOTE 9 - CAPITAL LEASES - LESSEE DISCLOSURE**

The District has entered into capital leases for the acquisition of an administrative building and copier equipment. At inception, the leases were accounted for as an other financing source and an expenditure in the general fund. Capital lease payments are shown as debt service expenditures in the general fund.

The general capital assets acquired by these capital leases have been capitalized in the governmental activities on the statement of net position in the amount of \$358,500, which is equal to the present value of the future minimum lease payments as of the date of their inception. Accumulated depreciation as of June 30, 2016 was \$112,138, leaving a current book value of \$246,362. A corresponding liability has been recorded in the governmental activities on the statement of net position. Principal payments made during fiscal year 2016 totaled \$33,181.

The following is a schedule of the future minimum lease payments required under the capital leases and the present value of the future minimum lease payments as of June 30, 2016.

<u>Fiscal Year</u>	<u>Payments</u>
2017	\$ 37,213
2018	27,159
2019	20,461
2020	14,633
2021	14,181
2022 - 2026	71,537
2027 - 2029	<u>28,401</u>
Total minimum lease payments	213,585
Less: amount representing interest	<u>(42,387)</u>
Present value of minimum lease payments	<u>\$ 171,198</u>

**RIDGEWOOD LOCAL SCHOOL DISTRICT  
COSHOCTON COUNTY, OHIO**

NOTES TO THE BASIC FINANCIAL STATEMENTS  
FOR THE FISCAL YEAR ENDED JUNE 30, 2016

**NOTE 10 - LONG-TERM OBLIGATIONS**

A. During the fiscal year 2016, the following changes occurred in governmental activities long-term obligations:

	<u>Balance</u> <u>June 30, 2015</u>	<u>Additions</u>	<u>Disposals</u>	<u>Balance</u> <u>June 30, 2016</u>	<u>Amounts</u> <u>Due Within</u> <u>One Year</u>
<b>Governmental activities:</b>					
<i>General obligation bonds:</i>					
Refunded general obligations					
bonds 4.0% due 12/1/2024	\$ 1,730,000	\$ -	\$ (240,000)	\$ 1,490,000	\$ 240,000
Capital appreciation bonds					
4.45% due 12/1/2017 & 2018	39,997	-	-	39,997	-
Accreted interest on bonds	227,571	80,895	-	308,466	-
Energy conservation bonds	834,000	-	(50,000)	784,000	51,000
Total general obligation bonds	<u>2,831,568</u>	<u>80,895</u>	<u>(290,000)</u>	<u>2,622,463</u>	<u>291,000</u>
<i>Other long-term obligations:</i>					
Compensated absences	913,518	120,069	(65,091)	968,496	105,202
Capital leases	204,379	-	(33,181)	171,198	33,181
Net pension liability	13,419,084	2,214,403	-	15,633,487	-
Total other obligations	<u>14,536,981</u>	<u>2,334,472</u>	<u>(98,272)</u>	<u>16,773,181</u>	<u>138,383</u>
Total governmental activities					
long-term liabilities	<u>\$ 17,368,549</u>	<u>\$ 2,415,367</u>	<u>\$ (388,272)</u>	19,395,644	<u>\$ 429,383</u>
Add: unamortized premium on refunding bonds				<u>126,397</u>	
Total on statement of net position				<u>\$ 19,522,041</u>	

*Compensated Absences:* Compensated absences will be paid from the fund from which the employee's salaries are paid, which, for the District, is primarily the general fund.

*Capital Leases:* Capital leases will be paid from the general fund. See Note 9 for more detail.

*Net Pension Liability:* See Note 13 for more detail.

**B. General Obligation Bonds**

In May 1999, the District issued \$2,759,000 in general obligation bonds. In November 1999, the District issued \$1,300,000 in general obligation bonds. These issues represented the District's share of a construction and renovation project approved and significantly funded by the Ohio School Facilities Commission (OSFC).

**RIDGEWOOD LOCAL SCHOOL DISTRICT  
COSHOCOTON COUNTY, OHIO**

NOTES TO THE BASIC FINANCIAL STATEMENTS  
FOR THE FISCAL YEAR ENDED JUNE 30, 2016

**NOTE 10 - LONG-TERM OBLIGATIONS - (Continued)**

During fiscal year 2007, the District issued general obligation bonds to advance refund the callable portion of the May 1999 and November 1999 bonds (callable principal \$2,815,000). The issuance proceeds of \$3,020,720 were used to purchase securities which were placed in an irrevocable trust to provide resources for all future debt service payments on the refunded debt. This refunded debt is considered defeased (in-substance) and accordingly, has been removed from the statement of net position.

The refunding issue was comprised of current interest term bonds, par value \$1,250,000, serial bonds, par value \$1,525,000 and capital appreciation bonds, par value \$39,997. The capital appreciation bonds mature December 1, 2017 and December 1, 2018 at a redemption price equal to 100% of the principal, plus accrued interest to the redemption date. The accreted value at maturity for the capital appreciation bonds is \$525,000. Total accreted interest of \$308,466 has been included on the statement of net position at June 30, 2016.

The reacquisition price exceeded the net carrying amount of the old debt by \$205,720. This amount is reported as a deferred outflow of resources and is amortized over the remaining life of the refunded debt, which is equal to the life of the new debt issue.

Interest payments on the current interest bonds are due on June 1 and December 1 of each fiscal year. The final maturity stated in the issue is December 1, 2024.

On August 23, 2013, the District issued energy conservation bonds, par value \$905,000. The bonds carry a coupon rate of 3.35% and mature on December 1, 2028. The bonds were issued for the purpose of purchasing and installing energy conservation improvements throughout the District. These improvements are not capital in nature and are expensed as incurred in the financial statements. Payments on the bonds are due each June 1 and December 1 and are paid from the general fund.

The following is a summary of the District's future annual principal and interest requirements to retire the general obligation bonds:

Fiscal Year Ended	Current Interest and Serial Bonds			Capital Appreciation Bonds		
	Principal	Interest	Total	Principal	Interest	Total
2017	\$ 291,000	\$ 80,645	\$ 371,645	\$ -	\$ -	\$ -
2018	53,000	74,120	127,120	22,027	237,973	260,000
2019	55,000	72,328	127,328	17,970	247,030	265,000
2020	312,000	65,369	377,369	-	-	-
2021	329,000	52,942	381,942	-	-	-
2022 - 2026	1,050,000	102,973	1,152,973	-	-	-
2027 - 2029	184,000	9,330	193,330	-	-	-
Total	<u>\$ 2,274,000</u>	<u>\$ 457,707</u>	<u>\$ 2,731,707</u>	<u>\$ 39,997</u>	<u>\$ 485,003</u>	<u>\$ 525,000</u>

**RIDGEWOOD LOCAL SCHOOL DISTRICT  
COSHOCTON COUNTY, OHIO**

NOTES TO THE BASIC FINANCIAL STATEMENTS  
FOR THE FISCAL YEAR ENDED JUNE 30, 2016

**NOTE 10 - LONG-TERM OBLIGATIONS - (Continued)**

**C. Legal Debt Margin**

The Ohio Revised Code provides that voted net general obligation debt of the District shall never exceed 9% of the total assessed valuation of the District. The code further provides that unvoted indebtedness shall not exceed 1/10 of 1% of the property valuation of the District. The code additionally states that unvoted indebtedness related to energy conservation debt shall not exceed 9/10 of 1% of the property valuation of the District. The assessed valuation used in determining the District's legal debt margin has been modified by House Bill 530 which became effective March 30, 2006. In accordance with House Bill 530, the assessed valuation used in the District's legal debt margin calculation excluded tangible personal property used in business, telephone or telegraph property, interexchange telecommunications company property, and personal property owned or leased by a railroad company and used in railroad operations. The effects of these debt limitations at June 30, 2016, are a voted debt margin of \$12,935,581 (including available funds of \$379,498) and an unvoted debt margin of \$165,223.

**NOTE 11 - EMPLOYEE BENEFITS**

**A. Compensated Absences**

The criteria for determining vested vacation and sick leave benefits are derived from negotiated agreements and State laws. Classified, full-time administrators and non-bargaining unit employees earn 10 to 25 days of vacation per year, depending upon length of service and hours worked. Accumulated unused vacation time is paid to classified employees and administrators upon termination of employment. Teachers and principals do not earn vacation time. A maximum of twenty vacation days beyond the twelve month period may be carried over. Additional days may be carried over only with the approval of the superintendent.

Teachers, administrators and classified employees earn sick leave at the rate of one and one-fourth days per month. Sick leave accumulation for a year is fifteen days. Payment is made of one-fourth of the total sick leave accumulation, up to a maximum payout for 50 days upon retirement for certified employees with at least 10 years of service or 60 days upon termination with 5 years of service for non-certified employees.

**B. Life Insurance**

The District provides life insurance and accidental death and dismemberment insurance to most employees. Life insurance is provided through American International Group, Inc. The premium for the employee term life insurance is paid by the District at a rate of .0225 per \$1,000 of coverage.

**RIDGEWOOD LOCAL SCHOOL DISTRICT  
COSHOCTON COUNTY, OHIO**

NOTES TO THE BASIC FINANCIAL STATEMENTS  
FOR THE FISCAL YEAR ENDED JUNE 30, 2016

**NOTE 12 - RISK MANAGEMENT**

**A. Property, Fleet, and Liability Insurance**

The District is exposed to various risks of loss related to torts; theft of, damage to, and destruction of assets; errors and omissions; injuries to employees and natural disasters. During fiscal year 2016, the District contracted with Ohio Casualty Insurance for liability, fleet, property and inland marine insurance coverage. The deductible is \$2,500 with the following coverage:

	<u>Coverage</u>
Buildings and Contents	\$ 44,422,226
Automobile Liability	5,000,000
Uninsured Motorists	1,000,000
Crime Insurance	50,000
General Liability:	
Per Occurrence	5,000,000
Aggregate	7,000,000

Settled claims have not exceeded this commercial coverage in any of the past three years. There was no significant reduction in coverage from the prior year.

**B. Workers' Compensation**

The District participates in the Ohio Association of School Business Officials Workers' Compensation Group Rating Program (GRP), an insurance purchasing pool (Note 2.A.). The intent of the GRP is to achieve the benefit of a reduced premium for the District by virtue of its grouping and representation with other participants in the GRP. Participants in the GRP are placed on tiers according to their loss history. Participants with low loss histories are rewarded with greater savings than participants with higher loss histories. Each participant pays its workers' compensation premium to the state based on the rate for its GRP tier rather than its individual rate. Participation in the GRP is limited to school districts that can meet the GRP's selection criteria. The firm of CompManagement, Inc. provides administrative, cost control, assistance with safety programs, and actuarial services to the GRP.

**C. Employee Group Medical/Surgical and Dental Insurance**

In November 2013, the District became a member of the Ohio Benefits Cooperative (OBC), a consortium of political subdivisions throughout the state. The purpose of the OBC is to pool risk and collectively purchase health insurance. The OBC contracts with private companies who handle all claims and benefit processing and assume all risks. The District still operates a limited risk management program for dental benefits. Premiums for dental insurance are paid into the self insurance fund.

**RIDGEWOOD LOCAL SCHOOL DISTRICT  
COSHOCOTON COUNTY, OHIO**

NOTES TO THE BASIC FINANCIAL STATEMENTS  
FOR THE FISCAL YEAR ENDED JUNE 30, 2016

**NOTE 12 - RISK MANAGEMENT - (Continued)**

The District has established a self insurance fund to account for a limited risk management program for dental benefits and medical/surgical benefits prior to November 2013. Premiums are paid into the self insurance fund by all other funds and are available to pay claims, claim reserves and administrative costs of the program. During fiscal year 2016, a total expense of \$79,318 was incurred in benefits and administrative costs. An excess coverage insurance policy covers individual claims in excess of \$60,000. The liability for unpaid claims cost of \$5,599 reported in the fund at June 30, 2016 is based on the requirements of GASB Statement No. 10, "Accounting and Financial Reporting for Risk Financing and Related Insurance Issues", as amended by GASB Statement No. 30, "Risk Financing Omnibus", which requires that a liability for unpaid claims costs, including estimates of costs relating to incurred, but not reported claims, be accrued at the estimated ultimate cost of settling claims. Interfund premiums are based primarily upon the medical/surgical funds' claims experience and are reported as quasi-external interfund transactions.

Changes in claims activity for the past two fiscal years are as follows:

<u>Fiscal Year</u>	<u>Beginning Balance</u>	<u>Claims Incurred</u>	<u>Claims Payments</u>	<u>Ending Balance</u>
2016	\$ 8,751	\$ 77,255	\$ (80,407)	\$ 5,599
2015	6,000	85,564	(82,813)	8,751

**NOTE 13 - DEFINED BENEFIT PENSION PLANS**

***Net Pension Liability***

The net pension liability reported on the statement of net position represents a liability to employees for pensions. Pensions are a component of exchange transactions—between an employer and its employees—of salaries and benefits for employee services. Pensions are provided to an employee—on a deferred-payment basis—as part of the total compensation package offered by an employer for employee services each financial period. The obligation to sacrifice resources for pensions is a present obligation because it was created as a result of employment exchanges that already have occurred.

The net pension liability represents the District's proportionate share of each pension plan's collective actuarial present value of projected benefit payments attributable to past periods of service, net of each pension plan's fiduciary net position. The net pension liability calculation is dependent on critical long-term variables, including estimated average life expectancies, earnings on investments, cost of living adjustments and others. While these estimates use the best information available, unknowable future events require adjusting this estimate annually.

The Ohio Revised Code limits the District's obligation for this liability to annually required payments. The District cannot control benefit terms or the manner in which pensions are financed; however, the District does receive the benefit of employees' services in exchange for compensation including pension.



**RIDGEWOOD LOCAL SCHOOL DISTRICT  
COSHOCTON COUNTY, OHIO**

NOTES TO THE BASIC FINANCIAL STATEMENTS  
FOR THE FISCAL YEAR ENDED JUNE 30, 2016

**NOTE 13 - DEFINED BENEFIT PENSION PLANS - (Continued)**

GASB 68 assumes the liability is solely the obligation of the employer, because (1) they benefit from employee services; and (2) State statute requires all funding to come from these employers. All contributions to date have come solely from these employers (which also includes costs paid in the form of withholdings from employees). State statute requires the pension plans to amortize unfunded liabilities within 30 years. If the amortization period exceeds 30 years, each pension plan’s board must propose corrective action to the State legislature. Any resulting legislative change to benefits or funding could significantly affect the net pension liability. Resulting adjustments to the net pension liability would be effective when the changes are legally enforceable.

The proportionate share of each plan’s unfunded benefits is presented as a long-term *net pension liability* on the accrual basis of accounting. Any liability for the contractually-required pension contribution outstanding at the end of the year is included in pension and postemployment benefits payable on both the accrual and modified accrual bases of accounting.

***Plan Description - School Employees Retirement System (SERS)***

Plan Description –District non-teaching employees participate in SERS, a cost-sharing multiple-employer defined benefit pension plan administered by SERS. SERS provides retirement, disability and survivor benefits, annual cost-of-living adjustments, and death benefits to plan members and beneficiaries. Authority to establish and amend benefits is provided by Ohio Revised Code Chapter 3309. SERS issues a publicly available, stand-alone financial report that includes financial statements, required supplementary information and detailed information about SERS’ fiduciary net position. That report can be obtained by visiting the SERS website at [www.ohsers.org](http://www.ohsers.org) under Employers/Audit Resources.

Age and service requirements for retirement are as follows:

	Eligible to Retire on or before August 1, 2017 *	Eligible to Retire after August 1, 2017
Full Benefits	Any age with 30 years of service credit	Age 67 with 10 years of service credit; or Age 57 with 30 years of service credit
Actuarially Reduced Benefits	Age 60 with 5 years of service credit Age 55 with 25 years of service credit	Age 62 with 10 years of service credit; or Age 60 with 25 years of service credit

\* Members with 25 years of service credit as of August 1, 2017, will be included in this plan.

Annual retirement benefits are calculated based on final average salary multiplied by a percentage that varies based on year of service; 2.2 percent for the first thirty years of service and 2.5 percent for years of service credit over 30. Final average salary is the average of the highest three years of salary.

One year after an effective benefit date, a benefit recipient is entitled to a three percent cost-of-living adjustment (COLA). This same COLA is added each year to the base benefit amount on the anniversary date of the benefit.

**RIDGEWOOD LOCAL SCHOOL DISTRICT  
COSHOCOTON COUNTY, OHIO**

NOTES TO THE BASIC FINANCIAL STATEMENTS  
FOR THE FISCAL YEAR ENDED JUNE 30, 2016

**NOTE 13 - DEFINED BENEFIT PENSION PLANS - (Continued)**

Funding Policy – Plan members are required to contribute 10 percent of their annual covered salary and the District is required to contribute 14 percent of annual covered payroll. The contribution requirements of plan members and employers are established and may be amended by the SERS' Retirement Board up to statutory maximum amounts of 10 percent for plan members and 14 percent for employers. The Retirement Board, acting with the advice of the actuary, allocates the employer contribution rate among four of the System's funds (Pension Trust Fund, Death Benefit Fund, Medicare B Fund, and Health Care Fund). For the fiscal year ended June 30, 2016, the entire 14 percent was allocated to pension, death benefits, and Medicare B and no portion of the employer contribution rate was allocated to the Health Care Fund.

The District's contractually required contribution to SERS was \$265,198 for fiscal year 2016. Of this amount, \$48,029 is reported as pension and postemployment benefits payable.

***Plan Description - State Teachers Retirement System (STRS)***

Plan Description – District licensed teachers and other faculty members participate in STRS Ohio, a cost-sharing multiple-employer public employee retirement system administered by STRS. STRS provides retirement and disability benefits to members and death and survivor benefits to beneficiaries. STRS issues a stand-alone financial report that includes financial statements, required supplementary information and detailed information about STRS' fiduciary net position. That report can be obtained by writing to STRS, 275 E. Broad St., Columbus, OH 43215-3771, by calling (888) 227-7877, or by visiting the STRS Web site at [www.strsoh.org](http://www.strsoh.org).

New members have a choice of three retirement plans; a Defined Benefit (DB) Plan, a Defined Contribution (DC) Plan and a Combined Plan. Benefits are established by Ohio Revised Code Chapter 3307. The DB plan offers an annual retirement allowance based on final average salary multiplied by a percentage that varies based on years of service. Effective August 1, 2015, the calculation will be 2.2 percent of final average salary for the five highest years of earnings multiplied by all years of service. With certain exceptions, the basic benefit is increased each year by two percent of the original base benefit. For members retiring August 1, 2013, or later, the first two percent is paid on the fifth anniversary of the retirement benefit. Members are eligible to retire at age 60 with five years of qualifying service credit, or age 55 with 25 years of service, or 30 years of service regardless of age. Age and service requirements for retirement will increase effective August 1, 2015, and will continue to increase periodically until they reach age 60 with 35 years of service or age 65 with five years of service on August 1, 2026.

The DC Plan allows members to place all their member contributions and 9.5 percent of the 14 percent employer contributions into an investment account. Investment allocation decisions are determined by the member. The remaining 4.5 percent of the 14 percent employer rate is allocated to the defined benefit unfunded liability. A member is eligible to receive a retirement benefit at age 50 and termination of employment. The member may elect to receive a lifetime monthly annuity or a lump sum withdrawal.

The Combined Plan offers features of both the DB Plan and the DC Plan. In the Combined Plan, member contributions are allocated among investment choices by the member, and employer contributions are used to fund the defined benefit payment at a reduced level from the regular DB Plan. The defined benefit portion of the Combined Plan payment is payable to a member on or after age 60 with five years of services. The defined contribution portion of the account may be taken as a lump sum payment or converted to a lifetime monthly annuity at age 50.

**RIDGEWOOD LOCAL SCHOOL DISTRICT  
COSHOCOTON COUNTY, OHIO**

NOTES TO THE BASIC FINANCIAL STATEMENTS  
FOR THE FISCAL YEAR ENDED JUNE 30, 2016

**NOTE 13 - DEFINED BENEFIT PENSION PLANS - (Continued)**

New members who choose the DC plan or Combined Plan will have another opportunity to reselect a permanent plan during their fifth year of membership. Members may remain in the same plan or transfer to another STRS plan. The optional annuitization of a member's defined contribution account or the defined contribution portion of a member's Combined Plan account to a lifetime benefit results in STRS bearing the risk of investment gain or loss on the account. STRS has therefore included all three plan options as one defined benefit plan for GASB 68 reporting purposes.

A DB or Combined Plan member with five or more years of credited service who is determined to be disabled may qualify for a disability benefit. Eligible survivors of members who die before service retirement may qualify for monthly benefits. New members on or after July 1, 2013, must have at least ten years of qualifying service credit that apply for disability benefits. Members in the DC Plan who become disabled are entitled only to their account balance. If a member of the DC Plan dies before retirement benefits begin, the member's designated beneficiary is entitled to receive the member's account balance.

Funding Policy – Employer and member contribution rates are established by the State Teachers Retirement Board and limited by Chapter 3307 of the Ohio Revised Code. The statutory maximum employee contribution rate was increased one percent July 1, 2014, and will be increased one percent each year until it reaches 14 percent on July 1, 2016. For the fiscal year ended June 30, 2016, plan members were required to contribute 13 percent of their annual covered salary. The District was required to contribute 14 percent; the entire 14 percent was the portion used to fund pension obligations. The fiscal year 2016 contribution rates were equal to the statutory maximum rates.

The District's contractually required contribution to STRS was \$700,285 for fiscal year 2016. Of this amount, \$119,388 is reported as pension and postemployment benefits payable.

***Pension Liabilities, Pension Expense, and Deferred Outflows of Resources and Deferred Inflows of Resources Related to Pensions***

The net pension liability was measured as of June 30, 2015, and the total pension liability used to calculate the net pension liability was determined by an actuarial valuation as of that date. The District's proportion of the net pension liability was based on the District's share of contributions to the pension plan relative to the contributions of all participating entities. Following is information related to the proportionate share and pension expense:

	SERS	STRS	Total
Proportionate share of the net pension liability	\$ 3,091,329	\$ 12,542,158	\$ 15,633,487
Proportion of the net pension liability	0.05417590%	0.04538164%	
Pension expense	\$ 221,814	\$ 590,696	\$ 812,510

**RIDGEWOOD LOCAL SCHOOL DISTRICT  
COSHOCOTON COUNTY, OHIO**

NOTES TO THE BASIC FINANCIAL STATEMENTS  
FOR THE FISCAL YEAR ENDED JUNE 30, 2016

**NOTE 13 - DEFINED BENEFIT PENSION PLANS - (Continued)**

At June 30, 2016, the District reported deferred outflows of resources and deferred inflows of resources related to pensions from the following sources:

	<u>SERS</u>	<u>STRS</u>	<u>Total</u>
<b>Deferred outflows of resources</b>			
Differences between expected and actual experience	\$ 49,234	\$ 569,835	\$ 619,069
Changes in proportionate share	71,337	259,145	330,482
District contributions subsequent to the measurement date	<u>265,198</u>	<u>700,285</u>	<u>965,483</u>
Total deferred outflows of resources	<u>\$ 385,769</u>	<u>\$ 1,529,265</u>	<u>\$ 1,915,034</u>
<b>Deferred inflows of resources</b>			
Net difference between projected and actual earnings on pension plan investments	<u>\$ 90,967</u>	<u>\$ 864,973</u>	<u>\$ 955,940</u>
Total deferred inflows of resources	<u>\$ 90,967</u>	<u>\$ 864,973</u>	<u>\$ 955,940</u>

\$965,483 reported as deferred outflows of resources related to pension resulting from District contributions subsequent to the measurement date will be recognized as a reduction of the net pension liability in the year ending June 30, 2017. Other amounts reported as deferred outflows of resources and deferred inflows of resources related to pension will be recognized in pension expense as follows:

	<u>SERS</u>	<u>STRS</u>	<u>Total</u>
Fiscal Year Ending June 30:			
2017	\$ (10,845)	\$ (127,064)	\$ (137,909)
2018	(10,845)	(127,064)	(137,909)
2019	(10,844)	(127,064)	(137,908)
2020	<u>62,138</u>	<u>345,199</u>	<u>407,337</u>
Total	<u>\$ 29,604</u>	<u>\$ (35,993)</u>	<u>\$ (6,389)</u>

**Actuarial Assumptions - SERS**

SERS' total pension liability was determined by their actuaries in accordance with GASB Statement No. 67, as part of their annual actuarial valuation for each defined benefit retirement plan. Actuarial valuations of an ongoing plan involve estimates of the value of reported amounts (e.g., salaries, credited service) and assumptions about the probability of occurrence of events far into the future (e.g., mortality, disabilities, retirements, employment termination). Actuarially determined amounts are subject to continual review and potential modifications, as actual results are compared with past expectations and new estimates are made about the future.

**RIDGEWOOD LOCAL SCHOOL DISTRICT  
COSHOCOTON COUNTY, OHIO**

NOTES TO THE BASIC FINANCIAL STATEMENTS  
FOR THE FISCAL YEAR ENDED JUNE 30, 2016

**NOTE 13 - DEFINED BENEFIT PENSION PLANS - (Continued)**

Projections of benefits for financial reporting purposes are based on the substantive plan (the plan as understood by the employers and plan members) and include the types of benefits provided at the time of each valuation and the historical pattern of sharing benefit costs between the employers and plan members to that point. The projection of benefits for financial reporting purposes does not explicitly incorporate the potential effects of legal or contractual funding limitations.

Actuarial calculations reflect a long-term perspective. For a newly hired employee, actuarial calculations will take into account the employee's entire career with the employer and also take into consideration the benefits, if any, paid to the employee after termination of employment until the death of the employee and any applicable contingent annuitant. In many cases actuarial calculations reflect several decades of service with the employer and the payment of benefits after termination.

Key methods and assumptions used in calculating the total pension liability in the latest actuarial valuation, prepared as of June 30, 2015, are presented below:

Wage Inflation	3.25 percent
Future Salary Increases, including inflation	4.00 percent to 22.00 percent
COLA or Ad Hoc COLA	3 percent
Investment Rate of Return	7.75 percent net of investments expense, including inflation
Actuarial Cost Method	Entry Age Normal

For post-retirement mortality, the table used in evaluating allowances to be paid is the 1994 Group Annuity Mortality Table set back one year for both men and women. Special mortality tables are used for the period after disability retirement.

The most recent experience study was completed June 30, 2010.

The long-term return expectation for the Pension Plan Investments has been determined using a building-block approach and assumes a time horizon, as defined in SERS' *Statement of Investment Policy*. A forecasted rate of inflation serves as the baseline for the return expectation. Various real return premiums over the baseline inflation rate have been established for each asset class. The long-term expected nominal rate of return has been determined by calculating a weighted averaged of the expected real return premiums for each asset class, adding the projected inflation rate, and adding the expected return from rebalancing uncorrelated asset classes. The target allocation and best estimates of arithmetic real rates of return for each major assets class are summarized in the following table:

**RIDGEWOOD LOCAL SCHOOL DISTRICT  
COSHOCOTON COUNTY, OHIO**

NOTES TO THE BASIC FINANCIAL STATEMENTS  
FOR THE FISCAL YEAR ENDED JUNE 30, 2016

**NOTE 13 - DEFINED BENEFIT PENSION PLANS - (Continued)**

<u>Asset Class</u>	<u>Target Allocation</u>	<u>Long-Term Expected Real Rate of Return</u>
Cash	1.00 %	0.00 %
US Stocks	22.50	5.00
Non-US Stocks	22.50	5.50
Fixed Income	19.00	1.50
Private Equity	10.00	10.00
Real Assets	10.00	5.00
Multi-Asset Strategies	<u>15.00</u>	7.50
 Total	 <u><u>100.00 %</u></u>	

**Discount Rate** - The total pension liability was calculated using the discount rate of 7.75 percent. The projection of cash flows used to determine the discount rate assumed the contributions from employers and from the members would be computed based on contribution requirements as stipulated by State statute. Projected inflows from investment earning were calculated using the long-term assumed investment rate of return (7.75 percent). Based on those assumptions, the plan's fiduciary net position was projected to be available to make all future benefit payments of current plan members. Therefore, the long-term expected rate of return on pension plan investments was applied to all periods of projected benefits to determine the total pension liability.

**Sensitivity of the District's Proportionate Share of the Net Pension Liability to Changes in the Discount Rate** - Net pension liability is sensitive to changes in the discount rate, and to illustrate the potential impact the following table presents the net pension liability calculated using the discount rate of 7.75 percent, as well as what each plan's net pension liability would be if it were calculated using a discount rate that is one percentage point lower (6.75 percent), or one percentage point higher (8.75 percent) than the current rate.

	<u>1% Decrease (6.75%)</u>	<u>Current Discount Rate (7.75%)</u>	<u>1% Increase (8.75%)</u>
District's proportionate share of the net pension liability	\$ 4,286,563	\$ 3,091,329	\$ 2,084,844

**Actuarial Assumptions - STRS**

The total pension liability in the June 30, 2015, actuarial valuation was determined using the following actuarial assumptions, applied to all periods included in the measurement:

Inflation	2.75 percent
Projected salary increases	2.75 percent at age 70 to 12.25 percent at age 20
Investment Rate of Return	7.75 percent, net of investment expenses
Cost-of-Living Adjustments (COLA)	2 percent simple applied as follows: for members retiring before August 1, 2013, 2 percent per year; for members retiring August 1, 2013, or later, 2 percent COLA paid on fifth anniversary of retirement date.

**RIDGEWOOD LOCAL SCHOOL DISTRICT  
COSHOCOTON COUNTY, OHIO**

NOTES TO THE BASIC FINANCIAL STATEMENTS  
FOR THE FISCAL YEAR ENDED JUNE 30, 2016

**NOTE 13 - DEFINED BENEFIT PENSION PLANS - (Continued)**

Mortality rates were based on the RP-2000 Combined Mortality Table (Projection 2022—Scale AA) for Males and Females. Males' ages are set-back two years through age 89 and no set-back for age 90 and above. Females younger than age 80 are set back four years, one year set back from age 80 through 89 and not set back from age 90 and above.

Actuarial assumptions used in the June 30, 2015, valuation are based on the results of an actuarial experience study, effective July 1, 2012.

The 10 year expected real rate of return on pension plan investments was determined by STRS' investment consultant by developing best estimates of expected future real rates of return for each major asset class. The target allocation and best estimates of geometric real rates of return for each major asset class are summarized as follows:

<u>Asset Class</u>	<u>Target Allocation</u>	<u>Long-Term Expected Real Rate of Return</u>
Domestic Equity	31.00 %	8.00 %
International Equity	26.00	7.85
Alternatives	14.00	8.00
Fixed Income	18.00	3.75
Real Estate	10.00	6.75
Liquidity Reserves	<u>1.00</u>	3.00
 Total	 <u>100.00 %</u>	

**Discount Rate** - The discount rate used to measure the total pension liability was 7.75 percent as of June 30, 2015. The projection of cash flows used to determine the discount rate assumes member and employer contributions will be made at the statutory contribution rates in accordance with rate increases described above. For this purpose, only employer contributions that are intended to fund benefits of current plan members and their beneficiaries are included. Projected employer contributions that are intended to fund the service costs of future plan members and their beneficiaries, as well as projected contributions from future plan members, are not included. Based on those assumptions, STRS' fiduciary net position was projected to be available to make all projected future benefit payments to current plan members as of June 30, 2015. Therefore, the long-term expected rate of return on pension plan investments of 7.75 percent was applied to all periods of projected benefit payment to determine the total pension liability as of June 30, 2015.

**Sensitivity of the District's Proportionate Share of the Net Pension Liability to Changes in the Discount Rate** - The following table presents the District's proportionate share of the net pension liability calculated using the current period discount rate assumption of 7.75 percent, as well as what the District's proportionate share of the net pension liability would be if it were calculated using a discount rate that is one-percentage-point lower (6.75 percent) or one-percentage-point higher (8.75 percent) than the current rate:

	<u>1% Decrease (6.75%)</u>	<u>Current Discount Rate (7.75%)</u>	<u>1% Increase (8.75%)</u>
District's proportionate share of the net pension liability	\$ 17,422,003	\$ 12,542,158	\$ 8,415,521

**RIDGEWOOD LOCAL SCHOOL DISTRICT  
COSHOCOTON COUNTY, OHIO**

NOTES TO THE BASIC FINANCIAL STATEMENTS  
FOR THE FISCAL YEAR ENDED JUNE 30, 2016

**NOTE 14 - POSTEMPLOYMENT BENEFITS**

**A. School Employees Retirement System**

Health Care Plan Description - The District contributes to the SERS Health Care Fund, administered by SERS for non-certificated retirees and their beneficiaries. For GASB 45 purposes, this plan is considered a cost-sharing, multiple-employer, defined benefit other postemployment benefit (OPEB) plan. The Health Care Plan includes hospitalization and physicians' fees through several types of plans including HMO's, PPO's, Medicare Advantage, and traditional indemnity plans as well as a prescription drug program. The financial report of the Plan is included in the SERS Comprehensive Annual Financial Report which can be obtained on SERS' website at [www.ohsers.org](http://www.ohsers.org) under Employers/Audit Resources.

Access to health care for retirees and beneficiaries is permitted in accordance with Section 3309 of the Ohio Revised Code. The Health Care Fund was established and is administered in accordance with Internal Revenue Code Section 105(e). SERS' Retirement Board reserves the right to change or discontinue any health plan or program. Health care is financed through a combination of employer contributions and retiree premiums, copays and deductibles on covered health care expenses, investment returns, and any funds received as a result of SERS' participation in Medicare programs. Active employee members do not contribute to the Health Care Plan. Retirees and their beneficiaries are required to pay a health care premium that varies depending on the plan selected, number of qualified years of service, Medicare eligibility and retirement status.

Funding Policy - State statute permits SERS to fund the health care benefits through employer contributions. Each year, after the allocation for statutorily required basic benefits, the Retirement Board allocates the remainder of the employer contribution of 14 percent of covered payroll to the Health Care Fund. For fiscal year 2016, none of the employer contribution was allocated to health care. In addition, employers pay a surcharge for employees earning less than an actuarially determined minimum compensation amount, pro-rated according to service credit earned. For fiscal year 2016, this amount was \$23,000. Statutes provide that no employer shall pay a health care surcharge greater than 2 percent of that employer's SERS-covered payroll; nor may SERS collect in aggregate more than 1.5 percent of the total statewide SERS-covered payroll for the health care surcharge. For fiscal year 2016, the District's surcharge obligation was \$28,941.

The District's contributions for health care for the fiscal years ended June 30, 2016, 2015, and 2014 were \$28,941, \$40,120, and \$28,442, respectively. The full amount has been contributed for fiscal years 2016, 2015 and 2014.

**B. State Teachers Retirement System**

Plan Description - The District participates in the cost-sharing multiple-employer defined benefit Health Plan administered by the State Teachers Retirement System of Ohio (STRS) for eligible retirees who participated in the defined benefit or combined pension plans offered by STRS. Ohio law authorizes STRS to offer this plan. Benefits include hospitalization, physicians' fees, prescription drugs and reimbursement of monthly Medicare Part B premiums. The Plan is included in the report of STRS which can be obtained by visiting [www.strsoh.org](http://www.strsoh.org) or by calling (888) 227-7877.



**RIDGEWOOD LOCAL SCHOOL DISTRICT  
COSHOCOTON COUNTY, OHIO**

NOTES TO THE BASIC FINANCIAL STATEMENTS  
FOR THE FISCAL YEAR ENDED JUNE 30, 2016

**NOTE 14 - POSTEMPLOYMENT BENEFITS (Continued)**

Funding Policy – Ohio Revised Code Chapter 3307 authorizes STRS to offer the Plan and gives the Retirement Board authority over how much, if any, of the health care costs will be absorbed by STRS. Active employee members do not contribute to the Health Care Plan. All benefit recipients, for the most recent year, pay a monthly premium. Under Ohio law, funding for post-employment health care may be deducted from employer contributions. For fiscal years 2016 and 2015, STRS did not allocate any employer contributions to post-employment health care. The District's contributions for health care for the fiscal years ended June 30, 2016, 2015, and 2014 were \$0, \$0, and \$46,066, respectively. The full amount has been contributed for fiscal year 2014.

**NOTE 15 - BUDGETARY BASIS OF ACCOUNTING**

While reporting financial position, results of operations, and changes in fund balance on the basis of accounting principles generally accepted in the United States of America (GAAP), the budgetary basis as provided by law is based upon accounting for certain transactions on a basis of cash receipts and disbursements.

The statement of revenue, expenditures and changes in fund balance - budget and actual (non-GAAP budgetary basis) presented for the general fund is presented on the budgetary basis to provide a meaningful comparison of actual results with the budget. The major differences between the budget basis and the GAAP basis are that:

- (a) Revenues and other financing sources are recorded when received in cash (budget basis) as opposed to when susceptible to accrual (GAAP basis);
- (b) Expenditures and other financing uses are recorded when paid in cash (budget basis) as opposed to when the liability is incurred (GAAP basis);
- (c) In order to determine compliance with Ohio law, and to reserve that portion of the applicable appropriation, total outstanding encumbrances (budget basis) are recorded as the equivalent of an expenditure, as opposed to assigned or committed fund balance for that portion of outstanding encumbrances not already recognized as an account payable (GAAP basis);
- (d) Investments are reported at cost (budget basis) as opposed to fair value (GAAP basis); and,
- (e) Some funds are included in the general fund (GAAP basis), but have separate legally adopted budgets (budget basis).

**RIDGEWOOD LOCAL SCHOOL DISTRICT  
COSHOCOTON COUNTY, OHIO**

NOTES TO THE BASIC FINANCIAL STATEMENTS  
FOR THE FISCAL YEAR ENDED JUNE 30, 2016

**NOTE 15 - BUDGETARY BASIS OF ACCOUNTING - (Continued)**

The adjustments necessary to convert the results of operations for the fiscal year on the budget basis to the GAAP basis for the general fund and schoolwide building program fund are as follows:

**Net Change in Fund Balance**

	<u>General fund</u>	<u>Schoolwide Building Program fund</u>
Budget basis	\$ 289,956	\$ (8,465)
Net adjustment for revenue accruals	70,402	377,337
Net adjustment for expenditure accruals	121,055	(8,113)
Net adjustment for other sources/uses	9,187	(377,337)
Funds budgeted elsewhere	27,743	-
Adjustment for encumbrances	<u>167,014</u>	<u>1,305</u>
GAAP basis	<u>\$ 685,357</u>	<u>\$ (15,273)</u>

Certain funds that are legally budgeted in separate special revenue funds are considered part of the general fund on a GAAP basis. This includes the uniform school supplies fund and the public school support fund.

**NOTE 16 - CONTINGENCIES**

**A. Grants**

The District receives significant financial assistance from numerous federal, State and local agencies in the form of grants. The disbursement of funds received under these programs generally requires compliance with terms and conditions specified in the grant agreements and are subject to audit by the grantor agencies. Any disallowed claims resulting from such audits could become a liability of the District. However, in the opinion of management, any such disallowed claims will not have a material effect on the financial position of the District.

**B. Litigation**

The District is involved in no material litigation as either plaintiff or defendant.

**C. Foundation Funding**

District Foundation funding is based on the annualized full-time equivalent (FTE) enrollment of each student. Effective for the 2015-2016 school year, traditional Districts must comply with minimum hours of instruction, instead of a minimum number of school days each year. The funding formula the Ohio Department of Education (ODE) is legislatively required to follow will continue to adjust as enrollment information is updated by the District, which can extend past the fiscal year-end. As of the date of this report, ODE has not finalized the impact of enrollment adjustments to the June 30, 2016 Foundation funding for the District; therefore, the financial statement impact is not determinable at this time. ODE and management believe this will result in either a receivable to or liability of the District.

**RIDGEWOOD LOCAL SCHOOL DISTRICT  
COSHOCTON COUNTY, OHIO**

NOTES TO THE BASIC FINANCIAL STATEMENTS  
FOR THE FISCAL YEAR ENDED JUNE 30, 2016

**NOTE 17 - SET-ASIDES**

The District is required by State law to annually set-aside certain general fund revenue amounts, as defined by statutory formula, for the acquisition and construction of capital improvements. Amounts not spent by the end of the fiscal year or offset by similarly restricted resources received during the fiscal year must be held in cash at fiscal year-end. This amount must be carried forward to be used for the same purpose in future years. Expenditures exceeding the set-aside requirement may not be carried forward to the next fiscal year.

The following cash-basis information describes the change in the fiscal year-end set-aside amount for capital improvements. Disclosure of this information is required by State statute.

	<u>Capital Improvements</u>
Set-aside balance June 30, 2015	\$ -
Current year set-aside requirement	229,066
Current year qualifying expenditures	(711,445)
Current year offsets	<u>-</u>
Total	<u>\$ (482,379)</u>
Balance carried forward to fiscal year 2017	<u>\$ -</u>
Set-aside balance June 30, 2016	<u>\$ -</u>

**NOTE 18 - OTHER COMMITMENTS**

The District utilizes encumbrance accounting as part of its budgetary controls. Encumbrances outstanding at year end may be reported as part of restricted, committed, or assigned classifications of fund balance. At year end, the District's commitments for encumbrances in the governmental funds were as follows:

<u>Fund</u>	<u>Year-End Encumbrances</u>
General	\$ 150,899
Schoolwide building program	1,305
Nonmajor governmental	<u>35,695</u>
Total	<u>\$ 187,899</u>

**NOTE 19 – SUBSEQUENT EVENTS**

The District refunded their General Obligation Bond in the amount of \$1,250,000 in fiscal year 2017.

THIS PAGE IS INTENTIONALLY LEFT BLANK

REQUIRED SUPPLEMENTARY INFORMATION

**RIDGEWOOD LOCAL SCHOOL DISTRICT  
COSHOCKTON COUNTY, OHIO**

SCHEDULES OF REQUIRED SUPPLEMENTARY INFORMATION

SCHEDULE OF THE DISTRICT'S PROPORTIONATE SHARE OF  
THE NET PENSION LIABILITY  
SCHOOL EMPLOYEES RETIREMENT SYSTEM (SERS) OF OHIO

LAST THREE FISCAL YEARS

	<u>2015</u>	<u>2014</u>	<u>2013</u>
District's proportion of the net pension liability	0.05417590%	0.05231600%	0.05231600%
District's proportionate share of the net pension liability	\$ 3,091,329	\$ 2,647,683	\$ 3,111,065
District's covered-employee payroll	\$ 1,630,979	\$ 1,520,195	\$ 1,513,909
District's proportionate share of the net pension liability as a percentage of its covered-employee payroll	189.54%	174.17%	205.50%
Plan fiduciary net position as a percentage of the total pension liability	69.16%	71.70%	65.52%

Note: Information prior to fiscal year 2013 was unavailable.

Amounts presented as of the School District's measurement date which is the prior fiscal year end.

**RIDGEWOOD LOCAL SCHOOL DISTRICT  
COSHOCOTON COUNTY, OHIO**

SCHEDULES OF REQUIRED SUPPLEMENTARY INFORMATION

SCHEDULE OF THE DISTRICT'S PROPORTIONATE SHARE OF  
THE NET PENSION LIABILITY  
STATE TEACHERS RETIREMENT SYSTEM (STRS) OF OHIO

LAST THREE FISCAL YEARS

	<u>2015</u>	<u>2014</u>	<u>2013</u>
District's proportion of the net pension liability	0.04538164%	0.04428400%	0.04428400%
District's proportionate share of the net pension liability	\$ 12,542,158	\$ 10,771,401	\$ 12,830,823
District's covered-employee payroll	\$ 4,807,129	\$ 4,524,600	\$ 4,418,908
District's proportionate share of the net pension liability as a percentage of its covered-employee payroll	260.91%	238.06%	290.36%
Plan fiduciary net position as a percentage of the total pension liability	72.10%	74.70%	69.30%

Note: Information prior to fiscal year 2013 was unavailable.

Amounts presented as of the School District's measurement date which is the prior fiscal year end.

**RIDGEWOOD LOCAL SCHOOL DISTRICT  
COSHOCTON COUNTY, OHIO**

SCHEDULES OF REQUIRED SUPPLEMENTARY INFORMATION

SCHEDULE OF DISTRICT CONTRIBUTIONS  
SCHOOL EMPLOYEES RETIREMENT SYSTEM (SERS) OF OHIO

LAST TEN FISCAL YEARS

	<u>2016</u>	<u>2015</u>	<u>2014</u>	<u>2013</u>
Contractually required contribution	\$ 265,198	\$ 214,963	\$ 210,699	\$ 209,525
Contributions in relation to the contractually required contribution	<u>(265,198)</u>	<u>(214,963)</u>	<u>(210,699)</u>	<u>(209,525)</u>
Contribution deficiency (excess)	<u>\$ -</u>	<u>\$ -</u>	<u>\$ -</u>	<u>\$ -</u>
District's covered-employee payroll	\$ 1,894,271	\$ 1,630,979	\$ 1,520,195	\$ 1,513,909
Contributions as a percentage of covered-employee payroll	14.00%	13.18%	13.86%	13.84%



<u>2012</u>	<u>2011</u>	<u>2010</u>	<u>2009</u>	<u>2008</u>	<u>2007</u>
\$ 206,526	\$ 194,785	\$ 207,849	\$ 144,652	\$ 148,705	\$ 154,695
<u>(206,526)</u>	<u>(194,785)</u>	<u>(207,849)</u>	<u>(144,652)</u>	<u>(148,705)</u>	<u>(154,695)</u>
<u>\$ -</u>	<u>\$ -</u>	<u>\$ -</u>	<u>\$ -</u>	<u>\$ -</u>	<u>\$ -</u>
\$ 1,535,509	\$ 1,549,602	\$ 1,535,074	\$ 1,470,041	\$ 1,514,308	\$ 1,448,455
13.45%	12.57%	13.54%	9.84%	9.82%	10.68%

**RIDGEWOOD LOCAL SCHOOL DISTRICT  
COSHOCOTON COUNTY, OHIO**

SCHEDULES OF REQUIRED SUPPLEMENTARY INFORMATION

SCHEDULE OF DISTRICT CONTRIBUTIONS  
STATE TEACHERS RETIREMENT SYSTEM (STRS) OF OHIO

	LAST TEN FISCAL YEARS			
	<u>2016</u>	<u>2015</u>	<u>2014</u>	<u>2013</u>
Contractually required contribution	\$ 700,285	\$ 672,998	\$ 588,198	\$ 574,458
Contributions in relation to the contractually required contribution	<u>(700,285)</u>	<u>(672,998)</u>	<u>(588,198)</u>	<u>(574,458)</u>
Contribution deficiency (excess)	<u>\$ -</u>	<u>\$ -</u>	<u>\$ -</u>	<u>\$ -</u>
District's covered-employee payroll	\$ 5,002,036	\$ 4,807,129	\$ 4,524,600	\$ 4,418,908
Contributions as a percentage of covered-employee payroll	14.00%	14.00%	13.00%	13.00%

<u>2012</u>	<u>2011</u>	<u>2010</u>	<u>2009</u>	<u>2008</u>	<u>2007</u>
\$ 593,023	\$ 675,438	\$ 651,152	\$ 640,806	\$ 619,098	\$ 567,899
<u>(593,023)</u>	<u>(675,438)</u>	<u>(651,152)</u>	<u>(640,806)</u>	<u>(619,098)</u>	<u>(567,899)</u>
<u>\$ -</u>	<u>\$ -</u>	<u>\$ -</u>	<u>\$ -</u>	<u>\$ -</u>	<u>\$ -</u>
\$ 4,561,715	\$ 5,195,677	\$ 5,008,862	\$ 4,929,277	\$ 4,762,292	\$ 4,368,454
13.00%	13.00%	13.00%	13.00%	13.00%	13.00%

**RIDGEWOOD LOCAL SCHOOL DISTRICT  
COSHOCTON COUNTY, OHIO**

NOTES TO REQUIRED SUPPLEMENTARY INFORMATION  
FOR THE FISCAL YEAR ENDED JUNE 30, 2016

*SCHOOL EMPLOYEES RETIREMENT SYSTEM (SERS) OF OHIO*

*Changes in benefit terms* : There were no changes in benefit terms from the amounts reported for fiscal years 2014-2016.

*Changes in assumptions* : There were no changes in methods and assumptions used in the calculation of actuarial determined contributions for fiscal years 2014-2016. See the notes to the basic financials for the methods and assumptions in this calculation.

*STATE TEACHERS RETIREMENT SYSTEM (STRS) OF OHIO*

*Changes in benefit terms* : There were no changes in benefit terms from the amounts reported for fiscal years 2014-2016.

*Changes in assumptions* : There were no changes in methods and assumptions used in the calculation of actuarial determined contributions for fiscal years 2014-2016. See the notes to the basic financials for the methods and assumptions in this calculation.

**RIDGEWOOD LOCAL SCHOOL DISTRICT  
COSHOCOTON COUNTY**

**SCHEDULE OF EXPENDITURES OF FEDERAL AWARDS  
FOR THE YEAR ENDED JUNE 30, 2016**

<b>FEDERAL GRANTOR Pass-Through Grantor Program/Cluster Title</b>	<b>Federal CFDA Number</b>	<b>Pass-Through Entity Identifying Number</b>	<b>Total Federal Expenditures</b>
<b>U.S. DEPARTMENT OF AGRICULTURE</b>			
<b>Passed Through Ohio Department of Education</b>			
Child Nutrition Cluster:			
Non-Cash Assistance (Food Distribution):			
National School Lunch Program	10.555	N/A	\$32,887
Cash Assistance:			
School Breakfast Program	10.553	N/A	102,538
National School Lunch Program	10.555	N/A	310,355
Cash Assistance Subtotal			<u>412,893</u>
Total Child Nutrition Cluster			<u>445,780</u>
Total U.S. Department of Agriculture			445,780
<b>U.S. DEPARTMENT OF EDUCATION</b>			
<b>Passed Through Ohio Department of Education</b>			
Title I Grants to Local Educational Agencies	84.010	C1-S1 2015 S010A150035	89,778 <u>240,846</u>
Total Title I Grants to Local Educational Agencies			330,624
Special Education Cluster (IDEA):			
Special Education - Grants to States	84.027	6B-SF 2015 H027A150111	33,203 <u>295,476</u>
Total Special Education - Grants to States			328,679
Special Education - Preschool Grants	84.173	N/A	<u>9,102</u>
Total Special Education Cluster (IDEA)			337,781
Improving Teacher Quality State Grants	84.367	TR-S1-2015 S367A150034	18,378 <u>60,074</u>
Total Improving Teacher Quality State Grants			<u>78,452</u>
Total U.S. Department of Education			<u>746,857</u>
<b>Total Expenditures of Federal Awards</b>			<b><u><u>\$1,192,637</u></u></b>

*The accompanying notes are an integral part of this schedule.*

**RIDGEWOOD LOCAL SCHOOL DISTRICT  
COSHOCKTON COUNTY**

**NOTES TO THE SCHEDULE OF EXPENDITURES OF FEDERAL AWARDS  
2 CFR PART 200.510(b)(6)  
FOR THE YEAR ENDED JUNE 30, 2016**

**NOTE A – BASIS OF PRESENTATION**

The accompanying Schedule of Expenditures of Federal Awards (the Schedule) includes the federal award activity of the District under programs of the federal government for the year ended June 30, 2016. The information on this Schedule is prepared in accordance with the requirements of Title 2 U.S. Code of Federal Regulations Part 200, *Uniform Administrative Requirements, Cost Principles, and Audit Requirements for Federal Awards* (Uniform Guidance). Because the Schedule presents only a selected portion of the operations of the District, it is not intended to and does not present the financial position, changes in net position, or cash flows of the District.

**NOTE B – SUMMARY OF SIGNIFICANT ACCOUNTING POLICIES**

Expenditures reported on the Schedule are reported on the cash basis of accounting. Such expenditures are recognized following, as applicable, either the cost principles contained in OMB Circular A-87 *Cost Principles for State, Local, and Indian Tribal Governments* (codified in 2 CFR Part 225), or the cost principles contained in Title 2 U.S. Code of Federal Regulations Part 200, *Uniform Administrative Requirements, Cost Principles, and Audit Requirements for Federal Awards*, wherein certain types of expenditures may or may not be allowable or may be limited as to reimbursement. The District has elected not to use the 10-percent de minimis indirect cost rate as allowed under the Uniform Guidance.

**NOTE C – CHILD NUTRITION CLUSTER**

The District commingles cash receipts from the U.S. Department of Agriculture with similar State grants. When reporting expenditures on this Schedule, the District assumes it expends federal monies first.

**NOTE D – FOOD DONATION PROGRAM**

The District reports commodities consumed on the Schedule at the entitlement value. The District allocated donated food commodities to the respective program that benefitted from the use of those donated food commodities.

**NOTE E – TRANSFERS BETWEEN PROGRAM YEARS**

Federal regulations require schools to obligate certain federal awards by June 30. However, with ODE's consent, schools can transfer unobligated amounts to the subsequent fiscal year's program. The District transferred the following amounts from 2016 to 2017 programs:

<u>Program Title</u>	<u>CFDA Number</u>	<u>Amt. Transferred</u>
Title I Grants to Local Educational Agencies	84.010	\$41,391
Special Education - Grants to States	84.027	11,629
Special Education - Preschool Grants	84.173	<u>2,103</u>
Total Special Education Cluster		13,732
Improving Teacher Quality State Grants	84.367	11

**RIDGEWOOD LOCAL SCHOOL DISTRICT  
COSHOCTON COUNTY**

**NOTES TO THE SCHEDULE OF EXPENDITURES OF FEDERAL AWARDS  
2 CFR PART 200.510(b)(6)  
FOR THE YEAR ENDED JUNE 30, 2016  
(Continued)**

**NOTE F – SCHOOLWIDE BUILDING PROGRAM FUND**

Federal regulations set by the Elementary and Secondary Education Act (ESEA) / Every Student Succeeds Act (ESSA) allows eligible schools to combine Federal, State and Local funds to upgrade the entire educational program of the school and to raise academic achievement for all students. Except for some of the specific requirements under the applicable Federal program, Federal funds that a school consolidates in the schoolwide program are not subject to most of the statutory or regulatory requirements of the programs providing the funds of the schoolwide program meets the intent and the purpose of those programs.

For 2016, the District consolidated Title I, Part A and Improving Teacher Quality Federal grants with General Fund local funding into a schoolwide program. The following Title I, Part A and Improving Teacher Quality receipts were transferred into the schoolwide program in 2016:

<u>Program Title</u>	<u>CFDA Number</u>	<u>Amount Transferred</u>
Title I Grants to Local Educational Agencies	84.010	\$ 298,886
Improving Teacher Quality State Grant	84.367	\$ 78,452

Title I, Part A funds received by the District and not transferred remained in the Title I fund as required by the set-a-side provision set forth by the Ohio Department of Education.

**This page intentionally left blank.**





# Dave Yost • Auditor of State

## INDEPENDENT AUDITOR'S REPORT ON INTERNAL CONTROL OVER FINANCIAL REPORTING AND ON COMPLIANCE AND OTHER MATTERS REQUIRED BY *GOVERNMENT AUDITING STANDARDS*

Ridgewood Local School District  
Coshocton County  
301 S. Oak Street  
West Lafayette, Ohio 43845

To the Board of Education:

We have audited, in accordance with auditing standards generally accepted in the United States and the Comptroller General of the United States' *Government Auditing Standards*, the financial statements of the governmental activities, each major fund, and the aggregate remaining fund information of the Ridgewood Local School District, Coshocton County, Ohio (the District), as of and for the year ended June 30, 2016, and the related notes to the financial statements, which collectively comprise the District's basic financial statements and have issued our report thereon dated December 22, 2016.

### ***Internal Control Over Financial Reporting***

As part of our financial statement audit, we considered the District's internal control over financial reporting (internal control) to determine the audit procedures appropriate in the circumstances to the extent necessary to support our opinions on the financial statements, but not to the extent necessary to opine on the effectiveness of the District's internal control. Accordingly, we have not opined on it.

A *deficiency in internal control* exists when the design or operation of a control does not allow management or employees, when performing their assigned functions, to prevent, or detect and timely correct misstatements. A *material weakness* is a deficiency, or combination of internal control deficiencies resulting in a reasonable possibility that internal control will not prevent or detect and timely correct a material misstatement of the District's financial statements. A *significant deficiency* is a deficiency, or a combination of deficiencies, in internal control that is less severe than a material weakness, yet important enough to merit attention by those charged with governance.

Our consideration of internal control was for the limited purpose described in the first paragraph of this section and was not designed to identify all internal control deficiencies that might be material weaknesses or significant deficiencies. Given these limitations, we did not identify any deficiencies in internal control that we consider material weaknesses. However, unidentified material weaknesses may exist.

### ***Compliance and Other Matters***

As part of reasonably assuring whether the District's financial statements are free of material misstatement, we tested its compliance with certain provisions of laws, regulations, contracts, and grant agreements, noncompliance with which could directly and materially affect the determination of financial statement amounts. However, opining on compliance with those provisions was not an objective of our audit and, accordingly, we do not express an opinion. The results of our tests disclosed no instances of noncompliance or other matters we must report under *Government Auditing Standards*.

***Purpose of this Report***

This report only describes the scope of our internal control and compliance testing and our testing results, and does not opine on the effectiveness of the District's internal control or on compliance. This report is an integral part of an audit performed under *Government Auditing Standards* in considering the District's internal control and compliance. Accordingly, this communication is not suitable for any other purpose.

A handwritten signature in black ink that reads "Dave Yost". The signature is written in a cursive style with a large, looping "D" and "Y".

**Dave Yost**  
Auditor of State  
Columbus, Ohio

December 22, 2016



# Dave Yost • Auditor of State

## INDEPENDENT AUDITOR'S REPORT ON COMPLIANCE WITH REQUIREMENTS APPLICABLE TO THE MAJOR FEDERAL PROGRAM AND ON INTERNAL CONTROL OVER COMPLIANCE REQUIRED BY THE UNIFORM GUIDANCE

Ridgewood Local School District  
Coshocton County  
301 S. Oak Street  
West Lafayette, Ohio 43845

To the Board of Education:

### ***Report on Compliance for the Major Federal Program***

We have audited the Ridgewood Local School District's, Coshocton County, Ohio (the District), compliance with the applicable requirements described in the U.S. Office of Management and Budget (OMB), *Compliance Supplement* that could directly and materially affect the Ridgewood Local School District's major federal program for the year ended June 30, 2016. The *Summary of Auditor's Results* in the accompanying Schedule of Findings identifies the District's major federal program.

### ***Management's Responsibility***

The District's management is responsible for complying with federal statutes, regulations, and the terms and conditions of its federal awards applicable to its federal program.

### ***Auditor's Responsibility***

Our responsibility is to opine on the District's compliance for the District's major federal program based on our audit of the applicable compliance requirements referred to above. Our compliance audit followed auditing standards generally accepted in the United States of America; the standards for financial audits included in the Comptroller General of the United States' *Government Auditing Standards*; and the audit requirements of Title 2 U.S. *Code of Federal Regulations* Part 200, *Uniform Administrative Requirements, Cost Principles, and Audit Requirements for Federal Awards* (Uniform Guidance). These standards and the Uniform Guidance require us to plan and perform the audit to reasonably assure whether noncompliance with the applicable compliance requirements referred to above that could directly and materially affect a major federal program occurred. An audit includes examining, on a test basis, evidence about the District's compliance with those requirements and performing such other procedures as we considered necessary in the circumstances.

We believe our audit provides a reasonable basis for our compliance opinion on the District's major program. However, our audit does not provide a legal determination of the District's compliance.

### ***Opinion on the Major Federal Program***

In our opinion, the District complied, in all material respects with the compliance requirements referred to above that could directly and materially affect its major federal program for the year ended June 30, 2016.

**Report on Internal Control Over Compliance**

The District's management is responsible for establishing and maintaining effective internal control over compliance with the applicable compliance requirements referred to above. In planning and performing our compliance audit, we considered the District's internal control over compliance with the applicable requirements that could directly and materially affect a major federal program, to determine our auditing procedures appropriate for opining on the major federal program's compliance and to test and report on internal control over compliance in accordance with the Uniform Guidance, but not to the extent needed to opine on the effectiveness of internal control over compliance. Accordingly, we have not opined on the effectiveness of the District's internal control over compliance.

*A deficiency in internal control over compliance* exists when the design or operation of a control over compliance does not allow management or employees, when performing their assigned functions, to prevent, or to timely detect and correct, noncompliance with a federal program's applicable compliance requirement. *A material weakness in internal control over compliance* is a deficiency, or combination of deficiencies, in internal control over compliance, such that there is a reasonable possibility that material noncompliance with a federal program compliance requirement will not be prevented, or timely detected and corrected. *A significant deficiency in internal control over compliance* is a deficiency, or a combination of deficiencies, in internal control over compliance with federal program's applicable compliance requirement that is less severe than a material weakness in internal control over compliance, yet important enough to merit attention by those charged with governance.

Our consideration of internal control over compliance was for the limited purpose described in the first paragraph of this section and would not necessarily identify all deficiencies in internal control over compliance that might be material weaknesses or significant deficiencies. We did not identify any deficiencies in internal control over compliance that we consider to be material weaknesses. However, material weaknesses may exist that have not been identified.

This report only describes the scope of our internal control over compliance tests and the results of this testing based on Uniform Guidance requirements. Accordingly, this report is not suitable for any other purpose.



**Dave Yost**  
Auditor of State  
Columbus, Ohio

December 22, 2016

**RIDGEWOOD LOCAL SCHOOL DISTRICT  
COSHOCKTON COUNTY**

**SCHEDULE OF FINDINGS  
2 CFR PART 200.515  
JUNE 30, 2016**

**1. SUMMARY OF AUDITOR'S RESULTS**

<i>(d)(1)(i)</i>	<b>Type of Financial Statement Opinion</b>	Unmodified
<i>(d)(1)(ii)</i>	<b>Were there any material weaknesses in internal control reported at the financial statement level (GAGAS)?</b>	No
<i>(d)(1)(ii)</i>	<b>Were there any significant deficiencies in internal control reported at the financial statement level (GAGAS)?</b>	No
<i>(d)(1)(iii)</i>	<b>Was there any reported material noncompliance at the financial statement level (GAGAS)?</b>	No
<i>(d)(1)(iv)</i>	<b>Were there any material internal control weaknesses reported for major federal programs?</b>	No
<i>(d)(1)(iv)</i>	<b>Were there any significant deficiencies in internal control reported for major federal programs?</b>	No
<i>(d)(1)(v)</i>	<b>Type of Major Programs' Compliance Opinion</b>	Unmodified
<i>(d)(1)(vi)</i>	<b>Are there any reportable findings under 2 CFR Part 200.516(a)?</b>	No
<i>(d)(1)(vii)</i>	<b>Major Programs (list):</b> <ul style="list-style-type: none"> <li>• Title I Grants to Local Educational Agencies – CFDA #84.010</li> </ul>	
<i>(d)(1)(viii)</i>	<b>Dollar Threshold: Type A/B Programs</b>	Type A: > \$ 750,000 Type B: all others
<i>(d)(1)(ix)</i>	<b>Low Risk Auditee under 2 CFR Part 200.520?</b>	Yes

**2. FINDINGS RELATED TO THE FINANCIAL STATEMENTS  
REQUIRED TO BE REPORTED IN ACCORDANCE WITH GAGAS**

None

**3. FINDINGS FOR FEDERAL AWARDS**

None

**This page intentionally left blank.**



# Dave Yost • Auditor of State

**RIDGEWOOD LOCAL SCHOOL DISTRICT**

**COSHOCTON COUNTY**

**CLERK'S CERTIFICATION**

**This is a true and correct copy of the report which is required to be filed in the Office of the Auditor of State pursuant to Section 117.26, Revised Code, and which is filed in Columbus, Ohio.**

*Susan Babbitt*

**CLERK OF THE BUREAU**

**CERTIFIED  
DECEMBER 29, 2016**