



Dave Yost • Auditor of State

**WEST CARROLLTON CITY SCHOOL DISTRICT
MONTGOMERY COUNTY**

TABLE OF CONTENTS

TITLE	PAGE
Independent Auditor's Report	1
Management's Discussion and Analysis.....	5
Statement of Net Position – June 30, 2015	16
Statement of Activities – For the Fiscal Year Ended June 30, 2015	17
Balance Sheet – Governmental Funds – June 30, 2015	18
Reconciliation of Total Governmental Fund Balances to Net Position of Governmental Activities – June 30, 2015.....	19
Statement of Revenues, Expenditures and Changes in Fund Balances - Governmental Funds – For the Fiscal Year Ended June 30, 2015.....	20
Reconciliation of the Statement of Revenues, Expenditures and Changes in Fund Balances of Governmental Funds to the Statement of Activities – For the Fiscal Year Ended June 30, 2015.....	21
Statement of Revenues, Expenditures and Changes in Fund Balance – Budget and Actual (Non-GAAP Budgetary Basis) – General Fund – For the Fiscal Year Ended June 30, 2015	22
Statement of Net Position – Proprietary Fund – June 30, 2015	23
Statement of Revenues, Expenses and Changes in Net Position - Proprietary Fund – For the Fiscal Year Ended June 30, 2015	24
Statement of Cash Flows – Proprietary Fund – For the Fiscal Year Ended June 30, 2015.....	25
Statement of Fiduciary Net Position – Fiduciary Funds – June 30, 2015.....	26
Statement of Changes in Fiduciary Net Position - Fiduciary Funds For the Fiscal Year Ended June 30, 2015	27
Notes to the Basic Financial Statements	28
Required Supplementary Information	62
Federal Awards Receipts and Expenditures Schedule For the Fiscal Year Ended June 30, 2015	69
Notes to the Federal Awards Receipts and Expenditures Schedule - For the Fiscal Year Ended June 30, 2015	70
Independent Auditor's Report on Internal Control over Financial Reporting And on Compliance and Other Matters Required By <i>Government Auditing Standards</i>	71
Independent Auditor's Report on Compliance with Requirements Applicable to Each Major Federal Program and on Internal Control Over Compliance Required by OMB Circular A-133	73
Schedule of Findings.....	75

This page intentionally left blank.



Dave Yost • Auditor of State

INDEPENDENT AUDITOR'S REPORT

West Carrollton City School District
Montgomery County
430 East Pease Avenue
West Carrollton, Ohio 45449

To the Board of Education:

Report on the Financial Statements

We have audited the accompanying financial statements of the governmental activities, the major fund, and the aggregate remaining fund information of West Carrollton City School District, Montgomery County, Ohio (the District), as of and for the year ended June 30, 2015, and the related notes to the financial statements, which collectively comprise the District's basic financial statements as listed in the table of contents.

Management's Responsibility for the Financial Statements

Management is responsible for preparing and fairly presenting these financial statements in accordance with accounting principles generally accepted in the United States of America; this includes designing, implementing, and maintaining internal control relevant to preparing and fairly presenting financial statements that are free from material misstatement, whether due to fraud or error.

Auditor's Responsibility

Our responsibility is to opine on these financial statements based on our audit. We audited in accordance with auditing standards generally accepted in the United States of America and the financial audit standards in the Comptroller General of the United States' *Government Auditing Standards*. Those standards require us to plan and perform the audit to reasonably assure the financial statements are free from material misstatement.

An audit requires obtaining evidence about financial statement amounts and disclosures. The procedures selected depend on our judgment, including assessing the risks of material financial statement misstatement, whether due to fraud or error. In assessing those risks, we consider internal control relevant to the District's preparation and fair presentation of the financial statements in order to design audit procedures that are appropriate in the circumstances, but not to the extent needed to opine on the effectiveness of the District's internal control. Accordingly, we express no opinion. An audit also includes evaluating the appropriateness of management's accounting policies and the reasonableness of their significant accounting estimates, as well as our evaluation of the overall financial statement presentation.

We believe the audit evidence we obtained is sufficient and appropriate to support our audit opinions.

Opinion

In our opinion, the financial statements referred to above present fairly, in all material respects, the respective financial position of the governmental activities, the major fund, and the aggregate remaining fund information of West Carrollton City School District, Montgomery County, Ohio, as of June 30, 2015, and the respective changes in financial position thereof and the budgetary comparison for the General Fund thereof for the year then ended in accordance with the accounting principles generally accepted in the United States of America.

Emphasis of Matter

As discussed in Note 3 to the financial statements, during the year ended June 30, 2015, the District adopted Governmental Accounting Standards Board (GASB) Statement No. 68, *Accounting and Financial Reporting for Pensions – an amendment of GASB Statement No. 27* and Statement No. 71, *Pension Transition for Contributions Made Subsequent to the Measurement Date*. We did not modify our opinion regarding this matter.

Other Matters

Required Supplementary Information

Accounting principles generally accepted in the United States of America require this presentation to include *Management's discussion and analysis*, and schedules of net pension liabilities and pension contributions listed in the table of contents, to supplement the basic financial statements. Although this information is not part of the basic financial statements, the Governmental Accounting Standards Board considers it essential for placing the basic financial statements in an appropriate operational, economic, or historical context. We applied certain limited procedures to the required supplementary information in accordance with auditing standards generally accepted in the United States of America, consisting of inquiries of management about the methods of preparing the information and comparing the information for consistency with management's responses to our inquiries, to the basic financial statements, and other knowledge we obtained during our audit of the basic financial statements. We do not opine or provide any assurance on the information because the limited procedures do not provide us with sufficient evidence to opine or provide any other assurance.

Supplementary and Other Information

Our audit was conducted to opine on the District's basic financial statements taken as a whole.

The Federal Awards Receipts and Expenditures Schedule presents additional analysis as required by the U.S. Office of Management and Budget Circular A-133, Audits of States, Local Governments, and Non-Profit Organizations and is also not a required part of the financial statements.

The schedule is management's responsibility, and derives from and relates directly to the underlying accounting and other records used to prepare the basic financial statements. We subjected this schedule to the auditing procedures we applied to the basic financial statements. We also applied certain additional procedures, including comparing and reconciling the schedule directly to the underlying accounting and other records used to prepare the basic financial statements or to the basic financial statements themselves in accordance with auditing standards generally accepted in the United States of America. In our opinion, this schedule is fairly stated in all material respects in relation to the basic financial statements taken as a whole.

Other Reporting Required by Government Auditing Standards

In accordance with *Government Auditing Standards*, we have also issued our report dated March 24, 2016, on our consideration of the District's internal control over financial reporting and our tests of its compliance with certain provisions of laws, regulations, contracts and grant agreements and other matters. That report describes the scope of our internal control testing over financial reporting and compliance, and the results of that testing, and does not opine on internal control over financial reporting or on compliance. That report is an integral part of an audit performed in accordance with *Government Auditing Standards* in considering the District's internal control over financial reporting and compliance.

A handwritten signature in black ink that reads "Dave Yost". The signature is written in a cursive style with a large, looping initial "D".

Dave Yost
Auditor of State
Columbus, Ohio

March 24, 2016

This page intentionally left blank.

**WEST CARROLLTON CITY SCHOOL DISTRICT
MONTGOMERY COUNTY, OHIO**

MANAGEMENT'S DISCUSSION AND ANALYSIS
FOR THE FISCAL YEAR ENDED JUNE 30, 2015
(UNAUDITED)

The discussion and analysis of the West Carrollton City School District's (the "District") financial performance provides an overall review of the District's financial activities for the fiscal year ended June 30, 2015. The intent of this discussion and analysis is to look at the District's financial performance as a whole; readers should also review notes to the basic financial statements and financial statements to enhance their understanding of the District's financial performance.

Financial Highlights

Key financial highlights for fiscal year 2015 are as follows:

- Net position of governmental activities decreased \$564,575 which represents a 1.47% decrease from 2014's restated net position.
- General revenues accounted for \$36,238,248 in revenue or 80.63% of all revenues. Program specific revenues in the form of charges for services and sales, grants and contributions accounted for \$8,705,900 or 19.37% of total revenues of \$44,944,148.
- The District had \$45,508,723 in expenses related to governmental activities; only \$8,705,900 of these expenses was offset by program specific charges for services, grants or contributions. General revenues supporting governmental activities (primarily taxes and unrestricted grants and entitlements) of \$36,238,248 were not adequate to provide for these programs.
- The District's only major governmental fund is the general fund. The general fund had \$39,574,732 in revenues and \$41,114,931 in expenditures. During fiscal year 2015, the general fund's fund balance decreased \$1,540,199 from a balance of \$7,496,924 to \$5,956,725.

Using these Basic Financial Statements

This annual report consists of a series of financial statements and notes to those statements. These statements are organized so the reader can understand the District as a financial whole, an entire operating entity. The statements then proceed to provide an increasingly detailed look at specific financial activities.

The *statement of net position* and *statement of activities* provide information about the activities of the whole District, presenting both an aggregate view of the District's finances and a longer-term view of those finances. Fund financial statements provide the next level of detail. For governmental funds, these statements tell how services were financed in the short-term as well as what remains for future spending. The fund financial statements also look at the District's most significant funds with all other nonmajor funds presented in total in one column. In the case of the District, the general fund is by far the most significant fund, and the only governmental fund reported as a major fund.

Reporting the District as a Whole

Statement of Net Position and the Statement of Activities

While this document contains the large number of funds used by the District to provide programs and activities, the view of the District as a whole looks at all financial transactions and asks the question, "How did we do financially during 2015?" The statement of net position and the statement of activities answer this question. These statements include *all assets, deferred outflows of resources, liabilities, deferred inflows of resources, revenues and expenses* using the *accrual basis of accounting* similar to the accounting used by most private-sector companies. This basis of accounting will take into account all of the current year's revenues and expenses regardless of when cash is received or paid.

**WEST CARROLLTON CITY SCHOOL DISTRICT
MONTGOMERY COUNTY, OHIO**

MANAGEMENT'S DISCUSSION AND ANALYSIS
FOR THE FISCAL YEAR ENDED JUNE 30, 2015
(UNAUDITED)

These two statements report the District's *net position* and changes in that position. This change in net position is important because it tells the reader that, for the District as a whole, the *financial position* of the District has improved or diminished. The causes of this change may be the result of many factors, some financial, some not. Non-financial factors include the District's property tax base, current property tax laws in Ohio restricting revenue growth, facility conditions, required educational programs and other factors.

In the statement of net position and the statement of activities, the governmental activities include the District's programs and services, including instruction, support services, operation and maintenance of plant, pupil transportation, extracurricular activities, and food service operations.

The District's statement of net position and statement of activities can be found on pages 16-17 of this report.

Reporting the District's Most Significant Funds

Fund Financial Statements

The analysis of the District's major governmental fund begins on page 13. Fund financial reports provide detailed information about the District's major funds. The District uses many funds to account for a multitude of financial transactions. However, these fund financial statements focus on the District's most significant funds. The District's only major governmental fund is the general fund.

Governmental Funds

Most of the District's activities are reported in governmental funds, which focus on how money flows into and out of those funds and the balances left at year-end available for spending in future periods. These funds are reported using an accounting method called *modified accrual* accounting, which measures cash and all other *financial assets* that can readily be converted to cash. The governmental fund financial statements provide a detailed *short-term* view of the District's general government operations and the basic services it provides. Governmental fund information helps you determine whether there are more or fewer financial resources that can be spent in the near future to finance educational programs. The relationship (or differences) between governmental *activities* (reported in the statement of net position and the statement of activities) and governmental *funds* is reconciled in the basic financial statements. The basic governmental fund financial statements can be found on pages 18-22 of this report.

Proprietary Funds

The District maintains a proprietary fund. Internal service funds are an accounting device used to accumulate and allocate costs internally among the District's various functions. The District's internal service fund accounts for medical/surgical and dental self-insurance. The basic proprietary fund financial statements can be found on pages 23-25 of this report.

Reporting the District's Fiduciary Responsibilities

The District is the trustee, or fiduciary, for its scholarship programs. This activity is presented as a private purpose trust fund. The District also acts in a trustee capacity as an agent for individuals or other entities. These activities are reported in an agency fund. All of the District's fiduciary activities are reported in separate statements of fiduciary net position and changes in fiduciary net position on pages 26 and 27. These activities are excluded from the District's other financial statements because the assets cannot be utilized by the District to finance its operations.

**WEST CARROLLTON CITY SCHOOL DISTRICT
MONTGOMERY COUNTY, OHIO**

MANAGEMENT'S DISCUSSION AND ANALYSIS
FOR THE FISCAL YEAR ENDED JUNE 30, 2015
(UNAUDITED)

Notes to the Basic Financial Statements

The notes provide additional information that is essential to a full understanding of the data provided in the government-wide and fund financial statements. These notes to the basic financial statements can be found on pages 28-61 of this report.

Required Supplementary Information

In addition to the basic financial statements and accompanying notes, this report also presents certain required supplementary information concerning the District's net pension liability. The required supplementary information can be found on pages 62 through 68 of this report.

The District as a Whole

The table below provides a summary of the District's net position at June 30, 2015 and June 30, 2014. The net position at June 30, 2014 has been restated as described in Note 3.A.

	Net Position	
	Governmental Activities 2015	(Restated) Governmental Activities 2014
<u>Assets</u>		
Current and other assets	\$ 30,557,066	\$ 32,034,655
Capital assets, net	<u>15,163,396</u>	<u>15,751,083</u>
Total assets	<u>45,720,462</u>	<u>47,785,738</u>
<u>Deferred Outflows of Resources</u>		
Pension	<u>4,056,313</u>	<u>3,249,441</u>
Total deferred outflows of resources	<u>4,056,313</u>	<u>3,249,441</u>
<u>Liabilities</u>		
Current liabilities	6,097,312	5,862,815
Long-term liabilities:		
Due within one year	615,022	485,438
Due in more than one year:		
Net pension liability	54,591,852	64,855,607
Other amounts	<u>2,224,820</u>	<u>2,534,675</u>
Total liabilities	<u>63,529,006</u>	<u>73,738,535</u>
<u>Deferred Inflows of Resources</u>		
Property taxes and PILOTs levied for next year	15,407,755	15,747,830
Pensions	<u>9,855,775</u>	<u>-</u>
Total deferred inflows of resources	<u>25,263,530</u>	<u>15,747,830</u>
<u>Net Position</u>		
Net investment in capital assets	13,763,396	14,211,083
Restricted	1,335,039	922,816
Unrestricted (deficit)	<u>(54,114,196)</u>	<u>(53,585,085)</u>
Total net position (deficit)	<u>\$ (39,015,761)</u>	<u>\$ (38,451,186)</u>

**WEST CARROLLTON CITY SCHOOL DISTRICT
MONTGOMERY COUNTY, OHIO**

MANAGEMENT'S DISCUSSION AND ANALYSIS
FOR THE FISCAL YEAR ENDED JUNE 30, 2015
(UNAUDITED)

During 2015, the District adopted GASB Statement 68, "Accounting and Financial Reporting for Pensions—an Amendment of GASB Statement 27," which significantly revises accounting for pension costs and liabilities. For reasons discussed below, many end users of this financial statement will gain a clearer understanding of the District's actual financial condition by adding deferred inflows related to pension and the net pension liability to the reported net position and subtracting deferred outflows related to pension.

Governmental Accounting Standards Board standards are national and apply to all government financial reports prepared in accordance with generally accepted accounting principles. When accounting for pension costs, GASB 27 focused on a funding approach. This approach limited pension costs to contributions annually required by law, which may or may not be sufficient to fully fund each plan's *net pension liability*. GASB 68 takes an earnings approach to pension accounting; however, the nature of Ohio's statewide pension systems and state law governing those systems requires additional explanation in order to properly understand the information presented in these statements.

Under the new standards required by GASB 68, the net pension liability equals the District's proportionate share of each plan's collective:

1. Present value of estimated future pension benefits attributable to active and inactive employees' past service
2. Minus plan assets available to pay these benefits

GASB notes that pension obligations, whether funded or unfunded, are part of the "employment exchange" – that is, the employee is trading his or her labor in exchange for wages, benefits, and the promise of a future pension. GASB noted that the unfunded portion of this pension promise is a present obligation of the government, part of a bargained-for benefit to the employee, and should accordingly be reported by the government as a liability since they received the benefit of the exchange. However, the District is not responsible for certain key factors affecting the balance of this liability. In Ohio, the employee shares the obligation of funding pension benefits with the employer. Both employer and employee contribution rates are capped by State statute. A change in these caps requires action of both Houses of the General Assembly and approval of the Governor. Benefit provisions are also determined by State statute. The employee enters the employment exchange with the knowledge that the employer's promise is limited not by contract but by law. The employer enters the exchange also knowing that there is a specific, legal limit to its contribution to the pension system. In Ohio, there is no legal means to enforce the unfunded liability of the pension system *as against the public employer*. State law operates to mitigate/lessen the moral obligation of the public employer to the employee, because all parties enter the employment exchange with notice as to the law. The pension system is responsible for the administration of the plan.

Most long-term liabilities have set repayment schedules or, in the case of compensated absences (i.e. sick and vacation leave), are satisfied through paid time-off or termination payments. There is no repayment schedule for the net pension liability. As explained above, changes in pension benefits, contribution rates, and return on investments affect the balance of the net pension liability, but are outside the control of the local government. In the event that contributions, investment returns, and other changes are insufficient to keep up with required pension payments, State statute does not assign/identify the responsible party for the unfunded portion. Due to the unique nature of how the net pension liability is satisfied, this liability is separately identified within the long-term liability section of the statement of net position.

In accordance with GASB 68, the District's statements prepared on an accrual basis of accounting include an annual pension expense for their proportionate share of each plan's *change* in net pension liability not accounted for as deferred inflows/outflows.

**WEST CARROLLTON CITY SCHOOL DISTRICT
MONTGOMERY COUNTY, OHIO**

**MANAGEMENT'S DISCUSSION AND ANALYSIS
FOR THE FISCAL YEAR ENDED JUNE 30, 2015
(UNAUDITED)**

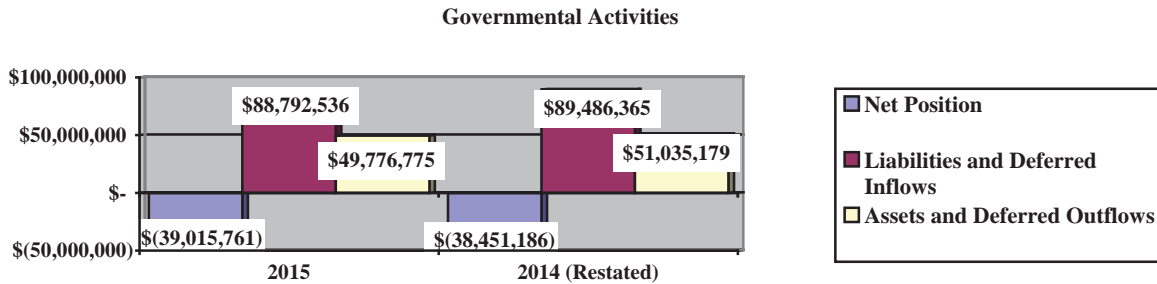
As a result of implementing GASB 68, the District is reporting a net pension liability and deferred inflows/outflows of resources related to pension on the accrual basis of accounting. This implementation also had the effect of restating net position at June 30, 2014, from \$23,154,980 to (\$38,451,186).

Over time, net position can serve as a useful indicator of a government's financial position. At June 30, 2015, the District's liabilities plus deferred inflows exceeded assets plus deferred outflows by \$39,015,761.

At year-end, capital assets represented 33.17% of total assets. Capital assets include land, construction in progress, land improvements, buildings and improvements, furniture and equipment and vehicles. Net investment in capital assets at June 30, 2015 was \$13,763,396. These capital assets are used to provide services to the students and are not available for future spending. Although the District's investment in capital assets is reported net of related debt, it should be noted that the resources to repay the debt must be provided from other sources, since capital assets may not be used to liquidate these liabilities.

A portion of the District's net position, \$1,335,039, represents resources that are subject to external restriction on how they may be used. The remaining balance of unrestricted net position is a deficit of \$39,015,761.

The graph below illustrates the District's governmental activities assets, liabilities and net position at June 30, 2015 and June 30, 2014. The amounts at June 30, 2014 have been restated as described in Note 3.A.



The table below shows the change in net position for fiscal year 2015 and 2014. The net position at June 30, 2014 has been restated as described in Note 3.A.

	Change in Net Position	
	Governmental Activities 2015	(Restated) Governmental Activities 2014
Revenues		
Program revenues:		
Charges for services and sales	\$ 2,312,306	\$ 1,876,006
Operating grants and contributions	6,273,457	6,076,120
Capital grants and contributions	120,137	460,500
General revenues:		
Property taxes	16,418,690	16,759,078
Payments in lieu of taxes	131,227	117,955
Grants and entitlements	19,408,435	17,725,868
Investment earnings	115,285	172,027
Miscellaneous	164,611	131,814
Total revenues	\$ 44,944,148	\$ 43,319,368

**WEST CARROLLTON CITY SCHOOL DISTRICT
MONTGOMERY COUNTY, OHIO**

MANAGEMENT'S DISCUSSION AND ANALYSIS
FOR THE FISCAL YEAR ENDED JUNE 30, 2015
(UNAUDITED)

The increase in charges for services revenue is primarily due to an increase in open enrollment and contract services from the prior year. The decrease in capital grants and contributions is due to less capital contributions to the District for capital projects. The investment earnings decrease can be attributed to less investments held by the District and a decrease in the fair market value of the investments held by the District. Grants and entitlements increased due to an increase in State foundation funding.

	Change in Net Position	
	(Restated)	
	Governmental Activities <u>2015</u>	Governmental Activities <u>2014</u>
<u>Expenses</u>		
Program expenses:		
Instruction:		
Regular	\$ 16,989,787	\$ 16,529,241
Special	7,540,385	7,466,962
Vocational	100,021	226,795
Other	2,807,868	2,545,302
Support services:		
Pupil	3,053,112	3,021,236
Instructional staff	1,334,551	1,198,295
Board of education	33,820	32,310
Administration	2,737,212	2,742,838
Fiscal	794,316	779,695
Business	570,142	595,972
Operations and maintenance	3,553,335	3,536,018
Pupil transportation	2,818,318	2,746,033
Central	93,633	96,269
Operation of non-instructional services:		
Other non-instructional services	50,075	71,780
Food service operations	1,957,245	1,872,072
Extracurricular activities	993,973	881,926
Interest and fiscal charges	<u>80,930</u>	<u>89,435</u>
Total expenses	<u>45,508,723</u>	<u>44,432,179</u>
Change in net position	(564,575)	(1,112,811)
Net position (deficit) at beginning of year (restated)	<u>(38,451,186)</u>	<u>N/A</u>
Net position (deficit) at end of year	<u>\$ (39,015,761)</u>	<u>\$ (38,451,186)</u>

Governmental Activities

The information necessary to restate the 2014 beginning balances and the 2014 pension expense amounts for the effects of the initial implementation of GASB 68 is not available. Therefore, 2014 functional expenses still include pension expense of \$3,249,441 computed under GASB 27. GASB 27 required recognizing pension expense equal to the contractually required contributions to the plan. Under GASB 68, pension expense represents additional amounts earned, adjusted by deferred inflows/outflows. The contractually required contribution is no longer a component of pension expense. Under GASB 68, the 2015 statements report pension expense of \$2,327,888.

**WEST CARROLLTON CITY SCHOOL DISTRICT
MONTGOMERY COUNTY, OHIO**

MANAGEMENT'S DISCUSSION AND ANALYSIS
FOR THE FISCAL YEAR ENDED JUNE 30, 2015
(UNAUDITED)

Consequently, in order to compare 2015 total program expenses to 2014, the following adjustments are needed:

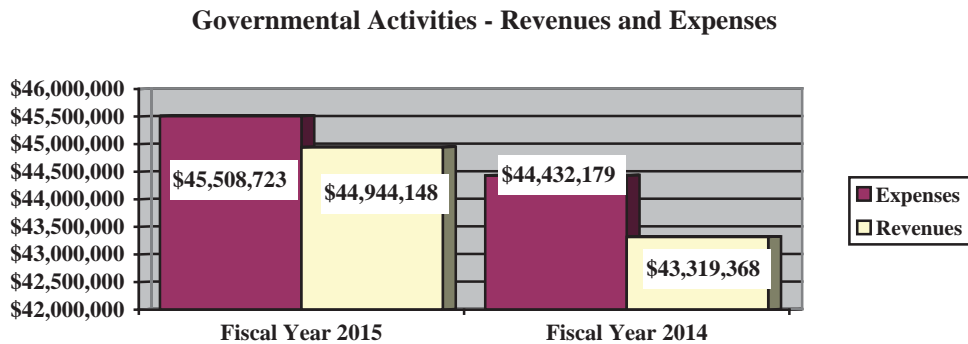
Total 2015 program expenses under GASB 68	\$ 45,508,723
Pension expense under GASB 68	(2,327,888)
2015 contractually required contributions	<u>3,542,740</u>
Adjusted 2015 program expenses	46,723,575
Total 2014 program expenses under GASB 27	<u>44,432,179</u>
Increase in program expenses not related to pension	<u>\$ 2,291,396</u>

Net position of the District's governmental activities decreased \$564,575. Total governmental expenses of \$45,508,723 were offset by program revenues of \$8,705,900 and general revenues of \$36,238,248. Program revenues supported 19.13% of the total governmental expenses.

The primary sources of revenue for governmental activities are derived from taxes, and grants and entitlements. These revenue sources represent 79.71% of total governmental revenue.

The largest expense of the District is for instructional programs. Instruction expenses totaled \$27,438,061 or 60.29% of total governmental expenses for fiscal year 2015.

The graph below presents the governmental activities revenues and expenses for fiscal year 2015 and 2014.



The statement of activities shows the cost of program services and the charges for services and grants offsetting those services. The following table shows, for governmental activities, the total cost of services and the net cost of services. That is, it identifies the cost of these services supported by tax revenue and unrestricted State grants and entitlements.

**WEST CARROLLTON CITY SCHOOL DISTRICT
MONTGOMERY COUNTY, OHIO**

MANAGEMENT'S DISCUSSION AND ANALYSIS
FOR THE FISCAL YEAR ENDED JUNE 30, 2015
(UNAUDITED)

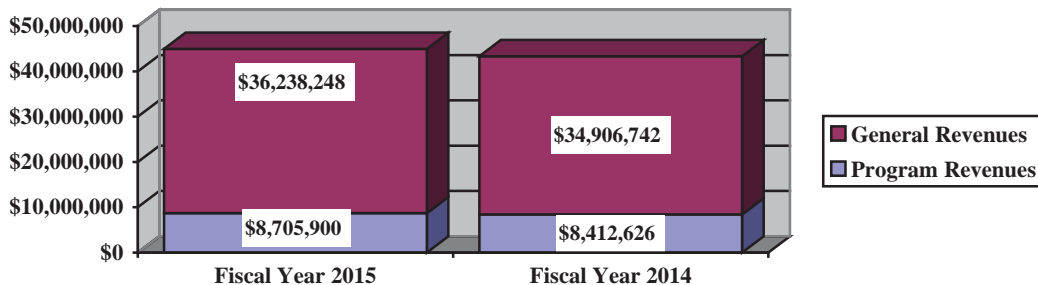
Governmental Activities

	Total Cost of Services 2015	Net Cost of Services 2015	Total Cost of Services 2014	Net Cost of Services 2014
Program expenses				
Instruction:				
Regular	\$ 16,989,787	\$ 15,382,009	\$ 16,529,241	\$ 15,425,375
Special	7,540,385	3,153,284	7,466,962	3,094,644
Vocational	100,021	(30,332)	226,795	218,597
Other	2,807,868	2,796,538	2,545,302	2,456,544
Support services:				
Pupil	3,053,112	3,053,112	3,021,236	3,021,236
Instructional staff	1,334,551	1,334,188	1,198,295	1,198,295
Board of education	33,820	33,820	32,310	32,310
Administration	2,737,212	2,737,212	2,742,838	2,742,838
Fiscal	794,316	794,316	779,695	779,695
Business	570,142	570,142	595,972	595,972
Operations and maintenance	3,553,335	3,415,182	3,536,018	3,442,374
Pupil transportation	2,818,318	2,674,748	2,746,033	2,594,624
Central	93,633	93,633	96,269	96,269
Operation of non-instructional services:				
Other non-instructional services	50,075	50,075	71,780	71,780
Food service operations	1,957,245	(16,237)	1,872,072	(94,659)
Extracurricular activities	993,973	680,203	881,926	254,224
Interest and fiscal charges	80,930	80,930	89,435	89,435
Total expenses	\$ 45,508,723	\$ 36,802,823	\$ 44,432,179	\$ 36,019,553

The dependence upon tax and other general revenues for governmental activities is apparent, as 77.63% of instruction activities are supported through taxes, grants and entitlements and other general revenues. For all governmental activities, general revenue support is 80.87%. Grants and entitlements, and unrestricted grants and entitlements from the State, are by far the primary support for the District's students.

The graph below presents the District's governmental activities revenues for fiscal year 2015 and 2014.

Governmental Activities - General and Program Revenues



**WEST CARROLLTON CITY SCHOOL DISTRICT
MONTGOMERY COUNTY, OHIO**

MANAGEMENT'S DISCUSSION AND ANALYSIS
FOR THE FISCAL YEAR ENDED JUNE 30, 2015
(UNAUDITED)

The District's Funds

The District's governmental funds (as presented on page 18) reported a combined fund balance of \$7,263,437, which is lower than last year's total of \$8,360,323. The schedule below indicates the fund balance and the total change in fund balance as of June 30, 2015 and 2014.

	Fund Balance <u>June 30, 2015</u>	Fund Balance <u>June 30, 2014</u>	Increase <u>(Decrease)</u>	Percentage <u>Change</u>
General	\$ 5,956,725	\$ 7,496,924	\$ (1,540,199)	(20.54) %
Other Governmental	<u>1,306,712</u>	<u>863,399</u>	<u>443,313</u>	51.35 %
Total	<u>\$ 7,263,437</u>	<u>\$ 8,360,323</u>	<u>\$ (1,096,886)</u>	(13.12) %

General Fund

The table that follows assists in illustrating the financial activities of the general fund.

	2015 <u>Amount</u>	2014 <u>Amount</u>	Increase <u>(Decrease)</u>	Percentage <u>Change</u>
<u>Revenues</u>				
Property taxes	\$ 15,842,686	\$ 16,225,330	\$ (382,644)	(2.36) %
Payment in lieu of taxes	131,227	117,955	13,272	11.25 %
Tuition	1,198,551	1,054,742	143,809	13.63 %
Earnings on investments	114,112	171,486	(57,374)	(33.46) %
Intergovernmental	21,436,380	19,861,806	1,574,574	7.93 %
Other revenues	<u>851,776</u>	<u>475,180</u>	<u>376,596</u>	79.25 %
Total	<u>\$ 39,574,732</u>	<u>\$ 37,906,499</u>	<u>\$ 1,668,233</u>	4.40 %
<u>Expenditures</u>				
Instruction	\$ 25,422,706	\$ 23,824,117	\$ 1,598,589	6.71 %
Support services	14,634,272	13,877,223	757,049	5.46 %
Other non-instructional services	51,424	71,109	(19,685)	(27.68) %
Extracurricular activities	648,171	587,082	61,089	10.41 %
Facilities acquisition and construction	135,590	39,270	96,320	245.28 %
Debt service	<u>222,768</u>	<u>231,272</u>	<u>(8,504)</u>	(3.68) %
Total	<u>\$ 41,114,931</u>	<u>\$ 38,630,073</u>	<u>\$ 2,484,858</u>	6.43 %

Overall revenues increased \$1,668,233 or 4.40% from the prior year primarily due to increases in the amount of tuition, intergovernmental revenue, and other revenues collected during the fiscal year. The decrease in property taxes is mostly attributable to decreases in assessed valuations resulting in lower tax collections. Tuition increased as a result of an increase in receipts from other districts under the open enrollment program. Earnings on investments decreased as a result of less investments and a decrease in fair market value adjustment on the investments held by the District. Intergovernmental revenue increased \$1,574,574 primarily due to an increase in school foundation money received through the state's foundation program. The increase in other is primarily due to increased contract services received during the fiscal year.

**WEST CARROLLTON CITY SCHOOL DISTRICT
MONTGOMERY COUNTY, OHIO**

MANAGEMENT'S DISCUSSION AND ANALYSIS
FOR THE FISCAL YEAR ENDED JUNE 30, 2015
(UNAUDITED)

Overall expenditures increased \$2,484,858 or 6.43% from the prior year. This increase is primarily a result of regular and special instructional expenditures increasing \$1,333,845. Instructional and support services increased \$1,598,589 and \$757,049, respectively, due to increase in raises received by employees and increase in benefits costs.

General Fund Budgeting Highlights

The District's budget is prepared according to Ohio law and is based on accounting for certain transactions on a basis of cash receipts, disbursements and encumbrances. The most significant budgeted fund is the general fund.

During the course of fiscal year 2015, the District amended its general fund budget several times. For the general fund, final budgeted revenues and other financing sources were \$39,072,000, which is higher than the original budgeted revenues and other financing sources of \$38,504,000. Actual revenues and other financing sources for fiscal year 2015 were \$39,518,445.

General fund original appropriations (appropriated expenditures plus other financing uses) of \$39,708,126 were increased to \$40,900,830 in the final budget. The actual budget basis expenditures and other financing uses for fiscal year 2015 totaled \$40,900,283.

Capital Assets and Debt Administration

Capital Assets

At the end of fiscal year 2015, the District had \$15,163,396 invested in land, construction in progress, land improvements, buildings and improvements, furniture and equipment, and vehicles. This entire amount is reported in governmental activities. See Note 7 to the basic financial statements for detail. The following table shows June 30, 2015 balances compared to June 30, 2014:

**Capital Assets at June 30
(Net of Depreciation)**

	Governmental Activities	
	2015	2014
Land	\$ 572,938	\$ 572,938
Construction in progress	159,013	135,103
Land improvements	1,280,540	1,315,591
Building and improvements	11,168,594	12,000,381
Furniture and equipment	1,432,507	1,194,383
Vehicles	549,804	532,687
Total	\$ 15,163,396	\$ 15,751,083

The overall decrease in capital assets of \$587,687 is due to depreciation expense of \$1,403,580 and disposals (net of accumulated depreciation) of \$1,113 exceeding capital outlays of \$817,006 during the fiscal year.

**WEST CARROLLTON CITY SCHOOL DISTRICT
MONTGOMERY COUNTY, OHIO**

**MANAGEMENT'S DISCUSSION AND ANALYSIS
FOR THE FISCAL YEAR ENDED JUNE 30, 2015
(UNAUDITED)**

Debt Administration

At June 30, 2015 the District had \$1,400,000 in general obligation bonds outstanding. Of this total, \$140,000 is due within one year and \$1,260,000 is due within greater than one year. The following table summarizes the bonds outstanding.

Outstanding Debt, at Year End

	Governmental Activities 2015	Governmental Activities 2014
Current interest bonds	\$ 1,400,000	\$ 1,540,000
Total	\$ 1,400,000	\$ 1,540,000

See Note 8 to the basic financial statements for detail.

Current Financial Related Activities

The challenge for all school districts is to provide a quality education to students while staying within the restrictions imposed by limited, and in some cases, shrinking, funding. Our reliance on local real estate taxes continues to increase significantly, as the state legislature has reduced funding for schools and continues to shift more of the burden to residential property owners while eliminating our commercial tax base.

Contacting the District's Financial Management

This financial report is designed to provide our citizens, taxpayers, investors and creditors with a general overview of the District's finances and to show the District's accountability for the money it receives. If you have questions about this report or need additional financial information contact Mr. Ryan Slone, Treasurer, West Carrollton City School District, 430 E. Pease Ave., West Carrollton, Ohio 45449.

**WEST CARROLLTON CITY SCHOOL DISTRICT
MONTGOMERY COUNTY, OHIO**

STATEMENT OF NET POSITION
JUNE 30, 2015

	Governmental Activities
Assets:	
Equity in pooled cash and investments.	\$ 12,195,152
Receivables:	
Property taxes	17,195,871
Payment in lieu of taxes	126,000
Accounts	30,691
Accrued interest	24,046
Intergovernmental	798,797
Prepayments	157,380
Inventory held for resale.	29,129
Capital assets:	
Nondepreciable capital assets	731,951
Depreciable capital assets, net.	14,431,445
Capital assets, net.	15,163,396
Total assets.	45,720,462
Deferred outflows of resources:	
Pension - STRS	3,115,412
Pension - SERS	940,901
Total deferred outflows of resources	4,056,313
Liabilities:	
Accounts payable.	220,728
Accrued wages and benefits payable	4,188,498
Intergovernmental payable	183,700
Pension and postemployment benefits payable	800,385
Accrued interest payable	18,375
Claims payable.	685,626
Long-term liabilities:	
Due within one year.	615,022
Due in more than one year:	
Net pension liability	54,591,852
Other amounts due in more than one year	2,224,820
Total liabilities	63,529,006
Deferred inflows of resources:	
Property taxes levied for the next fiscal year.	15,281,755
Payment in lieu of taxes levied for the next fiscal year	126,000
Pension - STRS.	8,111,808
Pension - SERS.	1,743,967
Total deferred inflows of resources	25,263,530
Net position:	
Net investment in capital assets	13,763,396
Restricted for:	
Capital projects	386,104
Locally funded programs	27,301
Federally funded programs	10,809
Student activities	26,992
Other purposes	883,833
Unrestricted (deficit)	(54,114,196)
Total net position (deficit)	\$ (39,015,761)

SEE ACCOMPANYING NOTES TO THE BASIC FINANCIAL STATEMENTS

**WEST CARROLLTON CITY SCHOOL DISTRICT
MONTGOMERY COUNTY, OHIO**

STATEMENT OF ACTIVITIES
FOR THE FISCAL YEAR ENDED JUNE 30, 2015

	Expenses	Program Revenues			Net (Expense) Revenue and Changes in Net Position Governmental Activities
		Charges for Services and Sales	Operating Grants and Contributions	Capital Grants and Contributions	
Governmental activities:					
Instruction:					
Regular	\$16,989,787	\$ 1,573,768	\$ 34,010	\$ -	\$ (15,382,009)
Special	7,540,385	27,272	4,359,829	-	(3,153,284)
Vocational	100,021	-	130,353	-	30,332
Other	2,807,868	-	11,330	-	(2,796,538)
Support services:					
Pupil	3,053,112	-	-	-	(3,053,112)
Instructional staff	1,334,551	-	363	-	(1,334,188)
Board of education	33,820	-	-	-	(33,820)
Administration	2,737,212	-	-	-	(2,737,212)
Fiscal	794,316	-	-	-	(794,316)
Business	570,142	-	-	-	(570,142)
Operations and maintenance	3,553,335	133,401	4,752	-	(3,415,182)
Pupil transportation	2,818,318	21,576	121,994	-	(2,674,748)
Central	93,633	-	-	-	(93,633)
Operation of non-instructional services:					
Other non-instructional services	50,075	-	-	-	(50,075)
Food service operations	1,957,245	373,242	1,600,240	-	16,237
Extracurricular activities	993,973	183,047	10,586	120,137	(680,203)
Interest and fiscal charges	80,930	-	-	-	(80,930)
Total governmental activities	\$45,508,723	\$ 2,312,306	\$ 6,273,457	\$ 120,137	(36,802,823)
General revenues:					
Property taxes levied for:					
General purposes					15,728,268
Capital outlay					690,422
Payments in lieu of taxes					131,227
Grants and entitlements not restricted to specific programs					19,408,435
Investment earnings					115,285
Miscellaneous					164,611
Total general revenues					36,238,248
Change in net position					(564,575)
Net position (deficit) at beginning of year (restated)					(38,451,186)
Net position (deficit) at end of year					\$ (39,015,761)

SEE ACCOMPANYING NOTES TO THE BASIC FINANCIAL STATEMENTS

**WEST CARROLLTON CITY SCHOOL DISTRICT
MONTGOMERY COUNTY, OHIO**

BALANCE SHEET
GOVERNMENTAL FUNDS
JUNE 30, 2015

	<u>General</u>	<u>Nonmajor Governmental Funds</u>	<u>Total Governmental Funds</u>
Assets:			
Equity in pooled cash and investments	\$ 9,864,936	\$ 1,485,812	\$ 11,350,748
Receivables:			
Property taxes	16,466,066	729,805	17,195,871
Payment in lieu of taxes	126,000	-	126,000
Accounts	17,073	13,618	30,691
Accrued interest	24,046	-	24,046
Intergovernmental	434,376	364,421	798,797
Prepayments	152,420	4,960	157,380
Inventory held for resale	-	29,129	29,129
Total assets	<u>\$ 27,084,917</u>	<u>\$ 2,627,745</u>	<u>\$ 29,712,662</u>
Liabilities:			
Accounts payable	\$ 134,483	\$ 84,223	\$ 218,706
Accrued wages and benefits payable	3,756,567	431,931	4,188,498
Compensated absences payable	279,810	-	279,810
Intergovernmental payable	168,989	14,711	183,700
Pension and postemployment benefits payable	708,883	91,502	800,385
Total liabilities	<u>5,048,732</u>	<u>622,367</u>	<u>5,671,099</u>
Deferred inflows of resources:			
Property taxes levied for the next fiscal year	14,633,665	648,090	15,281,755
Payment in lieu of taxes levied for the next fiscal year	126,000	-	126,000
Delinquent property tax revenue not available	909,266	40,505	949,771
Intergovernmental revenue not available	384,441	-	384,441
Accrued interest not available	19,208	-	19,208
Miscellaneous revenue not available	6,880	10,071	16,951
Total deferred inflows of resources	<u>16,079,460</u>	<u>698,666</u>	<u>16,778,126</u>
Fund balances:			
Nonspendable:			
Prepays	152,420	4,960	157,380
Restricted:			
Capital improvements	-	345,599	345,599
Food service operations	-	907,899	907,899
Targeted academic assistance	-	14,705	14,705
Other purposes	-	28,450	28,450
Extracurricular activities	-	26,992	26,992
Assigned:			
Student instruction	86,967	-	86,967
Student and staff support	385,150	-	385,150
Subsequent year's appropriations	3,737,511	-	3,737,511
School supplies	25,522	-	25,522
Unassigned (deficit)	<u>1,569,155</u>	<u>(21,893)</u>	<u>1,547,262</u>
Total fund balances	<u>5,956,725</u>	<u>1,306,712</u>	<u>7,263,437</u>
Total liabilities, deferred inflows and fund balances	<u>\$ 27,084,917</u>	<u>\$ 2,627,745</u>	<u>\$ 29,712,662</u>

SEE ACCOMPANYING NOTES TO THE BASIC FINANCIAL STATEMENTS

**WEST CARROLLTON CITY SCHOOL DISTRICT
MONTGOMERY COUNTY, OHIO**

RECONCILIATION OF TOTAL GOVERNMENTAL FUND BALANCES TO
NET POSITION OF GOVERNMENTAL ACTIVITIES
JUNE 30, 2015

Total governmental fund balances		\$	7,263,437
<i>Amounts reported for governmental activities on the statement of net position are different because:</i>			
Capital assets used in governmental activities are not financial resources and therefore are not reported in the funds.			15,163,396
Other long-term assets are not available to pay for current-period expenditures and therefore are deferred inflows in the funds.			
Property taxes receivable	\$	949,771	
Accounts receivable		16,951	
Accrued interest receivable		19,208	
Intergovernmental receivable		384,441	
Total		384,441	1,370,371
An internal service fund is used by management to charge the costs of insurance to individual funds. The assets and liabilities of the internal service fund are included in governmental activities on the statement of net position.			156,756
Accrued interest payable is not due and payable in the current period and therefore is not reported in the funds.			(18,375)
The net pension liability is not due and payable in the current period; therefore, the liability and related deferred inflows/outflows are not reported in governmental funds:			
Deferred outflows of resources - pension		4,056,313	
Deferred inflows of resources - pension		(9,855,775)	
Net pension liability		(54,591,852)	
Total		(54,591,852)	(60,391,314)
Long-term liabilities, including bonds payable, are not due and payable in the current period and therefore are not reported in the funds.			
General obligation bonds		(1,400,000)	
Compensated absences		(1,160,032)	
Total		(2,560,032)	(2,560,032)
Net position of governmental activities		\$	(39,015,761)

SEE ACCOMPANYING NOTES TO THE BASIC FINANCIAL STATEMENTS

**WEST CARROLLTON CITY SCHOOL DISTRICT
MONTGOMERY COUNTY, OHIO**

STATEMENT OF REVENUES, EXPENDITURES AND CHANGES IN FUND BALANCES
GOVERNMENTAL FUNDS
FOR THE FISCAL YEAR ENDED JUNE 30, 2015

	<u>General</u>	<u>Nonmajor Governmental Funds</u>	<u>Total Governmental Funds</u>
Revenues:			
From local sources:			
Property taxes	\$ 15,842,686	\$ 694,313	\$ 16,536,999
Payment in lieu of taxes	131,227	-	131,227
Tuition	1,198,551	-	1,198,551
Transportation fees	21,576	-	21,576
Earnings on investments	114,112	-	114,112
Charges for services	5,583	367,447	373,030
Extracurricular	70,246	112,801	183,047
Classroom materials and fees	91,989	-	91,989
Rental income	133,401	-	133,401
Contributions and donations	12,557	-	12,557
Contract services	310,500	-	310,500
Other local revenues	205,924	77,994	283,918
Intergovernmental - state	20,903,209	374,243	21,277,452
Intergovernmental - federal	533,171	3,567,731	4,100,902
Total revenues	<u>39,574,732</u>	<u>5,194,529</u>	<u>44,769,261</u>
Expenditures:			
Current:			
Instruction:			
Regular	17,017,434	16,862	17,034,296
Special	5,491,488	2,139,650	7,631,138
Vocational	112,595	-	112,595
Other	2,801,189	11,494	2,812,683
Support services:			
Pupil	3,120,305	-	3,120,305
Instructional staff	1,323,363	191,676	1,515,039
Board of education	33,905	-	33,905
Administration	2,860,653	-	2,860,653
Fiscal	776,542	11,772	788,314
Business	578,901	-	578,901
Operations and maintenance	3,513,799	5,596	3,519,395
Pupil transportation	2,332,591	154,780	2,487,371
Central	94,213	-	94,213
Operation of non-instructional services:			
Other non-instructional services	51,424	-	51,424
Food service operations	-	1,884,294	1,884,294
Extracurricular activities	648,171	109,763	757,934
Facilities acquisition and construction	135,590	225,329	360,919
Debt service:			
Principal retirement	140,000	-	140,000
Interest and fiscal charges	82,768	-	82,768
Total expenditures	<u>41,114,931</u>	<u>4,751,216</u>	<u>45,866,147</u>
Net change in fund balances	(1,540,199)	443,313	(1,096,886)
Fund balances at beginning of year	<u>7,496,924</u>	<u>863,399</u>	<u>8,360,323</u>
Fund balances at end of year	<u>\$ 5,956,725</u>	<u>\$ 1,306,712</u>	<u>\$ 7,263,437</u>

SEE ACCOMPANYING NOTES TO THE BASIC FINANCIAL STATEMENTS

**WEST CARROLLTON CITY SCHOOL DISTRICT
MONTGOMERY COUNTY, OHIO**

RECONCILIATION OF THE STATEMENT OF REVENUES, EXPENDITURES
AND CHANGES IN FUND BALANCES OF GOVERNMENTAL FUNDS
TO THE STATEMENT OF ACTIVITIES
FOR THE FISCAL YEAR ENDED JUNE 30, 2015

Net change in fund balances - total governmental funds	\$	(1,096,886)
<i>Amounts reported for governmental activities in the statement of activities are different because:</i>		
Governmental funds report capital outlays as expenditures. However, in the statement of activities, the cost of those assets is allocated over their estimated useful lives as depreciation expense.		
Capital asset additions	\$ 817,006	
Current year depreciation	<u>(1,403,580)</u>	
Total		(586,574)
The net effect of various miscellaneous transactions involving capital assets (i.e., sales, disposals, trade-ins, and donations) is to decrease net position.		
		(1,113)
Revenues in the statement of activities that do not provide current financial resources are not reported as revenues in the funds.		
Property taxes	(118,309)	
Tuition	(41,101)	
Earnings on investments	1,173	
Intergovernmental	<u>212,987</u>	
Total		54,750
Repayment of bond principal is an expenditure in the governmental governmental funds, but the repayment reduces long-term liabilities on the statement of net position. Principal payments during the year were:		
		140,000
In the statement of activities, interest is accrued on outstanding bonds, whereas in governmental funds, an interest expenditure is reported when due. The following items resulted in additional interest being reported in the statement of activities:		
Decrease in accrued interest payable		1,838
Contractually required contributions are reported as expenditures in governmental funds; however, the statement of activities reports these amounts as deferred outflows.		
		3,542,740
Except for amounts reported as deferred inflows/outflows, changes in the net pension liability are reported as pension expense in the statement of activities.		
		(2,327,888)
Some expenses reported in the statement of activities, such as compensated absences, do not require the use of current financial resources and therefore are not reported as expenditures in governmental funds.		
		166,593
An internal service fund used by management to charge the costs of insurance to individual funds is not reported in the district-wide statement of activities. Governmental fund expenditures and the related internal service fund revenues are eliminated. The net revenue (expense) of the internal service fund is allocated among the governmental activities.		
		<u>(458,035)</u>
Change in net position of governmental activities	\$	<u>(564,575)</u>

SEE ACCOMPANYING NOTES TO THE BASIC FINANCIAL STATEMENTS

**WEST CARROLLTON CITY SCHOOL DISTRICT
MONTGOMERY COUNTY, OHIO**

STATEMENT OF REVENUES, EXPENDITURES AND CHANGES IN
FUND BALANCE - BUDGET AND ACTUAL (NON-GAAP BUDGETARY BASIS)
GENERAL FUND
FOR THE FISCAL YEAR ENDED JUNE 30, 2015

	<u>Budgeted Amounts</u>			Variance with Final Budget Positive (Negative)
	<u>Original</u>	<u>Final</u>	<u>Actual</u>	
Revenues:				
From local sources:				
Property taxes	\$ 15,876,000	\$ 15,749,000	\$ 15,750,023	\$ 1,023
Payment in lieu of taxes	131,227	131,227	131,227	-
Tuition	1,022,000	1,232,000	1,198,551	(33,449)
Transportation fees	19,000	19,000	24,420	5,420
Earnings on investments	100,000	130,000	133,773	3,773
Charges for services	5,000	5,000	5,583	583
Extracurricular	26,400	26,400	25,818	(582)
Rental income	70,000	70,000	136,599	66,599
Contract services	50,000	300,000	310,500	10,500
Other local revenues	(9,627)	80,373	110,782	30,409
Intergovernmental - state	20,864,000	20,957,000	20,988,335	31,335
Intergovernmental - federal	210,000	150,000	410,586	260,586
Total revenues	38,364,000	38,850,000	39,226,197	376,197
Expenditures:				
Current:				
Instruction:				
Regular	16,525,668	17,264,823	16,785,234	479,589
Special	5,047,400	4,935,739	5,435,740	(500,001)
Vocational	148,356	142,004	195,807	(53,803)
Other	2,357,269	2,514,324	2,782,061	(267,737)
Support services:				
Pupil	3,080,074	3,150,108	3,132,392	17,716
Instructional staff	1,309,821	1,350,853	1,371,064	(20,211)
Board of education	38,603	37,848	34,146	3,702
Administration	2,839,977	2,835,348	2,875,523	(40,175)
Fiscal	776,882	790,068	783,388	6,680
Business	578,230	586,517	481,813	104,704
Operations and maintenance	3,582,948	3,581,444	3,559,118	22,326
Pupil transportation	2,369,628	2,586,556	2,376,038	210,518
Central	104,841	104,727	105,102	(375)
Other operation of non-instructional services	81,848	70,771	48,533	22,238
Extracurricular activities	677,258	653,899	652,391	1,508
Facilities acquisition and construction	39,761	146,401	135,590	10,811
Debt service:				
Principal	140,153	140,000	140,000	-
Interest and fiscal charges	8,009	8,000	5,593	2,407
Total expenditures	39,706,726	40,899,430	40,899,533	(103)
Deficiency of revenues under expenditures	(1,342,726)	(2,049,430)	(1,673,336)	376,094
Other financing sources (uses):				
Refund of prior year's expenditures	10,000	92,000	161,680	69,680
Refund of prior year's receipts	(1,400)	(1,400)	(750)	650
Advances in	130,000	130,000	130,000	-
Sale of capital assets	-	-	568	568
Total other financing sources (uses)	138,600	220,600	291,498	70,898
Net change in fund balance	(1,204,126)	(1,828,830)	(1,381,838)	446,992
Fund balance at beginning of year	9,988,586	9,988,586	9,988,586	-
Prior year encumbrances appropriated	624,014	624,014	624,014	-
Fund balance at end of year	\$ 9,408,474	\$ 8,783,770	\$ 9,230,762	\$ 446,992

SEE ACCOMPANYING NOTES TO THE BASIC FINANCIAL STATEMENTS

**WEST CARROLLTON CITY SCHOOL DISTRICT
MONTGOMERY COUNTY, OHIO**

STATEMENT OF NET POSITION
PROPRIETARY FUND
JUNE 30, 2015

	Governmental Activities - Internal Service Fund
Assets:	
Equity in pooled cash and investments	\$ 844,404
Total assets.	844,404
Liabilities:	
Accounts payable.	2,022
Claims payable	685,626
Total liabilities	687,648
Net position:	
Unrestricted.	156,756
Total net position.	\$ 156,756

SEE ACCOMPANYING NOTES TO THE BASIC FINANCIAL STATEMENTS

**WEST CARROLLTON CITY SCHOOL DISTRICT
MONTGOMERY COUNTY, OHIO**

STATEMENT OF REVENUES, EXPENSES AND
CHANGES IN NET POSITION
PROPRIETARY FUND
FOR THE FISCAL YEAR ENDED JUNE 30, 2015

	Governmental Activities - Internal Service Fund
Operating revenues:	
Sales/charges for services	\$ 5,329,738
Total operating revenues	<u>5,329,738</u>
 Operating expenses:	
Purchased services	697,460
Claims	<u>5,090,313</u>
Total operating expenses	<u>5,787,773</u>
 Operating loss	 <u>(458,035)</u>
 Net position at beginning of year	 <u>614,791</u>
 Net position at end of year	 <u>\$ 156,756</u>

SEE ACCOMPANYING NOTES TO THE BASIC FINANCIAL STATEMENTS

**WEST CARROLLTON CITY SCHOOL DISTRICT
MONTGOMERY COUNTY, OHIO**

STATEMENT OF CASH FLOWS
PROPRIETARY FUND
FOR THE FISCAL YEAR ENDED JUNE 30, 2015

	Governmental Activities - Internal Service Fund
Cash flows from operating activities:	
Cash received from sales/charges for services	\$ 5,329,738
Cash payments for purchased services	(697,460)
Cash payments for claims	<u>(5,152,139)</u>
Net cash used in operating activities	(519,861)
Cash and cash equivalents at beginning of year . . .	<u>1,364,265</u>
Cash and cash equivalents at end of year	<u><u>\$ 844,404</u></u>
Reconciliation of operating loss to net cash used in operating activities:	
Operating loss	\$ (458,035)
Changes in assets and liabilities:	
Increase in accounts payable	2,022
Decrease in claims payable	<u>(63,848)</u>
Net cash used in operating activities	<u><u>\$ (519,861)</u></u>

SEE ACCOMPANYING NOTES TO THE BASIC FINANCIAL STATEMENTS

**WEST CARROLLTON CITY SCHOOL DISTRICT
MONTGOMERY COUNTY, OHIO**

STATEMENT OF FIDUCIARY NET POSITION
FIDUCIARY FUNDS
JUNE 30, 2015

	Private-Purpose Trust	
	Scholarship	Agency
Assets:		
Equity in pooled cash and investments	\$ 71,971	\$ 27,872
Total assets.	71,971	\$ 27,872
Liabilities:		
Due to students.	-	\$ 27,872
Total liabilities	-	\$ 27,872
Net position:		
Held in trust for scholarships	71,971	
Total net position.	\$ 71,971	

SEE ACCOMPANYING NOTES TO THE BASIC FINANCIAL STATEMENTS

**WEST CARROLLTON CITY SCHOOL DISTRICT
MONTGOMERY COUNTY, OHIO**

STATEMENT OF CHANGES IN FIDUCIARY NET POSITION
FIDUCIARY FUNDS
FOR THE FISCAL YEAR ENDED JUNE 30, 2015

	Private-Purpose Trust
	Scholarship
Additions:	
Interest	\$ 21
Total additions.	21
Change in net position	21
Net position at beginning of year.	71,950
Net position at end of year	\$ 71,971

SEE ACCOMPANYING NOTES TO THE BASIC FINANCIAL STATEMENTS

**WEST CARROLLTON CITY SCHOOL DISTRICT
MONTGOMERY COUNTY, OHIO**

**NOTES TO THE BASIC FINANCIAL STATEMENTS
FOR THE FISCAL YEAR ENDED JUNE 30, 2015**

NOTE 1 - DESCRIPTION OF THE SCHOOL DISTRICT

The West Carrollton City School District (the "District") is a political body incorporated and established for the purpose of exercising the rights and privileges conveyed to it by the constitution and laws of the State of Ohio. The District is a city district as defined by Ohio Revised Code Section 3311.02. The District operates under an elected Board of Education and is responsible for the provision of public education to residents of the District.

The District employs 205 non-certified and 306 certified employees to provide services to 3,878 students in grades K through 12 and various community groups.

NOTE 2 - SUMMARY OF SIGNIFICANT ACCOUNTING POLICIES

The basic financial statements of the District have been prepared in conformity with accounting principles generally accepted in the United States of America (GAAP) as applied to governmental units. The Governmental Accounting Standards Board (GASB) is the accepted standard-setting body for establishing governmental accounting and financial reporting principles. The District's significant accounting policies are described below.

A. Reporting Entity

The reporting entity has been defined in accordance with GASB Statement No. 14, "The Financial Reporting Entity" as amended by GASB Statement No. 39, "Determining Whether Certain Organizations Are Component Units" and GASB Statement No. 61, "The Financial Reporting Entity: Omnibus an Amendment of GASB Statements No. 14 and No. 34". The reporting entity is composed of the primary government and component units. The primary government consists of all funds, departments, boards and agencies that are not legally separate from the District. For the District, this includes general operations, food service, and student related activities of the District.

Component units are legally separate organizations for which the District is financially accountable. The District is financially accountable for an organization if the District appoints a voting majority of the organization's Governing Board and (1) the District is able to significantly influence the programs or services performed or provided by the organization; or (2) the District is legally entitled to or can otherwise access the organization's resources; or (3) the District is legally obligated or has otherwise assumed the responsibility to finance the deficits of, or provide financial support to, the organization; or (4) the District is obligated for the debt of the organization. Component units may also include organizations that are fiscally dependent on the District in that the District approves the budget, the issuance of debt or the levying of taxes. Certain organizations are also included as component units if the nature and significance of the relationship between the primary government and the organization is such that exclusion by the primary government would render the primary government's financial statements incomplete or misleading. Based upon the application of these criteria, the District has one component unit.

**WEST CARROLLTON CITY SCHOOL DISTRICT
MONTGOMERY COUNTY, OHIO**

NOTES TO THE BASIC FINANCIAL STATEMENTS
FOR THE FISCAL YEAR ENDED JUNE 30, 2015

NOTE 2 - SUMMARY OF SIGNIFICANT ACCOUNTING POLICIES - (Continued)

DISCRETELY PRESENTED COMPONENT UNIT

West Carrollton Secondary Academy

The West Carrollton Secondary Academy (the "Academy") is a non-profit 501(c)(3) corporation established pursuant to Ohio Revised Code Chapters 3314 and 3314.03 to establish a conversion school in West Carrollton City School District addressing the needs of students aged sixteen to twenty-two in grades eleven through twelfth. The Academy is designed for at-risk students who have previously dropped out of high school or who are at risk of dropping out. The curriculum and instruction are tied to the state standards, with the goal of identifying current levels of academic achievement and moving forward from this point. The Academy operates under the direction of a three-member Board of Directors of which the District appoints a voting majority. The District is able to impose its will upon the Academy and the Academy has no employees and utilizes contracted District employees to provide services. The financial activity of the Academy is not material to the District and therefor is not reported on the District's financial statements. Separately issued financial statements for the Academy can be obtained from the Treasurer of the Academy, Ryan Slone at 430 E. Pease Ave., West Carrollton, Ohio 45449.

The following organizations are described due to their relationship to the District:

JOINTLY GOVERNED ORGANIZATIONS

Miami Valley Career Technology Center

The Miami Valley Career Technology Center is a separate body politic and corporate, established by the Ohio Revised Code (ORC) to provide for the vocational and special education needs of its students. The Board of Education is comprised of 17 members elected from the 27 participating school districts. The school accepts non-tuition students from the District as a member school, however, it is considered to be a separate political subdivision and not part of the District. Financial information is available from Debbie Gossett, Treasurer, at 6800 Hoke Road, Clayton, Ohio 45315.

Southwestern Ohio Educational Purchasing Council (SOEPC)

SOEPC is a purchasing cooperative made up of over 130 school districts in 18 counties. The purpose of the cooperative is to obtain lower prices for supplies and materials commonly used by the member districts. The members are obligated to pay all fees, charges and assessments as established by SOEPC. Each member district has one voting representative. Title to any and all equipment and supplies purchased by SOEPC is held in trust for the member districts by the fiscal agent. Any district withdrawing from SOEPC shall forfeit its claim to any and all SOEPC assets. One year of prior notice is necessary for withdrawal from the group. During this time, the withdrawing member is liable for all member obligations. Payments to SOEPC are made from the District's general fund. During fiscal year 2015, the District paid \$3,653 to SOEPC. Financial information is available from SOEPC by contacting Ken Swink, Director, at 303 Corporate Center Dr., Suite 208, Vandalia, Ohio 45377.

**WEST CARROLLTON CITY SCHOOL DISTRICT
MONTGOMERY COUNTY, OHIO**

NOTES TO THE BASIC FINANCIAL STATEMENTS
FOR THE FISCAL YEAR ENDED JUNE 30, 2015

NOTE 2 - SUMMARY OF SIGNIFICANT ACCOUNTING POLICIES - (Continued)

Metropolitan Dayton Educational Cooperative Association (MDECA)

The District is a participant in MDECA, which is a computer consortium of 34 public school districts within the boundaries of Darke, Greene, Miami and Montgomery Counties. The organization was formed for the purpose of applying modern technology (with the aid of computers and other electronic equipment) to administrative and instructional functions among member school districts. The governing board of MDECA consists of seven Superintendents of member Districts, with six of the Superintendents elected by majority vote of all member Districts except Montgomery County Educational Service Center. The seventh Superintendent is from the Montgomery County Educational Service Center. The District pays MDECA an enrollment based fee for services provided during the year. During fiscal year 2015, the District paid \$1,772 to MDECA. Financial information is available from Dean A. Reineke, Executive Director, at 225 Linwood Street, Dayton, Ohio 45405.

B. Fund Accounting

The District uses funds to maintain its financial records during the year. A fund is defined as a fiscal and accounting entity with a self balancing set of accounts. There are three categories of funds: governmental, proprietary and fiduciary.

GOVERNMENTAL FUNDS

Governmental funds are those through which most governmental functions typically are financed. Governmental fund reporting focuses on the sources, uses and balances of current financial resources. Expendable assets are assigned to the various governmental funds according to the purposes for which they may or must be used. Current liabilities are assigned to the fund from which they will be paid. The difference between governmental fund assets plus deferred outflows of resources and liabilities plus deferred inflows of resources is reported as fund balance. The following is the District's only major governmental fund:

General fund -The general fund is used to account for and report all financial resources not accounted for and reported in another fund. The general fund balance is available for any purpose provided it is expended or transferred according to the general laws of Ohio.

Other governmental funds of the District are used to account for (a) financial resources that are restricted, committed, or assigned to expenditures for capital outlays including the acquisition or construction of capital facilities and other capital assets, and (b) specific revenue sources that are restricted or committed to an expenditure for specified purposes other than debt service or capital projects.

PROPRIETARY FUND

Proprietary funds are used to account for the District's ongoing activities which are similar to those often found in the private sector. The District has no enterprise funds. The following is a description of the District's internal service fund:

Internal service fund - The internal service fund is used to account for the financing of goods or services provided by one department or agency to other departments or agencies of the District, or to other governments, on a cost-reimbursement basis. The only internal service fund of the District accounts for a self-insurance program which provides medical and dental insurance to employees.

**WEST CARROLLTON CITY SCHOOL DISTRICT
MONTGOMERY COUNTY, OHIO**

NOTES TO THE BASIC FINANCIAL STATEMENTS
FOR THE FISCAL YEAR ENDED JUNE 30, 2015

NOTE 2 - SUMMARY OF SIGNIFICANT ACCOUNTING POLICIES - (Continued)

FIDUCIARY FUNDS

Fiduciary fund reporting focuses on net position and changes in net position. The fiduciary fund category is split into four classifications: pension trust funds, investment trust funds, private-purpose trust funds and agency funds. Trust funds are used to account for assets held by the District under a trust agreement for individuals, private organizations, or other governments and are therefore not available to support the District's own programs. The District's only trust fund is a private-purpose trust which accounts for a scholarship program for students. Agency funds are custodial in nature (assets equal liabilities) and do not involve measurement of results of operations. The District's agency fund accounts for student activities.

C. Basis of Presentation and Measurement Focus

Government-Wide Financial Statements - The statement of net position and the statement of activities display information about the District as a whole. These statements include the financial activities of the primary government except for fiduciary funds. Internal service fund operating activity is eliminated to avoid overstatement of revenues and expenses.

The government-wide statement of activities presents a comparison between direct expenses and program revenues for each function or program of the governmental activities of the District. Direct expenses are those that are specifically associated with a service, program or department and therefore clearly identifiable to a particular function. Program revenues include amounts paid by the recipient of goods or services offered by the program and grants and contributions that are restricted to meeting the operational or capital requirements of a particular program. Revenues not classified as program revenues are presented as general revenues of the District.

The government-wide financial statements are prepared using the economic resources measurement focus. All assets, deferred outflows of resources, liabilities, and deferred inflows of resources associated with the operation of the District are included on the statement of net position.

Fund Financial Statements - Fund financial statements report detailed information about the District. The focus of governmental fund financial statements is on major funds rather than reporting funds by type. Each major fund is presented in a separate column, and all nonmajor funds are aggregated into one column. The internal service fund is presented in a single column on the face of the proprietary fund statements. Fiduciary funds are reported by fund type.

All governmental funds are accounted for using a flow of current financial resources measurement focus. With this measurement focus, only current assets, current deferred outflows of resources, current liabilities and current deferred inflows of resources generally are included on the balance sheet. The statement of revenues, expenditures and changes in fund balances reports on the sources (i.e., revenues and other financing sources) and uses (i.e., expenditures and other financing uses) of current financial resources. This approach differs from the manner in which the governmental activities of the government-wide financial statements are prepared. Governmental fund financial statements, therefore, include a reconciliation with brief explanations to better identify the relationship between the government-wide statements and the statements for governmental funds.

**WEST CARROLLTON CITY SCHOOL DISTRICT
MONTGOMERY COUNTY, OHIO**

NOTES TO THE BASIC FINANCIAL STATEMENTS
FOR THE FISCAL YEAR ENDED JUNE 30, 2015

NOTE 2 - SUMMARY OF SIGNIFICANT ACCOUNTING POLICIES - (Continued)

Like the government-wide statements, the internal service fund is accounted for on a flow of economic resources measurement focus. All assets, deferred outflows of resources, liabilities and deferred inflows of resources associated with the operation of this fund are included on the statement of fund net position. The statement of revenues, expenses and changes in net position presents increases (i.e., revenues) and decreases (i.e., expenses) in net position. The statement of cash flows provides information about how the District finances and meets the cash flow needs of its proprietary activity.

Proprietary funds distinguish operating revenues and expenses from nonoperating items. Operating revenues and expenses generally result from providing services and producing and delivering goods in connection with a proprietary fund's principal ongoing operation. The principal operating revenue of the District's internal service fund is charges for sales and services. Operating expenses for internal service funds include claims and administrative expenses. All revenues and expenses not meeting this definition are reported as nonoperating revenues and expenses.

Agency funds do not report a measurement focus as they do not report operations.

D. Basis of Accounting

Basis of accounting determines when transactions are recorded in the financial records and reported on the financial statements. Government-wide financial statements are prepared using the accrual basis of accounting. Governmental funds use the modified accrual basis of accounting. Proprietary and fiduciary funds also use the accrual basis of accounting.

Revenues - Exchange and Nonexchange Transactions - Revenues resulting from exchange transactions, in which each party gives and receives essentially equal value, are recorded on the accrual basis when the exchange takes place. On a modified accrual basis, revenue is recorded in the fiscal year in which the resources are measurable and become available. Available means that the resources will be collected within the current fiscal year or are expected to be collected soon enough thereafter to be used to pay liabilities of the current fiscal year. For the District, available means expected to be received within sixty days of fiscal year end.

Nonexchange transactions, in which the District receives value without directly giving equal value in return, include property taxes, payment in lieu of taxes, grants, entitlements and donations. On an accrual basis, revenue from property taxes is recognized in the fiscal year for which the taxes are levied (See Note 5). Revenue from grants, entitlements and donations is recognized in the fiscal year in which all eligibility requirements have been satisfied. Eligibility requirements include timing requirements, which specify the year when the resources are required to be used or the fiscal year when use is first permitted, matching requirements, in which the District must provide local resources to be used for a specified purpose, and expenditure requirements, in which the resources are provided to the District on a reimbursement basis. On a modified accrual basis, revenue from nonexchange transactions must also be available before it can be recognized.

Under the modified accrual basis, the following revenue sources are considered to be both measurable and available at fiscal year end; property taxes available as an advance, payment in lieu of taxes, interest, tuition, grants, student fees and rentals.

**WEST CARROLLTON CITY SCHOOL DISTRICT
MONTGOMERY COUNTY, OHIO**

**NOTES TO THE BASIC FINANCIAL STATEMENTS
FOR THE FISCAL YEAR ENDED JUNE 30, 2015**

NOTE 2 - SUMMARY OF SIGNIFICANT ACCOUNTING POLICIES - (Continued)

Deferred Outflows of Resources and Deferred Inflows of Resources - In addition to assets, the government-wide statement of net position will report a separate section for deferred outflows of resources. Deferred outflows of resources, represents a consumption of net position that applies to a future period and will not be recognized as an outflow of resources (expense/expenditure) until then. For the District, deferred outflows of resources have been reported for the following two items related the District's net pension liability: (1) the difference between expected and actual experience of the pension systems, and (2) the District's contributions to the pension systems subsequent to the measurement date.

In addition to liabilities, both the government-wide statement of net position and the governmental fund financial statements report a separate section for deferred inflows of resources. Deferred inflows of resources represent an acquisition of net position that applies to a future period and will not be recognized as an inflow of resources (revenue) until that time. For the District, deferred inflows of resources include property taxes, payments in lieu of taxes and unavailable revenue. Property taxes and payments in lieu of taxes represent amounts for which there is an enforceable legal claim as of June 30, 2015, but which were levied to finance fiscal year 2016 operations. These amounts have been recorded as a deferred inflow of resources on both the government-wide statement of net position and the governmental fund financial statements. Unavailable revenue is reported only on the governmental funds balance sheet, and represents receivables which will not be collected within the available period. For the District unavailable revenue includes, but is not limited to, delinquent property taxes, intergovernmental grants, accrued interest, and miscellaneous revenue. These amounts are deferred and recognized as an inflow of resources in the period the amounts become available.

The District also reports a deferred inflow of resources for the net difference between projected and actual earnings on pension plan investments related to the District's net pension liability. This deferred inflow of resources is only reported on the government-wide statement of net position.

Expenses/Expenditures - On the accrual basis of accounting, expenses are recognized at the time they are incurred. The entitlement value of donated commodities received during the year is reported in the fund financial statements as an expenditure with a like amount reported as intergovernmental revenue.

The measurement focus of governmental fund accounting is on decreases in net financial resources (expenditures) rather than expenses. Expenditures are generally recognized in the accounting period in which the related fund liability is incurred, if measurable. Allocations of cost, such as depreciation and amortization, are not recognized in governmental funds.

E. Budgets

All funds, except agency funds, are legally required to be budgeted and appropriated. Short-term interfund loans are not required to be budgeted since they represent a temporary cash flow resource and are to be repaid. However, the District elected to budget these temporary resources anyway. The major documents prepared are the tax budget, the appropriations resolution and the certificate of estimated resources which are prepared on the budgetary basis of accounting. The tax budget demonstrates a need for existing or increased tax rates. The certificate of estimated resources establishes a limit on the amount that the Board of Education may appropriate. The appropriation resolution is the Board's authorization to spend resources and sets annual limits on expenditures at the level of control selected by the Board. The legal level of control has been established by the Board at the fund level of expenditures. Any budgetary modifications at this level may only be made by resolution of the Board of Education.

**WEST CARROLLTON CITY SCHOOL DISTRICT
MONTGOMERY COUNTY, OHIO**

NOTES TO THE BASIC FINANCIAL STATEMENTS
FOR THE FISCAL YEAR ENDED JUNE 30, 2015

NOTE 2 - SUMMARY OF SIGNIFICANT ACCOUNTING POLICIES - (Continued)

The certificate of estimated resources may be amended during the year if projected increases or decreases in revenue are identified by the District Treasurer. The amounts reported as the original budgeted amounts in the budgetary statements reflect the amounts in the certificate when the original appropriations were adopted. The amounts reported as the final budgeted amounts in the budgetary statement reflect the amounts in the amended certificate that was in effect at the time the final appropriations were passed by the Board of Education.

The appropriation resolution is subject to amendment by the Board throughout the year with the restriction that appropriations may not exceed estimated resources. The amounts reported as the original budgeted amounts reflect the first appropriation for that fund that covered the entire fiscal year, including amounts automatically carried over from prior years. The amounts reported as the final budgeted amounts represent the final appropriation amounts passed by the Board during the year.

At the close of each fiscal year, the unencumbered balance of each appropriation reverts to the respective fund from which it was appropriated and becomes subject to future appropriation. Encumbered appropriations are carried forward to the succeeding fiscal year and are not reappropriated.

F. Cash and Investments

To improve cash management, cash received by the District is pooled. Monies for all funds are maintained in this pool. Individual fund integrity is maintained through the District's records. Each fund's interest in the pool is presented as "equity in pooled cash and investments" on the financial statements.

During fiscal year 2015, investments were limited to Federal National Mortgage Association (FNMA) securities and negotiable certificates of deposit.

Except for nonparticipating investment contracts, investments are reported at fair value which is based on quoted market prices. Nonparticipating investment contracts, such as non-negotiable certificates of deposit, are reported at cost.

Under existing Ohio statute, interest earnings are assigned to the general fund unless the Board of Education has, by resolution, specified funds to receive an allocation of interest earnings. Interest revenue credited to the general fund during fiscal year 2015 amounted to \$114,112 which includes \$22,204 assigned from other District funds.

For purposes of presentation on the statement of net position, investments of the cash management pool and investments with original maturities of three months or less at the time they are purchased by the District are considered to be cash equivalents. Investments with an initial maturity of more than three months are reported as investments.

An analysis of the District's investment account at year end is provided in Note 4.

**WEST CARROLLTON CITY SCHOOL DISTRICT
MONTGOMERY COUNTY, OHIO**

NOTES TO THE BASIC FINANCIAL STATEMENTS
FOR THE FISCAL YEAR ENDED JUNE 30, 2015

NOTE 2 - SUMMARY OF SIGNIFICANT ACCOUNTING POLICIES - (Continued)

G. Inventory

On government-wide and fund financial statements, purchased inventories are presented at the lower of cost or market and donated commodities are presented at their entitlement value. Inventories are recorded on a first-in, first-out basis and are expensed when used. Inventories are accounted for using the consumption method which means that the costs of inventory items are recorded as expenditures in the governmental funds when consumed.

Inventory consists of expendable supplies held for consumption, donated food, purchased food and non-food supplies.

H. Capital Assets

General capital assets are those assets specifically related to governmental activities. These assets result from expenditures in the governmental funds. These assets are reported in the governmental activities column of the government-wide statement of net position, but are not reported in the fund financial statements.

All capital assets are capitalized at cost (or estimated historical cost) and updated for additions and disposals during the year. Donated capital assets are recorded at their fair market values as of the date received. The District maintains a capitalization threshold of \$5,000. The District does not possess any infrastructure. Improvements are capitalized; the costs of normal maintenance and repairs that do not add to the value of the asset or materially extend an asset's life are not.

All reported capital assets except land and construction in progress are depreciated. Improvements are depreciated over the remaining useful lives of the related capital assets. Depreciation is computed using the straight-line method over the following useful lives:

<u>Description</u>	<u>Governmental Activities Estimated Lives</u>
Land improvements	5 - 20
Buildings and improvements	5 - 40
Furniture and equipment	5 - 20
Vehicles	8 - 15

I. Interfund Balances

On fund financial statements, receivables and payables resulting from short-term interfund loans are classified as "interfund loans receivables/payables". These amounts are eliminated in the governmental activities column on the statement of net position. The District had no interfund balances at June 30, 2015.

**WEST CARROLLTON CITY SCHOOL DISTRICT
MONTGOMERY COUNTY, OHIO**

NOTES TO THE BASIC FINANCIAL STATEMENTS
FOR THE FISCAL YEAR ENDED JUNE 30, 2015

NOTE 2 - SUMMARY OF SIGNIFICANT ACCOUNTING POLICIES - (Continued)

J. Compensated Absences

The District reports compensated absences in accordance with the provisions of GASB No. 16, "Accounting for Compensated Absences". Vacation benefits are accrued as a liability as the benefits are earned if the employee's rights to receive compensation are attributable to services already rendered and it is probable that the District will compensate the employees for the benefits through paid time off or some other means. Sick leave benefits are accrued as a liability using the "vesting method". A liability for sick leave is based on the sick leave accumulated at the balance sheet date by those employees who are currently eligible to receive termination (severance) payments, as well as those employees expected to become eligible in the future. For purposes of establishing a liability for this future severance eligibility, all employees at least 50 years of age with at least 10 years of service or 20 years of service at any age were included. The entire compensated absence liability is reported on the government-wide financial statements.

For governmental fund financial statements, compensated absences are recognized as liabilities and expenditures as payments come due each period upon the occurrence of employee resignations and retirements.

K. Accrued Liabilities and Long-Term Obligations

All payables, accrued liabilities and long-term obligations are reported in the government-wide financial statements.

In general, governmental fund payables and accrued liabilities that, once incurred, are paid in a timely manner and in full from current financial resources, are reported as obligations of the funds. However, compensated absences and claims and judgments payable that will be paid from governmental funds are reported as a liability in the fund financial statements only to the extent that they are due for payment during the current year. Bonds are recognized on the fund financial statements when due.

L. Fund Balance

Fund balance is divided into five classifications based primarily on the extent to which the District is bound to observe constraints imposed upon the use of the resources in the governmental funds. The classifications are as follows:

Nonspendable - The nonspendable fund balance classification includes amounts that cannot be spent because they are not in spendable form or legally required to be maintained intact. The "not in spendable form" criterion includes items that are not expected to be converted to cash.

Restricted - Fund balance is reported as restricted when constraints are placed on the use of resources that are either externally imposed by creditors (such as through debt covenants), grantors, contributors, or laws or regulations of other governments, or imposed by law through constitutional provisions or enabling legislation.

**WEST CARROLLTON CITY SCHOOL DISTRICT
MONTGOMERY COUNTY, OHIO**

NOTES TO THE BASIC FINANCIAL STATEMENTS
FOR THE FISCAL YEAR ENDED JUNE 30, 2015

NOTE 2 - SUMMARY OF SIGNIFICANT ACCOUNTING POLICIES - (Continued)

Committed - The committed fund balance classification includes amounts that can be used only for the specific purposes imposed by a formal action (resolution) of the District Board of Education (the highest level of decision making authority). Those committed amounts cannot be used for any other purpose unless the District Board of Education removes or changes the specified use by taking the same type of action (resolution) it employed to previously commit those amounts. Committed fund balance also incorporates contractual obligations to the extent that existing resources in the fund have been specifically committed for use in satisfying those contractual requirements.

Assigned - Amounts in the assigned fund balance classification are intended to be used by the District for specific purposes but do not meet the criteria to be classified as restricted nor committed. In governmental funds other than the general fund, assigned fund balance represents the remaining amount that is not restricted or committed. In the general fund, assigned amounts represent intended uses established by policies of the District Board of Education, which includes giving the Treasurer the authority to constrain monies for intended purposes.

Unassigned - Unassigned fund balance is the residual classification for the general fund and includes all spendable amounts not contained in the other classifications. In other governmental funds, the unassigned classification is only used to report a deficit fund balance resulting from overspending for specific purposes for which amounts had been restricted, committed, or assigned.

The District applies restricted resources first when expenditures are incurred for purposes for which restricted and unrestricted (committed, assigned, and unassigned) fund balance is available. Similarly, within unrestricted fund balance, committed amounts are reduced first followed by assigned, and then unassigned amounts when expenditures are incurred for purposes for which amounts in any of the unrestricted fund balance classifications could be used.

M. Net Position

Net position represents the difference between assets and deferred outflows and liabilities and deferred inflows. The net position component “net investment in capital assets,” consists of capital assets, net of accumulated depreciation, reduced by the outstanding balances of any borrowing used for the acquisition, construction or improvement of those assets. Deferred outflows of resources and deferred inflows of resources that are attributable to the acquisition, construction or improvement of those assets or related debt also should be included in this component of net position. Net position is reported as restricted when there are limitations imposed on its use either through the enabling legislation adopted by the District or through external restrictions imposed by creditors, grantors or laws or regulations of other governments. The amount restricted for other purposes represents amounts restricted for food service operations.

The District applies restricted resources first when an expense is incurred for purposes for which both restricted and unrestricted net position is available.

**WEST CARROLLTON CITY SCHOOL DISTRICT
MONTGOMERY COUNTY, OHIO**

**NOTES TO THE BASIC FINANCIAL STATEMENTS
FOR THE FISCAL YEAR ENDED JUNE 30, 2015**

NOTE 2 - SUMMARY OF SIGNIFICANT ACCOUNTING POLICIES - (Continued)

N. Prepayments

Certain payments to vendors reflect the costs applicable to future accounting periods and are recorded as prepaid items in both government-wide and fund financial statements. These items are reported as assets using the consumption method. A current asset for the prepaid amounts is recorded at the time of the purchase and the expenditure/expense is reported in the year in which services are consumed. At fiscal year end, because prepayments are not available to finance future governmental fund expenditures, the fund balance is nonspendable on the fund financial statements by an amount equal to the carrying value of the asset.

O. Estimates

The preparation of the basic financial statements in conformity with GAAP requires management to make estimates and assumptions that affect the amounts reported in the basic financial statements and accompanying notes. Actual results may differ from those estimates.

P. Interfund Activity

Exchange transactions between funds are reported as revenues in the seller funds and as expenditures/expenses in the purchaser funds. Flows of cash or goods from one fund to another without a requirement for repayment are reported as interfund transfers. Interfund transfers are reported as other financing sources/uses in governmental funds. Repayments from funds responsible for particular expenditures/expenses to the funds that initially paid for them are not presented on the basic financial statements. Interfund activity between governmental funds is eliminated in the statement of activities.

Q. Pensions

For purposes of measuring the net pension liability, deferred outflows of resources and deferred inflows of resources related to pensions, and pension expense, information about the fiduciary net position of the pension plans and additions to/deductions from their fiduciary net position have been determined on the same basis as they are reported by the pension systems. For this purpose, benefit payments (including refunds of employee contributions) are recognized when due and payable in accordance with the benefit terms. The pension systems report investments at fair value.

R. Extraordinary and Special Items

Extraordinary items are transactions or events that are both unusual in nature and infrequent in occurrence. Special items are transactions or events that are within the control of the Board of Education and that are either unusual in nature or infrequent in occurrence. Neither type of transaction occurred during fiscal year 2015.

**WEST CARROLLTON CITY SCHOOL DISTRICT
MONTGOMERY COUNTY, OHIO**

NOTES TO THE BASIC FINANCIAL STATEMENTS
FOR THE FISCAL YEAR ENDED JUNE 30, 2015

NOTE 3 - ACCOUNTABILITY AND COMPLIANCE

A. Change in Accounting Principles/Restatement of Net Position

For fiscal year 2015, the District has implemented GASB Statement No. 68, "Accounting and Financial Reporting for Pensions - an Amendment of GASB Statement No. 27", GASB Statement No. 69 "Government Combinations and Disposals of Government Operations", and GASB Statement No. 71, "Pension Transition for Contributions Made Subsequent to the Measurement Date - an Amendment of GASB Statement No. 68".

GASB Statement No. 69 establishes accounting and financial reporting standards related to government combinations and disposals of government operations. The Statement improves the decision usefulness of financial reporting by requiring that disclosures be made by governments about combination arrangements in which they engage and for disposals of government operations. The implementation of GASB Statement No. 69 did not have an effect on the financial statements of the District.

GASB Statement No. 68 improves the accounting and financial reporting by state and local governments for pensions. It also improves information provided by state and local governmental employers about financial support for pensions that is provided by other entities. The implementation of GASB Statement No. 68 affected the District's pension plan disclosures, as presented in Note 11 to the financial statements, and added required supplementary information which is presented on pages 62 - 68.

GASB Statement No. 71 improves the accounting and financial reporting by addressing an issue in GASB Statement No. 68, concerning transition provisions related to certain pension contributions made to defined benefit pension plans prior to implementation of that Statement by employers and nonemployer contributing entities.

A net position restatement is required in order to implement GASB Statement No 68 and 71. The governmental activities at July 1, 2014 have been restated as follows:

	Governmental Activities
Net position as previously reported	\$ 23,154,980
Deferred outflows - payments subsequent to measurement date	3,249,441
Net pension liability	(64,855,607)
Restated net position at July 1, 2014	\$ (38,451,186)

Other than employer contributions subsequent to the measurement date, the District made no restatement for deferred inflows/outflows of resources as the information needed to generate these restatements was not available. The restatement had no effect on fund balances.

**WEST CARROLLTON CITY SCHOOL DISTRICT
MONTGOMERY COUNTY, OHIO**

NOTES TO THE BASIC FINANCIAL STATEMENTS
FOR THE FISCAL YEAR ENDED JUNE 30, 2015

NOTE 3 - ACCOUNTABILITY AND COMPLIANCE - (Continued)

B. Deficit Fund Balances

Fund balances at June 30, 2015 included the following individual fund deficits:

<u>Nonmajor funds</u>	<u>Deficit</u>
Public school preschool	\$ 1,325
IDEA Part-B	10,301
IDEA Part-B preschool stimulus	1,378
Improving teacher quality	8,889

The general fund is liable for any deficit in this fund and provides transfers when cash is required, not when accruals occur. The deficit fund balance resulted from adjustments for accrued liabilities.

NOTE 4 - DEPOSITS AND INVESTMENTS

State statutes classify monies held by the District into three categories.

Active deposits are public deposits necessary to meet current demands on the treasury. Such monies must be maintained either as cash in the District treasury, in commercial accounts payable or withdrawable on demand, including negotiable order of withdrawal (NOW) accounts, or in money market deposit accounts.

Inactive deposits are public deposits that the Board of Education has identified as not required for use within the current five year period of designation of depositories. Inactive deposits must either be evidenced by certificates of deposit maturing not later than the end of the current period of designation of depositories, or by savings or deposit accounts including, but not limited to, passbook accounts.

Interim deposits are deposits of interim monies. Interim monies are those monies which are not needed for immediate use, but which will be needed before the end of the current period of designation of depositories.

Interim deposits must be evidenced by time certificates of deposit maturing not more than five years from the date of deposit or by savings or deposit accounts including passbook accounts.

Interim monies may be deposited or invested in the following securities:

1. United States Treasury Notes, Bills, Bonds, or any other obligation or security issued by the United States Treasury or any other obligation guaranteed as to principal and interest by the United States;
2. Bonds, notes, debentures, or any other obligations or securities issued by any federal government agency or instrumentality, including, but not limited to, the Federal National Mortgage Association, Federal Home Loan Bank, Federal Farm Credit Bank, Federal Home Loan Mortgage Corporation, Government National Mortgage Association, and Student Loan Marketing Association. All federal agency securities shall be direct issuances of federal government agencies or instrumentalities;
3. Written repurchase agreements in the securities listed above provided that the market value of the securities subject to the repurchase agreement must exceed the principal value of the agreement by at least two percent and be marked to market daily, and that the term of the agreement must not exceed thirty days;

**WEST CARROLLTON CITY SCHOOL DISTRICT
MONTGOMERY COUNTY, OHIO**

NOTES TO THE BASIC FINANCIAL STATEMENTS
FOR THE FISCAL YEAR ENDED JUNE 30, 2015

NOTE 4 - DEPOSITS AND INVESTMENTS - (Continued)

4. Bonds and other obligations of the State of Ohio;
5. No-load money market mutual funds consisting exclusively of obligations described in items (1) and (2) above and repurchase agreements secured by such obligations, provided that investments in securities described in this division are made only through eligible institutions;
6. The State Treasury Asset Reserve of Ohio (STAR Ohio);
7. Certain banker's acceptance and commercial paper notes for a period not to exceed one hundred eighty days from the purchase date in an amount not to exceed twenty-five percent of the interim monies available for investment at any one time; and,
8. Under limited circumstances, corporate debt interests rated in either of the two highest classifications by at least two nationally recognized rating agencies.

Protection of the District's deposits is provided by the Federal Deposit Insurance Corporation (FDIC), by eligible securities pledged by the financial institution as security for repayment, by surety company bonds deposited with the Treasurer by the financial institution or by a single collateral pool established by the financial institution to secure the repayment of all public monies deposited with the institution that are not FDIC insured.

Investments in stripped principal or interest obligations, reverse repurchase agreements and derivatives are prohibited. The issuance of taxable notes for the purpose of arbitrage, the use of leverage and short selling are also prohibited. An investment must mature within five years from the date of purchase unless matched to a specific obligation or debt of the District, and must be purchased with the expectation that it will be held to maturity. Investments may only be made through specified dealers and institutions. Payment for investments may be made only upon delivery of the securities representing the investments to the Treasurer or, if the securities are not represented by a certificate, upon receipt of confirmation of transfer from the custodian.

A. Deposits with Financial Institutions

At June 30, 2015, the carrying amount of all District deposits was \$3,159,623. Based on the criteria described in GASB Statement No. 40, "Deposits and Investment Risk Disclosures", as of June 30, 2015, \$3,423,154 of the District's bank balance of \$3,820,840 was exposed to custodial risk as discussed below, while \$397,686 was covered by the FDIC.

Custodial credit risk is the risk that, in the event of bank failure, the District's deposits may not be returned. All deposits not covered by FDIC are collateralized with eligible securities in amounts equal to at least 105% of the carrying value of the deposits. Such collateral, as permitted by the Ohio Revised Code, is held in single financial institution collateral pools at Federal Reserve Banks, or at member banks of the federal reserve system, in the name of the respective depository bank and pledged as a pool of collateral against all of the public deposits it holds that are not covered by FDIC or as specific collateral held at the Federal Reserve Bank in the name of the District. The District has no deposit policy for custodial credit risk beyond the requirements of State statute. Although the securities were held by the pledging institutions' trust department and all statutory requirements for the deposit of money had been followed, noncompliance with federal requirements could potentially subject the District to a successful claim by the FDIC.

**WEST CARROLLTON CITY SCHOOL DISTRICT
MONTGOMERY COUNTY, OHIO**

NOTES TO THE BASIC FINANCIAL STATEMENTS
FOR THE FISCAL YEAR ENDED JUNE 30, 2015

NOTE 4 - DEPOSITS AND INVESTMENTS - (Continued)

B. Investments

As of June 30, 2015, the District had the following investments and maturities:

<u>Investment type</u>	<u>Fair Value</u>	<u>Investment Maturities</u>				
		<u>6 months or less</u>	<u>7 to 12 months</u>	<u>13 to 18 months</u>	<u>19 to 24 months</u>	<u>Greater than 24 months</u>
FNMA	\$ 3,252,775	\$ 2,008,380	\$ -	\$ -	\$ -	\$ 1,244,395
Negotiable CD's	<u>5,882,597</u>	<u>496,494</u>	<u>-</u>	<u>-</u>	<u>1,752,805</u>	<u>3,633,298</u>
Total	<u>\$ 9,135,372</u>	<u>\$ 2,504,874</u>	<u>\$ -</u>	<u>\$ -</u>	<u>\$ 1,752,805</u>	<u>\$ 4,877,693</u>

The weighted average maturity of investments is 1.75 years.

Interest Rate Risk: As a means of limiting its exposure to fair value losses arising from rising interest rates and according to State law, the District's investment policy limits investment portfolio maturities to five years or less.

Credit Risk: The District's investments, with the exception of the negotiable CD's, were rated AA+ and AAA by Standard & Poor's and Moody's Investor Services, respectively.

Custodial Credit Risk: For an investment, custodial credit risk is the risk that, in the event of the failure of the counterparty, the District will not be able to recover the value of its investments or collateral securities that are in the possession of an outside party. The negotiable CD's are fully insured by the FDIC. The federal agency securities are exposed to custodial credit risk in that they are uninsured, unregistered and held by the counterparty's trust department or agent, but not in the District's name. The District has no investment policy dealing with investment custodial risk beyond the requirement in State statute that prohibits payment for investments prior to the delivery of the securities representing such investments to the Treasurer or qualified trustee.

Concentration of Credit Risk: The District places no limit on the amount that may be invested in any one issuer. The following table includes the percentage of each investment type held by the District at June 30, 2015:

<u>Investment type</u>	<u>Fair Value</u>	<u>% to Total</u>
FNMA	\$ 3,252,775	35.61
Negotiable CD's	<u>5,882,597</u>	<u>64.39</u>
Total	<u>\$ 9,135,372</u>	<u>100.00</u>

**WEST CARROLLTON CITY SCHOOL DISTRICT
MONTGOMERY COUNTY, OHIO**

NOTES TO THE BASIC FINANCIAL STATEMENTS
FOR THE FISCAL YEAR ENDED JUNE 30, 2015

NOTE 4 - DEPOSITS AND INVESTMENTS - (Continued)

C. Reconciliation of Cash and Investments to the Statement of Net Position

The following is a reconciliation of cash and cash equivalents as reported in the note above to cash and cash equivalents as reported on the statement of net position as of June 30, 2015:

<u>Cash and investments per note</u>	
Carrying amount of deposits	\$ 3,159,623
Investments	<u>9,135,372</u>
Total	<u>\$ 12,294,995</u>
 <u>Cash and investments per statement of net position</u>	
Governmental activities	\$ 12,195,152
Private-purpose trust funds	71,971
Agency fund	<u>27,872</u>
Total	<u>\$ 12,294,995</u>

NOTE 5 - PROPERTY TAXES

Property taxes are levied and assessed on a calendar year basis while the District fiscal year runs from July through June. First half tax collections are received by the District in the second half of the fiscal year. Second half tax distributions occur in the first half of the following fiscal year.

Property taxes include amounts levied against all real property and public utility property. Real property tax revenues received in calendar year 2015 represent the collection of calendar year 2014 taxes. Real property taxes received in calendar year 2015 were levied after April 1, 2014, on the assessed values as of January 1, 2014, the lien date. Assessed values for real property taxes are established by State statute at 35 percent of appraised market value. Real property taxes are payable annually or semiannually. If paid annually, payment is due December 31; if paid semiannually, the first payment is due December 31, with the remainder payable by June 20. Under certain circumstances, State statute permits alternate payment dates to be established. Public utility property tax revenues received in calendar year 2015 represent the collection of calendar year 2014 taxes. Public utility real and personal property taxes received in calendar year 2015 became a lien on December 31, 2013, were levied after April 1, 2014, and are collected with real property taxes. Public utility real property is assessed at 35 percent of true value; public utility tangible personal property is currently assessed at varying percentages of true value.

The District receives property taxes from Montgomery County. The County Auditor periodically advances to the District its portion of the taxes collected. Second-half real property tax payments collected by the County by June 30, 2015, are available to finance fiscal year 2015 operations. The amount available as an advance at June 30, 2015 was \$923,135 in the general fund and \$41,210 in the permanent improvement fund (a nonmajor governmental fund). This amount is recorded as revenue. The amount available for advance at June 30, 2014 was \$830,472 in the general fund and \$35,898 in the permanent improvement fund (a nonmajor governmental fund). The amount of second-half real property taxes available for advance at fiscal year-end can vary based on the date the tax bills are sent.

**WEST CARROLLTON CITY SCHOOL DISTRICT
MONTGOMERY COUNTY, OHIO**

NOTES TO THE BASIC FINANCIAL STATEMENTS
FOR THE FISCAL YEAR ENDED JUNE 30, 2015

NOTE 5 - PROPERTY TAXES - (Continued)

Accrued property taxes receivable includes real property, public utility property and delinquent tangible personal property taxes which are measurable as of June 30, 2015 and for which there is an enforceable legal claim. Although total property tax collections for the next fiscal year are measurable, only the amount of real property taxes available as an advance at June 30 was levied to finance current fiscal year operations and is reported as revenue at fiscal year-end. The portion of the receivable not levied to finance current fiscal year operations is offset by a credit to deferred inflows.

On the accrual basis of accounting, collectible delinquent property taxes have been recorded as a receivable and revenue, while on a modified accrual basis of accounting the revenue has been reported as a deferred inflow.

The assessed values upon which the fiscal year 2015 taxes were collected are:

	2014 Second Half Collections		2015 First Half Collections	
	<u>Amount</u>	<u>Percent</u>	<u>Amount</u>	<u>Percent</u>
Agricultural/residential and other real estate	\$ 389,522,830	97.91	\$ 360,505,420	97.68
Public utility personal	<u>8,306,780</u>	<u>2.09</u>	<u>8,553,870</u>	<u>2.32</u>
Total	<u>\$ 397,829,610</u>	<u>100.00</u>	<u>\$ 369,059,290</u>	<u>100.00</u>
Tax rate per \$1,000 of assessed valuation	\$72.05		\$72.05	

NOTE 6 - RECEIVABLES

Receivables at June 30, 2015 consisted of property taxes, payment in lieu of taxes, accounts (billings for user charged services and student fees), accrued interest and intergovernmental grants and entitlements. All receivables are considered collectible in full due to the ability to foreclose for the nonpayment of taxes, the stable condition of State programs and the current year guarantee of federal funds.

A summary of the principal items of receivables reported on the statement of net position follows:

Governmental activities:	
Property taxes	\$ 17,195,871
Payment in lieu of taxes	126,000
Accounts	30,691
Accrued interest	24,046
Intergovernmental	<u>798,797</u>
Total	<u>\$ 18,175,405</u>

Receivables have been disaggregated on the face of the basic financial statements. All receivables are expected to be collected in the subsequent year.

**WEST CARROLLTON CITY SCHOOL DISTRICT
MONTGOMERY COUNTY, OHIO**

NOTES TO THE BASIC FINANCIAL STATEMENTS
FOR THE FISCAL YEAR ENDED JUNE 30, 2015

NOTE 7 - CAPITAL ASSETS

Capital asset activity for the fiscal year ended June 30, 2015 was as follows:

	<u>Balance</u> <u>06/30/14</u>	<u>Additions</u>	<u>Disposals</u>	<u>Balance</u> <u>06/30/15</u>
Governmental activities:				
<i>Capital assets, not being depreciated:</i>				
Land	\$ 572,938	\$ -	\$ -	\$ 572,938
Construction in progress	<u>135,103</u>	<u>230,764</u>	<u>(206,854)</u>	<u>159,013</u>
Total capital assets, not being depreciated	<u>708,041</u>	<u>230,764</u>	<u>(206,854)</u>	<u>731,951</u>
<i>Capital assets, being depreciated:</i>				
Land improvements	3,893,078	58,365	-	3,951,443
Buildings and improvements	35,304,015	171,628	-	35,475,643
Furniture and equipment	5,949,240	408,323	(13,499)	6,344,064
Vehicles	<u>2,625,647</u>	<u>154,780</u>	<u>(106,484)</u>	<u>2,673,943</u>
Total capital assets, being depreciated	<u>47,771,980</u>	<u>793,096</u>	<u>(119,983)</u>	<u>48,445,093</u>
<i>Less: accumulated depreciation</i>				
Land improvements	(2,577,487)	(93,416)	-	(2,670,903)
Buildings and improvements	(23,303,634)	(1,003,415)	-	(24,307,049)
Furniture and equipment	(4,754,857)	(169,086)	12,386	(4,911,557)
Vehicles	<u>(2,092,960)</u>	<u>(137,663)</u>	<u>106,484</u>	<u>(2,124,139)</u>
Total accumulated depreciation	<u>(32,728,938)</u>	<u>(1,403,580)</u>	<u>118,870</u>	<u>(34,013,648)</u>
Governmental activities capital assets, net	<u>\$ 15,751,083</u>	<u>\$ (379,720)</u>	<u>\$ (207,967)</u>	<u>\$ 15,163,396</u>

**WEST CARROLLTON CITY SCHOOL DISTRICT
MONTGOMERY COUNTY, OHIO**

NOTES TO THE BASIC FINANCIAL STATEMENTS
FOR THE FISCAL YEAR ENDED JUNE 30, 2015

NOTE 7 - CAPITAL ASSETS - (Continued)

Depreciation expense was charged to governmental functions as follows:

<u>Instruction:</u>	
Regular	\$ 434,039
Special	25,557
Vocational	1,202
Other	10,510
 <u>Support services:</u>	
Pupil	12,976
Instructional staff	13,486
Board of education	172
Administration	15,888
Fiscal	4,063
Business	2,679
Operations and maintenance	56,199
Pupil transportation	482,911
Central	1,071
Operation of non-instructional services	501
Extracurricular activities	251,114
Food service operations	<u>91,212</u>
 Total depreciation expense	 <u><u>\$ 1,403,580</u></u>

NOTE 8 - LONG-TERM OBLIGATIONS

A. During the fiscal year 2015, the following activity occurred in governmental activities long-term obligations. The long-term obligations at June 30, 2014 have been restated as described in Note 3.A.

	<u>Issued</u>	<u>Due</u>	<u>Interest Rate</u>	<u>Restated Balance 06/30/14</u>	<u>Increase</u>	<u>Decrease</u>	<u>Balance 06/30/15</u>	<u>Amount Due in One Year</u>
Qualified school construction bonds	2010	2025	5.25%	\$ 1,540,000	\$ -	\$ (140,000)	\$ 1,400,000	\$ 140,000
Net pension liability				64,855,607	-	(10,263,755)	54,591,852	-
Compensated absences				<u>1,480,113</u>	<u>408,242</u>	<u>(448,513)</u>	<u>1,439,842</u>	<u>475,022</u>
Total governmental activities				<u>\$ 67,875,720</u>	<u>\$ 408,242</u>	<u>\$ (10,852,268)</u>	<u>\$ 57,431,694</u>	<u>\$ 615,022</u>

Qualified School Construction Bonds - Series 2010

On May 28, 2010, the District issued \$2,100,000 of Qualified School Construction Bonds (QSCBs) to finance building construction and improvements. This issue is comprised of current interest term bonds, par value \$2,100,000.

**WEST CARROLLTON CITY SCHOOL DISTRICT
MONTGOMERY COUNTY, OHIO**

NOTES TO THE BASIC FINANCIAL STATEMENTS
FOR THE FISCAL YEAR ENDED JUNE 30, 2015

NOTE 8 - LONG-TERM OBLIGATIONS - (Continued)

These bonds are general obligations of the District for which the full faith and credit of the District is pledged for repayment. Accordingly, such unmatured obligations of the District are accounted for on the statement of net position. Payments of interest relating to this bond are recorded as expenditures in the general fund.

Interest payments on the current interest bonds are due on April 1 and October 1 of each year. The final maturity stated in the issues is October 1, 2024.

For QSCBs, the District receives a direct payment subsidy from the United States Treasury equal to 100% of the lesser of the interest payments on the bonds or the federal tax credits that would otherwise have been available to the holders of the bonds. The District recorded this subsidy from the federal government in the amount of \$77,175 in the general fund.

Compensated Absences

Compensated absences will be paid out of the fund from which the employee is paid, which, for the District is primarily the general fund.

Principal and interest requirements for the qualified school construction bonds outstanding at June 30, 2015, are as follows:

Fiscal Year Ending June 30,	<u>Qualified School Construction Bonds</u>		
	<u>Principal</u>	<u>Interest</u>	<u>Total</u>
2016	\$ 140,000	\$ 69,825	\$ 209,825
2017	140,000	62,475	202,475
2018	140,000	55,125	195,125
2019	140,000	47,775	187,775
2020	140,000	40,425	180,425
2021 - 2025	<u>700,000</u>	<u>91,875</u>	<u>791,875</u>
Total	<u>\$ 1,400,000</u>	<u>\$ 367,500</u>	<u>\$ 1,767,500</u>

B. Legal Debt Margin

The Ohio Revised Code provides that voted net general obligation debt of the District shall never exceed 9% of the total assessed valuation of the District. The code further provides that unvoted indebtedness shall not exceed 1/10 of 1% of the property valuation of the District. The code additionally states that unvoted indebtedness related to energy conservation debt shall not exceed 9/10 of 1% of the property valuation of the District. The assessed valuation used in determining the District's legal debt margin has been modified by House Bill 530 which became effective March 30, 2006. In accordance with House Bill 530, the assessed valuation used in the District's legal debt margin calculation excluded tangible personal property used in business, telephone or telegraph property, interexchange telecommunications company property, and personal property owned or leased by a railroad company and used in railroad operations. The effects of these debt limitations at June 30, 2015, are a voted debt margin of \$31,815,336 and an unvoted debt margin of \$369,059.

**WEST CARROLLTON CITY SCHOOL DISTRICT
MONTGOMERY COUNTY, OHIO**

**NOTES TO THE BASIC FINANCIAL STATEMENTS
FOR THE FISCAL YEAR ENDED JUNE 30, 2015**

NOTE 9 - OTHER EMPLOYEE BENEFITS

A. Compensated Absences

The criteria for determining vacation and sick leave components are derived from negotiated agreements and State laws. Classified employees earn ten to twenty days of vacation per fiscal year, depending upon length of service. Accumulated, unused vacation time is paid to classified employees and administrators upon termination of employment.

Teachers, administrators and classified employees earn sick leave at the rate of one and one-fourth days per month. Sick leave may be accumulated to a maximum of 335 days for classified personnel and 435 days for certificated personnel. Upon retirement, payment is made for one-fourth of accrued, but unused, sick leave for the first 120 days of accrued but unused sick leave. In addition, an employee is entitled to one-fourth of accrued but unused sick leave in excess of 200 days up to a maximum of 435 days for certified employees and 335 days for classified employees. Certain provisions allow for an employee to receive one-fourth of accrued but unused sick leave between 121 days and 200 days based upon meeting certain years of service requirements.

The District provides a retirement incentive for State Teacher's Retirement System of Ohio (STRS Ohio) employees who have been continuously employed in the District for at least 10 years and who has 31 years of service credit to apply toward pension calculation under STRS Ohio or a teacher who has 25 or 26 years of service and is 55 years of age and otherwise eligible to retire under the rules of the STRS Ohio shall be qualified to receive, in addition to and separate from the severance pay provisions above. Employees who enroll in the early retirement incentive plan must submit written notification to the Board on or before the February 1 of the year of retirement. The one time cash payment of \$10,000 shall be made within the calendar year of the retirement date. Five employees took advantage of the early retirement incentive in fiscal year 2015. These one-time cash payments will be made in fiscal year 2016. A liability for the retirement incentive payments has been recorded in the fund financial statements and the statement of net position as component of "compensated absences payable".

B. Insurance Benefits

The District provides life insurance and accidental death and dismemberment insurance to all employees through Sun Life Assurance Company.

NOTE 10 - RISK MANAGEMENT

A. Comprehensive

The District maintains comprehensive insurance coverage with private carriers for real property, building contents and vehicles. Vehicles policies include liability coverage for bodily injury and property damage. Real property and contents are 90% coinsured.

Settled claims resulting from these risks have not exceeded commercial insurance coverage in any of the past three fiscal years. There has been no significant reduction in amounts of insurance coverage from fiscal year 2014.

**WEST CARROLLTON CITY SCHOOL DISTRICT
MONTGOMERY COUNTY, OHIO**

NOTES TO THE BASIC FINANCIAL STATEMENTS
FOR THE FISCAL YEAR ENDED JUNE 30, 2015

NOTE 10 - RISK MANAGEMENT - (Continued)

B. Workers' Compensation

Beginning January 1, 2014, the District participated in the Ohio School Boards Association Workers' Compensation Group Rating Retrospective Plan (GRRP), an insurance purchasing pool. The intent of the GRP is to achieve the benefit of a reduced premium for the District by virtue of its grouping and representation with other participants in the GRP. The workers' compensation experience of the participating Districts is calculated as on experience and a common premium rate is applied to all Districts in the GRP. Each participant pays its workers' compensation premium to the State based on the rate for the group rather than its individual rate. Total savings are then calculated and each participant's individual performance is compared to the overall savings percentage of the GRP. Participation in the GRP is limited to Districts that can meet the GRP's selection criteria. The firm of CompManagement provides administrative, cost control and actuarial services to the GRP.

C. Employee Health and Dental Benefits

The District offers health insurance to employees through a self-insurance internal service fund. The District maintained its self-insurance program for insurance benefits with Anthem (a third-party administrator). The District has elected to maintain the funds within the District; however, monthly premiums (both employee and employer portions) are paid out of the respective employee funds and paid into the self-insurance fund. The third-party administrator processes the claims which are approved by the District Treasurer. Monies are then transferred to a clearing account and claims are paid.

The claims liability of \$685,626 reported in the internal service fund at June 30, 2015, is based on an estimate provided by the third party administrator and the requirements of GASB Statement No. 10, "Accounting and Financial Reporting for Risk Financing and Related Insurance Issues", as amended by GASB Statement No. 30, "Risk Financing Omnibus", which requires that a liability for unpaid claims costs, including estimates of costs relating to incurred, but not reported claims, be accrued at the estimated ultimate cost of settling the claims.

<u>Fiscal Year</u>	<u>Beginning Balance</u>	<u>Claims Incurred</u>	<u>Claims Payments</u>	<u>Ending Balance</u>
2015	\$ 749,474	\$ 5,090,313	\$ (5,154,161)	\$ 685,626
2014	448,698	4,652,973	(4,352,197)	749,474

NOTE 11 - DEFINED BENEFIT PENSION PLANS

Net Pension Liability

The net pension liability reported on the statement of net position represents a liability to employees for pensions. Pensions are a component of exchange transactions—between an employer and its employees—of salaries and benefits for employee services. Pensions are provided to an employee—on a deferred-payment basis—as part of the total compensation package offered by an employer for employee services each financial period. The obligation to sacrifice resources for pensions is a present obligation because it was created as a result of employment exchanges that already have occurred.

**WEST CARROLLTON CITY SCHOOL DISTRICT
MONTGOMERY COUNTY, OHIO**

NOTES TO THE BASIC FINANCIAL STATEMENTS
FOR THE FISCAL YEAR ENDED JUNE 30, 2015

NOTE 11 - DEFINED BENEFIT PENSION PLANS - (Continued)

The net pension liability represents the District’s proportionate share of each pension plan’s collective actuarial present value of projected benefit payments attributable to past periods of service, net of each pension plan’s fiduciary net position. The net pension liability calculation is dependent on critical long-term variables, including estimated average life expectancies, earnings on investments, cost of living adjustments and others. While these estimates use the best information available, unknowable future events require adjusting this estimate annually.

Ohio Revised Code limits the District’s obligation for this liability to annually required payments. The District cannot control benefit terms or the manner in which pensions are financed; however, the District does receive the benefit of employees’ services in exchange for compensation including pension.

GASB 68 assumes the liability is solely the obligation of the employer, because (1) they benefit from employee services; and (2) State statute requires all funding to come from these employers. All contributions to date have come solely from these employers (which also includes costs paid in the form of withholdings from employees). State statute requires the pension plans to amortize unfunded liabilities within 30 years. If the amortization period exceeds 30 years, each pension plan’s board must propose corrective action to the State legislature. Any resulting legislative change to benefits or funding could significantly affect the net pension liability. Resulting adjustments to the net pension liability would be effective when the changes are legally enforceable.

The proportionate share of each plan’s unfunded benefits is presented as a long-term *net pension liability* on the accrual basis of accounting. Any liability for the contractually-required pension contribution outstanding at the end of the year is included in *pension and postemployment benefits payable* on both the accrual and modified accrual bases of accounting.

Plan Description - School Employees Retirement System (SERS)

Plan Description –District non-teaching employees participate in SERS, a cost-sharing multiple-employer defined benefit pension plan administered by SERS. SERS provides retirement, disability and survivor benefits, annual cost-of-living adjustments, and death benefits to plan members and beneficiaries. Authority to establish and amend benefits is provided by Ohio Revised Code Chapter 3309. SERS issues a publicly available, stand-alone financial report that includes financial statements, required supplementary information and detailed information about SERS’ fiduciary net position. That report can be obtained by visiting the SERS website at www.ohsers.org under Employers/Audit Resources.

Age and service requirements for retirement are as follows:

	Eligible to Retire on or before August 1, 2017 *	Eligible to Retire after August 1, 2017
Full Benefits	Any age with 30 years of service credit	Age 67 with 10 years of service credit; or Age 57 with 30 years of service credit
Actuarially Reduced Benefits	Age 60 with 5 years of service credit Age 55 with 25 years of service credit	Age 62 with 10 years of service credit; or Age 60 with 25 years of service credit

* Members with 25 years of service credit as of August 1, 2017, will be included in this plan.

**WEST CARROLLTON CITY SCHOOL DISTRICT
MONTGOMERY COUNTY, OHIO**

NOTES TO THE BASIC FINANCIAL STATEMENTS
FOR THE FISCAL YEAR ENDED JUNE 30, 2015

NOTE 11 - DEFINED BENEFIT PENSION PLANS - (Continued)

Annual retirement benefits are calculated based on final average salary multiplied by a percentage that varies based on year of service; 2.2 percent for the first thirty years of service and 2.5 percent for years of service credit over 30. Final average salary is the average of the highest three years of salary.

One year after an effective benefit date, a benefit recipient is entitled to a three percent cost-of-living adjustment (COLA). This same COLA is added each year to the base benefit amount on the anniversary date of the benefit.

Funding Policy – Plan members are required to contribute 10 percent of their annual covered salary and the District is required to contribute 14 percent of annual covered payroll. The contribution requirements of plan members and employers are established and may be amended by the SERS' Retirement Board up to statutory maximum amounts of 10 percent for plan members and 14 percent for employers. The Retirement Board, acting with the advice of the actuary, allocates the employer contribution rate among four of the System's funds (Pension Trust Fund, Death Benefit Fund, Medicare B Fund, and Health Care Fund). For the fiscal year ended June 30, 2015, the allocation to pension, death benefits, and Medicare B was 13.18 percent. The remaining 0.82 percent of the 14 percent employer contribution rate was allocated to the Health Care Fund.

The District's contractually required contribution to SERS was \$849,448 for fiscal year 2015. Of this amount \$132,348 is reported as pension and postemployment benefits payable.

Plan Description - State Teachers Retirement System (STRS)

Plan Description – District licensed teachers and other faculty members participate in STRS Ohio, a cost-sharing multiple-employer public employee retirement system administered by STRS. STRS provides retirement and disability benefits to members and death and survivor benefits to beneficiaries. STRS issues a stand-alone financial report that includes financial statements, required supplementary information and detailed information about STRS' fiduciary net position. That report can be obtained by writing to STRS, 275 E. Broad St., Columbus, OH 43215-3771, by calling (888) 227-7877, or by visiting the STRS Web site at www.strsoh.org.

New members have a choice of three retirement plans; a Defined Benefit (DB) Plan, a Defined Contribution (DC) Plan and a Combined Plan. Benefits are established by Ohio Revised Code Chapter 3307. The DB plan offers an annual retirement allowance based on final average salary multiplied by a percentage that varies based on years of service. Effective August 1, 2015, the calculation will be 2.2 percent of final average salary for the five highest years of earnings multiplied by all years of service. With certain exceptions, the basic benefit is increased each year by two percent of the original base benefit. For members retiring August 1, 2013, or later, the first two percent is paid on the fifth anniversary of the retirement benefit. Members are eligible to retire at age 60 with five years of qualifying service credit, or age 55 with 25 years of service, or 30 years of service regardless of age. Age and service requirements for retirement will increase effective August 1, 2015, and will continue to increase periodically until they reach age 60 with 35 years of service or age 65 with five years of service on August 1, 2026.

The DC Plan allows members to place all their member contributions and 9.5 percent of the 14 percent employer contributions into an investment account. Investment allocation decisions are determined by the member. The remaining 4.5 percent of the 14 percent employer rate is allocated to the defined benefit unfunded liability. A member is eligible to receive a retirement benefit at age 50 and termination of employment. The member may elect to receive a lifetime monthly annuity or a lump sum withdrawal.

**WEST CARROLLTON CITY SCHOOL DISTRICT
MONTGOMERY COUNTY, OHIO**

NOTES TO THE BASIC FINANCIAL STATEMENTS
FOR THE FISCAL YEAR ENDED JUNE 30, 2015

NOTE 11 - DEFINED BENEFIT PENSION PLANS - (Continued)

The Combined Plan offers features of both the DB Plan and the DC Plan. In the Combined Plan, member contributions are allocated among investment choices by the member, and employer contributions are used to fund the defined benefit payment at a reduced level from the regular DB Plan. The defined benefit portion of the Combined Plan payment is payable to a member on or after age 60 with five years of services. The defined contribution portion of the account may be taken as a lump sum payment or converted to a lifetime monthly annuity at age 50.

New members who choose the DC plan or Combined Plan will have another opportunity to reselect a permanent plan during their fifth year of membership. Members may remain in the same plan or transfer to another STRS plan. The optional annuitization of a member's defined contribution account or the defined contribution portion of a member's Combined Plan account to a lifetime benefit results in STRS bearing the risk of investment gain or loss on the account. STRS has therefore included all three plan options as one defined benefit plan for GASB 68 reporting purposes.

A DB or Combined Plan member with five or more years of credited service who is determined to be disabled may qualify for a disability benefit. Eligible survivors of members who die before service retirement may qualify for monthly benefits. New members on or after July 1, 2013, must have at least ten years of qualifying service credit that apply for disability benefits. Members in the DC Plan who become disabled are entitled only to their account balance. If a member of the DC Plan dies before retirement benefits begin, the member's designated beneficiary is entitled to receive the member's account balance.

Funding Policy – Employer and member contribution rates are established by the State Teachers Retirement Board and limited by Chapter 3307 of the Ohio Revised Code. The statutory maximum employee contribution rate was increased one percent July 1, 2014, and will be increased one percent each year until it reaches 14 percent on July 1, 2016. For the fiscal year ended June 30, 2015, plan members were required to contribute 12 percent of their annual covered salary. The District was required to contribute 14 percent; the entire 14 percent was the portion used to fund pension obligations. The fiscal year 2015 contribution rates were equal to the statutory maximum rates.

The District's contractually required contribution to STRS was \$2,693,292 for fiscal year 2015. Of this amount, \$473,012 is reported as pension and postemployment benefits payable.

Pension Liabilities, Pension Expense, and Deferred Outflows of Resources and Deferred Inflows of Resources Related to Pensions

The net pension liability was measured as of June 30, 2014, and the total pension liability used to calculate the net pension liability was determined by an actuarial valuation as of that date. The District's proportion of the net pension liability was based on the District's share of contributions to the pension plan relative to the contributions of all participating entities. Following is information related to the proportionate share and pension expense:

	<u>SERS</u>	<u>STRS</u>	<u>Total</u>
Proportionate share of the net pension liability	\$ 10,745,141	\$ 43,846,711	\$ 54,591,852
Proportion of the net pension liability	0.21231500%	0.18026510%	
Pension expense	\$ 627,049	\$ 1,700,839	\$ 2,327,888

**WEST CARROLLTON CITY SCHOOL DISTRICT
MONTGOMERY COUNTY, OHIO**

NOTES TO THE BASIC FINANCIAL STATEMENTS
FOR THE FISCAL YEAR ENDED JUNE 30, 2015

NOTE 11 - DEFINED BENEFIT PENSION PLANS - (Continued)

At June 30, 2015, the District reported deferred outflows of resources and deferred inflows of resources related to pensions from the following sources:

	SERS	STRS	Total
Deferred outflows of resources			
Differences between expected and actual experience	\$ 91,453	\$ 422,120	\$ 513,573
District contributions subsequent to the measurement date	849,448	2,693,292	3,542,740
Total deferred outflows of resources	\$ 940,901	\$ 3,115,412	\$ 4,056,313
Deferred inflows of resources			
Net difference between projected and actual earnings on pension plan investments	\$ 1,743,967	\$ 8,111,808	\$ 9,855,775
Total deferred inflows of resources	\$ 1,743,967	\$ 8,111,808	\$ 9,855,775

\$3,542,740 reported as deferred outflows of resources related to pension resulting from District contributions subsequent to the measurement date will be recognized as a reduction of the net pension liability in the year ending June 30, 2016. Other amounts reported as deferred outflows of resources and deferred inflows of resources related to pension will be recognized in pension expense as follows:

	SERS	STRS	Total
Fiscal Year Ending June 30:			
2016	\$ (413,129)	\$ (1,922,422)	\$ (2,335,551)
2017	(413,129)	(1,922,422)	(2,335,551)
2018	(413,129)	(1,922,422)	(2,335,551)
2019	(413,127)	(1,922,422)	(2,335,549)
Total	\$ (1,652,514)	\$ (7,689,688)	\$ (9,342,202)

Actuarial Assumptions - SERS

SERS' total pension liability was determined by their actuaries in accordance with GASB Statement No. 67, as part of their annual actuarial valuation for each defined benefit retirement plan. Actuarial valuations of an ongoing plan involve estimates of the value of reported amounts (e.g., salaries, credited service) and assumptions about the probability of occurrence of events far into the future (e.g., mortality, disabilities, retirements, employment termination). Actuarially determined amounts are subject to continual review and potential modifications, as actual results are compared with past expectations and new estimates are made about the future.

**WEST CARROLLTON CITY SCHOOL DISTRICT
MONTGOMERY COUNTY, OHIO**

NOTES TO THE BASIC FINANCIAL STATEMENTS
FOR THE FISCAL YEAR ENDED JUNE 30, 2015

NOTE 11 - DEFINED BENEFIT PENSION PLANS - (Continued)

Projections of benefits for financial reporting purposes are based on the substantive plan (the plan as understood by the employers and plan members) and include the types of benefits provided at the time of each valuation and the historical pattern of sharing benefit costs between the employers and plan members to that point. The projection of benefits for financial reporting purposes does not explicitly incorporate the potential effects of legal or contractual funding limitations.

Actuarial calculations reflect a long-term perspective. For a newly hired employee, actuarial calculations will take into account the employee's entire career with the employer and also take into consideration the benefits, if any, paid to the employee after termination of employment until the death of the employee and any applicable contingent annuitant. In many cases actuarial calculations reflect several decades of service with the employer and the payment of benefits after termination.

Key methods and assumptions used in calculating the total pension liability in the latest actuarial valuation, prepared as of June 30, 2014, are presented below:

Wage Inflation	3.25 percent
Future Salary Increases, including inflation	4.00 percent to 22 percent
COLA or Ad Hoc COLA	3 percent
Investment Rate of Return	7.75 percent net of investments expense, including inflation
Actuarial Cost Method	Entry Age Normal

For post-retirement mortality, the table used in evaluating allowances to be paid is the 1994 Group Annuity Mortality Table set back one year for both men and women. Special mortality tables are used for the period after disability retirement.

The most recent experience study was completed June 30, 2010.

The long-term return expectation for the Pension Plan Investments has been determined using a building-block approach and assumes a time horizon, as defined in SERS' *Statement of Investment Policy*. A forecasted rate of inflation serves as the baseline for the return expectation. Various real return premiums over the baseline inflation rate have been established for each asset class. The long-term expected nominal rate of return has been determined by calculating a weighted averaged of the expected real return premiums for each asset class, adding the projected inflation rate, and adding the expected return from rebalancing uncorrelated asset classes. The target allocation and best estimates of arithmetic real rates of return for each major assets class are summarized in the following table:

**WEST CARROLLTON CITY SCHOOL DISTRICT
MONTGOMERY COUNTY, OHIO**

NOTES TO THE BASIC FINANCIAL STATEMENTS
FOR THE FISCAL YEAR ENDED JUNE 30, 2015

NOTE 11 - DEFINED BENEFIT PENSION PLANS - (Continued)

Asset Class	Target Allocation	Long-Term Expected Real Rate of Return
Cash	1.00 %	0.00 %
US Stocks	22.50	5.00
Non-US Stocks	22.50	5.50
Fixed Income	19.00	1.50
Private Equity	10.00	10.00
Real Assets	10.00	5.00
Multi-Asset Strategies	15.00	7.50
Total	<u>100.00 %</u>	

Discount Rate The total pension liability was calculated using the discount rate of 7.75 percent. The projection of cash flows used to determine the discount rate assumed the contributions from employers and from the members would be computed based on contribution requirements as stipulated by State statute. Projected inflows from investment earning were calculated using the long-term assumed investment rate of return (7.75 percent). Based on those assumptions, the plan's fiduciary net position was projected to be available to make all future benefit payments of current plan members. Therefore, the long-term expected rate of return on pension plan investments was applied to all periods of projected benefits to determine the total pension liability.

Sensitivity of the District's Proportionate Share of the Net Pension Liability to Changes in the Discount Rate Net pension liability is sensitive to changes in the discount rate, and to illustrate the potential impact the following table presents the net pension liability calculated using the discount rate of 7.75 percent, as well as what each plan's net pension liability would be if it were calculated using a discount rate that is one percentage point lower (6.75 percent), or one percentage point higher (8.75 percent) than the current rate.

	1% Decrease (6.75%)	Current Discount Rate (7.75%)	1% Increase (8.75%)
District's proportionate share of the net pension liability	\$ 15,330,123	\$ 10,745,141	\$ 6,888,775

Actuarial Assumptions - STRS

The total pension liability in the June 30, 2014, actuarial valuation was determined using the following actuarial assumptions, applied to all periods included in the measurement:

Inflation	2.75 percent
Projected salary increases	2.75 percent at age 70 to 12.25 percent at age 20
Investment Rate of Return	7.75 percent, net of investment expenses
Cost-of-Living Adjustments (COLA)	2 percent simple applied as follows: for members retiring before August 1, 2013, 2 percent per year; for members retiring August 1, 2013, or later, 2 percent COLA paid on fifth anniversary of retirement date.

**WEST CARROLLTON CITY SCHOOL DISTRICT
MONTGOMERY COUNTY, OHIO**

NOTES TO THE BASIC FINANCIAL STATEMENTS
FOR THE FISCAL YEAR ENDED JUNE 30, 2015

NOTE 11 - DEFINED BENEFIT PENSION PLANS - (Continued)

Mortality rates were based on the RP-2000 Combined Mortality Table (Projection 2022—Scale AA) for Males and Females. Males’ ages are set-back two years through age 89 and no set-back for age 90 and above. Females younger than age 80 are set back four years, one year set back from age 80 through 89 and not set back from age 90 and above.

Actuarial assumptions used in the June 30, 2014, valuation are based on the results of an actuarial experience study, effective July 1, 2012.

The 10 year expected real rate of return on pension plan investments was determined by STRS’ investment consultant by developing best estimates of expected future real rates of return for each major asset class. The target allocation and best estimates of geometric real rates of return for each major asset class are summarized as follows:

<u>Asset Class</u>	<u>Target Allocation</u>	<u>Long-Term Expected Real Rate of Return</u>
Domestic Equity	31.00 %	8.00 %
International Equity	26.00	7.85
Alternatives	14.00	8.00
Fixed Income	18.00	3.75
Real Estate	10.00	6.75
Liquidity Reserves	1.00	3.00
Total	<u>100.00 %</u>	

Discount Rate The discount rate used to measure the total pension liability was 7.75 percent as of June 30, 2014. The projection of cash flows used to determine the discount rate assumes member and employer contributions will be made at the statutory contribution rates in accordance with rate increases described above. For this purpose, only employer contributions that are intended to fund benefits of current plan members and their beneficiaries are included. Projected employer contributions that are intended to fund the service costs of future plan members and their beneficiaries, as well as projected contributions from future plan members, are not included. Based on those assumptions, STRS’ fiduciary net position was projected to be available to make all projected future benefit payments to current plan members as of June 30, 2014. Therefore, the long-term expected rate of return on pension plan investments of 7.75 percent was applied to all periods of projected benefit payment to determine the total pension liability as of June 30, 2014.

**WEST CARROLLTON CITY SCHOOL DISTRICT
MONTGOMERY COUNTY, OHIO**

NOTES TO THE BASIC FINANCIAL STATEMENTS
FOR THE FISCAL YEAR ENDED JUNE 30, 2015

NOTE 11 - DEFINED BENEFIT PENSION PLANS - (Continued)

Sensitivity of the District's Proportionate Share of the Net Pension Liability to Changes in the Discount Rate The following table presents the District's proportionate share of the net pension liability calculated using the current period discount rate assumption of 7.75 percent, as well as what the District's proportionate share of the net pension liability would be if it were calculated using a discount rate that is one-percentage-point lower (6.75 percent) or one-percentage-point higher (8.75 percent) than the current rate:

	1% Decrease (6.75%)	Current Discount Rate (7.75%)	1% Increase (8.75%)
District's proportionate share of the net pension liability	\$ 62,771,347	\$ 43,846,711	\$ 27,842,837

NOTE 12 - POSTEMPLOYMENT BENEFITS

A. School Employees Retirement System

Health Care Plan Description - The District contributes to the SERS Health Care Fund, administered by SERS for non-certificated retirees and their beneficiaries. For GASB 45 purposes, this plan is considered a cost-sharing, multiple-employer, defined benefit other postemployment benefit (OPEB) plan. The Health Care Plan includes hospitalization and physicians' fees through several types of plans including HMO's, PPO's, Medicare Advantage, and traditional indemnity plans as well as a prescription drug program. The financial report of the Plan is included in the SERS Comprehensive Annual Financial Report which can be obtained on SERS' website at www.ohsers.org under Employers/Audit Resources.

Access to health care for retirees and beneficiaries is permitted in accordance with Section 3309 of the Ohio Revised Code. The Health Care Fund was established and is administered in accordance with Internal Revenue Code Section 105(e). SERS' Retirement Board reserves the right to change or discontinue any health plan or program. Health care is financed through a combination of employer contributions and retiree premiums, copays and deductibles on covered health care expenses, investment returns, and any funds received as a result of SERS' participation in Medicare programs. Active employee members do not contribute to the Health Care Plan. Retirees and their beneficiaries are required to pay a health care premium that varies depending on the plan selected, the number of qualified years of service, Medicare eligibility and retirement status.

Funding Policy - State statute permits SERS to fund the health care benefits through employer contributions. Each year, after the allocation for statutorily required basic benefits, the Retirement Board allocates the remainder of the employer contribution of 14 percent of covered payroll to the Health Care Fund. For fiscal year 2015, 0.82 percent of covered payroll was allocated to health care. In addition, employers pay a surcharge for employees earning less than an actuarially determined minimum compensation amount, pro-rated according to service credit earned. For fiscal year 2015, this amount was \$20,450. Statutes provide that no employer shall pay a health care surcharge greater than 2 percent of that employer's SERS-covered payroll; nor may SERS collect in aggregate more than 1.5 percent of the total statewide SERS-covered payroll for the health care surcharge. For fiscal year 2015, the District's surcharge obligation was \$111,619.

**WEST CARROLLTON CITY SCHOOL DISTRICT
MONTGOMERY COUNTY, OHIO**

NOTES TO THE BASIC FINANCIAL STATEMENTS
FOR THE FISCAL YEAR ENDED JUNE 30, 2015

NOTE 12 - POSTEMPLOYMENT BENEFITS - (Continued)

The District's contributions for health care for the fiscal years ended June 30, 2015, 2014, and 2013 were \$159,188, \$98,715, and \$99,565, respectively. For fiscal year 2015, 86.07 percent has been contributed, with the balance being reported as pension and postemployment benefits payable. The full amount has been contributed for fiscal years 2014 and 2013.

B. State Teachers Retirement System

Plan Description – The District participates in the cost-sharing multiple-employer defined benefit Health Plan administered by the State Teachers Retirement System of Ohio (STRS) for eligible retirees who participated in the defined benefit or combined pension plans offered by STRS. Ohio law authorizes STRS to offer this plan. Benefits include hospitalization, physicians' fees, prescription drugs and reimbursement of monthly Medicare Part B premiums. The Plan is included in the report of STRS which can be obtained by visiting www.strsoh.org or by calling (888) 227-7877.

Funding Policy – Ohio Revised Code Chapter 3307 authorizes STRS to offer the Plan and gives the Retirement Board authority over how much, if any, of the health care costs will be absorbed by STRS. Active employee members do not contribute to the Health Care Plan. All benefit recipients, for the most recent year, pay a monthly premium. Under Ohio law, funding for post-employment health care may be deducted from employer contributions. For fiscal year 2015, STRS did not allocate any employer contributions to post-employment health care. The District's contributions for health care for the fiscal years ended June 30, 2015, 2014, and 2013 were \$0, \$187,455, and \$177,319 respectively. The full amount has been contributed for fiscal years 2015, 2014 and 2013.

NOTE 13 - BUDGETARY BASIS OF ACCOUNTING

While reporting financial position, results of operations, and changes in fund balance on the basis of generally accepted accounting principles (GAAP), the budgetary basis as provided by law is based upon accounting for certain transactions on a basis of cash receipts and disbursements.

The statement of revenue, expenditures and changes in fund balance - budget and actual (non-GAAP budgetary basis) presented for the general fund is presented on the budgetary basis to provide a meaningful comparison of actual results with the budget. The major differences between the budget basis and the GAAP basis are that:

- (a) Revenues and other financing sources are recorded when received in cash (budget basis) as opposed to when susceptible to accrual (GAAP basis);
- (b) Expenditures and other financing uses are recorded when paid in cash (budget basis) as opposed to when the liability is incurred (GAAP basis);
- (c) In order to determine compliance with Ohio law, and to reserve that portion of the applicable appropriation, total outstanding encumbrances (budget basis) are recorded as the equivalent of an expenditure, as opposed to assigned or committed fund balance for that portion of outstanding encumbrances not already recognized as an account payable (GAAP basis);
- (d) Investments are reported on fair value (GAAP basis) rather than cost (budget basis); and,

**WEST CARROLLTON CITY SCHOOL DISTRICT
MONTGOMERY COUNTY, OHIO**

**NOTES TO THE BASIC FINANCIAL STATEMENTS
FOR THE FISCAL YEAR ENDED JUNE 30, 2015**

NOTE 13 - BUDGETARY BASIS OF ACCOUNTING - (Continued)

- (e) Some funds are included in the general fund (GAAP basis), but have separate legally adopted budgets (budget basis).

The adjustments necessary to convert the results of operations for the year on the budget basis to the GAAP basis for the general fund is as follows:

Net Change in Fund Balance

	<u>General fund</u>
Budget basis	\$ (1,381,838)
Net adjustment for revenue accruals	110,340
Net adjustment for expenditure accruals	(358,244)
Net adjustment for other sources/uses	(291,498)
Funds budgeted elsewhere	17,172
Adjustment for encumbrances	<u>363,869</u>
GAAP basis	<u>\$ (1,540,199)</u>

Certain funds that are legally budgeted in separate special revenue funds are considered part of the general fund on a GAAP basis. This includes the uniform school supplies fund and the public school support fund.

NOTE 14 - CONTINGENCIES

A. Grants

The District receives significant financial assistance from numerous federal, State and local agencies in the form of grants. The disbursement of funds received under these programs generally requires compliance with terms and conditions specified in the grant agreements and are subject to audit by the grantor agencies. Any disallowed claims resulting from such audits could become a liability of the District. However, in the opinion of management, any such disallowed claims will not have a material effect on the financial position of the District.

B. Litigation

The District is not party to legal proceedings at June 30, 2015.

**WEST CARROLLTON CITY SCHOOL DISTRICT
MONTGOMERY COUNTY, OHIO**

NOTES TO THE BASIC FINANCIAL STATEMENTS
FOR THE FISCAL YEAR ENDED JUNE 30, 2015

NOTE 14 - CONTINGENCIES - (Continued)

C. Foundation Funding

District Foundation funding is based on the annualized full-time equivalent (FTE) enrollment of each student. Effective for the 2014-2015 school year, traditional Districts must comply with minimum hours of instruction, instead of a minimum number of school days each year. The funding formula the Ohio Department of Education (ODE) is legislatively required to follow will continue to adjust as enrollment information is updated by the District, which can extend past the fiscal year-end. As of the date of this report, ODE has not finalized the impact of enrollment adjustments to the June 30, 2015 Foundation funding for the District; therefore, the financial statement impact is not determinable at this time. ODE and management believe this will result in either a receivable to or liability of the District.

NOTE 15 - SET-ASIDES

The District is required by State law to annually set-aside certain general fund revenue amounts, as defined by statutory formula, for the acquisition and construction of capital improvements. Amounts not spent by the end of the fiscal year or offset by similarly restricted resources received during the year must be held in cash at fiscal year-end. This amount must be carried forward to be used for the same purpose in future years. Expenditures exceeding the set-aside requirement may not be carried forward to the next fiscal year.

The following cash-basis information describes the change in the fiscal year-end set-aside amount for capital improvements. Disclosure of this information is required by State statute.

	<u>Capital Improvements</u>
Set-aside balance June 30, 2014	\$ -
Current year set-aside requirement	651,000
Current year qualifying expenditures	(1,018,080)
Current year offsets	<u>(867,844)</u>
Total	<u>\$ (1,234,924)</u>
Balance carried forward to fiscal year 2016	<u>\$ -</u>
Set-aside balance June 30, 2015	<u>\$ -</u>

**WEST CARROLLTON CITY SCHOOL DISTRICT
MONTGOMERY COUNTY, OHIO**

NOTES TO THE BASIC FINANCIAL STATEMENTS
FOR THE FISCAL YEAR ENDED JUNE 30, 2015

NOTE 16 - OTHER COMMITMENTS

The District utilizes encumbrance accounting as part of its budgetary controls. Encumbrances outstanding at year end may be reported as part of restricted, committed, or assigned classifications of fund balance. At year end, the District's commitments for encumbrances in the governmental funds were as follows:

<u>Fund Type</u>	<u>Year-End Encumbrances</u>
General fund	\$ 284,702
Nonmajor governmental fund	<u>312,361</u>
Total	<u>\$ 597,063</u>

**WEST CARROLLTON CITY SCHOOL DISTRICT
MONTGOMERY COUNTY, OHIO**

SCHEDULES OF REQUIRED SUPPLEMENTARY INFORMATION

SCHEDULE OF THE DISTRICT'S PROPORTIONATE SHARE OF
THE NET PENSION LIABILITY
SCHOOL EMPLOYEES RETIREMENT SYSTEM (SERS) OF OHIO

LAST TWO FISCAL YEARS

	2014	2013
District's proportion of the net pension liability	0.21231500%	0.21231500%
District's proportionate share of the net pension liability	\$ 10,745,141	\$ 12,625,692
District's covered-employee payroll	\$ 6,169,452	\$ 5,943,418
District's proportionate share of the net pension liability as a percentage of its covered-employee payroll	174.17%	212.43%
Plan fiduciary net position as a percentage of the total pension liability	71.70%	65.52%

Note: Information prior to fiscal year 2013 was unavailable.

Amounts presented as of the District's measurement date which is the prior fiscal year end.

**WEST CARROLLTON CITY SCHOOL DISTRICT
MONTGOMERY COUNTY, OHIO**

SCHEDULES OF REQUIRED SUPPLEMENTARY INFORMATION

SCHEDULE OF THE DISTRICT'S PROPORTIONATE SHARE OF
THE NET PENSION LIABILITY
STATE TEACHERS RETIREMENT SYSTEM (STRS) OF OHIO

LAST TWO FISCAL YEARS

	<u>2014</u>	<u>2013</u>
District's proportion of the net pension liability	0.18026510%	0.18026510%
District's proportionate share of the net pension liability	\$ 43,846,711	\$ 52,229,915
District's covered-employee payroll	\$ 18,418,115	\$ 17,731,931
District's proportionate share of the net pension liability as a percentage of its covered-employee payroll	238.06%	294.55%
Plan fiduciary net position as a percentage of the total pension liability	74.70%	69.30%

Note: Information prior to fiscal year 2013 was unavailable.

Amounts presented as of the District's measurement date which is the prior fiscal year end.

**WEST CARROLLTON CITY SCHOOL DISTRICT
MONTGOMERY COUNTY, OHIO**

SCHEDULES OF REQUIRED SUPPLEMENTARY INFORMATION

SCHEDULE OF DISTRICT CONTRIBUTIONS
SCHOOL EMPLOYEES RETIREMENT SYSTEM (SERS) OF OHIO

LAST TEN FISCAL YEARS

	<u>2015</u>	<u>2014</u>	<u>2013</u>	<u>2012</u>
Contractually required contribution	\$ 849,448	\$ 855,086	\$ 822,569	\$ 816,350
Contributions in relation to the contractually required contribution	<u>(849,448)</u>	<u>(855,086)</u>	<u>(822,569)</u>	<u>(816,350)</u>
Contribution deficiency (excess)	<u>\$ -</u>	<u>\$ -</u>	<u>\$ -</u>	<u>\$ -</u>
District's covered-employee payroll	\$ 6,444,977	\$ 6,169,452	\$ 5,943,418	\$ 6,069,517
Contributions as a percentage of covered-employee payroll	13.18%	13.86%	13.84%	13.45%

<u>2011</u>	<u>2010</u>	<u>2009</u>	<u>2008</u>	<u>2007</u>	<u>2006</u>
\$ 778,362	\$ 789,062	\$ 557,949	\$ 529,726	\$ 529,426	\$ 569,594
<u>(778,362)</u>	<u>(789,062)</u>	<u>(557,949)</u>	<u>(529,726)</u>	<u>(529,426)</u>	<u>(569,594)</u>
<u>\$ -</u>	<u>\$ -</u>	<u>\$ -</u>	<u>\$ -</u>	<u>\$ -</u>	<u>\$ -</u>
\$ 6,192,220	\$ 5,827,637	\$ 5,670,213	\$ 5,394,358	\$ 4,957,172	\$ 5,383,686
12.57%	13.54%	9.84%	9.82%	10.68%	10.58%

**WEST CARROLLTON CITY SCHOOL DISTRICT
MONTGOMERY COUNTY, OHIO**

SCHEDULES OF REQUIRED SUPPLEMENTARY INFORMATION

SCHEDULE OF DISTRICT CONTRIBUTIONS
STATE TEACHERS RETIREMENT SYSTEM (STRS) OF OHIO

LAST TEN FISCAL YEARS

	<u>2015</u>	<u>2014</u>	<u>2013</u>	<u>2012</u>
Contractually required contribution	\$ 2,693,292	\$ 2,394,355	\$ 2,305,151	\$ 2,423,648
Contributions in relation to the contractually required contribution	<u>(2,693,292)</u>	<u>(2,394,355)</u>	<u>(2,305,151)</u>	<u>(2,423,648)</u>
Contribution deficiency (excess)	<u>\$ -</u>	<u>\$ -</u>	<u>\$ -</u>	<u>\$ -</u>
District's covered-employee payroll	\$ 19,237,800	\$ 18,418,115	\$ 17,731,931	\$ 18,643,446
Contributions as a percentage of covered-employee payroll	14.00%	13.00%	13.00%	13.00%

<u>2011</u>	<u>2010</u>	<u>2009</u>	<u>2008</u>	<u>2007</u>	<u>2006</u>
\$ 2,522,511	\$ 2,315,087	\$ 2,218,510	\$ 2,142,930	\$ 2,059,386	\$ 2,124,330
<u>(2,522,511)</u>	<u>(2,315,087)</u>	<u>(2,218,510)</u>	<u>(2,142,930)</u>	<u>(2,059,386)</u>	<u>(2,124,330)</u>
<u>\$ -</u>	<u>\$ -</u>	<u>\$ -</u>	<u>\$ -</u>	<u>\$ -</u>	<u>\$ -</u>
\$ 19,403,931	\$ 17,808,362	\$ 17,065,462	\$ 16,484,077	\$ 15,841,431	\$ 16,341,000
13.00%	13.00%	13.00%	13.00%	13.00%	13.00%

**WEST CARROLLTON CITY SCHOOL DISTRICT
MONTGOMERY COUNTY, OHIO**

NOTES TO REQUIRED SUPPLEMENTARY INFORMATION
FOR THE FISCAL YEAR ENDED JUNE 30, 2015

SCHOOL EMPLOYEES RETIREMENT SYSTEM (SERS) OF OHIO

Information about factors that significantly affect trends in the amounts reported in the schedules should be presented as notes to the schedule.

Changes in benefit terms : There were no changes in benefit terms from the amounts reported for fiscal year 2014 and 2015.

Changes in assumptions : There were no changes in methods and assumptions used in the calculation of actuarial determined contributions for fiscal year 2014 and 2015. See the notes to the basic financial statements for the methods and assumptions in this calculation.

STATE TEACHERS RETIREMENT SYSTEM (STRS) OF OHIO

Changes in benefit terms : There were no changes in benefit terms from the amounts reported for fiscal year 2014 and 2015.

Changes in assumptions : There were no changes in methods and assumptions used in the calculation of actuarial determined contributions for fiscal year 2014 and 2015. See the notes to the basic financial statements for the methods and assumptions in this calculation.

**WEST CARROLLTON CITY SCHOOL DISTRICT
MONTGOMERY COUNTY**

**FEDERAL AWARDS RECEIPTS AND EXPENDITURES SCHEDULE
FOR THE FISCAL YEAR ENDED JUNE 30, 2015**

Federal Grantor/ Pass Through Grantor Program Title	Grant Year	Federal CFDA Number	Receipts	Non-Cash Receipts	Disbursements	Non-Cash Disbursements
U.S. DEPARTMENT OF AGRICULTURE						
<i>Passed Through Ohio Department of Education:</i>						
Child Nutrition Cluster:						
Non-Cash Assistance (Food Distribution):						
National School Lunch Program	2015	10.555		\$111,697		\$111,697
Cash Assistance:						
School Breakfast Program	2015	10.553	\$458,965		\$458,965	
National School Lunch Program	2015	10.555	1,006,848		1,006,848	
Total Child Nutrition Cluster			1,465,813	111,697	1,465,813	111,697
Total U.S. Department of Agriculture			1,465,813	111,697	1,465,813	111,697
U.S. DEPARTMENT OF EDUCATION						
<i>Passed Through Ohio Department of Education:</i>						
Special Education Cluster:						
Special Education - Grants to States	2015	84.027	628,415		616,033	
	2014	84.027	91,668		97,305	
Total Special Education Grants to States			720,083		713,338	
Special Education - Preschool Grants						
	2015	84.173	28,451		28,003	
	2014	84.173	4,879		5,282	
Total Special Education - Preschool Grants			33,330		33,285	
Total Special Education Cluster			753,413		746,623	
Title I Grants to Local Educational Agencies						
	2015	84.010	943,154		924,162	
	2014	84.010	177,356		196,104	
Total Title I Grants to Local Educational Agencies			1,120,510		1,120,266	
English Language Acquisition State Grants						
	2015	84.365	23,347		22,819	
	2014	84.365	6,457		7,145	
Total English Language Acquisition State Grants			29,804		29,964	
Improving Teacher Quality State Grants						
	2015	84.367	85,102		84,110	
	2014	84.367	9,974		10,772	
Total Improving Teacher Quality State Grants			95,076		94,882	
Total U.S. Department of Education			1,998,803		1,991,735	
Total Federal Assistance			\$3,464,616	\$111,697	\$3,457,548	\$111,697

The accompanying notes to this schedule are an integral part of this schedule.

**WEST CARROLLTON CITY SCHOOL DISTRICT
MONTGOMERY COUNTY**

**NOTES TO THE FEDERAL AWARDS RECEIPTS AND EXPENDITURES SCHEDULE
FOR THE FISCAL YEAR ENDED JUNE 30, 2015**

NOTE A - SIGNIFICANT ACCOUNTING POLICIES

The accompanying Federal Awards Receipts and Expenditures Schedule (the Schedule) reports the West Carrollton City School District's (the District's) federal award programs' receipts and disbursements. The Schedule has been prepared on the cash basis of accounting.

NOTE B - CHILD NUTRITION CLUSTER

The District commingles cash receipts from the U.S. Department of Agriculture with similar State grants. When reporting expenditures on this Schedule, the District assumes it expends federal monies first.

NOTE C – FOOD DONATION PROGRAM

The District reports commodities consumed on the Schedule at the entitlement value. The District allocated donated food commodities to the respective program that benefitted from the use of those donated food commodities.



Dave Yost • Auditor of State

INDEPENDENT AUDITOR'S REPORT ON INTERNAL CONTROL OVER FINANCIAL REPORTING AND ON COMPLIANCE AND OTHER MATTERS REQUIRED BY GOVERNMENT AUDITING STANDARDS

West Carrollton City School District
Montgomery County
430 East Pease Avenue
West Carrollton, Ohio 45449

To the Board of Education:

We have audited, in accordance with auditing standards generally accepted in the United States and the Comptroller General of the United States' *Government Auditing Standards*, the financial statements of the governmental activities, the major fund, and the aggregate remaining fund information of the West Carrollton City School District, Montgomery County, (the District) as of and for the year ended June 30, 2015, and the related notes to the financial statements, which collectively comprise the District's basic financial statements and have issued our report thereon dated March 24, 2016, wherein we noted the District adopted new accounting guidance in Governmental Accounting Standards Board (GASB) Statement No. 68, *Accounting and Financial Reporting for Pensions – an amendment of GASB No. 27* and Statement No. 71, *Pension Transition for Contributions Made Subsequent to the Measurement Date*.

Internal Control Over Financial Reporting

As part of our financial statement audit, we considered the District's internal control over financial reporting (internal control) to determine the audit procedures appropriate in the circumstances to the extent necessary to support our opinion on the financial statements, but not to the extent necessary to opine on the effectiveness of the District's internal control. Accordingly, we have not opined on it.

A *deficiency in internal control* exists when the design or operation of a control does not allow management or employees, when performing their assigned functions, to prevent, or detect and timely correct misstatements. A *material weakness* is a deficiency, or combination of internal control deficiencies resulting in a reasonable possibility that internal control will not prevent or detect and timely correct a material misstatement of the District's financial statements. A *significant deficiency* is a deficiency, or a combination of deficiencies, in internal control that is less severe than a material weakness, yet important enough to merit attention by those charged with governance.

Our consideration of internal control was for the limited purpose described in the first paragraph of this section and was not designed to identify all internal control deficiencies that might be material weaknesses or significant deficiencies. Given these limitations, we did not identify any deficiencies in internal control that we consider material weaknesses. However, unidentified material weaknesses may exist.

Compliance and Other Matters

As part of reasonably assuring whether the District's financial statements are free of material misstatement, we tested its compliance with certain provisions of laws, regulations, contracts, and grant agreements, noncompliance with which could directly and materially affect the determination of financial statement amounts. However, opining on compliance with those provisions was not an objective of our audit and accordingly, we do not express an opinion. The results of our tests disclosed no instances of noncompliance or other matters we must report under *Government Auditing Standards*.

Purpose of this Report

This report only describes the scope of our internal control and compliance testing and our testing results, and does not opine on the effectiveness of the District's internal control or on compliance. This report is an integral part of an audit performed under *Government Auditing Standards* in considering the District's internal control and compliance. Accordingly, this communication is not suitable for any other purpose.



Dave Yost
Auditor of State
Columbus, Ohio

March 24, 2016



Dave Yost • Auditor of State

INDEPENDENT AUDITOR'S REPORT ON COMPLIANCE WITH REQUIREMENTS APPLICABLE TO EACH MAJOR FEDERAL PROGRAM AND ON INTERNAL CONTROL OVER COMPLIANCE REQUIRED BY OMB CIRCULAR A-133

West Carrollton City School District
Montgomery County
430 East Pease Avenue
West Carrollton, Ohio 45449

To the Board of Education:

Report on Compliance for Each Major Federal Program

We have audited the West Carrollton City School District's (the District) compliance with the applicable requirements described in the U.S. Office of Management and Budget (OMB) *Circular A-133, Compliance Supplement* that could directly and materially affect each of the West Carrollton City School District's major federal programs for the year ended June 30, 2015. The *Summary of Auditor's Results* in the accompanying schedule of findings identifies the District's major federal programs.

Management's Responsibility

The District's Management is responsible for complying with the requirements of laws, regulations, contracts, and grants applicable to its federal programs.

Auditor's Responsibility

Our responsibility is to opine on the District's compliance for each of the District's major federal programs based on our audit of the applicable compliance requirements referred to above. Our compliance audit followed auditing standards generally accepted in the United States of America; the standards for financial audits included in the Comptroller General of the United States' *Government Auditing Standards*; and OMB Circular A-133, *Audits of States, Local Governments, and Non-Profit Organizations*. These standards and OMB Circular A-133 require us to plan and perform the audit to reasonably assure whether noncompliance with the applicable compliance requirements referred to above that could directly and materially affect a major federal program occurred. An audit includes examining, on a test basis, evidence about the District's compliance with those requirements and performing such other procedures as we considered necessary in the circumstances.

We believe our audit provides a reasonable basis for our compliance opinion on the District's major programs. However, our audit does not provide a legal determination of the District's compliance.

Opinion on Each Major Federal Program

In our opinion, the West Carrollton City School District complied, in all material respects with the compliance requirements referred to above that could directly and materially affect each of its major federal programs for the year ended June 30, 2015.

Report on Internal Control Over Compliance

The District's management is responsible for establishing and maintaining effective internal control over compliance with the applicable compliance requirements referred to above. In planning and performing our compliance audit, we considered the District's internal control over compliance with the applicable requirements that could directly and materially affect a major federal program, to determine our auditing procedures appropriate for opining on each major federal program's compliance and to test and report on internal control over compliance in accordance with OMB Circular A-133, but not to the extent needed to opine on the effectiveness of internal control over compliance. Accordingly, we have not opined on the effectiveness of the District's internal control over compliance.

A deficiency in internal control over compliance exists when the design or operation of a control over compliance does not allow management or employees, when performing their assigned functions, to prevent, or to timely detect and correct, noncompliance with a federal program's applicable compliance requirement. A *material weakness in internal control over compliance* is a deficiency, or combination of deficiencies, in internal control over compliance, such that there is a reasonable possibility that material noncompliance with a federal program compliance requirement will not be prevented, or timely detected and corrected. A *significant deficiency in internal control over compliance* is a deficiency, or a combination of deficiencies, in internal control over compliance with federal program's applicable compliance requirement that is less severe than a material weakness in internal control over compliance, yet important enough to merit attention by those charged with governance.

Our consideration of internal control over compliance was for the limited purpose described in the first paragraph of this section and would not necessarily identify all deficiencies in internal control over compliance that might be material weaknesses or significant deficiencies. We did not identify any deficiencies in internal control over compliance that we consider to be material weaknesses. However, material weaknesses may exist that have not been identified.

This report only describes the scope of our internal control over compliance tests and the results of this testing based on OMB Circular A-133 requirements. Accordingly, this report is not suitable for any other purpose.



Dave Yost
Auditor of State
Columbus, Ohio

March 24, 2016

**WEST CARROLLTON CITY SCHOOL DISTRICT
MONTGOMERY COUNTY**

**SCHEDULE OF FINDINGS
OMB CIRCULAR A -133 § .505
JUNE 30, 2015**

1. SUMMARY OF AUDITOR'S RESULTS

<i>(d)(1)(i)</i>	Type of Financial Statement Opinion	Unmodified
<i>(d)(1)(ii)</i>	Were there any material control weaknesses reported at the financial statement level (GAGAS)?	No
<i>(d)(1)(ii)</i>	Were there any significant deficiencies in internal control reported at the financial statement level (GAGAS)?	No
<i>(d)(1)(iii)</i>	Was there any reported material noncompliance at the financial statement level (GAGAS)?	No
<i>(d)(1)(iv)</i>	Were there any material internal control weaknesses reported for major federal programs?	No
<i>(d)(1)(iv)</i>	Were there any significant deficiencies in internal control reported for major federal programs?	No
<i>(d)(1)(v)</i>	Type of Major Programs' Compliance Opinion	Unmodified
<i>(d)(1)(vi)</i>	Are there any reportable findings under § .510(a)?	No
<i>(d)(1)(vii)</i>	Major Programs (list):	Child Nutrition Cluster: CFDA #10.553: School Breakfast Program CFDA #10.555: National School Lunch Program Special Education Cluster: CFDA #84.027: Special Education-Grants to States CFDA #84.173: Special Education-Preschool Grants
<i>(d)(1)(viii)</i>	Dollar Threshold: Type A/B Programs	Type A: > \$ 300,000 Type B: all others
<i>(d)(1)(ix)</i>	Low Risk Auditee?	Yes

**2. FINDINGS RELATED TO THE FINANCIAL STATEMENTS
REQUIRED TO BE REPORTED IN ACCORDANCE WITH GAGAS**

None.

3. FINDINGS AND QUESTIONED COSTS FOR FEDERAL AWARDS

None.

This page intentionally left blank.



Dave Yost • Auditor of State

WEST CARROLLTON CITY SCHOOL DISTRICT

MONTGOMERY COUNTY

CLERK'S CERTIFICATION

This is a true and correct copy of the report which is required to be filed in the Office of the Auditor of State pursuant to Section 117.26, Revised Code, and which is filed in Columbus, Ohio.

Susan Babbitt

CLERK OF THE BUREAU

**CERTIFIED
APRIL 5, 2016**