



Dave Yost • Auditor of State

**FIELD LOCAL SCHOOL DISTRICT
PORTAGE COUNTY**

TABLE OF CONTENTS

TITLE	PAGE
Independent Auditor's Report	1
Management's Discussion and Analysis.....	5
Basic Financial Statements:	
Government-Wide Financial Statements:	
Statement of Net Position.....	17
Statement of Activities.....	18
Fund Financial Statements:	
Balance Sheet - Governmental Funds	19
Reconciliation of Total Governmental Fund Balances to Net Position of Governmental Activities.....	20
Statement of Revenues, Expenditures and Changes in Fund Balances Governmental Funds	21
Reconciliation of the Statement of Revenues, Expenditures, and Changes in Fund Balances of Governmental Funds to the Statement of Activities	22
Statement of Revenues, Expenditures and Changes in Fund Balance – Budget (Non-GAAP Basis) and Actual General Fund.....	23
Statement of Fiduciary Net Position Fiduciary Funds	24
Statement of Changes in Fiduciary Net Position Private Purpose Trust Fund.....	25
Notes to the Basic Financial Statements	27
Required Supplementary Information:	
Schedule of the District's Proportionate Share of the Net Pension Liability	66
Schedule of the District's Contributions	68
Schedule of Expenditures of Federal Awards (Prepared by Management)	73
Notes to the Schedule of Expenditures of Federal Awards (Prepared by Management)	74
Independent Auditor's Report on Internal Control Over Financial Reporting and on Compliance and Other Matters Required by <i>Government Auditing Standards</i>	75
Independent Auditor's Report on Compliance with Requirements Applicable to The Major Federal Program and on Internal Control Over Compliance Required by the Uniform Guidance.....	77
Schedule of Findings.....	79

This page intentionally left blank.



Dave Yost • Auditor of State

INDEPENDENT AUDITOR'S REPORT

Field Local School District
Portage County
2900 State Route 43
Mogadore, Ohio 44260

To the Board of Education:

Report on the Financial Statements

We have audited the accompanying financial statements of the governmental activities, each major fund, and the aggregate remaining fund information of Field Local School District, Portage County, Ohio (the District), as of and for the year ended June 30, 2016, and the related notes to the financial statements, which collectively comprise the District's basic financial statements as listed in the table of contents.

Management's Responsibility for the Financial Statements

Management is responsible for preparing and fairly presenting these financial statements in accordance with accounting principles generally accepted in the United States of America; this includes designing, implementing, and maintaining internal control relevant to preparing and fairly presenting financial statements that are free from material misstatement, whether due to fraud or error.

Auditor's Responsibility

Our responsibility is to opine on these financial statements based on our audit. We audited in accordance with auditing standards generally accepted in the United States of America and the financial audit standards in the Comptroller General of the United States' *Government Auditing Standards*. Those standards require us to plan and perform the audit to reasonably assure the financial statements are free from material misstatement.

An audit requires obtaining evidence about financial statement amounts and disclosures. The procedures selected depend on our judgment, including assessing the risks of material financial statement misstatement, whether due to fraud or error. In assessing those risks, we consider internal control relevant to the District's preparation and fair presentation of the financial statements in order to design audit procedures that are appropriate in the circumstances, but not to the extent needed to opine on the effectiveness of the District's internal control. Accordingly, we express no opinion. An audit also includes evaluating the appropriateness of management's accounting policies and the reasonableness of their significant accounting estimates, as well as our evaluation of the overall financial statement presentation.

We believe the audit evidence we obtained is sufficient and appropriate to support our audit opinions.

Opinion

In our opinion, the financial statements referred to above present fairly, in all material respects, the respective financial position of the governmental activities, each major fund, and the aggregate remaining fund information of Field Local School District, Portage County, Ohio, as of June 30, 2016, and the respective changes in financial position thereof and the respective budgetary comparison for the General Fund thereof for the year then ended in accordance with the accounting principles generally accepted in the United States of America.

Other Matters

Required Supplementary Information

Accounting principles generally accepted in the United States of America require this presentation to include *Management's discussion and analysis*, and schedules of net pension liabilities and pension contributions listed in the table of contents, to supplement the basic financial statements. Although this information is not part of the basic financial statements, the Governmental Accounting Standards Board considers it essential for placing the basic financial statements in an appropriate operational, economic, or historical context. We applied certain limited procedures to the required supplementary information in accordance with auditing standards generally accepted in the United States of America, consisting of inquiries of management about the methods of preparing the information and comparing the information for consistency with management's responses to our inquiries, to the basic financial statements, and other knowledge we obtained during our audit of the basic financial statements. We do not opine or provide any assurance on the information because the limited procedures do not provide us with sufficient evidence to opine or provide any other assurance.

Supplementary and Other Information

Our audit was conducted to opine on the District's basic financial statements taken as a whole.

The Schedule of Expenditures of Federal Awards presents additional analysis as required by Title 2 U.S. Code of Federal Regulations (CFR) Part 200, Uniform Administrative Requirements, Cost Principles, and Audit Requirements for Federal Awards and is not a required part of the financial statements.

The schedule is management's responsibility, and derives from and relates directly to the underlying accounting and other records used to prepare the basic financial statements. We subjected the schedule to the auditing procedures we applied to the basic financial statements. We also applied certain additional procedures, including comparing and reconciling the schedule directly to the underlying accounting and other records used to prepare the basic financial statements or to the basic financial statements themselves in accordance with auditing standards generally accepted in the United States of America. In our opinion, this schedule is fairly stated in all material respects in relation to the basic financial statements taken as a whole.

Other Reporting Required by Government Auditing Standards

In accordance with *Government Auditing Standards*, we have also issued our report dated January 25, 2017, on our consideration of the District's internal control over financial reporting and our tests of its compliance with certain provisions of laws, regulations, contracts and grant agreements and other matters. That report describes the scope of our internal control testing over financial reporting and compliance, and the results of that testing, and does not opine on internal control over financial reporting or on compliance. That report is an integral part of an audit performed in accordance with *Government Auditing Standards* in considering the District's internal control over financial reporting and compliance.

A handwritten signature in black ink that reads "Dave Yost". The signature is written in a cursive style with a large, looping initial "D".

Dave Yost
Auditor of State
Columbus, Ohio

January 25, 2017

This page intentionally left blank.

**FIELD LOCAL SCHOOL DISTRICT
PORTAGE COUNTY, OHIO**

MANAGEMENT'S DISCUSSION AND ANALYSIS
FOR THE FISCAL YEAR ENDED JUNE 30, 2016
(UNAUDITED)

The management's discussion and analysis of Field Local School District's (the "District") financial performance provides an overall review of the District's financial activities for the fiscal year ended June 30, 2016. The intent of this discussion and analysis is to look at the District's financial performance as a whole; readers should also review the basic financial statements and notes to the basic financial statements to enhance their understanding of the District's financial performance.

Financial Highlights

Key financial highlights for fiscal year 2016 are as follows:

- The District's net position of governmental activities increased \$3,079,351, which represents a 14.28% increase from 2015.
- General revenues for governmental activities accounted for \$20,233,864 in revenue or 83.22% of all revenues. Program specific revenues in the form of charges for services and sales and operating grants and contributions accounted for \$4,079,293 or 16.78% of total governmental activities revenues of \$24,313,157.
- The District had \$22,271,789 in expenses related to governmental activities; only \$4,079,293 of these expenses was offset by program specific charges for services or grants and contributions. General revenues supporting governmental activities (primarily taxes and unrestricted grants and entitlements) of \$20,233,864 were adequate to provide for these programs.
- The District's major governmental funds are the general fund and the bond retirement fund. The general fund had \$21,915,919 in revenues and special items and \$19,297,703 in expenditures and other financing uses. The general fund's fund balance increased \$2,618,216 from a balance of \$2,414,593 to \$5,032,809.
- The bond retirement fund had \$1,889,386 in revenues and other financing sources and \$1,675,357 in expenditures. The bond retirement fund's fund balance increased \$214,029 from \$1,098,575 to \$1,312,604.

Using the Basic Financial Statements (BFS)

This annual report consists of a series of financial statements and notes to those statements. These statements are organized so the reader can understand the District as a financial whole, an entire operating entity. The statements then proceed to provide an increasingly detailed look at specific financial activities.

The *statement of net position* and *statement of activities* provide information about the activities of the whole District, presenting both an aggregate view of the District's finances and a longer-term view of those finances. Fund financial statements provide the next level of detail. For governmental funds, these statements tell how services were financed in the short-term as well as what remains for future spending. The fund financial statements also look at the District's most significant funds with all other nonmajor funds presented in total in one column. In the case of the District, the general fund and the bond retirement fund are by far the most significant funds, and the only governmental funds reported as major funds.

Reporting the District as a Whole

Statement of Net Position and the Statement of Activities

While this document contains the large number of funds used by the District to provide programs and activities, the view of the District as a whole looks at all financial transactions and asks the question, "How did we do financially during 2016?" The statement of net position and the statement of activities answer this question. These statements include *all assets, deferred outflows of resources, liabilities, deferred inflows of resources, revenues and expenses* using the *accrual basis of accounting* similar to the accounting used by most private-sector companies. This basis of accounting will take into account all of the current year's revenues and expenses regardless of when cash is received or paid.

**FIELD LOCAL SCHOOL DISTRICT
PORTAGE COUNTY, OHIO**

MANAGEMENT'S DISCUSSION AND ANALYSIS
FOR THE FISCAL YEAR ENDED JUNE 30, 2016
(UNAUDITED)

These two statements report the District's *net position* and changes in that position. This change in net position is important because it tells the reader that, for the District as a whole, the *financial position* of the District has improved or diminished. The causes of this change may be the result of many factors, some financial, some not. Non-financial factors include the District's property tax base, current property tax laws in Ohio restricting revenue growth, facility conditions, required educational programs and other factors.

In the statement of net position and statement of activities, the governmental activities include the District's programs and services, including instruction, support services, operation and maintenance of plant, pupil transportation, extracurricular activities, and food service operations.

The District's statement of net position and statement of activities can be found on pages 17-18 of this report.

Reporting the District's Most Significant Funds

Fund Financial Statements

The analysis of the District's major governmental funds begins on page 12. Fund financial statements provide detailed information about the District's major funds. The District uses many funds to account for a multitude of financial transactions. However, these fund financial statements focus on the District's most significant funds. The District's major governmental funds are the general fund and the bond retirement fund.

Governmental Funds

Most of the District's activities are reported in governmental funds, which focus on how money flows into and out of those funds and the balances left at year-end available for spending in future periods. These funds are reported using an accounting method called *modified accrual* accounting, which measures cash and all other *financial assets* that can readily be converted to cash. The governmental fund statements provide a detailed *short-term* view of the District's general governmental operations and the basic services it provides. Governmental fund information helps you determine whether there are more or fewer financial resources that can be spent in the near future to finance educational programs. The relationship (or differences) between governmental *activities* (reported in the statement of net position and the statement of activities) and governmental *funds* are reconciled in the financial statements. The basic governmental fund financial statements can be found on pages 19-23 of this report.

Reporting the District's Fiduciary Responsibilities

The District acts in a trustee capacity as an agent for scholarship programs and student managed activities. These activities are reported in a private- purpose trust fund and agency funds, respectively. The District's fiduciary activities are reported in separate statements of fiduciary net position and changes in fiduciary net position on pages 24-25. These activities are excluded from the District's other financial statements because the assets cannot be utilized by the District to finance its operations.

Notes to the Basic Financial Statements

The notes provide additional information that is essential to a full understanding of the data provided in the government-wide and fund financial statements. These notes to the basic financial statements can be found on pages 27-63.

Required Supplementary Information

In addition to the basic financial statements and accompanying notes, this report also presents certain required supplementary information concerning the District's net pension liability. The required supplementary information can be found on pages 66 through 72 of this report.

**FIELD LOCAL SCHOOL DISTRICT
PORTAGE COUNTY, OHIO**

MANAGEMENT'S DISCUSSION AND ANALYSIS
FOR THE FISCAL YEAR ENDED JUNE 30, 2016
(UNAUDITED)

The District as a Whole

The table below provides a summary of the District's net position at June 30, 2016 and June 30, 2015.

Net Position of Governmental Activities

	<u>2016</u>	<u>2015</u>
<u>Assets</u>		
Current and other assets	\$ 17,380,263	\$ 15,768,433
Capital assets, net	<u>25,238,882</u>	<u>25,859,607</u>
Total assets	<u>42,619,145</u>	<u>41,628,040</u>
<u>Deferred Outflows of Resources</u>		
Unamortized deferred charges on debt refunding	1,131,355	1,201,417
Pension	<u>2,601,114</u>	<u>1,744,547</u>
Total deferred outflows of resources	<u>3,732,469</u>	<u>2,945,964</u>
<u>Liabilities</u>		
Current liabilities	2,172,605	2,285,870
Long-term liabilities:		
Due within one year	1,009,302	1,249,991
Due in more than one year:		
Net pension liability	26,909,480	23,799,086
Other amounts	<u>24,422,024</u>	<u>25,159,914</u>
Total liabilities	<u>54,513,411</u>	<u>52,494,861</u>
<u>Deferred Inflows of Resources</u>		
Property taxes and PILOTs levied for next year	8,448,868	9,329,965
Pensions	<u>1,870,509</u>	<u>4,309,703</u>
Total deferred inflows of resources	<u>10,319,377</u>	<u>13,639,668</u>
<u>Net Position</u>		
Net investment in capital assets	2,499,704	2,087,472
Restricted	1,176,771	1,420,114
Unrestricted (deficit)	<u>(22,157,649)</u>	<u>(25,068,111)</u>
Total net position (deficit)	<u>\$ (18,481,174)</u>	<u>\$ (21,560,525)</u>

During a previous fiscal year, the District adopted Governmental Accounting Standards Board (GASB) Statement 68, "Accounting and Financial Reporting for Pensions—an Amendment of GASB Statement 27," and GASB Statement 71, "Pension Transition for Contributions Made Subsequent to the Measurement Date - and Amendment of GASB Statement No. 68," which significantly revises accounting for pension costs and liabilities. For reasons discussed below, many end users of this financial statement will gain a clearer understanding of the District's actual financial condition by adding deferred inflows related to pension and the net pension liability to the reported net position and subtracting deferred outflows related to pension.

**FIELD LOCAL SCHOOL DISTRICT
PORTAGE COUNTY, OHIO**

MANAGEMENT'S DISCUSSION AND ANALYSIS
FOR THE FISCAL YEAR ENDED JUNE 30, 2016
(UNAUDITED)

GASB standards are national and apply to all government financial reports prepared in accordance with generally accepted accounting principles. When accounting for pension costs, GASB 27 focused on a funding approach. This approach limited pension costs to contributions annually required by law, which may or may not be sufficient to fully fund each plan's *net pension liability*. GASB 68 takes an earnings approach to pension accounting; however, the nature of Ohio's statewide pension systems and state law governing those systems requires additional explanation in order to properly understand the information presented in these statements.

Under the standards required by GASB 68, the net pension liability equals the District's proportionate share of each plan's collective:

1. Present value of estimated future pension benefits attributable to active and inactive employees' past service.
2. Minus plan assets available to pay these benefits.

GASB notes that pension obligations, whether funded or unfunded, are part of the "employment exchange" – that is, the employee is trading his or her labor in exchange for wages, benefits, and the promise of a future pension. GASB noted that the unfunded portion of this pension promise is a present obligation of the government, part of a bargained-for benefit to the employee, and should accordingly be reported by the government as a liability since they received the benefit of the exchange. However, the District is not responsible for certain key factors affecting the balance of this liability. In Ohio, the employee shares the obligation of funding pension benefits with the employer. Both employer and employee contribution rates are capped by State statute. A change in these caps requires action of both Houses of the General Assembly and approval of the Governor. Benefit provisions are also determined by State statute. The employee enters the employment exchange with the knowledge that the employer's promise is limited not by contract but by law. The employer enters the exchange also knowing that there is a specific, legal limit to its contribution to the pension system. In Ohio, there is no legal means to enforce the unfunded liability of the pension system *as against the public employer*. State law operates to mitigate/lessen the moral obligation of the public employer to the employee, because all parties enter the employment exchange with notice as to the law. The pension system is responsible for the administration of the plan.

Most long-term liabilities have set repayment schedules or, in the case of compensated absences (i.e. sick and vacation leave), are satisfied through paid time-off or termination payments. There is no repayment schedule for the net pension liability. As explained above, changes in pension benefits, contribution rates, and return on investments affect the balance of the net pension liability, but are outside the control of the local government. In the event that contributions, investment returns, and other changes are insufficient to keep up with required pension payments, State statute does not assign/identify the responsible party for the unfunded portion. Due to the unique nature of how the net pension liability is satisfied, this liability is separately identified within the long-term liability section of the statement of net position.

In accordance with GASB 68, the District's statements prepared on an accrual basis of accounting include an annual pension expense for their proportionate share of each plan's *change* in net pension liability not accounted for as deferred inflows/outflows.

Over time, net position can serve as a useful indicator of a government's financial position. At June 30, 2016, the District's liabilities plus deferred inflows of resources exceeded assets plus deferred outflows of resources by \$18,481,174.

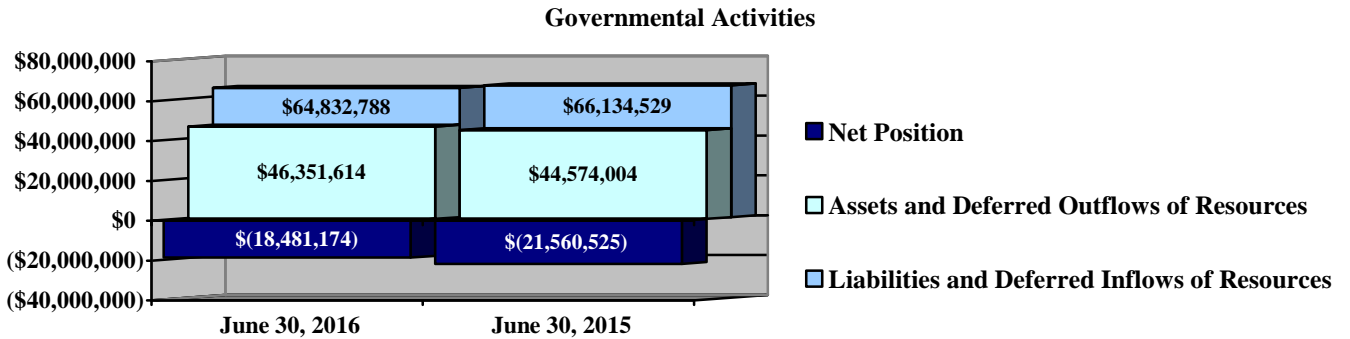
**FIELD LOCAL SCHOOL DISTRICT
PORTAGE COUNTY, OHIO**

MANAGEMENT'S DISCUSSION AND ANALYSIS
FOR THE FISCAL YEAR ENDED JUNE 30, 2016
(UNAUDITED)

At fiscal year-end, capital assets represented 59.22% of total assets. Capital assets include land, land improvements, buildings and improvements, furniture, fixtures and equipment and vehicles. Net investment in capital assets at June 30, 2016 was \$2,499,704. These capital assets are used to provide services to the students and are not available for future spending. Although the District's investment in capital assets is reported net of related debt, it should be noted that the resources to repay the debt must be provided from other sources, since capital assets may not be used to liquidate these liabilities.

A portion of the District's net position, \$1,176,771, represents resources that are subject to external restriction on how they may be used. The remaining balance of unrestricted net position is a deficit of \$22,157,649.

The graph below shows the District's assets, deferred outflows of resources, liabilities, deferred inflows of resources and net position at June 30, 2016 and June 30, 2015.



The table below shows the change in net position for fiscal year 2016 and 2015.

Change in Net Position

Governmental Activities

<u>Revenues</u>	2016	2015
Program revenues:		
Charges for services and sales	\$ 2,102,183	\$ 1,770,686
Operating grants and contributions	1,977,110	1,943,798
General revenues:		
Property taxes	11,235,527	9,092,960
Grants and entitlements	8,404,191	8,465,114
Payment in lieu of taxes	552,148	548,957
Investment earnings	16,891	2,826
Other	25,107	5,496
Total revenues	<u>24,313,157</u>	<u>21,829,837</u>

(Continued)

**FIELD LOCAL SCHOOL DISTRICT
PORTAGE COUNTY, OHIO**

MANAGEMENT'S DISCUSSION AND ANALYSIS
FOR THE FISCAL YEAR ENDED JUNE 30, 2016
(UNAUDITED)

<u>Expenses</u>	<u>Change in Net Position (Continued)</u>	
	<u>Governmental Activities</u>	
	<u>2016</u>	<u>2015</u>
Program expenses:		
Instruction:		
Regular	10,395,351	10,572,122
Special	2,807,545	2,291,074
Vocational	32,293	88,277
Adult/continuing	65,167	114,705
Other	22,291	18,364
Support services:		
Pupil	965,966	915,912
Instructional staff	597,311	564,747
Board of Education	15,035	17,433
Administration	1,972,022	1,957,919
Fiscal	561,157	545,683
Business	6,506	-
Operations and maintenance	1,706,488	1,672,755
Pupil transportation	943,174	817,470
Central	60,184	12,496
Operation of non-instructional services:		
Food service operations	782,732	748,523
Other non-instructional services	51,090	86,250
Extracurricular activities	400,689	377,488
Interest and fiscal charges	886,788	884,188
Total expenses	<u>22,271,789</u>	<u>21,685,406</u>
<u>Special Item</u>		
Special item - distribution from Stark County COG	<u>1,037,983</u>	<u>-</u>
Changes in net position	3,079,351	144,431
Net position (deficit) at beginning of year	<u>(21,560,525)</u>	<u>(21,704,956)</u>
Net position (deficit) at end of year	<u>\$ (18,481,174)</u>	<u>\$ (21,560,525)</u>

Governmental Activities

The net position of the District's governmental activities increased \$3,079,351. Total governmental expenses of \$22,271,789 were offset by program revenues of \$4,079,293 and general revenues of \$20,233,864. Program revenues supported 18.32% of the total governmental expenses.

The primary sources of revenue for governmental activities are derived from property taxes and unrestricted grants and entitlements. These two revenue sources represent 80.78% of total governmental revenue.

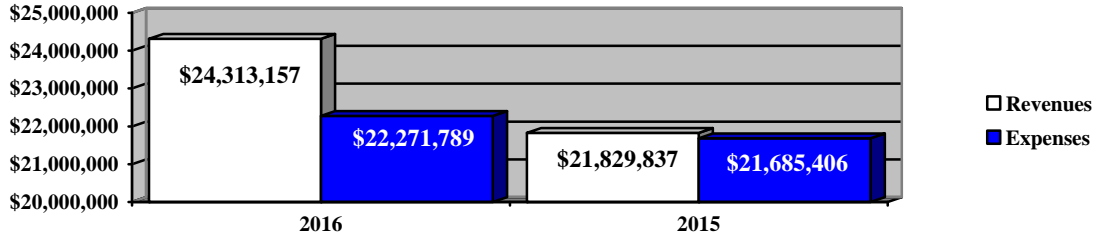
The largest expense of the District is for instructional programs. Instruction expenses totaled \$13,322,647 or 59.82% of total governmental expenses for fiscal year 2016.

**FIELD LOCAL SCHOOL DISTRICT
PORTAGE COUNTY, OHIO**

MANAGEMENT'S DISCUSSION AND ANALYSIS
FOR THE FISCAL YEAR ENDED JUNE 30, 2016
(UNAUDITED)

The graph below presents the District's governmental activities revenue and expenses for fiscal year 2016 and 2015.

Governmental Activities - Revenues and Expenses



The statement of activities shows the cost of program services and the charges for services and grants offsetting those services. The following table shows, for governmental activities, the total cost of services and the net cost of services. That is, it identifies the cost of these services supported by tax revenue and unrestricted State grants and entitlements.

Governmental Activities

	Total Cost of Services 2016	Net Cost of Services 2016	Total Cost of Services 2015	Net Cost of Services 2015
Instruction:				
Regular	\$ 10,395,351	\$ 8,769,554	\$ 10,572,122	\$ 9,370,643
Special	2,807,545	1,457,232	2,291,074	942,906
Vocational	32,293	9,909	88,277	38,959
Adult/continuing	65,167	65,167	114,705	114,705
Other	22,291	22,291	18,364	18,364
Support services:				
Pupil	965,966	959,220	915,912	893,084
Instructional staff	597,311	460,083	564,747	443,748
Board of Education	15,035	15,035	17,433	17,433
Administration	1,972,022	1,932,144	1,957,919	1,919,712
Fiscal	561,157	561,157	545,683	545,683
Business	6,506	6,506	-	-
Operations and maintenance	1,706,488	1,706,428	1,672,755	1,602,083
Pupil transportation	943,174	886,042	817,470	763,871
Central	60,184	54,602	12,496	12,496
Operation of non-instructional services:				
Food service operations	782,732	75,856	748,523	71,212
Other non-operating services	51,090	50,030	86,250	85,197
Extracurricular activities	400,689	274,452	377,488	246,638
Interest and fiscal charges	886,788	886,788	884,188	884,188
Total expenses	\$ 22,271,789	\$ 18,192,496	\$ 21,685,406	\$ 17,970,922

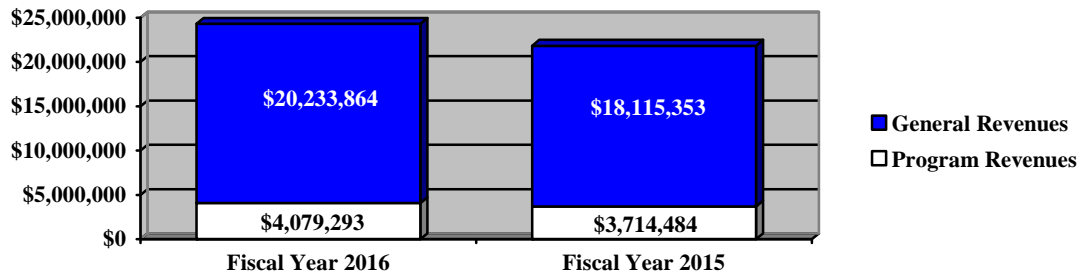
**FIELD LOCAL SCHOOL DISTRICT
PORTAGE COUNTY, OHIO**

MANAGEMENT'S DISCUSSION AND ANALYSIS
FOR THE FISCAL YEAR ENDED JUNE 30, 2016
(UNAUDITED)

The dependence upon general revenues during fiscal year 2016 for governmental activities is apparent, as 77.49% of 2016 instruction activities are supported through taxes and other general revenues. For all governmental activities, general revenues support was 81.68% in 2016. The District's taxpayers and unrestricted grants and entitlements from the State of Ohio, as a whole, are the primary support for District's students.

The graph below presents the District's governmental activities revenue for fiscal years 2016 and 2015.

Governmental Activities - General and Program Revenues



The District's Funds

During 2016, the District's governmental funds (as presented on the balance sheet on page 19) reported a combined fund balance of \$6,554,264, which is more than last year's total of \$3,516,377. The schedule below indicates the fund balance and the total change in fund balance as of June 30, 2016 and 2015.

	Fund Balance June 30, 2016	Fund Balance June 30, 2015	Change	Percentage Change
General	\$ 5,032,809	\$ 2,414,593	\$ 2,618,216	108.43 %
Bond Retirement	1,312,604	1,098,575	214,029	19.48 %
Other Governmental	208,851	3,209	205,642	6,408.29 %
Total	<u>\$ 6,554,264</u>	<u>\$ 3,516,377</u>	<u>\$ 3,037,887</u>	86.39 %

General Fund

The District's general fund balance increased \$2,618,216. The table that follows assists in illustrating the financial activities and fund balance of the general fund.

**FIELD LOCAL SCHOOL DISTRICT
PORTAGE COUNTY, OHIO**

MANAGEMENT'S DISCUSSION AND ANALYSIS
FOR THE FISCAL YEAR ENDED JUNE 30, 2016
(UNAUDITED)

The tables below show the revenues and expenditures of the general fund for fiscal years 2016 and 2015.

	2016 Amount	2015 Amount	Change	Percentage Change
<u>Revenues</u>				
Property taxes	\$ 9,601,701	\$ 7,859,140	\$ 1,742,561	22.17 %
Payment in lieu of taxes	552,148	548,957	3,191	0.58 %
Tuition and fees	1,574,554	1,236,417	338,137	27.35 %
Earnings on investments	14,430	2,383	12,047	505.54 %
Intergovernmental	8,964,317	9,080,726	(116,409)	(1.28) %
Other revenues	<u>170,786</u>	<u>150,068</u>	<u>20,718</u>	13.81 %
Total	<u>\$ 20,877,936</u>	<u>\$ 18,877,691</u>	<u>\$ 2,000,245</u>	10.60 %
<u>Expenditures</u>				
Instruction	\$ 12,230,777	\$ 12,375,228	\$ (144,451)	(1.17) %
Support services	6,628,334	6,109,862	518,472	8.49 %
Operation of non-instructional services	50,090	85,000	(34,910)	(41.07) %
Extracurricular activities	304,094	293,199	10,895	3.72 %
Facilities acquisition and construction	-	2,463	(2,463)	100.00 %
Debt Service	<u>66,828</u>	<u>66,827</u>	<u>1</u>	0.00 %
Total	<u>\$ 19,280,123</u>	<u>\$ 18,932,579</u>	<u>\$ 347,544</u>	1.84 %

The increase in property taxes revenue is mainly the result of variances in the amount of taxes available as an advance to the District at year-end. This amount is recorded as revenue and can vary from year to year based on the date the tax bills are sent. The decrease in tuition revenue was due primarily to decreases in open enrollment. Operation of non-instructional services decreased due to a decrease in other community services. Support services increased due mainly to an increase in expenditures related to pupil, administration, operations and maintenance and pupil transportation services. All other revenues and expenditures remained comparable to fiscal year 2015.

Bond Retirement Fund

The District's bond retirement fund balance increased \$214,029. The tables below assist in illustrating the financial activities of the bond retirement fund.

	2016 Amount	2015 Amount	Change	Percentage Change
<u>Revenues</u>				
Property taxes	\$ 1,648,853	\$ 1,297,744	\$ 351,109	27.06 %
Interest earnings	2,461	443	2,018	455.53 %
Intergovernmental	<u>234,741</u>	<u>232,544</u>	<u>2,197</u>	0.94 %
Total	<u>\$ 1,886,055</u>	<u>\$ 1,530,731</u>	<u>\$ 355,324</u>	23.21 %

**FIELD LOCAL SCHOOL DISTRICT
PORTAGE COUNTY, OHIO**

MANAGEMENT'S DISCUSSION AND ANALYSIS
FOR THE FISCAL YEAR ENDED JUNE 30, 2016
(UNAUDITED)

	2016 Amount	2015 Amount	Change	Percentage Change
<u>Expenditures</u>				
Support services:				
Administration	\$ 4,444	\$ 5,324	\$ (880)	(16.53) %
Fiscal	22,246	21,767	479	2.20 %
Debt Service:				
Principal retirement	930,000	705,000	225,000	31.91 %
Interest and fiscal charges	718,667	720,603	(1,936)	(0.27) %
Bond issuance costs	-	125,723	(125,723)	(100.00) %
Total	<u>\$ 1,675,357</u>	<u>\$ 1,578,417</u>	<u>\$ 96,940</u>	6.14 %

The increase in property taxes revenue is mainly the result of variances in the amount of taxes available as an advance to the District at year-end. This amount is recorded as revenue and can vary from year to year based on the date the tax bills are sent. The remaining revenues remained consistent with the prior year.

General Fund Budgeting Highlights

The District's budget is prepared according to Ohio law and is based on accounting for certain transactions on a basis of cash receipts, disbursements and encumbrances. The most significant budgeted fund is the general fund.

During the course of fiscal year 2016, the District amended its general fund budget. The District uses site-based budgeting and the budgeting systems are designed to tightly control total site budgets but provide flexibility for site management. For the general fund, original and final budgeted revenues and other financing sources were \$19,258,444 and \$19,799,500, respectively. The actual revenues and other financing sources were increased to \$20,001,645.

General fund original and final appropriations and other financing uses were \$19,886,749 and \$19,355,156 respectively. The actual budget basis expenditures for fiscal year 2016 remained unchanged at \$19,355,156.

**FIELD LOCAL SCHOOL DISTRICT
PORTAGE COUNTY, OHIO**

MANAGEMENT'S DISCUSSION AND ANALYSIS
FOR THE FISCAL YEAR ENDED JUNE 30, 2016
(UNAUDITED)

Capital Assets and Debt Administration

Capital Assets

During fiscal year 2016, the District had \$25,238,882 invested in land, land improvements, buildings and improvements, furniture, fixtures and equipment, and vehicles. This entire amount was reported in governmental activities.

The following table shows June 30, 2016 balances compared to June 30, 2015 (see Note 9):

Capital Assets at June 30 (Net of Depreciation)

	Governmental Activities	
	2016	2015
Land	\$ 597,678	\$ 597,678
Land improvements	159,886	165,587
Buildings and improvements	23,587,645	24,238,791
Furniture, fixtures and equipment	601,440	719,246
Vehicles	292,233	138,305
Total	\$ 25,238,882	\$ 25,859,607

The overall decrease in governmental activities capital assets for fiscal year 2016 was \$620,725.

Debt Administration

At June 30, 2016, the District had \$22,469,530 in general obligation bonds and capital leases outstanding. Of this total, \$927,447 is due within one year and \$21,542,083 is due in more than one year.

The following table summarizes the governmental activities bonds, OWDA loans, and leases outstanding.

Outstanding Debt, at Year-End

	Balance June 30, 2016	Balance June 30, 2015
General obligation bonds:		
Series 2013 refunding	\$ 8,456,317	\$ 8,506,721
Series 2014 refunding	9,203,664	9,288,435
Series 2015 refunding	3,917,301	4,400,639
Energy conservation	765,000	840,000
Total general obligation bonds	22,342,282	23,035,795
OWDA loans	-	7,371
Capital lease obligation	127,248	180,235
Total	\$ 22,469,530	\$ 23,223,401

See Note 10 to the basic financial statements for additional information on the District's debt administration.

**FIELD LOCAL SCHOOL DISTRICT
PORTAGE COUNTY, OHIO**

MANAGEMENT'S DISCUSSION AND ANALYSIS
FOR THE FISCAL YEAR ENDED JUNE 30, 2016
(UNAUDITED)

Current Financial Related Activities

Currently, the District's Five Year Forecast shows a positive fund balance through fiscal year 2018. The District relies heavily upon grants, entitlements and property taxes. Since future grant and entitlement revenue is uncertain, the reliance upon local taxes remains very important.

Since the District relies on the State for roughly 44% of general operating revenues, one of the largest challenges facing the District is that of state funding. State funding has had an unpredictable past. With a new funding methodology and the current economic environment, the District is hoping to avoid further State funding reductions. If this does occur, it will have a drastic effect on the District's overall financial position.

Voters passed a 7.3 mill renewal on November 4, 2014. While this did not bring additional revenue in for the District, the passage was critical to the short term success of the District. The five-year forecast is utilized by the School Board and Administration to effectively and efficiently manage the District's resources to the fullest.

Contacting the District's Financial Management

This financial report is designed to provide our citizens, taxpayers, investors and creditors with a general overview of the District's finances and to show the District's accountability for the money it receives. If you have questions about this report or need additional financial information contact Mr. Todd Carpenter, Treasurer of the Field Local School District, 2900 State Route 43, Mogadore, Ohio 44260.

**FIELD LOCAL SCHOOL DISTRICT
PORTAGE COUNTY, OHIO**

STATEMENT OF NET POSITION
JUNE 30, 2016

	Governmental Activities
Assets:	
Equity in pooled cash and cash equivalents	\$ 6,100,860
Receivables:	
Property taxes	10,450,613
Payment in lieu of taxes	560,422
Accounts	14,132
Intergovernmental	245,614
Prepayments	5,311
Materials and supplies inventory	3,311
Capital assets:	
Nondepreciable capital assets	597,678
Depreciable capital assets, net	24,641,204
Capital assets, net	25,238,882
Total assets	42,619,145
Deferred outflows of resources:	
Unamortized deferred charges on debt refunding	1,131,355
Pension - STRS	2,164,684
Pension - SERS	436,430
Total deferred outflows of resources	3,732,469
Liabilities:	
Accounts payable	35,628
Accrued wages and benefits payable	1,679,564
Intergovernmental payable	72,047
Pension and postemployment benefits payable	309,334
Accrued interest payable	76,032
Long-term liabilities:	
Due within one year	1,009,302
Due in more than one year:	
Net pension liability	26,909,480
Other amounts due in more than one year	24,422,024
Total liabilities	54,513,411
Deferred inflows of resources:	
Property taxes levied for the next fiscal year	7,888,446
Payment in lieu of taxes levied for the next fiscal year	560,422
Pension - STRS	1,720,794
Pension - SERS	149,715
Total deferred inflows of resources	10,319,377
Net position:	
Net investment in capital assets	2,499,704
Restricted for:	
Capital projects	2,252
Debt service	861,980
Locally funded programs	8,394
State funded programs	54
Federally funded programs	51,627
Student activities	4,187
Other purposes	248,277
Unrestricted (deficit)	(22,157,649)
Total net position (deficit)	\$ (18,481,174)

SEE ACCOMPANYING NOTES TO THE BASIC FINANCIAL STATEMENTS

**FIELD LOCAL SCHOOL DISTRICT
PORTAGE COUNTY, OHIO**

STATEMENT OF ACTIVITIES
FOR THE FISCAL YEAR ENDED JUNE 30, 2016

	Expenses	Program Revenues		Net (Expense) Revenue and Changes in Net Position Governmental Activities
		Charges for Services and Sales	Operating Grants and Contributions	
Governmental activities:				
Instruction:				
Regular	\$ 10,395,351	\$ 1,558,637	\$ 67,160	\$ (8,769,554)
Special	2,807,545	51,356	1,298,957	(1,457,232)
Vocational	32,293	-	22,384	(9,909)
Adult/continuing.	65,167	-	-	(65,167)
Other	22,291	-	-	(22,291)
Support services:				
Pupil.	965,966	-	6,746	(959,220)
Instructional staff	597,311	-	137,228	(460,083)
Board of education	15,035	-	-	(15,035)
Administration.	1,972,022	39,878	-	(1,932,144)
Fiscal.	561,157	-	-	(561,157)
Business.	6,506	-	-	(6,506)
Operations and maintenance	1,706,488	60	-	(1,706,428)
Pupil transportation.	943,174	-	57,132	(886,042)
Central	60,184	5,582	-	(54,602)
Operation of non-instructional services:				
Other non-instructional services	51,090	-	1,060	(50,030)
Food service operations	782,732	320,438	386,438	(75,856)
Extracurricular activities.	400,689	126,232	5	(274,452)
Interest and fiscal charges	886,788	-	-	(886,788)
Total governmental activities	\$ 22,271,789	\$ 2,102,183	\$ 1,977,110	(18,192,496)
General revenues:				
Property taxes levied for:				
General purposes				9,586,762
Debt service.				1,648,765
Payments in lieu of taxes.				552,148
Grants and entitlements not restricted to specific programs.				8,404,191
Investment earnings.				16,891
Miscellaneous.				25,107
Total general revenues				20,233,864
Special item- distribution from Stark County Council of Governments				1,037,983
Total general revenues and special items				21,271,847
Change in net position				3,079,351
Net position (deficit) at beginning of year				(21,560,525)
Net position (deficit) at end of year.				\$ (18,481,174)

SEE ACCOMPANYING NOTES TO THE BASIC FINANCIAL STATEMENTS

**FIELD LOCAL SCHOOL DISTRICT
PORTAGE COUNTY, OHIO**

BALANCE SHEET
GOVERNMENTAL FUNDS
JUNE 30, 2016

	<u>General</u>	<u>Bond Retirement</u>	<u>Nonmajor Governmental Funds</u>	<u>Total Governmental Funds</u>
Assets:				
Equity in pooled cash and cash equivalents.	\$ 4,836,175	\$ 971,614	\$ 262,151	\$ 6,069,940
Receivables:				
Property taxes.	8,878,439	1,572,174	-	10,450,613
Payment in lieu of taxes	560,422	-	-	560,422
Accounts	14,132	-	-	14,132
Interfund loans	77,324	-	-	77,324
Intergovernmental.	4,895	-	240,719	245,614
Prepayments.	4,650	-	661	5,311
Materials and supplies inventory.	-	-	3,311	3,311
Restricted assets:				
Equity in pooled cash and cash equivalents	30,920	-	-	30,920
Total assets	<u>\$ 14,406,957</u>	<u>\$ 2,543,788</u>	<u>\$ 506,842</u>	<u>\$ 17,457,587</u>
Liabilities:				
Accounts payable	\$ 34,783	\$ -	\$ 845	\$ 35,628
Accrued wages and benefits payable	1,536,908	-	142,656	1,679,564
Compensated absences payable	3,424	-	-	3,424
Intergovernmental payable	70,214	-	1,833	72,047
Pension and postemployment benefits payable.	284,477	-	24,857	309,334
Interfund loans payable.	-	-	77,324	77,324
Total liabilities.	<u>1,929,806</u>	<u>-</u>	<u>247,515</u>	<u>2,177,321</u>
Deferred inflows of resources:				
Property taxes levied for the next fiscal year.	6,689,954	1,198,492	-	7,888,446
Payment in lieu of taxes levied for the next fiscal year.	560,422	-	-	560,422
Delinquent property tax revenue not available.	193,966	32,692	-	226,658
Intergovernmental revenue not available.	-	-	50,476	50,476
Total deferred inflows of resources	<u>7,444,342</u>	<u>1,231,184</u>	<u>50,476</u>	<u>8,726,002</u>
Fund balances:				
Nonspendable:				
Materials and supplies inventory.	-	-	3,311	3,311
Prepays.	4,650	-	661	5,311
Restricted:				
Debt service	-	1,312,604	-	1,312,604
Capital improvements	-	-	2,252	2,252
Food service operations	-	-	212,484	212,484
Special education	-	-	29,951	29,951
Other purposes.	-	-	37,328	37,328
Extracurricular activities	-	-	4,187	4,187
School bus purchase	30,920	-	-	30,920
Assigned:				
Student instruction	11,733	-	-	11,733
Student and staff support.	366,908	-	-	366,908
Subsequent year's appropriations	979,621	-	-	979,621
School supplies	8,695	-	-	8,695
Other purposes.	598,930	-	-	598,930
Unassigned (deficit)	3,031,352	-	(81,323)	2,950,029
Total fund balances	<u>5,032,809</u>	<u>1,312,604</u>	<u>208,851</u>	<u>6,554,264</u>
Total liabilities, deferred inflows and fund balances	<u>\$ 14,406,957</u>	<u>\$ 2,543,788</u>	<u>\$ 506,842</u>	<u>\$ 17,457,587</u>

SEE ACCOMPANYING NOTES TO THE BASIC FINANCIAL STATEMENTS

**FIELD LOCAL SCHOOL DISTRICT
PORTAGE COUNTY, OHIO**

RECONCILIATION OF TOTAL GOVERNMENTAL FUND BALANCES TO
NET POSITION OF GOVERNMENTAL ACTIVITIES
JUNE 30, 2016

Total governmental fund balances		\$	6,554,264
<i>Amounts reported for governmental activities on the statement of net position are different because:</i>			
Capital assets used in governmental activities are not financial resources and therefore are not reported in the funds.			25,238,882
Other long-term assets are not available to pay for current-period expenditures and therefore are deferred inflows in the funds.			
Property taxes receivable	\$	226,658	
Intergovernmental receivable		50,476	
Total		<u>277,134</u>	277,134
Unamortized premiums on bonds issued are not recognized in the funds.			(1,808,287)
Unamortized amounts on refundings are not recognized in the funds.			1,131,355
Accrued interest payable is not due and payable in the current period and therefore is not reported in the funds.			(76,032)
The net pension liability is not due and payable in the current period; therefore, the liability and related deferred inflows/outflows are not reported in governmental funds.			
Deferred outflows of resources - pension		2,601,114	
Deferred inflows of resources - pension		(1,870,509)	
Net pension liability		<u>(26,909,480)</u>	
Total			(26,178,875)
Long-term liabilities, including bonds payable, are not due and payable in the current period and therefore are not reported in the funds.			
General obligation bonds		(22,342,282)	
Capital lease obligations		(127,248)	
Compensated absences		<u>(1,150,085)</u>	
Total			<u>(23,619,615)</u>
Net position (deficit) of governmental activities		<u>\$</u>	<u>(18,481,174)</u>

SEE ACCOMPANYING NOTES TO THE BASIC FINANCIAL STATEMENTS

**FIELD LOCAL SCHOOL DISTRICT
PORTAGE COUNTY, OHIO**

STATEMENT OF REVENUES, EXPENDITURES AND CHANGES IN FUND BALANCES
GOVERNMENTAL FUNDS
JUNE 30, 2016

	<u>General</u>	<u>Bond Retirement</u>	<u>Nonmajor Governmental Funds</u>	<u>Total Governmental Funds</u>
Revenues:				
From local sources:				
Property taxes	\$ 9,601,701	\$ 1,648,853	\$ -	\$ 11,250,554
Payment in lieu of taxes	552,148	-	-	552,148
Tuition	1,385,173	-	-	1,385,173
Earnings on investments	14,430	2,461	511	17,402
Charges for services	-	-	320,438	320,438
Extracurricular	-	-	61,512	61,512
Classroom materials and fees	189,381	-	-	189,381
Rental income	60	-	-	60
Contributions and donations	-	-	1,000	1,000
Contract services	5,650	-	-	5,650
Other local revenues	165,076	-	-	165,076
Intergovernmental - state	8,888,113	195,923	13,448	9,097,484
Intergovernmental - federal	76,204	38,818	1,397,338	1,512,360
Total revenues	<u>20,877,936</u>	<u>1,886,055</u>	<u>1,794,247</u>	<u>24,558,238</u>
Expenditures:				
Current:				
Instruction:				
Regular	9,930,824	-	72,561	10,003,385
Special	2,182,353	-	565,418	2,747,771
Vocational	30,564	-	-	30,564
Adult/continuing	65,167	-	-	65,167
Other	21,869	-	-	21,869
Support services:				
Pupil	919,082	-	6,742	925,824
Instructional staff	434,233	-	139,410	573,643
Board of education	14,618	-	-	14,618
Administration	1,899,056	4,444	-	1,903,500
Fiscal	533,702	22,246	-	555,948
Business	34,384	-	-	34,384
Operations and maintenance	1,656,444	-	105	1,656,549
Pupil transportation	1,076,631	-	-	1,076,631
Central	60,184	-	-	60,184
Operation of non-instructional services:				
Other non-instructional services	50,090	-	1,000	51,090
Food service operations	-	-	735,307	735,307
Extracurricular activities	304,094	-	82,311	386,405
Debt service:				
Principal retirement	60,358	930,000	-	990,358
Interest and fiscal charges	6,470	718,667	-	725,137
Total expenditures	<u>19,280,123</u>	<u>1,675,357</u>	<u>1,602,854</u>	<u>22,558,334</u>
Excess of revenues over expenditures	<u>1,597,813</u>	<u>210,698</u>	<u>191,393</u>	<u>1,999,904</u>
Other financing sources (uses):				
Transfers in	-	3,331	14,249	17,580
Transfers (out)	(17,580)	-	-	(17,580)
Total other financing sources (uses)	<u>(17,580)</u>	<u>3,331</u>	<u>14,249</u>	<u>-</u>
Special item:				
Distribution from Stark County COG	1,037,983	-	-	1,037,983
Net change in fund balances	2,618,216	214,029	205,642	3,037,887
Fund balances at beginning of year	2,414,593	1,098,575	3,209	3,516,377
Fund balances at end of year	<u>\$ 5,032,809</u>	<u>\$ 1,312,604</u>	<u>\$ 208,851</u>	<u>\$ 6,554,264</u>

SEE ACCOMPANYING NOTES TO THE BASIC FINANCIAL STATEMENTS

**FIELD LOCAL SCHOOL DISTRICT
PORTAGE COUNTY, OHIO**

RECONCILIATION OF THE STATEMENT OF REVENUES, EXPENDITURES
AND CHANGES IN FUND BALANCES OF GOVERNMENTAL FUNDS
TO THE STATEMENT OF ACTIVITIES
JUNE 30, 2016

Net change in fund balances - total governmental funds	\$	3,037,887
<i>Amounts reported for governmental activities in the statement of activities are different because:</i>		
Governmental funds report capital outlays as expenditures. However, in the statement of activities, the cost of those assets is allocated over their estimated useful lives as depreciation expense.		
Capital asset additions	\$ 225,584	
Current year depreciation	<u>(806,476)</u>	
Total		(580,892)
The net effect of various miscellaneous transactions involving capital assets (i.e., sales, disposals, trade-ins, and donations) is to decrease net position.		
		(39,833)
Revenues in the statement of activities that do not provide current financial resources are not reported as revenues in the funds.		
Property taxes	(15,027)	
Intergovernmental	<u>(230,054)</u>	
Total		(245,081)
Repayment of bond, loan, and capital lease principal is an expenditure in the governmental funds, but the repayment reduces long-term liabilities on the statement of net position. Principal payments during the year were:		
Bonds	855,000	
Capital lease	52,987	
Energy conservation bonds	75,000	
OWDA Loan	<u>7,371</u>	
Total		990,358
In the statement of activities, interest is accrued on outstanding bonds, whereas in governmental funds, an interest expenditure is reported when due. The following items resulted in additional interest being reported in the statement of activities:		
Decrease in accrued interest payable	4,224	
Accreted interest on capital appreciation bonds	(236,487)	
Amortization of bond premiums	112,661	
Amortization of deferred charges	<u>(70,062)</u>	
Total		(189,664)
Contractually required contributions are reported as expenditures in governmental funds; however, the statement of net position reports these amounts as deferred outflows.		
		1,478,506
Except for amounts reported as deferred inflows/outflows, changes in the net pension liability are reported as pension expense in the statement of activities.		
		(1,293,139)
Some expenses reported in the statement of activities, such as compensated absences, do not require the use of current financial resources and therefore are not reported as expenditures in governmental funds.		
		<u>(78,791)</u>
Change in net position of governmental activities	\$	<u>3,079,351</u>

SEE ACCOMPANYING NOTES TO THE BASIC FINANCIAL STATEMENTS

**FIELD LOCAL SCHOOL DISTRICT
PORTAGE COUNTY, OHIO**

STATEMENT OF REVENUES, EXPENDITURES AND CHANGES IN
FUND BALANCE - BUDGET AND ACTUAL (NON-GAAP BUDGETARY BASIS)
GENERAL FUND
JUNE 30, 2016

	<u>Budgeted Amounts</u>			Variance with Final Budget Positive (Negative)
	<u>Original</u>	<u>Final</u>	<u>Actual</u>	
Revenues:				
From local sources:				
Property taxes	\$ 8,329,531	\$ 8,562,276	\$ 8,650,975	\$ 88,699
Payment in lieu of taxes.	532,987	550,010	552,148	2,138
Tuition.	1,333,704	1,370,971	1,385,173	14,202
Earnings on investments	13,894	14,282	14,430	148
Classroom materials and fees	62,315	64,056	64,720	664
Rental income	58	59	60	1
Other local revenues	-	-	4,349	4,349
Intergovernmental - state	8,634,263	8,875,523	8,967,467	91,944
Intergovernmental - federal	76,204	76,204	76,204	-
Total revenues	18,982,956	19,513,381	19,715,526	202,145
Expenditures:				
Current:				
Instruction:				
Regular	10,606,196	9,488,728	9,488,728	-
Special.	1,700,472	2,174,803	2,174,803	-
Vocational.	60,711	49,216	49,216	-
Adult/continuing	99,972	65,167	65,167	-
Other.	19,154	21,876	21,876	-
Support services:				
Pupil.	920,264	947,566	947,566	-
Instructional staff	512,614	549,007	549,007	-
Board of education	19,074	15,871	15,871	-
Administration.	1,989,212	1,885,808	1,885,808	-
Fiscal	559,447	549,687	549,687	-
Business	94	34,384	34,384	-
Operations and maintenance.	1,776,006	1,968,614	1,968,614	-
Pupil transportation	1,160,890	1,095,036	1,095,036	-
Central.	15,762	14,365	14,365	-
Other operation of non-instructional services	74,087	50,090	50,090	-
Extracurricular activities.	327,440	315,766	315,766	-
Total expenditures	19,841,395	19,225,984	19,225,984	-
Excess (deficiency) of revenues over (under) expenditures.	(858,439)	287,397	489,542	202,145
Other financing sources (uses):				
Refund of prior year's expenditures	70,071	72,775	72,775	-
Transfers (out).	(174)	(63,437)	(63,437)	-
Advances in.	194,634	202,145	202,145	-
Advances (out)	(45,180)	(65,735)	(65,735)	-
Sale of capital assets	10,783	11,199	11,199	-
Total other financing sources (uses)	230,134	156,947	156,947	-
Net change in fund balance	(628,305)	444,344	646,489	202,145
Fund balance at beginning of year	2,919,904	2,919,904	2,919,904	-
Prior year encumbrances appropriated	298,382	298,382	298,382	-
Fund balance at end of year	\$ 2,589,981	\$ 3,662,630	\$ 3,864,775	\$ 202,145

SEE ACCOMPANYING NOTES TO THE BASIC FINANCIAL STATEMENTS

FIELD LOCAL SCHOOL DISTRICT
PORTAGE COUNTY, OHIO
STATEMENT OF FIDUCIARY NET POSITION
FIDUCIARY FUNDS
JUNE 30, 2016

	Private-Purpose Trust	
	Scholarship	Agency
Assets:		
Equity in pooled cash and cash equivalents	\$ 117,194	\$ 59,502
Total assets.	117,194	\$ 59,502
Liabilities:		
Accounts payable.	-	\$ 7,963
Due to students.	-	51,539
Total liabilities	-	\$ 59,502
Net position:		
Held in trust for scholarships	117,194	
Total net position.	\$ 117,194	

SEE ACCOMPANYING NOTES TO THE BASIC FINANCIAL STATEMENTS

**FIELD LOCAL SCHOOL DISTRICT
PORTAGE COUNTY, OHIO**

STATEMENT OF CHANGES IN FIDUCIARY NET POSITION
PRIVATE-PURPOSE TRUST FUND
JUNE 30, 2016

	Private-Purpose Trust
	Scholarship
Additions:	
Interest	\$ 303
Gifts and contributions	550
Total additions.	853
Deductions:	
Scholarships awarded	1,500
Change in net position	(647)
Net position at beginning of year.	117,841
Net position at end of year	\$ 117,194

SEE ACCOMPANYING NOTES TO THE BASIC FINANCIAL STATEMENTS

THIS PAGE IS INTENTIONALLY LEFT BLANK

**FIELD LOCAL SCHOOL DISTRICT
PORTAGE COUNTY, OHIO**

NOTES TO THE BASIC FINANCIAL STATEMENTS
FOR THE FISCAL YEAR ENDED JUNE 30, 2016

NOTE 1 - DESCRIPTION OF THE SCHOOL DISTRICT

The Field Local School District (the "District") is a body politic and corporate established for the purpose of exercising the rights and privileges conveyed to it by the constitution and laws of the State of Ohio.

The District operates under a locally elected five-member Board form of government and provides educational services as mandated by State and/or Federal agencies. The Board controls the District's eight instructional/support facilities staffed by 99 non-certified employees and 143 certified teaching and support personnel who provide services to approximately 2,047 students and other community members.

NOTE 2 - SUMMARY OF SIGNIFICANT ACCOUNTING POLICIES

The basic financial statements of the District have been prepared in conformity with accounting principles generally accepted in the United States of America (GAAP) as applied to governmental units. The Governmental Accounting Standards Board (GASB) is the accepted standard-setting body for establishing governmental accounting and financial reporting principles. The District's significant accounting policies are described below.

A. Reporting Entity

The reporting entity has been defined in accordance with GASB Statement No. 14, "*The Financial Reporting Entity*" as amended by GASB Statement No. 39, "*Determining Whether Certain Organizations Are Component Units*", and GASB Statement No. 61, "*The Financial Reporting Entity: Omnibus an Amendment of GASB Statements No. 14 and No. 34*". The reporting entity is composed of the primary government and component units. The primary government consists of all funds, departments, boards and agencies that are not legally separate from the District. For the District, this includes general operations, food service, and student related activities of the District.

Component units are legally separate organizations for which the District is financially accountable. The District is financially accountable for an organization if the District appoints a voting majority of the organization's Governing Board and (1) the District is able to significantly influence the programs or services performed or provided by the organization; or (2) the District is legally entitled to or can otherwise access the organization's resources; or (3) the District is legally obligated or has otherwise assumed the responsibility to finance the deficits of, or provide financial support to, the organization; or (4) the District is obligated for the debt of the organization. Component units may also include organizations that are fiscally dependent on the District in that the District approves the budget, the issuance of debt or the levying of taxes. Certain organizations are also included as component units if the nature and significance of the relationship between the primary government and the organization is such that exclusion by the primary government would render the primary government's financial statements incomplete or misleading. Based upon the application of these criteria, the District has no component units. The basic financial statements of the reporting entity include only those of the District (the primary government).

**FIELD LOCAL SCHOOL DISTRICT
PORTAGE COUNTY, OHIO**

NOTES TO THE BASIC FINANCIAL STATEMENTS
FOR THE FISCAL YEAR ENDED JUNE 30, 2016

NOTE 2 - SUMMARY OF SIGNIFICANT ACCOUNTING POLICIES - (Continued)

The following organizations are described due to their relationship to the District:

JOINTLY GOVERNED ORGANIZATION

Stark Portage Area Computer Consortium (“SPARCC”)

The District is a member of SPARCC, a jointly governed organization which provides computer services to the school districts within the boundaries of Stark and Portage Counties. Each District’s superintendent serves as a representative on the Board, which consists of 30 member districts; however, SPARCC is primarily governed by a five-member Executive Board, which is made up of two representatives from Stark County, two from Portage County and a Treasurer. The Board meets monthly to address any current issues.

PUBLIC ENTITY RISK POOL

Stark County Schools Council of Governments (the “Council”)

The Council is governed by an assembly, which consists of one representative from each participating school district (usually the superintendent or designee). The assembly elects officers for one-year terms to serve as the Board of Directors. The assembly exercises control over the operation of the Council. All Council revenues are generated from charges for services. The Council has a Health Benefits Program, which is a shared risk pool comprised of an 86 member council of which 66 are member school districts.

Portage Area School Consortium

The Portage Area School Consortium (the “Consortium”) is a regional council of governments established pursuant to Chapter 167 of the Ohio Revised Code, consisting of various school districts in the Portage County, Ohio area. The Consortium is a stand-alone entity, comprised of two stand-alone pools; the Portage Area School Consortium Property and Casualty Pool and the Portage Area School Consortium Health and Welfare Insurance Pool. These pools were established by the Consortium on August 5, 1988 to provide property and casualty risk management services and risk sharing to its members. The pools were established as local government risk pools under Section 1744.081 of the Ohio Revised Code and are not subject to federal tax filing requirements.

Ohio Revised Code Section 167.04 requires the Consortium to adopt bylaws designating the officers of the Consortium and their method of selection, creating a governing body to act for the Consortium, appointing a fiscal officer, and providing for the conduct of the Consortium’s business. The Assembly is the legislative and managerial body of the Consortium. The Assembly is composed of representation of the member schools. The member school’s governing body appoints representatives to the Consortium (usually the superintendent or designee). In the case of a member that is a school district, that representative shall be an executive appointed by the board of education. The Assembly serves without compensation. The District acts as the fiscal agent for the consortium.

B. Fund Accounting

The District uses funds to maintain its financial records during the fiscal year. Fund accounting is designed to demonstrate legal compliance and to aid financial management by segregating transactions related to certain District functions or activities. A fund is defined as a fiscal and accounting entity with a self-balancing set of accounts. There are three categories of funds: governmental, proprietary and fiduciary. The District has no proprietary funds.

**FIELD LOCAL SCHOOL DISTRICT
PORTAGE COUNTY, OHIO**

NOTES TO THE BASIC FINANCIAL STATEMENTS
FOR THE FISCAL YEAR ENDED JUNE 30, 2016

NOTE 2 - SUMMARY OF SIGNIFICANT ACCOUNTING POLICIES - (Continued)

GOVERNMENTAL FUNDS

Governmental funds are those through which most governmental functions typically are financed. Governmental fund reporting focuses on the sources, uses and balances of current financial resources. Expendable assets are assigned to the various governmental funds according to the purposes for which they may or must be used. Current liabilities are assigned to the fund from which they will be paid. The difference between governmental fund assets plus deferred outflows of resources and liabilities plus deferred inflows of resources is reported as fund balance.

The following are the District's major governmental funds:

General fund - The general fund is used to account for all financial resources except those required to be accounted for in another fund. The general fund balance is available to the District for any purpose provided it is expended or transferred according to the general laws of Ohio.

Bond Retirement fund - The bond retirement fund is used to account for financial resources that are restricted to expenditures for principal, interest, and related debt service costs.

Other governmental funds of the District are used to account for (a) financial resources that are restricted, committed, or assigned to expenditures for capital outlays including the acquisition or construction of capital facilities and other capital assets and (b) specific revenue sources that are restricted or committed to an expenditure for specified purposes other than debt service or capital projects.

FIDUCIARY FUNDS

Fiduciary fund reporting focuses on net position and changes in net position. The fiduciary fund category is split into four classifications: pension trust funds, investment trust funds, private-purpose trust funds and agency funds. Trust funds are used to account for assets held by the District under a trust agreement for individuals, private organizations, or other governments and are therefore not available to support the District's own programs. The District's only trust fund is a private-purpose trust which accounts for scholarship programs for students. The agency funds are custodial in nature (assets equal liabilities) and do not involve measurement of results of operations. The agency funds are used to account for student managed activities.

C. Basis of Presentation and Measurement Focus

The District's basic financial statements consist of government-wide statements, including a statement of net position and a statement of activities, and fund financial statements, which provide a more detailed level of financial information.

Government-wide Financial Statements - The statement of net position and the statement of activities display information about the District as a whole. These statements include the financial activities of the primary government, except for fiduciary funds.

**FIELD LOCAL SCHOOL DISTRICT
PORTAGE COUNTY, OHIO**

NOTES TO THE BASIC FINANCIAL STATEMENTS
FOR THE FISCAL YEAR ENDED JUNE 30, 2016

NOTE 2 - SUMMARY OF SIGNIFICANT ACCOUNTING POLICIES - (Continued)

The government-wide statement of activities presents a comparison between direct expenses and program revenues for each function or program of the governmental activities of the District. Direct expenses are those that are specifically associated with a service, program or department and therefore clearly identifiable to a particular function. Program revenues include amounts paid by the recipient of goods or services offered by the program and grants and contributions that are restricted to meeting the operational or capital requirements of a particular program. Revenues not classified as program revenues are presented as general revenues of the District.

The government-wide financial statements are prepared using the economic resources measurement focus. All assets, deferred outflows of resources, liabilities and deferred inflows of resources associated with the operation of the District are included on the statement of net position.

Fund Financial Statements - Fund financial statements report detailed information about the District. The focus of governmental fund financial statements is on major funds rather than reporting funds by type. Each major fund is presented in a separate column, and all nonmajor funds are aggregated into one column. Fiduciary funds are reported by fund type.

All governmental funds are accounted for using a flow of current financial resources measurement focus. With this measurement focus, only current assets, deferred outflows of resources, liabilities and deferred inflows of resources generally are included on the balance sheet. The statement of revenues, expenditures and changes in fund balances reports on the sources (i.e., revenues and other financing sources) and uses (i.e., expenditures and other financing uses) of current financial resources. This approach differs from the manner in which the governmental activities of the government-wide financial statements are prepared. Governmental fund financial statements therefore include a reconciliation with brief explanations to better identify the relationship between the government-wide statements and the statements for governmental funds.

The private-purpose trust fund is reported using the economic resources measurement focus. The agency fund does not report a measurement focus as it does not report operations.

D. Basis of Accounting

Basis of accounting determines when transactions are recorded in the financial records and reported on the financial statements. Government-wide financial statements are prepared using the accrual basis of accounting. Governmental funds use the modified accrual basis of accounting. Fiduciary funds also use the accrual basis of accounting.

Revenues - Exchange and Nonexchange Transactions - Revenue resulting from exchange transactions, in which each party gives and receives essentially equal value, is recorded on the accrual basis when the exchange takes place. On a modified accrual basis, revenue is recorded in the fiscal year in which the resources are measurable and become available. Available means that the resources will be collected within the current fiscal year or are expected to be collected soon enough thereafter to be used to pay liabilities of the current fiscal year. For the District, available means expected to be received within sixty days of fiscal year-end.

Nonexchange transactions, in which the District receives value without directly giving equal value in return, include property taxes, grants, entitlements and donations. On an accrual basis, revenue from property taxes is recognized in the fiscal year for which the taxes are levied (see Note 6).

**FIELD LOCAL SCHOOL DISTRICT
PORTAGE COUNTY, OHIO**

NOTES TO THE BASIC FINANCIAL STATEMENTS
FOR THE FISCAL YEAR ENDED JUNE 30, 2016

NOTE 2 - SUMMARY OF SIGNIFICANT ACCOUNTING POLICIES - (Continued)

Revenue from grants, entitlements and donations is recognized in the fiscal year in which all eligibility requirements have been satisfied. Eligibility requirements include timing requirements, which specify the year when the resources are required to be used or the fiscal year when use is first permitted, matching requirements, in which the District must provide local resources to be used for a specified purpose, and expenditure requirements, in which the resources are provided to the District on a reimbursement basis. On a modified accrual basis, revenue from nonexchange transactions must also be available before it can be recognized.

Under the modified accrual basis, property taxes available as an advance and refunds due to the District are considered to be both measurable and available at fiscal year-end.

Deferred Outflows of Resources and Deferred Inflows of Resources - In addition to assets, the government-wide statement of net position will report a separate section for deferred outflows of resources. Deferred outflows of resources, represents a consumption of net position that applies to a future period and will not be recognized as an outflow of resources (expense/expenditure) until then. The District reports a deferred outflow of resources related to the District's net pension liability (see Note 13). In addition, deferred outflows of resources include a deferred charge on debt refunding. A deferred charge on refunding results from the difference in the carrying value of refunded debt and its reacquisition price. This amount is deferred and amortized over the shorter of the life of the refunded or refunding debt.

In addition to liabilities, both the government-wide statement of net position and the governmental fund financial statements report a separate section for deferred inflows of resources. Deferred inflows of resources represent an acquisition of net position that applies to a future period and will not be recognized as an inflow of resources (revenue) until that time. For the District, deferred inflows of resources include property taxes, payments in lieu of taxes and unavailable revenue. Property taxes and payments in lieu of taxes represent amounts for which there is an enforceable legal claim as of June 30, 2016, but which were levied to finance fiscal year 2017 operations. These amounts have been recorded as a deferred inflow of resources on both the government-wide statement of net position and the governmental fund financial statements. Unavailable revenue is reported only on the governmental funds balance sheet, and represents receivables which will not be collected within the available period. For the District, unavailable revenue includes, but is not limited to, delinquent property taxes and intergovernmental grants. These amounts are deferred and recognized as an inflow of resources in the period the amounts become available.

The District also reports a deferred inflow of resources related to the District's net pension liability (see Note 13). This deferred inflow of resources is only reported on the government-wide statement of net position.

Expenses/Expenditures - On the accrual basis of accounting, expenses are recognized at the time they are incurred. The entitlement value of donated commodities received during the year is reported in the statement of revenues, expenditures and changes in fund balances as an expenditure with a corresponding amount reported as intergovernmental revenue.

The measurement focus of governmental fund accounting is on decreases in net financial resources (expenditures) rather than expenses. Expenditures are generally recognized in the accounting period in which the related fund liability is incurred, if measurable. Allocations of cost, such as depreciation and amortization, are not recognized in governmental funds.

**FIELD LOCAL SCHOOL DISTRICT
PORTAGE COUNTY, OHIO**

NOTES TO THE BASIC FINANCIAL STATEMENTS
FOR THE FISCAL YEAR ENDED JUNE 30, 2016

NOTE 2 - SUMMARY OF SIGNIFICANT ACCOUNTING POLICIES - (Continued)

E. Budgets

The District is required by State statute to adopt an annual appropriated cash basis budget for all funds. The specific timetable for fiscal year 2016 was as follows:

1. On or before February 1, the fiscal officer of the District must submit the alternative tax budget for the subsequent fiscal year to the Portage County Auditor. The alternative tax budget includes all proposed expenditures and the means of financing those expenditures for all funds. The purpose of the alternative tax budget is to reflect the need for existing (or increased) tax rates, as determined by the Portage County Budget Commission.
2. Prior to April 1, the Board of Education accepts, by formal resolution, the tax rates as determined by the Budget Commission and receives the Commission's certificate of estimated resources which states the projected revenue of each fund. Prior to July 1, the District must revise its budget so that total contemplated expenditures from any fund during the ensuing year will not exceed the amount stated in the certificate of estimated resources. The revised budget then serves as a basis for the appropriation measure. On or about July 1, the certificate is amended to include any unencumbered balances from the preceding year as reported by the District Treasurer. The certificate may be further amended during the year if projected increases or decreases in revenue are identified by the District Treasurer. The budget figures, as shown in the accompanying budgetary statement, reflect the amounts set forth in the original and final amended certificates issued for fiscal year 2016.
3. By July 1, the annual appropriation resolution is legally enacted by the Board of Education at the fund level of expenditures, which is the legal level of budgetary control. Although the legal level of budgetary control has been established at the fund level of expenditures, the District has elected to present budgetary statement comparisons at the fund and function level of expenditures. State statute permits a temporary appropriation to be effective until no later than October 1 of each year. Resolution appropriations by fund must be within the estimated resources as certified by the County Budget Commission and the total of expenditures and encumbrances may not exceed the appropriation totals.
4. Any revisions that alter the total of any fund appropriation must be approved by the Board of Education.
5. Formal budgetary integration is employed as a management control device during the year for all funds consistent with the general obligation bond indenture and other statutory provisions. All funds completed the year within the amount of their legally authorized cash basis appropriation.
6. Appropriation amounts are as originally adopted, or as amended by the Board of Education through the year by supplemental appropriations, which either reallocated or increased the original appropriated amounts. All supplemental appropriations were legally enacted by the Board prior to June 30, 2016; however, none of these amendments were significant. The budget figures, as shown in the accompanying budgetary statement, reflect the original and final appropriation amounts including all amendments and modifications.
7. Unencumbered appropriations lapse at year-end. Encumbered appropriations are carried forward to the succeeding fiscal year and need not be re-appropriated. Expenditures plus encumbrances may not legally exceed budgeted appropriations at the fund level.

**FIELD LOCAL SCHOOL DISTRICT
PORTAGE COUNTY, OHIO**

NOTES TO THE BASIC FINANCIAL STATEMENTS
FOR THE FISCAL YEAR ENDED JUNE 30, 2016

NOTE 2 - SUMMARY OF SIGNIFICANT ACCOUNTING POLICIES - (Continued)

F. Cash and Investments

To improve cash management, cash received by the District is pooled in a central bank account. Monies for all funds are maintained in this account or temporarily used to purchase short-term investments. Individual fund integrity is maintained through District records. Each fund's interest in the pool is presented as "equity in pooled cash and cash equivalents" on the basic financial statements.

During fiscal year 2016, investments were limited to the State Treasury Asset Reserve of Ohio (STAR Ohio) and non-negotiable certificates of deposit. Except for nonparticipating investment contracts, such as non-negotiable certificates of deposit, investments are reported at fair value, which is based on quoted market prices.

STAR Ohio is an investment pool managed by the State Treasurer's Office, which allows governments within the State to pool their funds for investment purposes. STAR Ohio is not registered with the SEC as an investment company, but does operate in a manner consistent with Rule 2a7 of the Investment Company Act of 1940. Investments in STAR Ohio are valued at STAR Ohio's shares price which is the price at which the investment could be sold on June 30, 2016.

Under existing Ohio statutes, the Board of Education has, by resolution, specified funds to receive an allocation of interest earnings. Interest revenue credited to the general fund during fiscal year 2016 amounted to \$14,430, which includes \$1,246 assigned from other District funds.

For presentation on the basic financial statements, investments of the cash management pool and investments with original maturities of three months or less at the time they are purchased by the District are considered to be cash equivalents. Investments with an initial maturity of more than three months are reported as investments.

An analysis of the District's investment account at fiscal year-end is provided in Note 4.

G. Interfund Balances

On fund financial statements, receivables and payables resulting from interfund loans and cash deficits among the governmental activities are classified as "interfund loans receivable/payable". These amounts are eliminated in the governmental activities column on the statement of net position.

H. Inventory

On government-wide and fund financial statements, purchased inventories are presented at the lower of cost or market and donated commodities are presented at their entitlement value. Inventories are recorded on a first-in, first-out basis and are expensed when used. Inventories are accounted for using the consumption method.

On the fund financial statements, reported materials and supplies inventory is equally offset by a nonspendable fund balance in the governmental funds which indicates that it does not constitute available spendable resources even though it is a component of net current assets.

Inventory consists of expendable supplies held for consumption, donated food and purchased food.

**FIELD LOCAL SCHOOL DISTRICT
PORTAGE COUNTY, OHIO**

NOTES TO THE BASIC FINANCIAL STATEMENTS
FOR THE FISCAL YEAR ENDED JUNE 30, 2016

NOTE 2 - SUMMARY OF SIGNIFICANT ACCOUNTING POLICIES - (Continued)

I. Restricted Assets

Restricted assets in the general fund represent cash and cash equivalents set-aside to restrict these assets for bus purchases. These restricted assets are required by State statute. A schedule of set-asides is presented in Note 17.

J. Capital Assets

General capital assets are those assets specifically related to governmental activities. These assets generally result from expenditures in the governmental funds. These assets are reported in the governmental activities column of the government-wide statement of net position, but are not reported in the fund financial statements.

All capital assets are capitalized at cost (or estimated historical cost) and updated for additions and retirements during the year. Donated capital assets are recorded at their fair market values as of the date received. The District maintains a capitalization threshold of \$5,000. The District does not possess any infrastructure. Improvements are capitalized; the costs of normal maintenance and repairs that do not add to the value of the asset or materially extend an asset's life are not.

All reported capital assets except land are depreciated. Improvements are depreciated over the remaining useful lives of the related capital assets. Depreciation is computed using the straight-line method over the following useful lives:

Description	Governmental Activities <u>Estimated Lives</u>
Land Improvements	15 - 30 Years
Buildings and Improvements	15 - 62 Years
Furniture, Fixtures, and Equipment	5 - 20 Years
Vehicles	5 - 15 Years

K. Compensated Absences

Vacation benefits are accrued as a liability as the benefits are earned if the employees' rights to receive compensation are attributable to services already rendered and it is probable that the District will compensate the employees for the benefits through paid time off or some other means.

Sick leave benefits are accrued as a liability using the termination method. An accrual for earned sick leave is made to the extent that it is probable that the benefits will result in termination payments. The liability is based on the District's past experience of making termination payments. The entire compensated absences liability is reported on the government-wide financial statements.

For the governmental fund financial statements, compensated absences are recognized as liabilities and expenditures to the extent payments come due each period upon the occurrence of employee resignations and retirements. These amounts are recorded in the account "compensated absences payable" in the fund from which the employees who have accumulated leave are paid.

**FIELD LOCAL SCHOOL DISTRICT
PORTAGE COUNTY, OHIO**

NOTES TO THE BASIC FINANCIAL STATEMENTS
FOR THE FISCAL YEAR ENDED JUNE 30, 2016

NOTE 2 - SUMMARY OF SIGNIFICANT ACCOUNTING POLICIES - (Continued)

L. Accrued Liabilities and Long-Term Obligations

All payables, accrued liabilities and long-term obligations are reported in the government-wide financial statements.

In general, governmental fund payables and accrued liabilities that, once incurred, are paid in a timely manner and in full from current financial resources are reported as obligations of the funds; however, claims and judgments and compensated absences that will be paid from governmental funds are reported as a liability in the fund financial statements only to the extent that they are due for payment during the subsequent year. Bonds are recognized as a liability on the fund financial statements when due.

M. Unamortized Bond Premiums and Discounts, and Deferred Charges on Debt Refunding

On the government-wide financial statements, bond premiums and discounts are amortized over the term of the bonds using the straight line method, which approximates the effective interest method. Bond premiums are presented as an addition to the face amount of the bonds and bond discounts are presented as a reduction to the face amount of the bonds. On the governmental fund financial statements, bond premiums and discounts are recognized in the period in which these items are incurred. The reconciliation between the face value of bonds and the amount reported on the statement of net position is presented in Note 10.

For current and advance refundings resulting in the defeasance of debt reported in the government-wide financial statements, the difference between the reacquisition price and the net carrying amount of the refunded debt is amortized as a component of interest expense. This accounting gain or loss on refunding is amortized over the remaining term of the old debt or the term of the new debt, whichever is shorter, and is presented on the statement of net position as a deferred inflow of resources or a deferred outflow of resources.

N. Fund Balance

Fund balance is divided into five classifications based primarily on the extent to which the District is bound to observe constraints imposed upon the use of the resources in the governmental funds. The classifications are as follows:

Nonspendable - The nonspendable fund balance classification includes amounts that cannot be spent because they are not in spendable form or legally required to be maintained intact. The “not in spendable form” criterion includes items that are not expected to be converted to cash.

Restricted - Fund balance is reported as restricted when constraints are placed on the use of resources that are either externally imposed by creditors (such as through debt covenants), grantors, contributors, or laws or regulations of other governments, or imposed by law through constitutional provisions or enabling legislation.

**FIELD LOCAL SCHOOL DISTRICT
PORTAGE COUNTY, OHIO**

NOTES TO THE BASIC FINANCIAL STATEMENTS
FOR THE FISCAL YEAR ENDED JUNE 30, 2016

NOTE 2 - SUMMARY OF SIGNIFICANT ACCOUNTING POLICIES - (Continued)

Committed - The committed fund balance classification includes amounts that can be used only for the specific purposes imposed by a formal action (resolution) of the District Board of Education (the highest level of decision making authority). Those committed amounts cannot be used for any other purpose unless the District Board of Education removes or changes the specified use by taking the same type of action (resolution) it employed to previously commit those amounts. Committed fund balance also incorporates contractual obligations to the extent that existing resources in the fund have been specifically committed for use in satisfying those contractual requirements.

Assigned - Amounts in the assigned fund balance classification are intended to be used by the District for specific purposes but do not meet the criteria to be classified as restricted nor committed. In governmental funds other than the general fund, assigned fund balance represents the remaining amount that is not restricted or committed. In the general fund, assigned amounts represent intended uses established by policies of the District's Board of Education, which includes giving the Treasurer the authority to constrain monies for intended purposes.

Unassigned - Unassigned fund balance is the residual classification for the general fund and includes all spendable amounts not contained in the other classifications. In other governmental funds, the unassigned classification is only used to report a deficit fund balance resulting from overspending for specific purposes for which amounts had been restricted, committed, or assigned.

The District applies restricted resources first when expenditures are incurred for purposes for which restricted and unrestricted (committed, assigned, and unassigned) fund balance is available. Similarly, within unrestricted fund balance, committed amounts are reduced first followed by assigned, and then unassigned amounts when expenditures are incurred for purposes for which amounts in any of the unrestricted fund balance classifications could be used.

O. Interfund Activity

Exchange transactions between funds are reported as revenues in the seller funds and as expenditures/expenses in the purchaser funds. Flows of cash or goods from one fund to another without a requirement for repayment are reported as interfund transfers. Interfund transfers are reported as other financing sources/uses in governmental funds. Repayments from funds responsible for particular expenditures/expenses to the funds that initially paid for them are not presented on the basic financial statements.

P. Net Position

Net position represents the difference between assets and deferred outflows and liabilities and deferred inflows. The net position component "net investment in capital assets" consists of capital assets, net of accumulated depreciation, reduced by the outstanding balances of any borrowing used for the acquisition, construction or improvement of those assets. Deferred outflows of resources and deferred inflows of resources that are attributable to the acquisition, construction or improvement of those assets or related debt also should be included in this component of net position. Net position is reported as restricted when there are limitations imposed on its use either through the enabling legislation adopted by the District or through external restrictions imposed by creditors, grantors or laws or regulations of other governments. Net position restricted for other purposes consists of amounts restricted for capital projects, debt service, locally funded programs, state funded programs, federally funded programs, student activities, other purposes and special trust funds.

**FIELD LOCAL SCHOOL DISTRICT
PORTAGE COUNTY, OHIO**

NOTES TO THE BASIC FINANCIAL STATEMENTS
FOR THE FISCAL YEAR ENDED JUNE 30, 2016

NOTE 2 - SUMMARY OF SIGNIFICANT ACCOUNTING POLICIES - (Continued)

The District applies restricted resources first when an expense is incurred for purposes for which both restricted and unrestricted net position is available.

Q. Estimates

The preparation of the basic financial statements in conformity with GAAP requires management to make estimates and assumptions that affect the amounts reported in the basic financial statements and accompanying notes. Actual results may differ from those estimates.

R. Pensions

For purposes of measuring the net pension liability, deferred outflows of resources and deferred inflows of resources related to pensions, and pension expense, information about the fiduciary net position of the pension plans and additions to/deductions from their fiduciary net position have been determined on the same basis as they are reported by the pension systems. For this purpose, benefit payments (including refunds of employee contributions) are recognized when due and payable in accordance with the benefit terms. The pension systems report investments at fair value.

S. Extraordinary and Special Items

Extraordinary items are transactions or events that are both unusual in nature and infrequent in occurrence. Special items are transactions or events that are within the control of the Board of Education and that are either unusual in nature or infrequent in occurrence. At June 30, 2016 the District had a special item for distributions from the Stark County Schools Council of Governments. This is due to the District no longer using the Council of Governments for employee medical insurance. The special item amount is the District's portion of assets that were attributable to the District when they left the Council of Governments.

NOTE 3 - ACCOUNTABILITY AND COMPLIANCE

A. Change in Accounting Principles

For fiscal year 2016, the District has implemented GASB Statement No. 72, "Fair Value Measurement and Application", GASB Statement No. 73 "Accounting and Financial Reporting for Pensions and Related Assets That Are Not within the Scope of GASB Statement 68, and Amendments to Certain Provisions of GASB Statements 67 and 68", GASB Statement No. 76, "The Hierarchy of Generally Accepted Accounting Principles for State and Local Governments", and GASB Statement No. 79, "Certain External Investment Pools and Pool Participants".

GASB Statement No. 72 addresses accounting and financial reporting issues related to fair value measurement. This Statement also provides guidance for applying fair value to certain investments and disclosures related to all fair value measurements. The implementation of GASB Statement No. 72 did not have an effect on the financial statements of the District.

GASB Statement No. 73 improves the usefulness of information about pensions included in the general purposes external financial reports of state and local governments for making decisions and assessing accountability. The implementation of GASB Statement No. 73 did not have an effect on the financial statements of the District.

**FIELD LOCAL SCHOOL DISTRICT
PORTAGE COUNTY, OHIO**

NOTES TO THE BASIC FINANCIAL STATEMENTS
FOR THE FISCAL YEAR ENDED JUNE 30, 2016

NOTE 3 - ACCOUNTABILITY AND COMPLIANCE - (Continued)

GASB Statement No. 76 identifies - in the context of the current governmental financial reporting environment - the hierarchy of generally accepted accounting principles (GAAP). This Statement reduces the GAAP hierarchy to two categories of authoritative GAAP and addresses the use of authoritative and nonauthoritative literature in the event that the accounting treatment for a transaction or other event is not specified within a source of authoritative GAAP. The implementation of GASB Statement No. 76 did not have an effect on the financial statements of the District.

GASB Statement No. 79 establishes criteria for an external investment pool to qualify for making the election to measure all of its investments at amortized cost for financial reporting purposes. The implementation of GASB Statement No. 79 did not have an effect on the financial statements of the District.

B. Deficit Fund Balances

Fund balances at June 30, 2016 included the following individual fund deficits:

<u>Nonmajor funds</u>	<u>Deficit</u>
IDEA Part B	\$ 27,170
Technology Title II D	14,150
Title I	21,368
Improving Teacher Quality	18,635

The general fund is liable for any deficit in these funds and provides transfers when cash is required, not when accruals occur. The deficit fund balances resulted from adjustments for accrued liabilities.

NOTE 4 - DEPOSITS AND INVESTMENTS

State statutes classify monies held by the District into three categories.

Active deposits are public deposits necessary to meet current demands on the treasury. Such monies must be maintained either as cash in the District treasury, in commercial accounts payable or withdrawable on demand, including negotiable order of withdrawal (NOW) accounts, or in money market deposit accounts.

Inactive deposits are public deposits that the Board of Education has identified as not required for use within the current five year period of designation of depositories. Inactive deposits must either be evidenced by certificates of deposit maturing not later than the end of the current period of designation of depositories, or by savings or deposit accounts including, but not limited to, passbook accounts.

Interim deposits are deposits of interim monies. Interim monies are those monies which are not needed for immediate use, but which will be needed before the end of the current period of designation of depositories. Interim deposits must be evidenced by time certificates of deposit maturing not more than one year from the date of deposit or by savings or deposit accounts including passbook accounts.

**FIELD LOCAL SCHOOL DISTRICT
PORTAGE COUNTY, OHIO**

NOTES TO THE BASIC FINANCIAL STATEMENTS
FOR THE FISCAL YEAR ENDED JUNE 30, 2016

NOTE 4 - DEPOSITS AND INVESTMENTS - (Continued)

Interim monies may be deposited or invested in the following securities:

1. United States Treasury Notes, Bills, Bonds, or any other obligation or security issued by the United States Treasury or any other obligation guaranteed as to principal and interest by the United States;
2. Bonds, notes, debentures, or any other obligations or securities issued by any federal government agency or instrumentality, including, but not limited to, the Federal National Mortgage Association, Federal Home Loan Bank, Federal Farm Credit Bank, Federal Home Loan Mortgage Corporation, Government National Mortgage Association, and Student Loan Marketing Association. All federal agency securities shall be direct issuances of federal government agencies or instrumentalities;
3. Written repurchase agreements in the securities listed above provided that the market value of the securities subject to the repurchase agreement must exceed the principal value of the agreement by at least two percent and be marked to market daily, and that the term of the agreement must not exceed thirty days;
4. Bonds and other obligations of the State of Ohio;
5. No-load money market mutual funds consisting exclusively of obligations described in items (1) and (2) above and repurchase agreements secured by such obligations, provided that investments in securities described in this division are made only through eligible institutions;
6. The State Treasury Asset Reserve of Ohio (STAR Ohio);
7. Certain banker's acceptance and commercial paper notes for a period not to exceed one hundred eighty days from the purchase date in an amount not to exceed twenty-five percent of the interim monies available for investment at any one time; and,
8. Under limited circumstances, corporate note interests rated in either of the two highest classifications by at least two nationally recognized rating agencies.

Protection of the District's deposits is provided by the Federal Deposit Insurance Corporation (FDIC), by eligible securities pledged by the financial institution as security for repayment, by surety company bonds deposited with the Treasurer by the financial institution or by a single collateral pool established by the financial institution to secure the repayment of all public monies deposited with the institution.

Investments in stripped principal or interest obligations, reverse repurchase agreements and derivatives are prohibited. The issuance of taxable notes for the purpose of arbitrage, the use of leverage and short selling are also prohibited. An investment must mature within five years from the date of purchase unless matched to a specific obligation or debt of the District and must be purchased with the expectation that it will be held to maturity. Investments may only be made through specified dealers and institutions. Payment for investments may be made only upon delivery of the securities representing the investments to the Treasurer or, if the securities are not represented by a certificate, upon receipt of confirmation of transfer from the custodian.

**FIELD LOCAL SCHOOL DISTRICT
PORTAGE COUNTY, OHIO**

NOTES TO THE BASIC FINANCIAL STATEMENTS
FOR THE FISCAL YEAR ENDED JUNE 30, 2016

NOTE 4 - DEPOSITS AND INVESTMENTS - (Continued)

A. Cash on Hand

At fiscal year-end, the District had \$100 in undeposited cash on hand which is included on the financial statements of the District as part of “equity in pooled cash and cash equivalents”.

B. Deposits with Financial Institutions

At June 30, 2016, the carrying amount of all District deposits was \$158,397. Based on the criteria described in GASB Statement No. 40, “*Deposits and Investment Risk Disclosures*”, as of June 30, 2016, \$25,419 of the District’s bank balance of \$392,375 was exposed to custodial risk as discussed below, while \$366,956 was covered by the FDIC.

Custodial Credit Risk: Custodial credit risk is the risk that, in the event of bank failure, the District’s deposits may not be returned. All deposits are collateralized with eligible securities in amounts equal to at least 105% of the carrying value of the deposits. Such collateral, as permitted by the Ohio Revised Code, is held in single financial institution collateral pools at Federal Reserve Banks, or at member banks of the federal reserve system, in the name of the respective depository bank and pledged as a pool of collateral against all of the public deposits it holds or as specific collateral held at the Federal Reserve Bank in the name of the District. The District has no deposit policy for custodial credit risk beyond the requirements of State statute. Although the securities were held by the pledging institutions’ trust department and all statutory requirements for the deposit of money had been followed, noncompliance with federal requirements could potentially subject the District to a successful claim by the FDIC.

C. Investments

As of June 30, 2016, the District had the following investment and maturity:

Investment type	Fair Value	Investment Maturity 6 months or less
STAR Ohio	\$ 6,119,059	\$ 6,119,059

Interest Rate Risk: Interest rate risk arises when potential purchasers of debt securities will not agree to pay face value for those securities if interest rates subsequently increase. As a means of limiting its exposure to fair value losses arising from rising interest rates and according to State law, the District’s investment policy limits investment portfolio maturities to five years or less.

Credit Risk: STAR Ohio carries a rating of AAAM by Standard & Poor’s. Ohio law requires that STAR Ohio maintain the highest rating provided by at least one nationally recognized standard rating service.

**FIELD LOCAL SCHOOL DISTRICT
PORTAGE COUNTY, OHIO**

NOTES TO THE BASIC FINANCIAL STATEMENTS
FOR THE FISCAL YEAR ENDED JUNE 30, 2016

NOTE 4 - DEPOSITS AND INVESTMENTS - (Continued)

Custodial Credit Risk: For an investment, custodial credit risk is the risk that, in the event of the failure of the counterparty, the District will not be able to recover the value of its investments or collateral securities that are in the possession of an outside party. The District has no investment policy dealing with investment custodial credit risk beyond the requirement of State statute that prohibits payment for investments prior to the delivery of the securities representing such investments to the Treasurer or qualified trustee.

Concentration of Credit Risk: The District places no limit on the amount that may be invested in any one issuer. The following table includes the percentage of each investment type held by the District at June 30, 2016:

<u>Investment type</u>	<u>Fair Value</u>	<u>% of Total</u>
STAR Ohio	\$ 6,119,059	100.00

D. Reconciliation of Cash and Investments to the Statement of Net Position

The following is a reconciliation of cash and investments as reported in the note above to cash and investments as reported on the statement of net position as of June 30, 2016:

<u>Cash and cash equivalents per note</u>	
Carrying amount of deposits	\$ 158,397
Investments	6,119,059
Cash on hand	100
Total	<u>\$ 6,277,556</u>
<u>Cash and investments per statement of net position</u>	
Governmental activities	\$ 6,100,860
Private-purpose trust fund	117,194
Agency funds	59,502
Total	<u>\$ 6,277,556</u>

NOTE 5 - INTERFUND TRANSACTIONS

- A.** Interfund balances at June 30, 2016 as reported on the fund statements include the following interfund loans receivable and payable:

<u>Receivable fund</u>	<u>Payable fund</u>	<u>Amount</u>
General fund	Nonmajor governmental funds	<u>\$ 77,324</u>

This interfund balance will be repaid once the anticipated revenues are received. Interfund balances between governmental funds are eliminated on the statement of net position.

**FIELD LOCAL SCHOOL DISTRICT
PORTAGE COUNTY, OHIO**

NOTES TO THE BASIC FINANCIAL STATEMENTS
FOR THE FISCAL YEAR ENDED JUNE 30, 2016

NOTE 5 - INTERFUND TRANSACTIONS - (Continued)

B. Interfund transfers for fiscal year 2016 consisted of the following, as reported on the fund statements:

<u>Transfers from general fund to:</u>	<u>Amount</u>
Bond Retirement Fund	\$ 3,331
Nonmajor Governmental funds	<u>14,249</u>
Total	<u>\$ 17,580</u>

Transfers are used to move revenues from the fund that statute or budget required to collect them to the fund that statute or budget requires to expend them and to use unrestricted revenues collected in the general fund to finance various programs accounted for in other funds in accordance with budgetary authorizations.

All transfers made in fiscal year 2016 were in accordance with Ohio Revised Code Sections 5705.14, 5705.15 and 5705.16. Transfers between governmental funds are eliminated on the government-wide financial statements.

NOTE 6 - PROPERTY TAXES

Property taxes are levied and assessed on a calendar year basis while the District's fiscal year runs from July through June. First half tax collections are received by the District in the second half of the fiscal year. Second half tax distributions occur in the first half of the following fiscal year.

Property taxes include amounts levied against all real property and public utility property. Real property tax revenues received in calendar year 2016 represent the collection of calendar year 2015 taxes. Real property taxes received in calendar year 2016 were levied after April 1, 2015 on the assessed values as of January 1, 2015, the lien date. Assessed values for real property taxes are established by State statute at 35 percent of appraised market value. Real property taxes are payable annually or semiannually. If paid annually, payment is due December 31; if paid semiannually, the first payment is due December 31, with the remainder payable by June 20. Under certain circumstances, State statute permits alternate payment dates to be established. Public utility property tax revenues received in calendar year 2016 represent the collection of calendar year 2015 taxes. Public utility real and personal property taxes received in calendar year 2016 became a lien on December 31, 2014, were levied after April 1, 2015, and are collected with real property taxes. Public utility real property is assessed at 35 percent of true value; public utility tangible personal property is currently assessed at varying percentages of true value.

The District receives property taxes from Portage County. The County Auditor periodically advances to the District its portion of the taxes collected. Second-half real property tax payments collected by the County by June 30, 2016 are available to finance fiscal year 2016 operations. The amount available as an advance at June 30, 2016 was \$1,994,519 in the general fund and \$340,990 in the bond retirement fund. This amount is recorded as revenue. The amount available for advance at June 30, 2015 was \$1,043,793 in the general fund and \$163,629 in the bond retirement fund. The amount of second-half real property taxes available for advance at fiscal year-end can vary based on the date the tax bills are sent.

**FIELD LOCAL SCHOOL DISTRICT
PORTAGE COUNTY, OHIO**

NOTES TO THE BASIC FINANCIAL STATEMENTS
FOR THE FISCAL YEAR ENDED JUNE 30, 2016

NOTE 6 - PROPERTY TAXES - (Continued)

Accrued property taxes receivable includes real property, public utility property and delinquent tangible personal property taxes which are measurable as of June 30, 2016 and for which there is an enforceable legal claim. Although total property tax collections for the next fiscal year are measurable, only the amount of real property taxes available as an advance at June 30 was levied to finance current fiscal year operations and is reported as revenue at fiscal year-end. The portion of the receivable not levied to finance current fiscal year operations is offset by a credit to deferred inflows.

On the accrual basis of accounting, collectible delinquent property taxes have been recorded as a receivable and revenue, while on a modified accrual basis of accounting the revenue has been reported as a deferred inflow.

The assessed values upon which the fiscal year 2016 taxes were collected are:

	2015 Second Half Collections		2016 First Half Collections	
	<u>Amount</u>	<u>Percent</u>	<u>Amount</u>	<u>Percent</u>
Agricultural/residential and other real estate	\$ 360,100,450	97.33	\$ 364,436,400	97.15
Public utility personal	<u>9,896,190</u>	<u>2.67</u>	<u>10,703,380</u>	<u>2.85</u>
Total	<u>\$ 369,996,640</u>	<u>100.00</u>	<u>\$ 375,139,780</u>	<u>100.00</u>
Tax rate per \$1,000 of assessed valuation	\$54.70		\$55.01	

NOTE 7 - RECEIVABLES

Receivables at June 30, 2016 consisted of taxes, payment in lieu of taxes, accounts, and intergovernmental grants and entitlements. All receivables are considered collectible in full due to the ability to foreclose for the nonpayment of taxes, the stable condition of state programs and the current year guarantee of federal funds. A summary of the principal items of receivables reported on the statement of net position follows:

Governmental activities:

Property taxes	\$ 10,450,613
Payment in lieu of taxes	560,422
Accounts	14,132
Intergovernmental	<u>245,614</u>
Total	<u>\$ 11,270,781</u>

Receivables have been disaggregated on the face of the basic financial statements. All receivables are expected to be collected within the subsequent year.

**FIELD LOCAL SCHOOL DISTRICT
PORTAGE COUNTY, OHIO**

NOTES TO THE BASIC FINANCIAL STATEMENTS
FOR THE FISCAL YEAR ENDED JUNE 30, 2016

NOTE 8 - PAYMENT IN LIEU OF TAXES

The District has entered into tax incremental financing agreements with local companies. These companies were granted reductions or exemptions from property tax obligations to encourage economic development in the area; however, as part of these agreements, the companies make payments in lieu of taxes to the District to compensate the District for its portion of the reduction in property tax receipts. On the governmental fund financial statements, payment in lieu of taxes revenues totaled \$552,148 in the general fund during fiscal year 2016.

NOTE 9 - CAPITAL ASSETS

Capital asset activity for the fiscal year ended June 30, 2016 is as follows:

Governmental activities:	Balance 7/1/2015	Additions	Deductions	Balance 6/30/2016
<i>Capital assets, not being depreciated:</i>				
Land	\$ 597,678	\$ -	\$ -	\$ 597,678
Total capital assets, not being depreciated	<u>597,678</u>	<u>-</u>	<u>-</u>	<u>597,678</u>
<i>Capital assets, being depreciated:</i>				
Land improvements	217,126	-	-	217,126
Buildings and improvements	31,482,622	-	-	31,482,622
Furniture, fixtures and equipment	1,818,010	40,684	(175,417)	1,683,277
Vehicles	861,818	184,900	(43,078)	1,003,640
Total capital assets, being depreciated	<u>34,379,576</u>	<u>225,584</u>	<u>(218,495)</u>	<u>34,386,665</u>
<i>Less: accumulated depreciation:</i>				
Land improvements	(51,539)	(5,701)	-	(57,240)
Buildings and improvements	(7,243,831)	(651,146)	-	(7,894,977)
Furniture, fixtures and equipment	(1,098,764)	(118,657)	135,584	(1,081,837)
Vehicles	(723,513)	(30,972)	43,078	(711,407)
Total accumulated depreciation	<u>(9,117,647)</u>	<u>(806,476)</u>	<u>178,662</u>	<u>(9,745,461)</u>
Governmental activities capital assets, net	<u>\$ 25,859,607</u>	<u>\$ (580,892)</u>	<u>\$ (39,833)</u>	<u>\$ 25,238,882</u>

**FIELD LOCAL SCHOOL DISTRICT
PORTAGE COUNTY, OHIO**

NOTES TO THE BASIC FINANCIAL STATEMENTS
FOR THE FISCAL YEAR ENDED JUNE 30, 2016

NOTE 9 - CAPITAL ASSETS – (Continued)

Depreciation expense was charged to governmental functions as follows:

<u>Instruction:</u>	
Regular	\$ 423,568
Special	83,335
Vocational	1,980
Other	1,081
<u>Support services:</u>	
Pupil	40,009
Instructional staff	21,786
Board of education	542
Administration	65,037
Fiscal	12,281
Business services	6,006
Operations and maintenance	52,428
Pupil transportation	55,280
<u>Operation of non-instructional services:</u>	
Extracurricular activities	18,404
Food service	24,739
Total depreciation expense	<u>\$ 806,476</u>

**FIELD LOCAL SCHOOL DISTRICT
PORTAGE COUNTY, OHIO**

NOTES TO THE BASIC FINANCIAL STATEMENTS
FOR THE FISCAL YEAR ENDED JUNE 30, 2016

NOTE 10 - LONG-TERM OBLIGATIONS

A. The changes in the District's long-term obligations during fiscal year 2016 were as follows.

Governmental activities:	Balance Outstanding 7/1/2015	Additions	Reductions	Balance Outstanding 6/30/2016	Amounts Due in One Year
General obligation bonds					
Series 2013 Refunding Bonds	\$ 8,506,721	\$ 94,596	\$ (145,000)	\$ 8,456,317	\$ 145,000
Series 2014 Refunding Bonds	9,288,435	40,229	(125,000)	9,203,664	125,000
Series 2015 Refunding Bonds	4,400,639	101,662	(585,000)	3,917,301	522,301
Energy Conservation Bonds	840,000	-	(75,000)	765,000	80,000
Total general obligation bonds	<u>23,035,795</u>	<u>236,487</u>	<u>(930,000)</u>	<u>22,342,282</u>	<u>872,301</u>
OWDA loans payable	7,371	-	(7,371)	-	-
Capital lease payable	180,235	-	(52,987)	127,248	55,146
Net pension liability	23,799,086	3,110,394	-	26,909,480	-
Compensated absences	<u>1,265,556</u>	<u>182,409</u>	<u>(294,456)</u>	<u>1,153,509</u>	<u>81,855</u>
Total governmental activities	<u>\$ 48,288,043</u>	<u>\$ 3,529,290</u>	<u>\$ (1,284,814)</u>	50,532,519	<u>\$ 1,009,302</u>
Unamortized premiums on general obligation bonds				<u>1,808,287</u>	
Total long-term obligations as reported on the statement of net position				<u>\$ 52,340,806</u>	

B. Compensated Absences

Compensated absences will be paid from the fund from which the employees' salaries are paid. For the District, these are primarily the general fund and the food service fund (a nonmajor governmental fund).

C. General Obligation Bonds

General obligation bonds are direct obligations of the District for which its full faith and credit are pledged for repayment. General obligation bonds are to be repaid from voted and unvoted general property taxes. Property tax monies will be received in and the debt will be repaid from the bond retirement debt service fund. Payments of principal and interest related to these bonds are recorded as expenditures of the bond retirement fund.

**FIELD LOCAL SCHOOL DISTRICT
PORTAGE COUNTY, OHIO**

NOTES TO THE BASIC FINANCIAL STATEMENTS
FOR THE FISCAL YEAR ENDED JUNE 30, 2016

NOTE 10 - LONG-TERM OBLIGATIONS - (Continued)

The following is a schedule of activity for the District's general obligation bonds:

	Balance 7/1/2015	Additions	Reductions	Balance 6/30/2016	Amounts Due in One Year
General obligation bonds:					
Series 2013 Refunding Bonds					
Current interest bonds	\$ 7,960,000	\$ -	\$ (145,000)	\$ 7,815,000	\$ 145,000
Capital appreciation bonds	395,000	-	-	395,000	-
Accreted interest	<u>151,721</u>	<u>94,596</u>	<u>-</u>	<u>246,317</u>	<u>-</u>
Total Series 2013 Refunding Bonds	<u>8,506,721</u>	<u>94,596</u>	<u>(145,000)</u>	<u>8,456,317</u>	<u>145,000</u>
Series 2014 Refunding Bonds					
Current interest bonds	9,270,000	-	(125,000)	9,145,000	125,000
Capital appreciation bonds	5,000	-	-	5,000	-
Accreted interest	<u>13,435</u>	<u>40,229</u>	<u>-</u>	<u>53,664</u>	<u>-</u>
Total Series 2014 Refunding Bonds	<u>9,288,435</u>	<u>40,229</u>	<u>(125,000)</u>	<u>9,203,664</u>	<u>125,000</u>
Series 2015 Refunding Bonds					
Current interest bonds	4,390,000	-	(585,000)	3,805,000	410,000
Capital appreciation bonds	4,998	-	-	4,998	4,998
Accreted interest	<u>5,641</u>	<u>101,662</u>	<u>-</u>	<u>107,303</u>	<u>107,303</u>
Total Series 2015 Refunding Bonds	<u>4,400,639</u>	<u>101,662</u>	<u>(585,000)</u>	<u>3,917,301</u>	<u>522,301</u>
Energy Conservation Bonds					
Current interest bonds	<u>840,000</u>	<u>-</u>	<u>(75,000)</u>	<u>765,000</u>	<u>80,000</u>
Total 2011 Energy Conservation Bonds	<u>840,000</u>	<u>-</u>	<u>(75,000)</u>	<u>765,000</u>	<u>80,000</u>
Total General Obligation Bonds	<u>\$ 23,035,795</u>	<u>\$ 236,487</u>	<u>\$ (930,000)</u>	<u>\$ 22,342,282</u>	<u>\$ 872,301</u>

Series 2013 Refunding Bonds - On April 18, 2013, the District issued Series 2013 Refunding general obligation bonds to advance refund an \$8,770,000 portion of the District's Series 2005 School Facilities Construction and Improvement general obligation bonds. The issuance proceeds of \$8,770,000 were used to purchase securities which were placed in an irrevocable trust to provide resources for all future debt service payments on the refunded debt.

The original issue was comprised of current interest serial refunding bonds, par value \$7,630,000, current interest term refunding bonds, par value \$745,000, and capital appreciation refunding bonds, par value \$395,000. Interest payments on the current interest serial refunding bonds are due on May 1 and November 1 of each year until final maturity at November 1, 2032 at interest rates ranging from 1.0% to 4.5%. The current interest term refunding bonds bear an interest rate of 3.375% with a final stated maturity at November 1, 2029.

**FIELD LOCAL SCHOOL DISTRICT
PORTAGE COUNTY, OHIO**

NOTES TO THE BASIC FINANCIAL STATEMENTS
FOR THE FISCAL YEAR ENDED JUNE 30, 2016

NOTE 10 - LONG-TERM OBLIGATIONS - (Continued)

The capital appreciation bonds mature on November 1, 2021, 2022, and 2023 at a redemption price equal to 100% of the principal, plus accrued interest to the redemption date at stated approximate yields to maturity of 3.00%, 3.15%, and 3.35%, respectively. The accreted value at maturity for the capital appreciation bonds is \$1,790,000. Total accreted interest of \$246,317 has been included in the statement of net position.

The current interest term refunding bonds due November 1, 2029 are subject to mandatory sinking fund redemption at a redemption price of 100% of the principal amount to be redeemed, plus accrued interest to the date of redemption, on November 1, 2028 at a principal amount of \$25,000. Remaining principal on the current interest term refunding bond of \$720,000 is due at stated maturity on November 1, 2029.

The reacquisition price exceeded the net carrying amount of the old debt by \$1,045,588. This amount is amortized as a deferred outflow of resources over the remaining term of the refunding debt, which is one month less than the term of the refunded debt.

Series 2014 Refunding Bonds - On May 22, 2014, the District issued Series 2014 Refunding general obligation bonds to advance refund \$9,310,000 of the District's Series 2005 School Facilities Construction and Improvement general obligation bonds. The issuance proceeds of \$9,310,000 were used to purchase securities which were placed in an irrevocable trust to provide resources for all future debt service payments on the refunded debt.

The original issue was comprised of current interest serial refunding bonds, par value \$7,625,000, current interest term refunding bonds, par value \$1,680,000, and capital appreciation refunding bonds, par value \$5,000. Interest payments on the current interest serial refunding bonds are due on June 1 and December 1 of each year until final maturity at December 1, 2031 at interest rates ranging from 1.0% to 3.5%. The current interest term refunding bonds bear an interest rate of 4.00% with a final stated maturity at December 1, 2029.

The capital appreciation bonds mature on December 1, 2017 and 2018 at a redemption price equal to 100% of the principal, plus accrued interest to the redemption date at stated approximate yields to maturity of 1.75% and 2.03%, respectively. The accreted value at maturity for the capital appreciation bonds is \$695,000. Total accreted interest of \$53,664 has been included in the statement of net position.

The current interest term refunding bonds due December 1, 2029 are subject to mandatory sinking fund redemption at a redemption price of 100% of the principal amount to be redeemed, plus accrued interest to the date of redemption, on December 1, 2027 at a principal amount of \$800,000. Remaining principal on the current interest term refunding bonds of \$880,000 is due at stated maturity on December 1, 2029.

The reacquisition price exceeded the net carrying amount of the old debt by \$268,098. This amount is amortized as a deferred outflow of resources over the remaining term of the refunding debt, which is equal to the life of the new debt issued.

**FIELD LOCAL SCHOOL DISTRICT
PORTAGE COUNTY, OHIO**

NOTES TO THE BASIC FINANCIAL STATEMENTS
FOR THE FISCAL YEAR ENDED JUNE 30, 2016

NOTE 10 - LONG-TERM OBLIGATIONS - (Continued)

Series 2015 Refunding Bonds - On March 18, 2015, the District issued Series 2015 Refunding general obligation bonds to advance refund the remaining \$4,395,000 of the District's Series 2005 School Facilities Construction and Improvement general obligation bonds. The issuance proceeds of \$4,394,998 were used to purchase securities which were placed in an irrevocable trust to provide resources for all future debt service payments on the refunded debt.

The original issue was comprised of current interest serial refunding bonds, par value \$4,235,000, current interest term refunding bonds, par value \$155,000, and capital appreciation refunding bonds, par value \$4,998. Interest payments on the current interest serial refunding bonds are due on June 1 and December 1 of each year until final maturity at December 1, 2032 at interest rates ranging from 1.0% to 4.25%. The current interest term refunding bonds bear an interest rate of 3.00% with a final stated maturity at December 1, 2027.

The capital appreciation bonds mature on December 1, 2016 at a redemption price equal to 100% of the principal, plus accrued interest to the redemption date at stated approximate yields to maturity of 1.149%. The accreted value at maturity for the capital appreciation bonds is \$300,000. Total accreted interest of \$107,303 has been included in the statement of net position.

The current interest term refunding bonds due December 1, 2027 are subject to mandatory sinking fund redemption at a redemption price of 100% of the principal amount to be redeemed, plus accrued interest to the date of redemption, on December 1, 2017 through December 1, 2026 at principal amount of \$140,000. Remaining principal on the current interest term refunding bonds of \$15,000 is due at stated maturity on December 1, 2027.

The reacquisition price exceeded the net carrying amount of the old debt by \$22,487. This amount is amortized as a deferred outflow of resources over the remaining term of the refunding debt, which is equal to the life of the new debt issued. The advance refunding was undertaken to reduce combined future debt service payments by \$364,886.

Energy Conservation Bonds - During fiscal year 2011, the District issued \$1,140,000 in Energy Conservation general obligation bonds to finance renovations that would significantly reduce the energy consumption of the District's facilities. The issue is composed of current interest bonds bearing an interest rate of 5.2% with a final maturity at December 1, 2025.

The current interest bonds are subject to mandatory sinking fund redemption at a redemption price of 100% of the principal amount to be redeemed, plus accrued interest to the date of redemption, on December 1 in the years and in the respective principal amounts as follows:

Fiscal Year	Principal Amount to be Redeemed	Fiscal Year	Principal Amount to be Redeemed
2017	\$ 80,000	2023	75,000
2018	80,000	2024	75,000
2019	80,000	2025	75,000
2020	75,000		
2021	75,000		
2022	75,000		

**FIELD LOCAL SCHOOL DISTRICT
PORTAGE COUNTY, OHIO**

NOTES TO THE BASIC FINANCIAL STATEMENTS
FOR THE FISCAL YEAR ENDED JUNE 30, 2016

NOTE 10 - LONG-TERM OBLIGATIONS - (Continued)

Remaining principal of \$75,000 is payable at maturity on December 1, 2025. Sinking fund payments made during 2016 amounted to \$75,000 and are reflected as principal payments of the bond retirement fund.

The following is a summary of the future debt service requirements to maturity for the District's general obligation bonds:

Year Ended	Current Interest Bonds			Capital Appreciation Bonds		
	Principal	Interest	Total	Principal	Interest	Total
2017	\$ 760,000	\$ 703,874	\$ 1,463,874	\$ 4,998	\$ 295,002	\$ 300,000
2018	970,000	685,726	1,655,726	2,081	122,919	125,000
2019	580,000	668,653	1,248,653	2,919	567,081	570,000
2020	1,305,000	645,787	1,950,787	-	-	-
2021	1,330,000	612,599	1,942,599	-	-	-
2022 - 2026	5,240,000	2,632,844	7,872,844	395,000	1,395,000	1,790,000
2027 - 2031	7,770,000	1,452,330	9,222,330	-	-	-
2032 - 2033	3,575,000	140,844	3,715,844	-	-	-
Total	<u>\$ 21,530,000</u>	<u>\$ 7,542,657</u>	<u>\$ 29,072,657</u>	<u>\$ 404,998</u>	<u>\$ 2,380,002</u>	<u>\$ 2,785,000</u>

D. OWDA Loan

In 1996, the District entered into an agreement with the Portage County Commissioners to pay for the construction costs of a water main. The project was funded by the Ohio Water Development Authority (OWDA). The amount of the loan was \$100,000 at an interest rate of 4.04%. The loan was repaid from general operating monies of the District and the final payment was made in December 2015.

E. Capital Lease Payable

Capital lease payments will be made from the general fund. See Note 11 for further detail.

F. Net Pension Liability

See Note 13 for details on the net pension liability.

**FIELD LOCAL SCHOOL DISTRICT
PORTAGE COUNTY, OHIO**

NOTES TO THE BASIC FINANCIAL STATEMENTS
FOR THE FISCAL YEAR ENDED JUNE 30, 2016

NOTE 10 - LONG-TERM OBLIGATIONS - (Continued)

G. Legal Debt Margin

The Ohio Revised Code provides that voted net general obligation debt of the District shall never exceed 9% of the total assessed valuation of the District. The code further provides that unvoted indebtedness shall not exceed 1/10 of 1% of the property valuation of the District. The code additionally states that unvoted indebtedness related to energy conservation debt shall not exceed 9/10 of 1% of the property valuation of the District. The assessed valuation used in determining the District's legal debt margin has been modified by House Bill 530 which became effective March 30, 2006. In accordance with House Bill 530, the assessed valuation used in the District's legal debt margin calculation excluded tangible personal property used in business, telephone or telegraph property, interexchange telecommunications company property, and personal property owned or leased by a railroad company and used in railroad operations. The effects of these debt limitations at June 30, 2016 are a voted debt margin of \$13,905,186 (including available funds of \$1,312,604, an unvoted debt margin of \$375,140, and an energy conservation debt margin of \$2,611,258.

NOTE 11 - CAPITALIZED LEASES - LESSEE DISCLOSURE

In a prior fiscal year, the District entered into a capital lease for copier equipment. Capital lease payments have been reclassified and are reflected as debt service expenditures in the financial statements for the governmental funds. These expenditures are reported as function expenditures on the budgetary statements.

Capital assets consisting of furniture and equipment have been capitalized in the amount of \$266,342. This amount represents the present value of the minimum lease payments at the time of acquisition. Accumulated depreciation as of June 30, 2016 was \$133,171, leaving a current book value of \$133,171. A corresponding liability was recorded in the government-wide financial statements. Principal and interest payments for capital leases in the 2016 fiscal year totaled \$52,987 and \$6,245, respectively, and were paid by the general fund.

The following is a schedule of the future minimum lease payments required under the capital lease and the present value of the future minimum lease payments as of June 30, 2016:

<u>Fiscal Year Ending June 30,</u>	<u>Amount</u>
2017	\$ 59,232
2018	59,232
2019	<u>14,808</u>
Total minimum lease payments	133,272
Less: amount representing interest	<u>(6,024)</u>
Total	<u>\$ 127,248</u>

**FIELD LOCAL SCHOOL DISTRICT
PORTAGE COUNTY, OHIO**

NOTES TO THE BASIC FINANCIAL STATEMENTS
FOR THE FISCAL YEAR ENDED JUNE 30, 2016

NOTE 12 - RISK MANAGEMENT

A. Property and Liability Insurance

The District is exposed to various risks of loss related to torts; theft of, damage to, and destruction of assets; errors and omissions; injuries to employees; and natural disasters. These risks are covered by commercial insurance purchased from independent third parties. There have been no settlements paid in excess of insurance nor has insurance coverage been significantly reduced in the past three years.

B. Fidelity Bonds

The Board President, Superintendent, Assistant Treasurer, and Bank Courier each have a \$50,000 position bond. The Treasurer is covered under a surety bond in the amount of \$100,000.

C. Employee Benefits

The District is a member of the Portage Area School Consortium (the "Consortium"), an insurance purchasing pool (See Note 2.A), through which a cooperative Health Benefit Program was created for the benefit of its members. The Consortium acts as a fiscal agent for the cash funds paid into the program by the participating school districts. These funds are pooled together for the purposes of paying health benefit claims of employees and their covered dependents, administrative expenses of the program, and premiums for stop-loss insurance coverage. A reserve exists which is to cover any unpaid claims if the school district were to withdraw from the pool. If the reserve would not cover such claims, the school district would be liable for any costs above the reserve.

D. Workers' Compensation

The District pays the Ohio Bureau of Workers' Compensation a premium for employee injury coverage. The premium is calculated by multiplying the monthly total gross payroll by a factor that the State calculates.

NOTE 13 - DEFINED BENEFIT PENSION PLANS

Net Pension Liability

The net pension liability reported on the statement of net position represents a liability to employees for pensions. Pensions are a component of exchange transactions—between an employer and its employees—of salaries and benefits for employee services. Pensions are provided to an employee—on a deferred-payment basis—as part of the total compensation package offered by an employer for employee services each financial period. The obligation to sacrifice resources for pensions is a present obligation because it was created as a result of employment exchanges that already have occurred.

**FIELD LOCAL SCHOOL DISTRICT
PORTAGE COUNTY, OHIO**

NOTES TO THE BASIC FINANCIAL STATEMENTS
FOR THE FISCAL YEAR ENDED JUNE 30, 2016

NOTE 13 - DEFINED BENEFIT PENSION PLANS - (Continued)

The net pension liability represents the District's proportionate share of each pension plan's collective actuarial present value of projected benefit payments attributable to past periods of service, net of each pension plan's fiduciary net position. The net pension liability calculation is dependent on critical long-term variables, including estimated average life expectancies, earnings on investments, cost of living adjustments and others. While these estimates use the best information available, unknowable future events require adjusting this estimate annually.

The Ohio Revised Code limits the District's obligation for this liability to annually required payments. The District cannot control benefit terms or the manner in which pensions are financed; however, the District does receive the benefit of employees' services in exchange for compensation, including pension.

GASB 68 assumes the liability is solely the obligation of the employer, because (1) they benefit from employee services; and (2) State statute requires all funding to come from these employers. All contributions to date have come solely from these employers (which also includes costs paid in the form of withholdings from employees). State statute requires the pension plans to amortize unfunded liabilities within 30 years. If the amortization period exceeds 30 years, each pension plan's board must propose corrective action to the State legislature. Any resulting legislative change to benefits or funding could significantly affect the net pension liability. Resulting adjustments to the net pension liability would be effective when the changes are legally enforceable.

The proportionate share of each plan's unfunded benefits is presented as a long-term *net pension liability* on the accrual basis of accounting. Any liability for the contractually-required pension contribution outstanding at the end of the year is included in *pension and postemployment benefits payable* on both the accrual and modified accrual bases of accounting.

Plan Description - School Employees Retirement System (SERS)

Plan Description – District non-teaching employees participate in SERS, a cost-sharing multiple-employer defined benefit pension plan administered by SERS. SERS provides retirement, disability and survivor benefits, annual cost-of-living adjustments, and death benefits to plan members and beneficiaries. Authority to establish and amend benefits is provided by Ohio Revised Code Chapter 3309. SERS issues a publicly available, stand-alone financial report that includes financial statements, required supplementary information and detailed information about SERS' fiduciary net position. That report can be obtained by visiting the SERS website at www.ohsers.org under Employers/Audit Resources.

**FIELD LOCAL SCHOOL DISTRICT
PORTAGE COUNTY, OHIO**

NOTES TO THE BASIC FINANCIAL STATEMENTS
FOR THE FISCAL YEAR ENDED JUNE 30, 2016

NOTE 13 - DEFINED BENEFIT PENSION PLANS - (Continued)

Age and service requirements for retirement are as follows:

	Eligible to Retire on or before August 1, 2017 *	Eligible to Retire after August 1, 2017
Full Benefits	Any age with 30 years of service credit	Age 67 with 10 years of service credit; or Age 57 with 30 years of service credit
Actuarially Reduced Benefits	Age 60 with 5 years of service credit Age 55 with 25 years of service credit	Age 62 with 10 years of service credit; or Age 60 with 25 years of service credit

* Members with 25 years of service credit as of August 1, 2017 will be included in this plan.

Annual retirement benefits are calculated based on final average salary multiplied by a percentage that varies based on years of service; 2.2 percent for the first thirty years of service and 2.5 percent for years of service credit over 30. Final average salary is the average of the highest three years of salary.

One year after an effective benefit date, a benefit recipient is entitled to a three percent cost-of-living adjustment (COLA). This same COLA is added each year to the base benefit amount on the anniversary date of the benefit.

Funding Policy – Plan members are required to contribute 10 percent of their annual covered salary and the District is required to contribute 14 percent of annual covered payroll. The contribution requirements of plan members and employers are established and may be amended by the SERS’ Retirement Board up to statutory maximum amounts of 10 percent for plan members and 14 percent for employers. The Retirement Board, acting with the advice of the actuary, allocates the employer contribution rate among four of the System’s funds (Pension Trust Fund, Death Benefit Fund, Medicare B Fund, and Health Care Fund). For the fiscal year ended June 30, 2016, the entire 14 percent was allocated to pension, death benefits, and Medicare B and no portion of the employer contribution rate was allocated to the Health Care Fund.

The District’s contractually required contribution to SERS was \$328,170 for fiscal year 2016. Of this amount, \$74,374 is reported as pension and postemployment benefits payable.

Plan Description - State Teachers Retirement System (STRS)

Plan Description – District licensed teachers and other faculty members participate in STRS Ohio, a cost-sharing multiple-employer public employee retirement system administered by STRS. STRS provides retirement and disability benefits to members and death and survivor benefits to beneficiaries. STRS issues a stand-alone financial report that includes financial statements, required supplementary information and detailed information about STRS’ fiduciary net position. That report can be obtained by writing to STRS, 275 E. Broad St., Columbus, OH 43215-3771, by calling (888) 227-7877, or by visiting the STRS website at www.strsoh.org.

**FIELD LOCAL SCHOOL DISTRICT
PORTAGE COUNTY, OHIO**

NOTES TO THE BASIC FINANCIAL STATEMENTS
FOR THE FISCAL YEAR ENDED JUNE 30, 2016

NOTE 13 - DEFINED BENEFIT PENSION PLANS - (Continued)

New members have a choice of three retirement plans; a Defined Benefit (DB) Plan, a Defined Contribution (DC) Plan and a Combined Plan. Benefits are established by Ohio Revised Code Chapter 3307. The DB plan offers an annual retirement allowance based on final average salary multiplied by a percentage that varies based on years of service. Effective August 1, 2015, the calculation will be 2.2 percent of final average salary for the five highest years of earnings multiplied by all years of service. With certain exceptions, the basic benefit is increased each year by two percent of the original base benefit. For members retiring August 1, 2013, or later, the first two percent is paid on the fifth anniversary of the retirement benefit. Members are eligible to retire at age 60 with five years of qualifying service credit, or age 55 with 25 years of service, or 30 years of service regardless of age. Age and service requirements for retirement will increase effective August 1, 2015, and will continue to increase periodically until they reach age 60 with 35 years of service or age 65 with five years of service on August 1, 2026.

The DC Plan allows members to place all their member contributions and 9.5 percent of the 14 percent employer contributions into an investment account. Investment allocation decisions are determined by the member. The remaining 4.5 percent of the 14 percent employer rate is allocated to the defined benefit unfunded liability. A member is eligible to receive a retirement benefit at age 50 and termination of employment. The member may elect to receive a lifetime monthly annuity or a lump sum withdrawal.

The Combined Plan offers features of both the DB Plan and the DC Plan. In the Combined Plan, member contributions are allocated among investment choices by the member, and employer contributions are used to fund the defined benefit payment at a reduced level from the regular DB Plan. The defined benefit portion of the Combined Plan payment is payable to a member on or after age 60 with five years of service. The defined contribution portion of the account may be taken as a lump sum payment or converted to a lifetime monthly annuity at age 50.

New members who choose the DC plan or Combined Plan will have another opportunity to reselect a permanent plan during their fifth year of membership. Members may remain in the same plan or transfer to another STRS plan. The optional annuitization of a member's defined contribution account or the defined contribution portion of a member's Combined Plan account to a lifetime benefit results in STRS bearing the risk of investment gain or loss on the account. STRS has therefore included all three plan options as one defined benefit plan for GASB 68 reporting purposes.

A DB or Combined Plan member with five or more years of credited service who is determined to be disabled may qualify for a disability benefit. Eligible survivors of members who die before service retirement may qualify for monthly benefits. New members on or after July 1, 2013 must have at least ten years of qualifying service credit to apply for disability benefits. Members in the DC Plan who become disabled are entitled only to their account balance. If a member of the DC Plan dies before retirement benefits begin, the member's designated beneficiary is entitled to receive the member's account balance.

Funding Policy – Employer and member contribution rates are established by the State Teachers Retirement Board and limited by Chapter 3307 of the Ohio Revised Code. The statutory maximum employee contribution rate was increased one percent July 1, 2014, and will be increased one percent each year until it reaches 14 percent on July 1, 2016. For the fiscal year ended June 30, 2016, plan members were required to contribute 13 percent of their annual covered salary. The District was required to contribute 14 percent; the entire 14 percent was the portion used to fund pension obligations. The fiscal year 2016 contribution rates were equal to the statutory maximum rates.

The District's contractually required contribution to STRS was \$1,150,336 for fiscal year 2016. Of this amount, \$193,932 is reported as pension and postemployment benefits payable.

**FIELD LOCAL SCHOOL DISTRICT
PORTAGE COUNTY, OHIO**

NOTES TO THE BASIC FINANCIAL STATEMENTS
FOR THE FISCAL YEAR ENDED JUNE 30, 2016

NOTE 13 - DEFINED BENEFIT PENSION PLANS - (Continued)

Pension Liabilities, Pension Expense, and Deferred Outflows of Resources and Deferred Inflows of Resources Related to Pensions

The net pension liability was measured as of June 30, 2015, and the total pension liability used to calculate the net pension liability was determined by an actuarial valuation as of that date. The District's proportion of the net pension liability was based on the District's share of contributions to the pension plan relative to the contributions of all participating entities. Following is information related to the proportionate share and pension expense:

	<u>SERS</u>	<u>STRS</u>	<u>Total</u>
Proportionate share of the net pension liability	\$ 4,679,068	\$ 22,230,412	\$ 26,909,480
Proportion of the net pension liability	0.08200120%	0.08043692%	
Pension expense	\$ 308,022	\$ 985,117	\$ 1,293,139

At June 30, 2016, the District reported deferred outflows of resources and deferred inflows of resources related to pensions from the following sources:

	<u>SERS</u>	<u>STRS</u>	<u>Total</u>
Deferred outflows of resources			
Differences between expected and actual experience	\$ 75,152	\$ 1,014,348	\$ 1,089,500
Changes in employer's proportionate percentage/ difference between the employer's contributions and the employer's proportionate share of contributions	33,108	-	33,108
District contributions subsequent to the measurement date	<u>328,170</u>	<u>1,150,336</u>	<u>1,478,506</u>
Total deferred outflows of resources	<u>\$ 436,430</u>	<u>\$ 2,164,684</u>	<u>\$ 2,601,114</u>
Deferred inflows of resources			
Net difference between projected and actual earnings on pension plan investments	\$ 149,715	\$ 1,616,505	\$ 1,766,220
Changes in employer's proportionate percentage/ difference between the employer's contributions and the employer's proportionate share of contributions	<u>-</u>	<u>104,289</u>	<u>104,289</u>
Total deferred inflows of resources	<u>\$ 149,715</u>	<u>\$ 1,720,794</u>	<u>\$ 1,870,509</u>

\$1,478,506 reported as deferred outflows of resources related to pension resulting from District contributions subsequent to the measurement date will be recognized as a reduction of the net pension liability in the year ending June 30, 2017.

**FIELD LOCAL SCHOOL DISTRICT
PORTAGE COUNTY, OHIO**

NOTES TO THE BASIC FINANCIAL STATEMENTS
FOR THE FISCAL YEAR ENDED JUNE 30, 2016

NOTE 13 - DEFINED BENEFIT PENSION PLANS - (Continued)

Other amounts reported as deferred outflows of resources and deferred inflows of resources related to pension will be recognized in pension expense as follows:

Fiscal Year Ending June 30:	<u>SERS</u>	<u>STRS</u>	<u>Total</u>
2017	\$ (44,132)	\$ (392,464)	\$ (436,596)
2018	(44,132)	(392,464)	(436,596)
2019	(44,131)	(392,462)	(436,593)
2020	<u>90,940</u>	<u>470,944</u>	<u>561,884</u>
Total	<u>\$ (41,455)</u>	<u>\$ (706,446)</u>	<u>\$ (747,901)</u>

Actuarial Assumptions - SERS

SERS' total pension liability was determined by their actuaries in accordance with GASB Statement No. 67, as part of their annual actuarial valuation for each defined benefit retirement plan. Actuarial valuations of an ongoing plan involve estimates of the value of reported amounts (e.g., salaries, credited service) and assumptions about the probability of occurrence of events far into the future (e.g., mortality, disabilities, retirements, employment termination). Actuarially determined amounts are subject to continual review and potential modifications, as actual results are compared with past expectations and new estimates are made about the future.

Projections of benefits for financial reporting purposes are based on the substantive plan (the plan as understood by the employers and plan members) and include the types of benefits provided at the time of each valuation and the historical pattern of sharing benefit costs between the employers and plan members to that point. The projection of benefits for financial reporting purposes does not explicitly incorporate the potential effects of legal or contractual funding limitations.

Actuarial calculations reflect a long-term perspective. For a newly hired employee, actuarial calculations will take into account the employee's entire career with the employer and also take into consideration the benefits, if any, paid to the employee after termination of employment until the death of the employee and any applicable contingent annuitant. In many cases actuarial calculations reflect several decades of service with the employer and the payment of benefits after termination.

Key methods and assumptions used in calculating the total pension liability in the latest actuarial valuation, prepared as of June 30, 2015, are presented below:

Wage Inflation	3.25 percent
Future Salary Increases, including inflation	4.00 percent to 22.00 percent
COLA or Ad Hoc COLA	3.00 percent
Investment Rate of Return	7.75 percent net of investments expenses, including inflation
Actuarial Cost Method	Entry Age Normal

For post-retirement mortality, the table used in evaluating allowances to be paid is the 1994 Group Annuity Mortality Table set-back one year for both men and women. Special mortality tables are used for the period after disability retirement.

The most recent experience study was completed June 30, 2010.

**FIELD LOCAL SCHOOL DISTRICT
PORTAGE COUNTY, OHIO**

NOTES TO THE BASIC FINANCIAL STATEMENTS
FOR THE FISCAL YEAR ENDED JUNE 30, 2016

NOTE 13 - DEFINED BENEFIT PENSION PLANS - (Continued)

The long-term return expectation for the Pension Plan Investments has been determined using a building-block approach and assumes a time horizon, as defined in SERS' *Statement of Investment Policy*. A forecasted rate of inflation serves as the baseline for the return expectation. Various real return premiums over the baseline inflation rate have been established for each asset class. The long-term expected nominal rate of return has been determined by calculating a weighted average of the expected real return premiums for each asset class, adding the projected inflation rate, and adding the expected return from rebalancing uncorrelated asset classes. The target allocation and best estimates of arithmetic real rates of return for each major asset class are summarized in the following table:

<u>Asset Class</u>	<u>Target Allocation</u>	<u>Long-Term Expected Real Rate of Return</u>
Cash	1.00 %	0.00 %
US Stocks	22.50	5.00
Non-US Stocks	22.50	5.50
Fixed Income	19.00	1.50
Private Equity	10.00	10.00
Real Assets	10.00	5.00
Multi-Asset Strategies	<u>15.00</u>	7.50
Total	<u>100.00 %</u>	

Discount Rate - The total pension liability was calculated using the discount rate of 7.75 percent. The projection of cash flows used to determine the discount rate assumed the contributions from employers and from the members would be computed based on contribution requirements as stipulated by State statute. Projected inflows from investment earnings were calculated using the long-term assumed investment rate of return (7.75 percent). Based on those assumptions, the plan's fiduciary net position was projected to be available to make all future benefit payments of current plan members. Therefore, the long-term expected rate of return on pension plan investments was applied to all periods of projected benefits to determine the total pension liability.

Sensitivity of the District's Proportionate Share of the Net Pension Liability to Changes in the Discount Rate - Net pension liability is sensitive to changes in the discount rate, and to illustrate the potential impact the following table presents the net pension liability calculated using the discount rate of 7.75 percent, as well as what each plan's net pension liability would be if it were calculated using a discount rate that is one percentage point lower (6.75 percent), or one percentage point higher (8.75 percent) than the current rate.

	<u>1% Decrease (6.75%)</u>	<u>Current Discount Rate (7.75%)</u>	<u>1% Increase (8.75%)</u>
District's proportionate share of the net pension liability	\$ 6,488,186	\$ 4,679,068	\$ 3,155,642

Changes between measurement date and report date: In April 2016, the SERS Board adopted certain assumption changes which impacted their annual actuarial valuation prepared as of June 30, 2016. The most significant change is a reduction in the discount rate 7.75 percent to 7.5 percent. Although the exact amount of these changes is not known, the impact to the School District's net pension liability is expected to be significant.

**FIELD LOCAL SCHOOL DISTRICT
PORTAGE COUNTY, OHIO**

NOTES TO THE BASIC FINANCIAL STATEMENTS
FOR THE FISCAL YEAR ENDED JUNE 30, 2016

NOTE 13 - DEFINED BENEFIT PENSION PLANS - (Continued)

Actuarial Assumptions - STRS

The total pension liability in the June 30, 2015 actuarial valuation was determined using the following actuarial assumptions, applied to all periods included in the measurement:

Inflation	2.75 percent
Projected Salary Increases	2.75 percent at age 70 to 12.25 percent at age 20
Investment Rate of Return	7.75 percent, net of investment expenses
Cost-of-Living Adjustments (COLA)	2.00 percent simple applied as follows: for members retiring before August 1, 2013, 2.00 percent per year; for members retiring August 1, 2013, or later, 2.00 percent COLA paid on fifth anniversary of retirement date.

Mortality rates were based on the RP-2000 Combined Mortality Table (Projection 2022—Scale AA) for Males and Females. Males’ ages are set-back two years through age 89 and no set-back for age 90 and above. Females younger than age 80 are set-back four years, one year set-back from age 80 through 89 and not set-back from age 90 and above.

Actuarial assumptions used in the June 30, 2015 valuation are based on the results of an actuarial experience study, effective July 1, 2012.

The 10 year expected real rate of return on pension plan investments was determined by STRS’ investment consultant by developing best estimates of expected future real rates of return for each major asset class. The target allocation and best estimates of geometric real rates of return for each major asset class are summarized as follows:

<u>Asset Class</u>	<u>Target Allocation</u>	<u>Long-Term Expected Real Rate of Return</u>
Domestic Equity	31.00 %	8.00 %
International Equity	26.00	7.85
Alternatives	14.00	8.00
Fixed Income	18.00	3.75
Real Estate	10.00	6.75
Liquidity Reserves	<u>1.00</u>	3.00
Total	<u>100.00 %</u>	

Discount Rate - The discount rate used to measure the total pension liability was 7.75 percent as of June 30, 2015. The projection of cash flows used to determine the discount rate assumes member and employer contributions will be made at the statutory contribution rates in accordance with rate increases described above. For this purpose, only employer contributions that are intended to fund benefits of current plan members and their beneficiaries are included. Projected employer contributions that are intended to fund the service costs of future plan members and their beneficiaries, as well as projected contributions from future plan members, are not included. Based on those assumptions, STRS’ fiduciary net position was projected to be available to make all projected future benefit payments to current plan members as of June 30, 2015. Therefore, the long-term expected rate of return on pension plan investments of 7.75 percent was applied to all periods of projected benefit payments to determine the total pension liability as of June 30, 2015.

**FIELD LOCAL SCHOOL DISTRICT
PORTAGE COUNTY, OHIO**

NOTES TO THE BASIC FINANCIAL STATEMENTS
FOR THE FISCAL YEAR ENDED JUNE 30, 2016

NOTE 13 - DEFINED BENEFIT PENSION PLANS - (Continued)

Sensitivity of the District's Proportionate Share of the Net Pension Liability to Changes in the Discount Rate - The following table presents the District's proportionate share of the net pension liability calculated using the current period discount rate assumption of 7.75 percent, as well as what the District's proportionate share of the net pension liability would be if it were calculated using a discount rate that is one percentage point lower (6.75 percent) or one percentage point higher (8.75 percent) than the current rate:

	1% Decrease (6.75%)	Current Discount Rate (7.75%)	1% Increase (8.75%)
District's proportionate share of the net pension liability	\$ 30,879,719	\$ 22,230,412	\$ 14,916,133

NOTE 14 - POSTEMPLOYMENT BENEFITS

A. School Employees Retirement System

Health Care Plan Description - The District contributes to the SERS Health Care Fund, administered by SERS for non-certificated retirees and their beneficiaries. For GASB 45 purposes, this plan is considered a cost-sharing, multiple-employer, defined benefit other postemployment benefit (OPEB) plan. The Health Care Plan includes hospitalization and physicians' fees through several types of plans including HMO's, PPO's, Medicare Advantage, and traditional indemnity plans as well as a prescription drug program. The financial report of the Plan is included in the SERS Comprehensive Annual Financial Report which can be obtained on SERS' website at www.ohsers.org under Employers/Audit Resources.

Access to health care for retirees and beneficiaries is permitted in accordance with Section 3309 of the Ohio Revised Code. The Health Care Fund was established and is administered in accordance with Internal Revenue Code Section 105(e). SERS' Retirement Board reserves the right to change or discontinue any health plan or program. Health care is financed through a combination of employer contributions and retiree premiums, copays and deductibles on covered health care expenses, investment returns, and any funds received as a result of SERS' participation in Medicare programs. Active employee members do not contribute to the Health Care Plan. Retirees and their beneficiaries are required to pay a health care premium that varies depending on the plan selected, number of qualified years of service, Medicare eligibility and retirement status.

Funding Policy - State statute permits SERS to fund the health care benefits through employer contributions. Each year, after the allocation for statutorily required basic benefits, the Retirement Board allocates the remainder of the employer contribution of 14 percent of covered payroll to the Health Care Fund. For fiscal year 2016, none of the employer contribution was allocated to health care. In addition, employers pay a surcharge for employees earning less than an actuarially determined minimum compensation amount, pro-rated according to service credit earned. For fiscal year 2016, this amount was \$23,000. Statutes provide that no employer shall pay a health care surcharge greater than 2 percent of that employer's SERS-covered payroll; nor may SERS collect in aggregate more than 1.5 percent of the total statewide SERS-covered payroll for the health care surcharge. For fiscal year 2016, the District's surcharge obligation was \$41,028.

The District's contributions for health care for the fiscal years ended June 30, 2016, 2015, and 2014 were \$41,028, \$65,838, and \$39,878, respectively. The full amount has been contributed for fiscal years 2016, 2015 and 2014.

**FIELD LOCAL SCHOOL DISTRICT
PORTAGE COUNTY, OHIO**

NOTES TO THE BASIC FINANCIAL STATEMENTS
FOR THE FISCAL YEAR ENDED JUNE 30, 2016

NOTE 14 - POSTEMPLOYMENT BENEFITS - (Continued)

B. State Teachers Retirement System

Plan Description – The District participates in the cost-sharing multiple-employer defined benefit Health Plan administered by the State Teachers Retirement System of Ohio (STRS) for eligible retirees who participated in the defined benefit or combined pension plans offered by STRS. Ohio law authorizes STRS to offer this plan. Benefits include hospitalization, physicians' fees, prescription drugs and reimbursement of monthly Medicare Part B premiums. The Plan is included in the report of STRS which can be obtained by visiting www.strsoh.org or by calling (888) 227-7877.

Funding Policy – Ohio Revised Code Chapter 3307 authorizes STRS to offer the Plan and gives the Retirement Board authority over how much, if any, of the health care costs will be absorbed by STRS. Active employee members do not contribute to the Health Care Plan. All benefit recipients, for the most recent year, pay a monthly premium. Under Ohio law, funding for post-employment health care may be deducted from employer contributions. For fiscal years 2016 and 2015, STRS did not allocate any employer contributions to post-employment health care. The District's contributions for health care for the fiscal years ended June 30, 2016, 2015, and 2014 were \$0, \$0, and \$77,315, respectively. The full amount has been contributed for fiscal year 2014.

NOTE 15 - BUDGETARY BASIS OF ACCOUNTING

While reporting financial position, results of operations, and changes in fund balance on the basis of generally accepted accounting principles (GAAP), the budgetary basis as provided by law is based upon accounting for certain transactions on a basis of cash receipts and disbursements.

The statement of revenues, expenditures and changes in fund balance - budget and actual (non-GAAP budgetary basis) presented for the general fund is presented on the budgetary basis to provide a meaningful comparison of actual results with the budget. The major differences between the budget basis and the GAAP basis are that:

- (a) Revenues and other financing sources are recorded when received in cash (budget basis) as opposed to when susceptible to accrual (GAAP basis);
- (b) Expenditures and other financing uses are recorded when paid in cash (budget basis) as opposed to when the liability is incurred (GAAP basis);
- (c) In order to determine compliance with Ohio law, and to reserve that portion of the applicable appropriation, total outstanding encumbrances (budget basis) are recorded as the equivalent of an expenditure, as opposed to an assigned or committed portion of available fund balance for outstanding encumbrances not already recognized as an accounts payable (GAAP basis);
- (d) Advances-in and advances-out are operating transactions (budget basis) as opposed to balance sheet transactions (GAAP basis); and,
- (e) Some funds are included in the general fund (GAAP basis), but have separate legally adopted budgets (budget basis).

**FIELD LOCAL SCHOOL DISTRICT
PORTAGE COUNTY, OHIO**

NOTES TO THE BASIC FINANCIAL STATEMENTS
FOR THE FISCAL YEAR ENDED JUNE 30, 2016

NOTE 15 - BUDGETARY BASIS OF ACCOUNTING - (Continued)

The adjustments necessary to convert the results of operations for the year on the budget basis to the GAAP basis for the general fund are as follows:

Net Change in Fund Balance

	<u>General fund</u>
Budget basis	\$ 646,489
Net adjustment for revenue accruals	892,130
Net adjustment for expenditure accruals	411,985
Net adjustment for other sources and uses	(199,492)
Funds budgeted elsewhere	614,485
Adjustment for encumbrances	252,619
GAAP basis	<u>\$ 2,618,216</u>

Certain funds that are legally budgeted in separate special revenue funds are considered part of the general fund on a GAAP basis. These include the public school support fund, the uniform school supplies fund and the employee benefits fund.

NOTE 16 - CONTINGENCIES

A. Grants

The District receives significant financial assistance from numerous federal, state, and local agencies in the form of grants. The disbursement of funds received under these programs generally requires compliance with terms and conditions specified in the grant agreements and are subject to audit by the grantor agencies. Any disallowed claims resulting from such audits could become a liability of the District; however, in the opinion of management, any such disallowed claims will not have a material effect on the financial position of the District.

B. Litigation

The District is not involved in material litigation as either plaintiff or defendant.

C. Foundation Funding

District Foundation funding is based on the annualized full-time equivalent (FTE) enrollment of each student. Effective for the 2015-2016 school year, traditional Districts must comply with minimum hours of instruction instead of a minimum number of school days each year. The funding formula the Ohio Department of Education (ODE) is legislatively required to follow will continue to adjust as enrollment information is updated by the District, which can extend past the fiscal year-end. As of the date of this report, ODE has not finalized the impact of enrollment adjustments to the June 30, 2016 Foundation funding for the District; therefore, the financial statement impact is not determinable at this time. ODE and management believe this will result in either a receivable to or liability of the District.

**FIELD LOCAL SCHOOL DISTRICT
PORTAGE COUNTY, OHIO**

NOTES TO THE BASIC FINANCIAL STATEMENTS
FOR THE FISCAL YEAR ENDED JUNE 30, 2016

NOTE 17 - SET-ASIDES

The District is required by State law to annually set-aside certain general fund revenue amounts, as defined by statutory formula, for the acquisition and construction of capital improvements. Amounts not spent by the end of the fiscal year or offset by similarly restricted resources received during the year must be held in cash at fiscal year-end. This amount must be carried forward to be used for the same purpose in future years. Expenditures exceeding the set-aside requirement may not be carried forward to the next fiscal year.

The following cash-basis information describes the change in the fiscal year-end set-aside amount for capital improvements. Disclosure of this information is required by State statute.

	<u>Capital Improvements</u>
Set-aside balance June 30, 2015	
Current year set-aside requirement	348,120
Current year qualifying expenditures	<u>(908,916)</u>
Total	<u>\$ (560,796)</u>
Balance carried forward to fiscal year 2017	<u>\$ -</u>
Set-aside balance June 30, 2016	<u>\$ -</u>

Although the District had qualifying disbursements during the year that reduced the capital improvements set-aside amount to below zero, the excess of current year offsets and qualifying disbursements over the set-aside requirement may not be used to reduce the set-aside requirements of future years. This negative amount is therefore not presented as being carried forward to the next fiscal year.

In addition to the set-asides for capital improvements, the District has a general fund balance of \$30,920 restricted for school bus purchases by the State of Ohio. This amount is displayed as restricted fund balance and restricted net position. A corresponding amount is also recorded as restricted cash of the general fund.

NOTE 18 - OTHER COMMITMENTS

The District utilizes encumbrance accounting as part of its budgetary controls. To the extent of available balances at June 30, 2016, encumbrances outstanding at year-end may be reported as part of restricted, committed, or assigned classifications of fund balance. At year-end, the District's commitments for encumbrances in the governmental funds were as follows:

Fund	Year-End Encumbrances
General fund	\$ 250,720
Nonmajor governmental funds	<u>35,035</u>
Total	<u>\$ 285,755</u>

THIS PAGE IS INTENTIONALLY LEFT BLANK

REQUIRED SUPPLEMENTARY INFORMATION

**FIELD LOCAL SCHOOL DISTRICT
PORTAGE COUNTY, OHIO**

SCHEDULES OF REQUIRED SUPPLEMENTARY INFORMATION

SCHEDULE OF THE DISTRICT'S PROPORTIONATE SHARE OF
THE NET PENSION LIABILITY
SCHOOL EMPLOYEES RETIREMENT SYSTEM (SERS) OF OHIO

LAST THREE FISCAL YEARS

	<u>2016</u>	<u>2015</u>	<u>2014</u>
District's proportion of the net pension liability	0.08200120%	0.08113800%	0.08113800%
District's proportionate share of the net pension liability	\$ 4,679,068	\$ 4,106,348	\$ 4,825,016
District's covered-employee payroll	\$ 2,468,665	\$ 2,357,720	\$ 2,112,348
District's proportionate share of the net pension liability as a percentage of its covered-employee payroll	189.54%	174.17%	228.42%
Plan fiduciary net position as a percentage of the total pension liability	69.16%	71.70%	65.52%

Note: Information prior to fiscal year 2014 was unavailable.

Amounts presented for each fiscal year were determined as of the District's measurement date, which is the prior fiscal year-end.

**FIELD LOCAL SCHOOL DISTRICT
PORTAGE COUNTY, OHIO**

SCHEDULES OF REQUIRED SUPPLEMENTARY INFORMATION

SCHEDULE OF THE DISTRICT'S PROPORTIONATE SHARE OF
THE NET PENSION LIABILITY
STATE TEACHERS RETIREMENT SYSTEM (STRS) OF OHIO

LAST THREE FISCAL YEARS

	<u>2016</u>	<u>2015</u>	<u>2014</u>
District's proportion of the net pension liability	0.08043692%	0.08096191%	0.08096191%
District's proportionate share of the net pension liability	\$ 22,230,412	\$ 19,692,738	\$ 23,457,861
District's covered-employee payroll	\$ 8,533,164	\$ 8,272,069	\$ 7,759,431
District's proportionate share of the net pension liability as a percentage of its covered-employee payroll	260.52%	238.06%	302.31%
Plan fiduciary net position as a percentage of the total pension liability	72.10%	74.70%	69.30%

Note: Information prior to fiscal year 2014 was unavailable.

Amounts presented for each fiscal year were determined as of the District's measurement date, which is the prior fiscal year-end.

**FIELD LOCAL SCHOOL DISTRICT
PORTAGE COUNTY, OHIO**

SCHEDULES OF REQUIRED SUPPLEMENTARY INFORMATION

SCHEDULE OF DISTRICT CONTRIBUTIONS
SCHOOL EMPLOYEES RETIREMENT SYSTEM (SERS) OF OHIO

LAST TEN FISCAL YEARS

	<u>2016</u>	<u>2015</u>	<u>2014</u>	<u>2013</u>
Contractually required contribution	\$ 328,170	\$ 325,370	\$ 326,780	\$ 292,349
Contributions in relation to the contractually required contribution	<u>(328,170)</u>	<u>(325,370)</u>	<u>(326,780)</u>	<u>(292,349)</u>
Contribution deficiency (excess)	<u>\$ -</u>	<u>\$ -</u>	<u>\$ -</u>	<u>\$ -</u>
District's covered-employee payroll	\$ 2,344,071	\$ 2,468,665	\$ 2,357,720	\$ 2,112,348
Contributions as a percentage of covered-employee payroll	14.00%	13.18%	13.86%	13.84%

<u>2012</u>	<u>2011</u>	<u>2010</u>	<u>2009</u>	<u>2008</u>	<u>2007</u>
\$ 356,540	\$ 366,534	\$ 413,441	\$ 292,214	\$ 282,244	\$ 303,672
<u>(356,540)</u>	<u>(366,534)</u>	<u>(413,441)</u>	<u>(292,214)</u>	<u>(282,244)</u>	<u>(303,672)</u>
<u>\$ -</u>	<u>\$ -</u>	<u>\$ -</u>	<u>\$ -</u>	<u>\$ -</u>	<u>\$ -</u>
\$ 2,650,855	\$ 2,915,943	\$ 3,053,479	\$ 2,969,654	\$ 2,874,175	\$ 2,843,371
13.45%	12.57%	13.54%	9.84%	9.82%	10.68%

**FIELD LOCAL SCHOOL DISTRICT
PORTAGE COUNTY, OHIO**

SCHEDULES OF REQUIRED SUPPLEMENTARY INFORMATION

SCHEDULE OF DISTRICT CONTRIBUTIONS
STATE TEACHERS RETIREMENT SYSTEM (STRS) OF OHIO

	LAST TEN FISCAL YEARS			
	<u>2016</u>	<u>2015</u>	<u>2014</u>	<u>2013</u>
Contractually required contribution	\$ 1,150,336	\$ 1,194,643	\$ 1,075,369	\$ 1,008,726
Contributions in relation to the contractually required contribution	<u>(1,150,336)</u>	<u>(1,194,643)</u>	<u>(1,075,369)</u>	<u>(1,008,726)</u>
Contribution deficiency (excess)	<u>\$ -</u>	<u>\$ -</u>	<u>\$ -</u>	<u>\$ -</u>
District's covered-employee payroll	\$ 8,216,686	\$ 8,533,164	\$ 8,272,069	\$ 7,759,431
Contributions as a percentage of covered-employee payroll	14.00%	14.00%	13.00%	13.00%

<u>2012</u>	<u>2011</u>	<u>2010</u>	<u>2009</u>	<u>2008</u>	<u>2007</u>
\$ 1,135,784	\$ 1,217,677	\$ 1,114,642	\$ 1,128,608	\$ 1,143,005	\$ 1,095,402
<u>(1,135,784)</u>	<u>(1,217,677)</u>	<u>(1,114,642)</u>	<u>(1,128,608)</u>	<u>(1,143,005)</u>	<u>(1,095,402)</u>
<u>\$ -</u>	<u>\$ -</u>	<u>\$ -</u>	<u>\$ -</u>	<u>\$ -</u>	<u>\$ -</u>
\$ 8,736,800	\$ 9,366,746	\$ 8,574,169	\$ 8,681,600	\$ 8,792,346	\$ 8,426,169
13.00%	13.00%	13.00%	13.00%	13.00%	13.00%

**FIELD LOCAL SCHOOL DISTRICT
PORTAGE COUNTY, OHIO**

NOTES TO REQUIRED SUPPLEMENTARY INFORMATION
FOR THE FISCAL YEAR ENDED JUNE 30, 2016

SCHOOL EMPLOYEES RETIREMENT SYSTEM (SERS) OF OHIO

Changes in benefit terms : There were no changes in benefit terms from the amounts reported for fiscal years 2014-2016.

Changes in assumptions : There were no changes in methods and assumptions used in the calculation of actuarial determined contributions for fiscal years 2014-2015. See the notes to the basic financial statements for the methods and assumptions in this calculation.

Changes between measurement date and report date: In April 2016, the SERS Board adopted certain assumption changes which impacted their annual actuarial valuation prepared as of June 30, 2016. The most significant change is a reduction in the discount rate 7.75 percent to 7.5 percent. Although the exact amount of these changes is not known, the impact to the School District's net pension liability is expected to be significant.

STATE TEACHERS RETIREMENT SYSTEM (STRS) OF OHIO

Changes in benefit terms : There were no changes in benefit terms from the amounts reported for fiscal years 2014-2016.

Changes in assumptions : There were no changes in methods and assumptions used in the calculation of actuarial determined contributions for fiscal years 2014-2016. See the notes to the basic financial statements for the methods and assumptions in this calculation.

FIELD LOCAL SCHOOL DISTRICT
PORTAGE COUNTY

SCHEDULE OF EXPENDITURES OF FEDERAL AWARDS
FOR THE YEAR ENDED JUNE 30, 2016

FEDERAL GRANTOR <i>Pass Through Grantor</i> Program / Cluster Title	Federal CFDA Number	Pass Through Entity Identifying Number	Total Expenditures	Non-Cash Expenditures
U.S. DEPARTMENT OF AGRICULTURE				
<i>Passed Through Ohio Department of Education</i>				
School Breakfast Program	10.553	049197-3L70-2016	\$35,719	
National School Lunch Program	10.555	049197-3L60-2016	213,336	\$52,962
Total Child Nutrition Cluster			249,055	52,962
Total U.S. Department of Agriculture			249,055	52,962
U.S. DEPARTMENT OF EDUCATION				
<i>Passed Through Ohio Department of Education</i>				
Title I Grants to Local Educational Agencies	84.010	049197-3M00-2015	47,849	
Title I Grants to Local Educational Agencies	84.010	049197-3M00-2016	225,139	
			272,988	
Special Education Grants to States	84.027	049197-3M20-2015	55,111	
Special Education Grants to States	84.027	049197-3M20-2016	354,513	
			409,624	
English Language Acquisition State Grants	84.365	049197-3Y70-2015	14,086	
English Language Acquisition State Grants	84.365	049197-3Y70-2016	5,843	
			19,929	
Supporting Effective Instruction State Grant	84.367	049197-3Y60-2015	6,680	
Supporting Effective Instruction State Grant	84.367	049197-3Y60-2016	58,867	
			65,547	
Total U.S. Department of Education			768,088	
Total Expenditures of Federal Awards			\$1,017,143	\$52,962

The accompanying notes are an integral part of this schedule.

**FIELD LOCAL SCHOOL DISTRICT
PORTAGE COUNTY**

**NOTES TO THE SCHEDULE OF EXPENDITURES OF FEDERAL AWARDS
2 CFR 200.510(b)(6)
FOR THE YEAR ENDED JUNE 30, 2016**

NOTE A – BASIS OF PRESENTATION

The accompanying Schedule of Expenditures of Federal Awards (the Schedule) includes the federal award activity of the Field Local School District (the District) under programs of the federal government for the year ended June 30, 2016. The information on this Schedule is prepared in accordance with the requirements of Title 2 U.S. Code of Federal Regulations Part 200, *Uniform Administrative Requirements, Cost Principles, and Audit Requirements for Federal Awards* (Uniform Guidance). Because the Schedule presents only a selected portion of the operations of the District, it is not intended to and does not present the financial position or changes in net assets of the District.

NOTE B – SUMMARY OF SIGNIFICANT ACCOUNTING POLICIES

Expenditures reported on the Schedule are reported on the cash basis of accounting. Such expenditures are recognized following the cost principles contained in Title 2 U.S. Code of Federal Regulations Part 200, *Uniform Administrative Requirements, Cost Principles, and Audit Requirements for Federal Awards*, wherein certain types of expenditures may or may not be allowable or may be limited as to reimbursement. The District has elected not to use the 10-percent de minimis indirect cost rate as allowed under the Uniform Guidance.

NOTE C - CHILD NUTRITION CLUSTER

The District commingles cash receipts from the U.S. Department of Agriculture with similar State grants. When reporting expenditures on this Schedule, the District assumes it expends federal monies first.

NOTE D – FOOD DONATION PROGRAM

The District reports commodities consumed on the Schedule at the entitlement value. The District allocated donated food commodities to the respective program that benefitted from the use of those donated food commodities.

NOTE E - TRANSFERS BETWEEN PROGRAM YEARS

Federal regulations require schools to obligate certain federal awards by June 30. However, with ODE's consent, schools can transfer unobligated amounts to the subsequent fiscal year's program. The District transferred the following amounts from 2016 to 2017 programs:

<u>Program Title</u>	<u>CFDA Number</u>	<u>Amt. Transferred</u>
Title I Grants to Local Educational Agencies	84.010	\$ 50,172
Special Education - Grants to States	84.027	\$ 47
English Language Acquisition State Grants	84.365	\$ 8,423
Supporting Effective Instruction State Grant	84.367	\$ 13,864



Dave Yost • Auditor of State

INDEPENDENT AUDITOR'S REPORT ON INTERNAL CONTROL OVER FINANCIAL REPORTING AND ON COMPLIANCE AND OTHER MATTERS REQUIRED BY *GOVERNMENT AUDITING STANDARDS*

Field Local School District
Portage County
2900 State Route 43
Mogadore, Ohio 44260

To the Board of Education:

We have audited, in accordance with auditing standards generally accepted in the United States and the Comptroller General of the United States' *Government Auditing Standards*, the financial statements of the governmental activities, each major fund, and the aggregate remaining fund information of the Field Local School District, Portage County, (the District) as of and for the year ended June 30, 2016, and the related notes to the financial statements, which collectively comprise the District's basic financial statements and have issued our report thereon dated January 25, 2017.

Internal Control Over Financial Reporting

As part of our financial statement audit, we considered the District's internal control over financial reporting (internal control) to determine the audit procedures appropriate in the circumstances to the extent necessary to support our opinion on the financial statements, but not to the extent necessary to opine on the effectiveness of the District's internal control. Accordingly, we have not opined on it.

A *deficiency in internal control* exists when the design or operation of a control does not allow management or employees, when performing their assigned functions, to prevent, or detect and timely correct misstatements. A *material weakness* is a deficiency, or combination of internal control deficiencies resulting in a reasonable possibility that internal control will not prevent or detect and timely correct a material misstatement of the District's financial statements. A *significant deficiency* is a deficiency, or a combination of deficiencies, in internal control that is less severe than a material weakness, yet important enough to merit attention by those charged with governance.

Our consideration of internal control was for the limited purpose described in the first paragraph of this section and was not designed to identify all internal control deficiencies that might be material weaknesses or significant deficiencies. Given these limitations, we did not identify any deficiencies in internal control that we consider material weaknesses. However, unidentified material weaknesses may exist.

Compliance and Other Matters

As part of reasonably assuring whether the District's financial statements are free of material misstatement, we tested its compliance with certain provisions of laws, regulations, contracts, and grant agreements, noncompliance with which could directly and materially affect the determination of financial statement amounts. However, opining on compliance with those provisions was not an objective of our audit and accordingly, we do not express an opinion. The results of our tests disclosed no instances of noncompliance or other matters we must report under *Government Auditing Standards*.

101 Central Plaza South, 700 Chase Tower, Canton, Ohio 44702-1509
Phone: 330-438-0617 or 800-443-9272 Fax: 330-471-0001

www.ohioauditor.gov

Purpose of this Report

This report only describes the scope of our internal control and compliance testing and our testing results, and does not opine on the effectiveness of the District's internal control or on compliance. This report is an integral part of an audit performed under *Government Auditing Standards* in considering the District's internal control and compliance. Accordingly, this communication is not suitable for any other purpose.

A handwritten signature in black ink that reads "Dave Yost". The signature is written in a cursive style with a large, looping initial "D".

Dave Yost
Auditor of State
Columbus, Ohio

January 25, 2017



Dave Yost • Auditor of State

INDEPENDENT AUDITOR'S REPORT ON COMPLIANCE WITH REQUIREMENTS APPLICABLE TO THE MAJOR FEDERAL PROGRAM AND ON INTERNAL CONTROL OVER COMPLIANCE REQUIRED BY THE UNIFORM GUIDANCE

Field Local School District
Portage County
2900 State Route 43
Mogadore, Ohio 44260

To the Board of Education:

Report on Compliance for the Major Federal Program

We have audited the Field Local School District's (the District) compliance with the applicable requirements described in the U.S. Office of Management and Budget (OMB) *Compliance Supplement* that could directly and materially affect the Field Local School District's major federal program for the year ended June 30, 2016. The *Summary of Auditor's Results* in the accompanying schedule of findings identifies the District's major federal program.

Management's Responsibility

The District's Management is responsible for complying with federal statutes, regulations, and the terms and conditions of its federal awards applicable to its federal program.

Auditor's Responsibility

Our responsibility is to opine on the District's compliance for the District's major federal program based on our audit of the applicable compliance requirements referred to above. Our compliance audit followed auditing standards generally accepted in the United States of America; the standards for financial audits included in the Comptroller General of the United States' *Government Auditing Standards*; and the audit requirements of Title 2 U.S. *Code of Federal Regulations* Part 200, *Uniform Administrative Requirements, Cost Principles, and Audit Requirements for Federal Awards* (Uniform Guidance). These standards and the Uniform Guidance require us to plan and perform the audit to reasonably assure whether noncompliance with the applicable compliance requirements referred to above that could directly and materially affect a major federal program occurred. An audit includes examining, on a test basis, evidence about the District's compliance with those requirements and performing such other procedures as we considered necessary in the circumstances.

We believe our audit provides a reasonable basis for our compliance opinion on the District's major program. However, our audit does not provide a legal determination of the District's compliance.

Opinion on the Major Federal Program

In our opinion, the Field Local School District complied, in all material respects with the compliance requirements referred to above that could directly and materially affect its major federal program for the year ended June 30, 2016.

Report on Internal Control Over Compliance

The District's management is responsible for establishing and maintaining effective internal control over compliance with the applicable compliance requirements referred to above. In planning and performing our compliance audit, we considered the District's internal control over compliance with the applicable requirements that could directly and materially affect a major federal program, to determine our auditing procedures appropriate for opining on each major federal program's compliance and to test and report on internal control over compliance in accordance with the Uniform Guidance, but not to the extent needed to opine on the effectiveness of internal control over compliance. Accordingly, we have not opined on the effectiveness of the District's internal control over compliance.

A deficiency in internal control over compliance exists when the design or operation of a control over compliance does not allow management or employees, when performing their assigned functions, to prevent, or to timely detect and correct, noncompliance with a federal program's applicable compliance requirement. A *material weakness in internal control over compliance* is a deficiency, or combination of deficiencies, in internal control over compliance, such that there is a reasonable possibility that material noncompliance with a federal program compliance requirement will not be prevented, or timely detected and corrected. A *significant deficiency in internal control over compliance* is a deficiency, or a combination of deficiencies, in internal control over compliance with federal program's applicable compliance requirement that is less severe than a material weakness in internal control over compliance, yet important enough to merit attention by those charged with governance.

Our consideration of internal control over compliance was for the limited purpose described in the first paragraph of this section and would not necessarily identify all deficiencies in internal control over compliance that might be material weaknesses or significant deficiencies. We did not identify any deficiencies in internal control over compliance that we consider to be material weaknesses. However, material weaknesses may exist that have not been identified.

This report only describes the scope of our internal control over compliance tests and the results of this testing based on Uniform Guidance requirements. Accordingly, this report is not suitable for any other purpose.



Dave Yost
Auditor of State
Columbus, Ohio

January 25, 2017

**FIELD LOCAL SCHOOL DISTRICT
PORTAGE COUNTY**

**SCHEDULE OF FINDINGS
2 CFR § 200.515
JUNE 30, 2016**

1. SUMMARY OF AUDITOR'S RESULTS

<i>(d)(1)(i)</i>	Type of Financial Statement Opinion	Unmodified
<i>(d)(1)(ii)</i>	Were there any material weaknesses in internal control reported at the financial statement level (GAGAS)?	No
<i>(d)(1)(ii)</i>	Were there any significant deficiencies in internal control reported at the financial statement level (GAGAS)?	No
<i>(d)(1)(iii)</i>	Was there any reported material noncompliance at the financial statement level (GAGAS)?	No
<i>(d)(1)(iv)</i>	Were there any material internal control weaknesses reported for major federal programs?	No
<i>(d)(1)(iv)</i>	Were there any significant deficiencies in internal control reported for major federal programs?	No
<i>(d)(1)(v)</i>	Type of Major Programs' Compliance Opinion	Unmodified
<i>(d)(1)(vi)</i>	Are there any reportable findings under 2 CFR §200.516(a)?	No
<i>(d)(1)(vii)</i>	Major Programs (list):	Special Education Grants To States CFDA 84.027
<i>(d)(1)(viii)</i>	Dollar Threshold: Type A/B Programs	Type A: > \$ 750,000 Type B: all others
<i>(d)(1)(ix)</i>	Low Risk Auditee under 2 CFR §200.520?	Yes

**2. FINDINGS RELATED TO THE FINANCIAL STATEMENTS
REQUIRED TO BE REPORTED IN ACCORDANCE WITH GAGAS**

None

3. FINDINGS AND QUESTIONED COSTS FOR FEDERAL AWARDS

None

This page intentionally left blank.



Dave Yost • Auditor of State

FIELD LOCAL SCHOOL DISTRICT

PORTAGE COUNTY

CLERK'S CERTIFICATION

This is a true and correct copy of the report which is required to be filed in the Office of the Auditor of State pursuant to Section 117.26, Revised Code, and which is filed in Columbus, Ohio.

Susan Babbitt

CLERK OF THE BUREAU

CERTIFIED
FEBRUARY 28, 2017