

***HORIZON SCIENCE ACADEMY
DENISON MIDDLE SCHOOL
CUYAHOGA COUNTY, OHIO***

AUDIT REPORT

For the Year Ended June 30, 2016



Dave Yost • Auditor of State

Board of Directors
Horizon Science Academy Cleveland Middle School
6100 South Marginal Road
Cleveland, Ohio 44103

We have reviewed the *Independent Auditor's Report* of the Horizon Science Academy Cleveland Middle School, Cuyahoga County, prepared by Charles E. Harris & Associates, Inc., for the audit period July 1, 2015 through June 30, 2016. Based upon this review, we have accepted these reports in lieu of the audit required by Section 117.11, Revised Code. The Auditor of State did not audit the accompanying financial statements and, accordingly, we are unable to express, and do not express an opinion on them.

Our review was made in reference to the applicable sections of legislative criteria, as reflected by the Ohio Constitution, and the Revised Code, policies, procedures and guidelines of the Auditor of State, regulations and grant requirements. The Horizon Science Academy Cleveland Middle School is responsible for compliance with these laws and regulations.

A handwritten signature in black ink that reads "Dave Yost".

Dave Yost
Auditor of State

February 21, 2017

This page intentionally left blank.

HORIZON SCIENCE ACADEMY DENISON MIDDLE SCHOOL
 CUYAHOGA COUNTY
 YEAR ENDED JUNE 30, 2016

TABLE OF CONTENTS

TITLE	PAGE
Independent Auditor’s Report.....	1
Management’s Discussion and Analysis.....	4
Basic Financial Statements:	
Statement of Net Position	9
Statement of Revenues, Expenses, and Changes in Net Position	10
Statement of Cash Flows.....	11
Notes to the Basic Financial Statements	12
Required Supplementary Information:	
Schedule of the Academy’s Proportionate Share of the Net Pension Liability – School Employees Retirement System (SERS) of Ohio	28
Schedule of the Academy’s Proportionate Share of the Net Pension Liability – State Teacher Retirement System (STRS) of Ohio	29
Schedule of the Academy Contributions - School Employees Retirement System (SERS) of Ohio	30
Schedule of the Academy Contributions - State Teachers Retirement System (STRS) of Ohio	31
Independent Auditor’s Report on Internal Control Over Financial Reporting and on Compliance and Other Matters Required by <i>Government Auditing Standards</i>	33
Schedule of Prior Audit Findings.....	35

This page intentionally left blank.

Rockefeller Building
614 W Superior Ave Ste 1242
Cleveland OH 44113-1306
Office phone - (216) 575-1630
Fax - (216) 436-2411

Charles E. Harris & Associates, Inc
Certified Public Accountants

INDEPENDENT AUDITOR'S REPORT

Horizon Science Academy Denison Middle School
Cuyahoga County
1700 Denison Avenue
Cleveland, Ohio 44109

To the Board of Directors:

Report on the Financial Statements

We have audited the accompanying financial statements of the Horizon Science Academy Denison Middle School, Cuyahoga County, Ohio (the Academy), as of and for the year ended June 30, 2016, and the related notes to the financial statements, which collectively comprise the Academy's basic financial statements as listed in the table of contents.

Management's Responsibility for the Financial Statements

Management is responsible for preparing and fairly presenting these financial statements in accordance with accounting principles generally accepted in the United States of America; this includes designing, implementing, and maintaining internal control relevant to preparing and fairly presenting financial statements that are free from material misstatement, whether due to fraud or error.

Auditor's Responsibility

Our responsibility is to opine on these financial statements based on our audit. We audited in accordance with auditing standards generally accepted in the United States of America and the financial audit standards in the Comptroller General of the United States' *Government Auditing Standards*. Those standards require us to plan and perform the audit to reasonably assure the financial statements are free from material misstatement.

An audit requires obtaining evidence about financial statement amounts and disclosures. The procedures selected depend on our judgment, including assessing the risks of material financial statement misstatement, whether due to fraud or error. In assessing those risks, we consider internal control relevant to the Academy's preparation and fair presentation of the financial statements in order to design audit procedures that are appropriate in the circumstances, but not to the extent needed to opine on the effectiveness of the Academy's internal control. Accordingly, we express no opinion. An audit also includes evaluating the appropriateness of management's accounting policies and the reasonableness of their significant accounting estimates, as well as our evaluation of the overall financial statement presentation.

We believe the audit evidence we obtained is sufficient and appropriate to support our audit opinion.

Opinion

In our opinion, the financial statements referred to above present fairly, in all material respects, the financial position of the Horizon Science Academy Denison Middle School, Cuyahoga County, Ohio, as of June 30, 2016, and the respective changes in financial position and its cash flows thereof for the year then ended in accordance with the accounting principles generally accepted in the United States of America.


Other Matters

Required Supplementary Information

Accounting principles generally accepted in the United States of America require this presentation to include *Management's discussion and analysis*, and schedules of net pension liabilities and pension contributions listed in the table of contents, to supplement the basic financial statements. Although this information is not part of the basic financial statements, the Governmental Accounting Standards Board considers it essential for placing the basic financial statements in an appropriate operational, economic, or historical context. We applied certain limited procedures to the required supplementary information in accordance with auditing standards generally accepted in the United States of America, consisting of inquiries of management about the methods of preparing the information and comparing the information for consistency with management's responses to our inquiries, to the basic financial statements, and other knowledge we obtained during our audit of the basic financial statements. We do not opine or provide any assurance on the information because the limited procedures do not provide us with sufficient evidence to opine or provide any other assurance.

Other Reporting Required by Government Auditing Standards

In accordance with *Government Auditing Standards*, we have also issued our report dated December 6, 2016, on our consideration of the Academy's internal control over financial reporting and our tests of its compliance with certain provisions of laws, regulations, contracts and grant agreements and other matters. That report describes the scope of our internal control testing over financial reporting and compliance, and the results of that testing, and does not opine on internal control over financial reporting or on compliance. That report is an integral part of an audit performed in accordance with *Government Auditing Standards* in considering the Academy's internal control over financial reporting and compliance.



Charles E. Harris & Associates, Inc.
December 6, 2016

(This page left intentionally blank)

The discussion and analysis of Horizon Science Academy Denison Middle School's (the Academy) financial performance provides an overall review of the financial activities for the fiscal year ended June 30, 2016. Readers should also review the financial statements and notes to enhance their understanding of the Academy's financial performance.

Financial Highlights

Key financial highlights for fiscal year 2016 are as follows:

- Total assets were \$278,120.
- Total liabilities were \$3,288,347.
- Total net position decreased by \$207,998.

Using this Financial Report

This report consists of three parts: the MD&A, the basic financial statements, and notes to those statements. The basic financial statements include a Statement of Net Position, a Statement of Revenues, Expenses and Change in Net Position, and a Statement of Cash Flows.

Reporting the Academy as a Whole

One of the most important questions asked about the Academy is, "As a whole, what is the Academy's financial condition as a result of the year's activities?" The Statement of Net Position and the Statement of Revenues, Expenses and Change in Net Position, which appear first in the Academy's financial statements, report information on the Academy as a whole and its activities in a way that helps you answer this question. We prepare these statements to include all assets and deferred outflows of resources, and liabilities and deferred inflows of resources, using the accrual basis of accounting, which is similar to the accounting used by most private-sector companies. All of the current year's revenues and expenses are taken into account regardless of when the cash is received or paid.

These two statements report the Academy's net position – the difference between assets and deferred outflows of resources, and liabilities and deferred inflows of resources, as reported in the Statement of Net Position – as one way to measure the Academy's financial health or financial position. Over time, increases or decreases in the Academy's net position – as reported in the Statement of Revenues, Expenses and Change in Net Position – are indicators of whether its financial health is improving or deteriorating. The relationship between revenues and expenses is the Academy's operating results. However, the Academy's goal is to provide services to our students, not to generate profits as commercial entities do. One must consider many other non-financial factors, such as the quality of the education provided and the safety of the Academy, to assess the overall health of the Academy.

The Statement of Net Position and the Statement of Revenues, Expenses and Change in Net Position report the activities of the Academy, which encompass all the Academy's services, including instruction, supporting services, community services, and food services. Unrestricted state aid and state and federal grants finance most of these activities.

Table 1 provides a comparison of net position as of June 30, 2016 with net position as of June 30, 2015.

Table 1

Net Position

	2016	2015
<u>Assets</u>		
Current and Other Assets	\$133,373	\$104,895
Capital Assets, Net	144,747	261,743
Total Assets	278,120	366,638
<u>Deferred Outflows of Resources</u>	302,687	189,087
<u>Liabilities</u>		
Current Liabilities	250,606	104,128
Non-Current Liabilities	3,037,741	2,713,342
Total Liabilities	3,288,347	2,817,470
<u>Deferred Inflows of Resources</u>	259,945	497,742
<u>Net Position</u>		
Invested in Capital Assets	133,009	261,743
Unrestricted	(3,100,494)	(3,021,230)
Total Net Position	(\$2,967,485)	(\$2,759,487)

During fiscal year 2015, the Academy adopted GASB Statement 68, “*Accounting and Financial Reporting for Pensions—an Amendment of GASB Statement 27*,” which significantly revises accounting for pension costs and liabilities. For reasons discussed below, many end users of this financial statement will gain a clearer understanding of the Academy’s actual financial condition by adding deferred inflows related to pension and the net pension liability to the reported net position and subtracting deferred outflows related to pension.

Governmental Accounting Standards Board standards are national and apply to all government financial reports prepared in accordance with generally accepted accounting principles. When accounting for pension costs, GASB 27 focused on a funding approach. This approach limited pension costs to contributions annually required by law, which may or may not be sufficient to fully fund each plan’s *net pension liability*. GASB 68 takes an earnings approach to pension accounting; however, the nature of Ohio’s statewide pension systems and state law governing those systems requires additional explanation in order to properly understand the information presented in these statements.

Under the new standards required by GASB 68, the net pension liability equals the Academy’s proportionate share of each plan’s collective:

Present value of estimated future pension benefits attributable to active and inactive employees’ past service minus plan assets available to pay these benefits.

GASB notes that pension obligations, whether funded or unfunded, are part of the “employment exchange” – that is, the employee is trading his or her labor in exchange for wages, benefits, and the promise of a future pension. GASB noted that the unfunded portion of this pension promise is a present obligation of the government, part of a bargained-for benefit to the employee, and should accordingly be reported by the government as a liability since they received the benefit of the exchange. However, the Academy is not responsible for certain key factors affecting the balance of this liability. In Ohio, the employee shares the obligation of funding pension benefits with

the employer. Both employer and employee contribution rates are capped by State statute. A change in these caps requires action of both Houses of the General Assembly and approval of the Governor. Benefit provisions are also determined by State statute. The employee enters the employment exchange with the knowledge that the employer's promise is limited not by contract but by law. The employer enters the exchange also knowing that there is a specific, legal limit to its contribution to the pension system. In Ohio, there is no legal means to enforce the unfunded liability of the pension system as *against the public employer*. State law operates to mitigate/lessen the moral obligation of the public employer to the employee, because all parties enter the employment exchange with notice as to the law. The pension system is responsible for the administration of the plan.

Most long-term liabilities have set repayment schedules or, in the case of compensated absences (i.e. sick and vacation leave), are satisfied through paid time-off or termination payments. There is no repayment schedule for the net pension liability. As explained above, changes in pension benefits, contribution rates, and return on investments affect the balance of the net pension liability, but are outside the control of the local government. In the event that contributions, investment returns, and other changes are insufficient to keep up with required pension payments, State statute does not assign/identify the responsible party for the unfunded portion. Due to the unique nature of how the net pension liability is satisfied, this liability is separately identified within the long-term liability section of the statement of net position.

In accordance with GASB 68, the Academy's statements prepared on an accrual basis of accounting include an annual pension expense for their proportionate share of each plan's *change* in net pension liability not accounted for as deferred inflows/outflows.

As a result of implementing GASB 68, the Academy is reporting a net pension liability and deferred inflows/outflows of resources related to pension on the accrual basis of accounting.

Total current assets increased by \$28,478. This increase is due to decreases in cash and cash equivalents of \$87,339. Capital assets decreased by \$116,996 due to current year depreciation exceeding additions. Total liabilities increased \$470,877. This increase is due mainly to increase in net pension liability of \$207,998 due to GASB 68 requirement and increases in accounts payable of \$50,689, respectively.

Table 2 shows the changes in net position for the fiscal years 2016 and 2015.

Table 2

Horizon Science Academy Denison Middle School
Statement of Revenues, Expenses and Change in Net Position
For the Fiscal Year Ended June 30, 2016

	June 30, 2016	June 30, 2015*
<u>OPERATING REVENUES:</u>		
Foundation payments	\$2,017,945	\$2,281,820
Classroom fees	8,257	4,181
Extracurricular activities	3,847	2,310
Other revenue	16,874	23,458
Total operating revenues	2,046,923	2,311,769
<u>OPERATING EXPENSES:</u>		
Salaries	1,237,064	1,164,798
Fringe benefits	301,819	233,588
Purchased services	1,081,118	1,158,485
Materials and supplies	121,191	210,505
Depreciation	134,790	156,116
Miscellaneous	72,479	86,563
Total operating expenses	2,948,461	3,010,055
Operating loss	(901,538)	(698,286)
<u>NON-OPERATING REVENUES (EXPENSES):</u>		
Restricted grants in aid - federal	629,092	552,959
State and other grants	64,448	38,705
Total non-operating revenues (expenses)	693,540	591,664
Change in net position	(207,998)	(106,622)
Net position, beginning of year - as restated	(2,759,487)	(2,652,865)
Net position, end of year	(\$2,967,485)	(\$2,759,487)

*as restated

Foundation support decreased \$263,875 primarily due to a decrease in enrollment. Federal grants increased in the amount of \$76,133. Salaries and benefits increased \$140,497 due to the implementation of GASB 68 which is offset by increases in rate of pay. Purchased services decreased \$77,367.

Foundation support is the primary support of the Academy, comprising 99% of operating revenue and 74% of total revenues. The Academy also received a significant portion of federal grants, which represent 23% of total revenue. Salaries and benefits comprise the largest portion of operating expenses, representing 52% of total operating expenses. Purchased services also represent a large portion of operating expenses, or 37%. Net position decreased \$207,998 resulting from expenses in excess of revenues.

Capital Assets

At the end of fiscal year 2016 the Academy had \$571,990 invested in furniture, equipment, and vehicles, (\$144,747 net of accumulated depreciation). Table 3 shows activity for fiscal year 2016:

Table 3

Capital Assets				
	Balance			Ending
	July 1, 2015	Additions	Deletions	June 30, 2016
Capital Assets, Being Depreciated:				
Improvements	\$94,660	\$0	\$0	\$94,660
Equipment Instructional	308,819	4,990	(101,991)	211,817
Equipment Office	253,846	0	(1,138)	252,708
School Vehicle	0	12,805	0	12,805
Total Capital Assets	657,325	17,795	(103,129)	571,990
Less: Accumulated Depreciation	(395,582)	(134,790)	103,129	(427,243)
Net Fixed Assets	\$261,743	(\$116,995)	\$0	\$144,747

For more information on capital assets see Note 5 to the basic financial statements.

Contacting the Academy's Financial Management

This financial report is designed to provide our citizens, taxpayers, and creditors with a general overview of the Academy's finances. Questions concerning any of the information in this report or requests for additional information should be directed to Ramazan Celep, Treasurer, Horizon Science Academy Denison Middle School, 1700 Denison Ave. Cleveland, OH 44109.

Horizon Science Academy Denison Middle School

Statement of Net Position

June 30, 2016

ASSETS:

Current Assets:

Cash and cash equivalents	\$103,753
Intergovernmental receivable	29,620
Total current assets	<u>133,373</u>

Noncurrent Assets:

Depreciable capital assets, net	<u>144,747</u>
Total Noncurrent Assets	<u>144,747</u>

Total Assets 278,120

DEFERRED OUTFLOWS OF RESOURCES:

Pensions:

Pension - STRS	290,803
Pension - SERS	<u>11,884</u>

Total Deferred Outflows of Resources 302,687

LIABILITIES:

Current Liabilities:

Accounts payable	50,751
Accrued wages and benefits payable	133,854
Intergovernmental payable	44,565
Payroll liabilities	<u>21,436</u>
Total current liabilities	250,606

Long Term Liabilities:

Due within one year	4,268
Due in more than one year:	
Capital lease	7,470
Net pension liability	<u>3,026,003</u>
Total noncurrent liabilities	<u>3,037,741</u>

Total Liabilities 3,288,347

DEFERRED INFLOWS OF RESOURCES:

Pensions:

Pension - STRS	241,073
Pension - SERS	<u>18,872</u>

Total Deferred Inflows of Resources 259,945

NET POSITION:

Net investment in capital assets	133,009
Unrestricted	<u>(3,100,494)</u>

Total Net Position (\$2,967,485)

Horizon Science Academy Denison Middle School
Statement of Revenues, Expenses and Change in Net Position
For the Fiscal Year Ended June 30, 2016

OPERATING REVENUES:

Foundation payments	\$2,017,945
Classroom fees	8,257
Extracurricular activities	3,847
Other revenue	16,874
Total operating revenues	2,046,923

OPERATING EXPENSES:

Salaries	1,237,064
Fringe benefits	301,819
Purchased services	1,081,118
Materials and supplies	121,191
Depreciation	134,790
Miscellaneous	72,479
Total operating expenses	2,948,461

Operating loss **(901,538)**

NON-OPERATING REVENUES:

Restricted grants in aid - federal	629,092
State and other grants	64,448
Total non-operating revenues	693,540

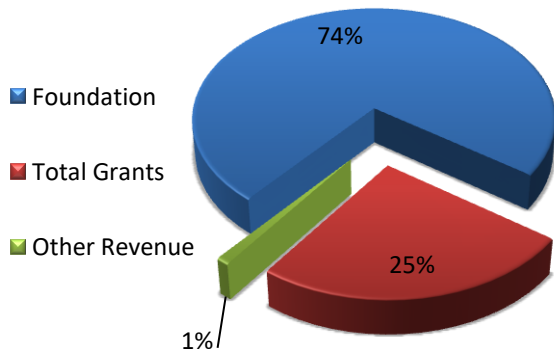
Change in net position (207,998)

Net position, beginning of year (2,759,487)

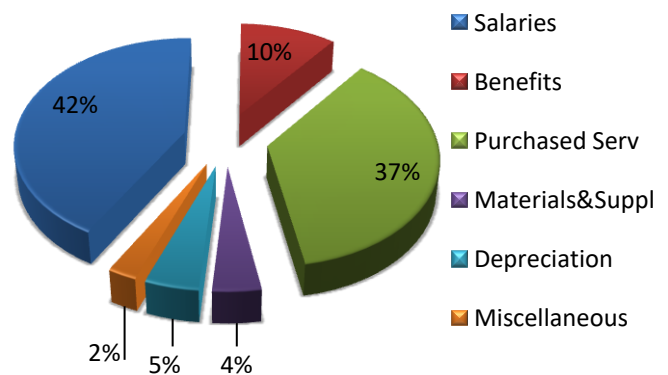
Net position, end of year **(\$2,967,485)**

See accompanying notes to the basic financial statements.

Revenues



Expenses



Horizon Science Academy Denison Middle School

Statement of Cash Flows

For the Fiscal Year Ended June 30, 2016

CASH FLOWS FROM OPERATING ACTIVITIES:

Cash received from State of Ohio	\$2,072,674
Cash received from other operating revenues	28,978
Cash payments to suppliers for goods and services	(1,102,923)
Cash payments to employees for services and benefits	(1,526,394)
Other cash payments	(72,479)
Net cash used for operating activities	(600,144)

CASH FLOWS FROM NONCAPITAL FINANCING ACTIVITIES:

Federal grants received	629,092
State and other grants received	64,448
Net cash provided by noncapital financing activities	693,540

CASH FLOWS FROM CAPITAL AND RELATED FINANCING ACTIVITIES:

Principal paid on capital lease payable	(1,067)
Payment for capital acquisitions	(4,990)
Net cash used for capital and related financing activities	(6,057)

CASH FLOWS FROM INVESTING ACTIVITIES

Net increase in cash and cash equivalents	87,339
Cash and cash equivalents at beginning of year	16,414
Cash and cash equivalents at end of year	\$103,753

RECONCILIATION OF OPERATING LOSS TO NET CASH USED FOR OPERATING ACTIVITIES

Operating loss	(\$901,538)
----------------	-------------

ADJUSTMENTS TO RECONCILE OPERATING LOSS TO NET CASH USED FOR OPERATING ACTIVITIES:

Depreciation	134,790
Changes in Assets and Liabilities:	
Increase in other prepaid items	48,697
Increase in payroll liabilities	21,436
Increase in accounts payable	50,689
Increase in intergovernmental receivable	10,165
Increase in accrued wages and benefits payable	29,788
Increase in intergovernmental payable	44,565
Decrease in deferred inflows of resources	(237,797)
Decrease in deferred outflows of resources	(113,600)
Increase in net pension liability	312,661
Total adjustments	301,394

Net cash used for operating activities	(600,144)
-----------------------------------------------	------------------

NONCASH TRANSACTIONS:

Inception of capital lease	\$12,805
----------------------------	----------

See accompanying notes to the basic financial statements.

1. DESCRIPTION OF THE ACADEMY AND REPORTING ENTITY

Horizon Science Academy Denison Middle School, (the Academy), is a nonprofit corporation established pursuant to Ohio Rev. Code Chapters 3314 and 1702 to address the needs of students in grades K through eight in Cleveland. The Academy, which is part of the State's education program, is independent of any school and is nonsectarian in its programs, admission policies, employment practices, and all other operations.

The Academy may sue and be sued, acquire facilities as needed, and contract for any services necessary for the operation of the Academy. The Academy qualifies as an exempt organization under Section 501(c) (3) of the Internal Revenue Code. Management is not aware of any course of action or series of events that have occurred that might adversely affect the Academy's tax-exempt status.

The Academy was approved for operation under contract with the Lucas County Educational Service Center (the Sponsor) for a period of five years commencing November 19, 2004. The contract was extended through May 30, 2011 in July of 2009. In February 2016, the original contract extended until June 30, 2018. Effective January 1, 2012, the Lucas County Educational Service Center changed their name to the Educational Service Center of Lake Erie West.

The Academy operates under the direction of a self-appointed five-member Board of Trustees. The Board is responsible for carrying out the provisions of the contract, which includes, but are not limited to, state mandated provisions regarding student population, curriculum, academic goals, performance standards, admission standards, and qualifications of teachers. In fiscal year 2016, the Academy employed 40 personnel for up to 269 students during the year.

2. SUMMARY OF SIGNIFICANT ACCOUNTING POLICIES

The basic financial statements of the Academy have been prepared in conformity with accounting principles generally accepted in the United States of America (GAAP) as applied to governmental nonprofit organizations. The Governmental Accounting Standards Board (GASB) is the accepted standard-setting body for establishing governmental accounting and financial reporting principles. The more significant of the Academy's accounting policies are described below.

A. Basis of Presentation

The Academy's basic financial statements consist of a Statement of Net Position; a Statement of Revenues, Expenses and Change in Net Position; and a Statement of Cash Flows.

The Academy uses enterprise accounting to report its financial activities. Enterprise accounting focuses on the determination of operating income, changes in net position, financial position, and cash flows.

B. Measurement Focus and Basis of Accounting

The accounting and financial reporting treatment is determined by its measurement focus. Enterprise accounting uses a flow of economic resources measurement focus. With this measurement focus, all assets and all liabilities associated with the operation of the Academy are included on the Statement of Net Position. The Statement of Revenues, Expenses, and Change in Net Positions present increases (e.g., revenues) and decreases (e.g., expenses) in total net position. The Statement of Cash Flows provides information about how the Academy finances and meets the cash flow needs of its enterprise activities.

2. SUMMARY OF SIGNIFICANT ACCOUNTING POLICIES (Continued)

B. Measurement Focus and Basis of Accounting (Continued)

Basis of accounting refers to when revenues and expenses are recognized in the accounts and reported in the financial statements. The full accrual basis of accounting is used for reporting purposes. Revenue resulting from exchange transactions, in which each party gives and receives essentially equal value, is recorded on the accrual basis when the exchange takes place. Revenues resulting from non-exchange transactions, in which the Academy receives value without directly giving equal value in return, such as grants, entitlements and donations are recognized in the period in which all eligibility requirements have been satisfied. Unearned revenue arises when assets are recognized before revenue recognition criteria have been satisfied. Grants and entitlements received before eligibility requirements are met are recorded as unearned revenue. Expenses are recognized at the time they are incurred.

C. Budgetary Process

The contract between the Academy and its Sponsor prescribes an annual budget requirement in addition to preparing a 5-year forecast, which is to be updated on an annual basis. Chapter 5705.391(A) of the Ohio Revised Code also requires the Academy to prepare a 5-year forecast, update it annually, and submit it to the Superintendent of Public Instruction at the Ohio Department of Education.

D. Cash

To improve cash management, all cash received by the Academy is pooled in a central bank account. Total cash amount at the end of the fiscal year is presented as “Cash and cash equivalents” in the Statement of Net Position. For the purposes of the Statement of Cash Flows and for presentation on the Statement of Net Position, any investment with an original maturity date less than 90 days is considered a cash equivalent and any investment with a maturity date greater than 90 days is considered an investment. The Academy did not have any investments during fiscal year 2016.

E. Capital Assets and Depreciation

Capital assets are capitalized at cost (or estimated historical cost) and updated for additions and retirements during the year. Donated capital assets are recorded at their acquisition values as of the date received. The Academy maintains a capitalization threshold of one thousand dollars. The costs of normal maintenance and repairs that do not add to the value of the asset or materially extend an asset's life are not capitalized. Improvements are capitalized. The Academy does not capitalize interest.

Capital assets are depreciated using the straight-line method over the following estimated useful lives. Improvements to capital assets are depreciated over the remaining useful lives of the related capital assets. Leasehold improvements are depreciated using the straight-line method over the life of the lease.

	<u>Useful Life</u>
Leasehold Improvements	5 to 10 years
Heavy Duty Office or Classroom Furniture	10 years
Computers and Other Electronic Equipment	3 years

2. SUMMARY OF SIGNIFICANT ACCOUNTING POLICIES (Continued)

F. Intergovernmental Revenues

The Academy currently participates in the State Foundation Program, Special Education Program, and Federal CCIP Program. Revenues received from the State Foundation Program are recognized as operating revenues whereas revenues from the Federal CCIP Program, Special Education Program and other State Grants are recognized as non-operating revenues in the accounting period in which all eligibility requirements have been met.

Eligibility requirements include timing requirements, which specify the year when the resources are required to be used or the fiscal year when use is first permitted, matching requirements, in which the Academy must provide local resources to be used for a specified purpose, and expenditure requirements, in which the resources are provided to the Academy on a reimbursement basis.

G. Operating Revenues and Expenses

Operating revenues are those revenues that are generated directly from the primary activity of the Academy. Operating expenses are necessary costs incurred to provide the service that is the primary activity of the Academy. All revenues and expenses not meeting these definitions are reported as non-operating.

H. Compensated Absences

The Academy's policy indicates that all full time employees are entitled to eight days of sick/personal leave in a school year. Also, Full time employees who have worked for the Academy for a total of 200 or more days during the contract year will be allowed nine days of paid sick or personal leave. Full time employees who have worked for the Academy 210 or more days during the contract year will be allowed ten days of paid sick or personal leave. All leave earned by employees must be used within the current school year and cannot be transferred to the next school year, and therefore, are not recorded as a liability. The Academy compensates its employees \$125 per day for each unused sick/personal day at the end of the year.

I. Net Position

Net position represents the difference between assets and liabilities. Net investment in capital assets consists of capital assets, net of accumulated depreciation and related debt. Net position is reported as restricted when there are limitations imposed on their use, either through enabling legislation adopted by the Academy or through external restrictions imposed by creditors, grantors, or contracts. The Academy applies restricted resources first when an expense is incurred for purposes for which both restricted and unrestricted net positions are available. At the end of the fiscal ended June 30, 2016, the Academy did not have any restricted net position.

J. Estimates

The preparation of financial statements in conformity with accounting principles generally accepted in the United States of America requires management to make estimates and assumptions that affect the amounts reported in the financial statements and accompanying notes. Actual results may differ from those estimates.

2. SUMMARY OF SIGNIFICANT ACCOUNTING POLICIES (Continued)

K. Deferred Outflows of Resources and Deferred Inflows of Resources

In addition to assets, the statement of net position will report a separate section for deferred outflows of resources. Deferred outflows of resources, represents a consumption of net position that applies to a future period and will not be recognized as an outflow of resources (expense/expenditure) until then. For the Academy, deferred outflows of resources have been reported for the following two items related the Academy's net pension liability: (1) the difference between expected and actual experience of the pension systems, and (2) the Academy's contributions to the pension systems subsequent to the measurement date.

In addition to liabilities, the statement of net position will report a separate section for deferred inflows of resources. Deferred inflows of resources represent an acquisition of net position that applies to a future period and will not be recognized as an inflow of resources (revenue) until that time. For the Academy, deferred inflows of resources include the net difference between projected and actual earnings on pension plan investments related to the Academy's net pension liability and the differences in proportional share of net pension liability.

L. Pensions

For purposes of measuring the net pension liability, deferred outflows of resources and deferred inflows of resources related to pensions, and pension expense, information about the fiduciary net position of the pension plans and additions to/deductions from their fiduciary net position have been determined on the same basis as they are reported by the pension systems. For this purpose, benefit payments (including refunds of employee contributions) are recognized when due and payable in accordance with the benefit terms. The pension systems report investments at fair value.

3. CHANGE IN ACCOUNTING PRINCIPLE AND RESTATEMENT OF NET POSITION

For fiscal year 2016, the Academy has implemented GASB Statement No. 72, "*Fair Value Measurement and Application*", GASB Statement No. 73 "*Accounting and Financial Reporting for Pensions and Related Assets That Are Not within the Scope of GASB Statement 68, and Amendments to Certain Provisions of GASB Statements 67 and 68*", GASB Statement No. 76, "*The Hierarchy of Generally Accepted Accounting Principles for State and Local Governments*", and GASB Statement No. 79, "*Certain External Investment Pools and Pool Participants*".

GASB Statement No. 72 addresses accounting and financial reporting issues related to fair value measurement. This Statement also provides guidance for applying fair value to certain investments and disclosures related to all fair value measurements. The implementation of GASB Statement No. 72 did not have an effect on the financial statements of the Academy.

GASB Statement No. 73 improves the usefulness of information about pensions included in the general purposes external financial reports of state and local governments for making decisions and assessing accountability. The implementation of GASB Statement No. 73 did not have an effect on the financial statements of the Academy.

GASB Statement No. 76 identifies - in the context of the current governmental financial reporting environment - the hierarchy of generally accepted accounting principles (GAAP). This Statement reduces the GAAP hierarchy to two categories of authoritative GAAP and addresses the use of authoritative and nonauthoritative literature in the event that the accounting treatment for a transaction or other event is not specified within a source of authoritative GAAP. The implementation of GASB Statement No. 76 did not have an effect on the financial statements of the Academy.

GASB Statement No. 79 establishes criteria for an external investment pool to qualify for making the election to measure all of its investments at amortized cost for financial reporting purposes. The implementation of GASB Statement No. 79 did not have an effect on the financial statements of the Academy.

4. DEPOSITS

As of June 30, 2016, the Academy's Fifth Third bank balance of \$110,638 was either covered by FDIC or collateralized by the financial institution's public entity deposit pool in the manner described below.

Custodial credit risk is the risk that in the event of a bank failure, the Academy's deposits may not be returned to it. According to state law, public depositories must give security for all public funds on deposit in excess of those funds that are insured by the Federal Deposit Insurance Corporation (FDIC) or by any other agency or instrumentality of the federal government. These institutions may either specifically collateralize individual accounts in lieu of amounts insured by the FDIC, or may pledge a pool of government securities valued at least 105% of the total value of public monies on deposit at the institution. The Academy has no policy regarding custodial credit risk.

5. CAPITAL ASSETS

Capital asset activity for the fiscal year ended June 30, 2016, was as follows:

	Capital Assets			
	Balance July 1, 2015	Additions	Deletions	Ending June 30, 2016
Capital Assets, Being Depreciated:				
Improvements	\$94,660	\$0	\$0	\$94,660
Equipment Instructional	308,819	4,990	(101,991)	211,817
Equipment Office	253,846	0	(1,138)	252,708
School Vehicle	0	12,805	0	12,805
Total Capital Assets	657,325	17,795	(103,129)	571,990
Less: Accumulated Depreciation	(395,582)	(134,790)	103,129	(427,243)
Net Fixed Assets	\$261,743	(\$116,995)	\$0	\$144,747

*Certain reclassifications were made to beginning accumulated depreciation to properly reflect balances. However, there was no effect on beginning net position.

6. DEFINED BENEFIT PENSION PLANS

Net Pension Liability

The net pension liability reported on the statement of net position represents a liability to employees for pensions. Pensions are a component of exchange transactions—between an employer and its employees—of salaries and benefits for employee services. Pensions are provided to an employee—on a deferred-payment basis—as part of the total compensation package offered by an employer for employee services each financial period. The obligation to sacrifice resources for pensions is a present obligation because it was created as a result of employment exchanges that already have occurred.

The net pension liability represents the Academy's proportionate share of each pension plan's collective actuarial present value of projected benefit payments attributable to past periods of service, net of each pension plan's fiduciary net position. The net pension liability calculation is dependent on critical long-term variables, including estimated average life expectancies, earnings on investments, cost of living adjustments and others. While these estimates use the best information available, unknowable future events require adjusting this estimate annually.

6. DEFINED BENEFIT PENSION PLANS (Continued)

The Ohio Revised Code limits the Academy's obligation for this liability to annually required payments. The Academy cannot control benefit terms or the manner in which pensions are financed; however, the Academy does receive the benefit of employees' services in exchange for compensation including pension.

GASB 68 assumes the liability is solely the obligation of the employer, because (1) they benefit from employee services; and (2) State statute requires all funding to come from these employers. All contributions to date have come solely from these employers (which also includes costs paid in the form of withholdings from employees). State statute requires the pension plans to amortize unfunded liabilities within 30 years. If the amortization period exceeds 30 years, each pension plan's board must propose corrective action to the State legislature. Any resulting legislative change to benefits or funding could significantly affect the net pension liability. Resulting adjustments to the net pension liability would be effective when the changes are legally enforceable.

The proportionate share of each plan's unfunded benefits is presented as a long-term net pension liability on the accrual basis of accounting. Any liability for the contractually-required pension contribution outstanding at the end of the year is included in pension obligation payable on both the accrual and modified accrual bases of accounting.

Plan Description – School Employees Retirement System (SERS)

Plan Description – Academy non-teaching employees participate in SERS, a cost-sharing multiple-employer defined benefit pension plan administered by SERS. SERS provides retirement, disability and survivor benefits, annual cost-of-living adjustments, and death benefits to plan members and beneficiaries. Authority to establish and amend benefits is provided by Ohio Revised Code Chapter 3309. SERS issues a publicly available, stand-alone financial report that includes financial statements, required supplementary information and detailed information about SERS' fiduciary net position. That report can be obtained by visiting the SERS website at www.ohsers.org under Employers/Audit Resources.

Age and service requirements for retirement are as follows:

	Eligible to Retire on or before August 1, 2017*	Eligible to Retire on or after August 1, 2017
Full Benefits	Age 65 with 5 years of service credit; or Any age with 30 years of service credit	Age 67 with 10 years of service credit; or Age 57 with 30 years of service credit
Actuarially Reduced Benefits	Age 60 with 5 years of service credit Age 55 with 25 years of service credit	Age 62 with 10 years of service credit; or Age 60 with 25 years of service credit

*Members with 25 years of service credit as of August 1, 2017, will be included in this plan

Annual retirement benefits are calculated based on final average salary multiplied by a percentage that varies based on year of service; 2.2 percent for the first thirty years of service and 2.5 percent for years of service credit over 30. Final average salary is the average of the highest three years of salary.

One year after an effective benefit date, a benefit recipient is entitled to a three percent cost-of-living adjustment (COLA). This same COLA is added each year to the base benefit amount on the anniversary date of the benefit.

Funding Policy – Plan members are required to contribute 10 percent of their annual covered salary and the Academy is required to contribute 14 percent of annual covered payroll. The contribution requirements of plan members and employers are established and may be amended by the SERS' Retirement Board up to statutory maximum amounts of 10 percent for plan members and 14 percent for employers. The Retirement Board, acting with the advice of the actuary, allocates the employer contribution rate among four of the System's funds (Pension Trust Fund, Death Benefit Fund, Medicare B Fund, and Health Care Fund). For the fiscal year ended June 30, 2016, the entire 14 percent was allocated to pension, death benefits, and Medicare B and no portion of the employer contribution rate was allocated to the Health Care Fund.

6. DEFINED BENEFIT PENSION PLANS (Continued)

The Academy's contractually required contribution to SERS was \$8,659 for fiscal year 2016. Of this amount, \$284 is reported as accrued wages and benefits payable.

Plan Description - State Teachers Retirement System (STRS)

Plan Description – Academy licensed teachers and other faculty members participate in STRS Ohio, a cost-sharing multiple-employer public employee retirement system administered by STRS. STRS provides retirement and disability benefits to members and death and survivor benefits to beneficiaries. STRS issues a stand-alone financial report that includes financial statements, required supplementary information and detailed information about STRS' fiduciary net position. That report can be obtained by writing to STRS, 275 E. Broad St., Columbus, OH 43215-3771, by calling (888) 227-7877, or by visiting the STRS Web site at www.strsoh.org.

New members have a choice of three retirement plans; a Defined Benefit (DB) Plan, a Defined Contribution (DC) Plan and a Combined Plan. Benefits are established by Ohio Revised Code Chapter 3307. The DB plan offers an annual retirement allowance based on final average salary multiplied by a percentage that varies based on years of service. Effective August 1, 2015, the calculation will be 2.2 percent of final average salary for the five highest years of earnings multiplied by all years of service. With certain exceptions, the basic benefit is increased each year by two percent of the original base benefit. For members retiring August 1, 2013, or later, the first two percent is paid on the fifth anniversary of the retirement benefit. Members are eligible to retire at age 60 with five years of qualifying service credit, or age 55 with 25 years of service, or 30 years of service regardless of age. Age and service requirements for retirement will increase effective August 1, 2015, and will continue to increase periodically until they reach age 60 with 35 years of service or age 65 with five years of service on August 1, 2026.

The DC Plan allows members to place all their member contributions and 9.5 percent of the 14 percent employer contributions into an investment account. Investment allocation decisions are determined by the member. The remaining 4.5 percent of the 14 percent employer rate is allocated to the defined benefit unfunded liability. A member is eligible to receive a retirement benefit at age 50 and termination of employment. The member may elect to receive a lifetime monthly annuity or a lump sum withdrawal.

The Combined Plan offers features of both the DB Plan and the DC Plan. In the Combined Plan, member contributions are allocated among investment choices by the member, and employer contributions are used to fund the defined benefit payment at a reduced level from the regular DB Plan. The defined benefit portion of the Combined Plan payment is payable to a member on or after age 60 with five years of services. The defined contribution portion of the account may be taken as a lump sum payment or converted to a lifetime monthly annuity at age 50.

New members who choose the DC plan or Combined Plan will have another opportunity to reselect a permanent plan during their fifth year of membership. Members may remain in the same plan or transfer to another STRS plan. The optional annuitization of a member's defined contribution account or the defined contribution portion of a member's Combined Plan account to a lifetime benefit results in STRS bearing the risk of investment gain or loss on the account. STRS has therefore included all three plan options as one defined benefit plan for GASB 68 reporting purposes.

A DB or Combined Plan member with five or more years of credited service who is determined to be disabled may qualify for a disability benefit. Eligible survivors of members who die before service retirement may qualify for monthly benefits. New members on or after July 1, 2013, must have at least ten years of qualifying service credit that apply for disability benefits. Members in the DC Plan who become disabled are entitled only to their account balance. If a member of the DC Plan dies before retirement benefits begin, the member's designated beneficiary is entitled to receive the member's account balance.

6. DEFINED BENEFIT PENSION PLANS (Continued)

Funding Policy – Employer and member contribution rates are established by the State Teachers Retirement Board and limited by Chapter 3307 of the Ohio Revised Code. The statutory maximum employee contribution rate was increased one percent July 1, 2014, and will be increased one percent each year until it reaches 14 percent on July 1, 2016. For the fiscal year ended June 30, 2016, plan members were required to contribute 13 percent of their annual covered salary. The Academy was required to contribute 14 percent; the entire 14 percent was the portion used to fund pension obligations. The fiscal year 2016 contribution rates were equal to the statutory maximum rates.

The Academy’s contractually required contribution to STRS was \$161,469 for fiscal year 2016. Of this amount, \$13,371 is reported as accrued wages and benefits payable.

Pension Liabilities, Pension Expense, and Deferred Outflows of Resources and Deferred Inflows of Resources Related to Pensions

The net pension liability was measured as of June 30, 2015, and the total pension liability used to calculate the net pension liability was determined by an actuarial valuation as of that date. The Academy’s proportion of the net pension liability was based on the Academy’s share of contributions to the pension plan relative to the contributions of all participating entities.

Following is information related to the proportionate share and pension expense:

	<u>SERS</u>	<u>STRS</u>	<u>TOTAL</u>
Proportionate Share of the Net Pension Liability	\$194,452	\$2,831,551	\$3,026,003
Proportion of the Net Pension Liability	0.00340780%	0.01024548%	0
Pension Expense	\$8,327	\$123,065	\$131,392

At June 30, 2016, the Academy reported deferred outflows of resources and deferred inflows of resources related to pensions from the following sources:

	<u>SERS</u>	<u>STRS</u>	<u>TOTAL</u>
Deferred Outflows of Resources			
Differences between expected and actual experience	\$3,225	\$129,334	\$132,559
Academy contributions subsequent to the measurement date	8,659	161,469	170,128
Total Deferred Outflows of Resources	<u>\$11,884</u>	<u>\$290,803</u>	<u>\$302,687</u>
Deferred Inflows of Resources			
Net difference between projected and actual earnings on pension plan investments	\$8,163	\$208,455	\$216,618
Changes in proportionate share and difference between Academy contributions and proportionate share of contributions	10,709	32,618	43,327
Total Deferred Inflows of Resources	<u>\$18,872</u>	<u>\$241,073</u>	<u>\$259,945</u>

6. DEFINED BENEFIT PENSION PLANS (Continued)

\$170,128 reported as deferred outflows of resources related to pension resulting from Academy contributions subsequent to the measurement date will be recognized as a reduction of the net pension liability in the year ending June 30, 2017. Other amounts reported as deferred outflows of resources and deferred inflows of resources related to pension will be recognized in pension expense as follows:

Fiscal Year Ending June 30:	SERS	STRS	TOTAL
2017	\$(6,307)	\$(55,632)	\$(61,939)
2018	(6,307)	(55,632)	(61,939)
2019	(6,308)	(55,632)	(61,940)
2020	3,275	55,157	58,432
Total	\$(15,647)	\$(111,739)	\$(127,386)

Actuarial Assumptions - SERS

SERS' total pension liability was determined by their actuaries in accordance with GASB Statement No. 67, as part of their annual actuarial valuation for each defined benefit retirement plan. Actuarial valuations of an ongoing plan involve estimates of the value of reported amounts (e.g., salaries, credited service) and assumptions about the probability of occurrence of events far into the future (e.g., mortality, disabilities, retirements, employment termination). Actuarially determined amounts are subject to continual review and potential modifications, as actual results are compared with past expectations and new estimates are made about the future.

Projections of benefits for financial reporting purposes are based on the substantive plan (the plan as understood by the employers and plan members) and include the types of benefits provided at the time of each valuation and the historical pattern of sharing benefit costs between the employers and plan members to that point. The projection of benefits for financial reporting purposes does not explicitly incorporate the potential effects of legal or contractual funding limitations.

Actuarial calculations reflect a long-term perspective. For a newly hired employee, actuarial calculations will take into account the employee's entire career with the employer and also take into consideration the benefits, if any, paid to the employee after termination of employment until the death of the employee and any applicable contingent annuitant. In many cases actuarial calculations reflect several decades of service with the employer and the payment of benefits after termination.

Key methods and assumptions used in calculating the total pension liability in the latest actuarial valuation, prepared as of June 30, 2015, are presented below:

Wage Inflation	3.25 percent
Future Salary Increases, including inflation	4 percent to 22 percent
COLA or Ad Hoc COLA	3 percent
Investment Rate of Return	7.75 percent net of investments expense, including inflation
Actuarial Cost Method	Entry Age Normal

For post-retirement mortality, the table used in evaluating allowances to be paid is the 1994 Group Annuity Mortality Table set back one year for both men and women. Special mortality tables are used for the period after disability retirement.

The most recent experience study was completed June 30, 2010.

6. DEFINED BENEFIT PENSION PLANS (Continued)**Actuarial Assumptions – SERS (Continued)**

The long-term return expectation for the Pension Plan Investments has been determined using a building-block approach and assumes a time horizon, as defined in SERS' *Statement of Investment Policy*. A forecasted rate of inflation serves as the baseline for the return expectation. Various real return premiums over the baseline inflation rate have been established for each asset class. The long-term expected nominal rate of return has been determined by calculating a weighted averaged of the expected real return premiums for each asset class, adding the projected inflation rate, and adding the expected return from rebalancing uncorrelated asset classes.

The target allocation and best estimates of arithmetic real rates of return for each major assets class are summarized in the following table:

Asset Class	Target Allocation	Long-Term Expected Real Rate of Return
Cash	1.00 %	0.00 %
US Stocks	22.50	5.00
Non-US Stocks	22.50	5.50
Fixed Income	19.00	1.50
Private Equity	10.00	10.00
Real Assets	10.00	5.00
Multi-Asset Strategies	15.00	7.50
Total	100.00 %	

Discount Rate The total pension liability was calculated using the discount rate of 7.75 percent. The projection of cash flows used to determine the discount rate assumed the contributions from employers and from the members would be computed based on contribution requirements as stipulated by State statute. Projected inflows from investment earning were calculated using the long-term assumed investment rate of return (7.75 percent). Based on those assumptions, the plan's fiduciary net position was projected to be available to make all future benefit payments of current plan members. Therefore, the long-term expected rate of return on pension plan investments was applied to all periods of projected benefits to determine the total pension liability.

Sensitivity of the Academy's Proportionate Share of the Net Pension Liability to Changes in the Discount Rate Net pension liability is sensitive to changes in the discount rate, and to illustrate the potential impact the following table presents the net pension liability calculated using the discount rate of 7.75 percent, as well as what each plan's net pension liability would be if it were calculated using a discount rate that is one percentage point lower (6.75 percent), or one percentage point higher (8.75 percent) than the current rate.

	1% Decrease (6.75%)	Current Discount Rate (7.75%)	1% Increase (8.75%)
The Academy's proportionate share of the net pension liability	\$ 269,636	\$ 194,452	\$ 131,142

6. DEFINED BENEFIT PENSION PLANS (Continued)

Actuarial Assumptions - STRS

The total pension liability in the June 30, 2015, actuarial valuation was determined using the following actuarial assumptions, applied to all periods included in the measurement:

Inflation	2.75 percent
Projected salary increases	2.75 percent at age 70 to 12.25 percent at age 20
Investment Rate of Return	7.75 percent, net of investment expenses
Cost-of-Living Adjustments (COLA)	2 percent simple applied as follows: for members retiring before August 1, 2013, 2 percent per year; for members retiring August 1, 2013, or later, 2 percent COLA paid on fifth anniversary of retirement date.

Mortality rates were based on the RP-2000 Combined Mortality Table (Projection 2022—Scale AA) for Males and Females. Males’ ages are set-back two years through age 89 and no set-back for age 90 and above. Females younger than age 80 are set back four years, one year set back from age 80 through 89 and not set back from age 90 and above.

Actuarial assumptions used in the June 30, 2015, valuation are based on the results of an actuarial experience study, effective July 1, 2012.

The 10 year expected real rate of return on pension plan investments was determined by STRS’ investment consultant by developing best estimates of expected future real rates of return for each major asset class.

The target allocation and best estimates of geometric real rates of return for each major asset class are summarized as follows:

Asset Class	Target Allocation	Long-Term Expected Real Rate of Return
Domestic Equity	31.00 %	8.00 %
International Equity	26.00	7.85
Alternatives	14.00	8.00
Fixed Income	18.00	3.75
Real Assets	10.00	6.75
Liquidity Reserves	1.00	3.00
Total	<u>100.00 %</u>	

Discount Rate The discount rate used to measure the total pension liability was 7.75 percent as of June 30, 2015. The projection of cash flows used to determine the discount rate assumes member and employer contributions will be made at the statutory contribution rates in accordance with rate increases described above. For this purpose, only employer contributions that are intended to fund benefits of current plan members and their beneficiaries are included. Projected employer contributions that are intended to fund the service costs of future plan members and their beneficiaries, as well as projected contributions from future plan members, are not included. Based on those assumptions, STRS’ fiduciary net position was projected to be available to make all projected future benefit payments to current plan members as of June 30, 2015. Therefore, the long-term expected rate of return on pension plan investments of 7.75 percent was applied to all periods of projected benefit payment to determine the total pension liability as of June 30, 2015.

6. DEFINED BENEFIT PENSION PLANS (Continued)

Sensitivity of the Academy's Proportionate Share of the Net Pension Liability to Changes in the Discount Rate The following table presents the Academy's proportionate share of the net pension liability calculated using the current period discount rate assumption of 7.75 percent, as well as what the Academy's proportionate share of the net pension liability would be if it were calculated using a discount rate that is one-percentage-point lower (6.75 percent) or one-percentage-point higher (8.75 percent) than the current rate:

	1% Decrease (6.75%)	Current Discount Rate (7.75%)	1% Increase (8.75%)
The Academy's proportionate share of the net pension liability	\$ 3,933,238	\$ 2,831,551	\$ 1,899,910

7. POSTEMPLOYMENT BENEFITS

A. School Employees Retirement System

Health Care Plan Description - The Academy contributes to the SERS Health Care Fund, administered by SERS for non-certificated retirees and their beneficiaries. For GASB 45 purposes, this plan is considered a cost-sharing, multiple-employer, defined benefit other postemployment benefit (OPEB) plan. The Health Care Plan includes hospitalization and physicians' fees through several types of plans including HMO's, PPO's, Medicare Advantage, and traditional indemnity plans as well as a prescription drug program. The financial report of the Plan is included in the SERS Comprehensive Annual Financial Report which can be obtained on SERS' website at www.ohsers.org under Employers/Audit Resources.

Access to health care for retirees and beneficiaries is permitted in accordance with Section 3309 of the Ohio Revised Code. The Health Care Fund was established and is administered in accordance with Internal Revenue Code Section 105(e). SERS' Retirement Board reserves the right to change or discontinue any health plan or program. Health care is financed through a combination of employer contributions and retiree premiums, copays and deductibles on covered health care expenses, investment returns, and any funds received as a result of SERS' participation in Medicare programs. Active employee members do not contribute to the Health Care Plan. Retirees and their beneficiaries are required to pay a health care premium that varies depending on the plan selected, the number of qualified years of service, Medicare eligibility and retirement status.

Funding Policy - State statute permits SERS to fund the health care benefits through employer contributions. Each year, after the allocation for statutorily required basic benefits, the Retirement Board allocates the remainder of the employer contribution of 14 percent of covered payroll to the Health Care Fund. For fiscal year 2016, none of the employer contribution was allocated to health care. In addition, employers pay a surcharge for employees earning less than an actuarially determined minimum compensation amount, pro-rated according to service credit earned. For fiscal year 2016, this amount was \$23,000. Statutes provide that no employer shall pay a health care surcharge greater than 2 percent of that employer's SERS-covered payroll; nor may SERS collect in aggregate more than 1.5 percent of the total statewide SERS-covered payroll for the health care surcharge. For fiscal year 2016, the Academy's surcharge obligation was \$2,252.

The Academy's contributions for health care for the fiscal years ended June 30, 2016, 2015, and 2014 were \$2,252, \$3,088, and \$2,119, respectively. The fiscal year 2016 amount will be contributed in fiscal year 2017. The full amount has been contributed for fiscal years 2015 and 2014.

7. POSTEMPLOYMENT BENEFITS (Continued)**B. State Teachers Retirement System**

Plan Description – The Academy participates in the cost-sharing multiple-employer defined benefit Health Plan administered by the State Teachers Retirement System of Ohio (STRS) for eligible retirees who participated in the defined benefit or combined pension plans offered by STRS. Ohio law authorizes STRS to offer this plan. Benefits include hospitalization, physicians' fees, prescription drugs and reimbursement of monthly Medicare Part B premiums. The Plan is included in the report of STRS which can be obtained by visiting www.strsoh.org or by calling (888) 227-7877.

Funding Policy – Ohio Revised Code Chapter 3307 authorizes STRS Ohio to offer the Plan and gives the Retirement Board authority over how much, if any, of the health care costs will be absorbed by STRS. Active employee members do not contribute to the Health Care Plan. All benefit recipients, for the most recent year, pay a monthly premium. Under Ohio law, funding for post-employment health care may be deducted from employer contributions. For fiscal year 2016 and 2015, STRS did not allocate any employer contributions to post-employment health care. The Academy's contributions for health care for the fiscal years ended June 30, 2016, 2015, and 2014 were \$0, \$0, and \$11,645, respectively. No contributions were required for fiscal year 2016 and 2015 and the full amount has been contributed for fiscal year 2014.

8. LONG-TERM OBLIGATIONS

The Academy's long-term obligations during the year consist of the following:

	Balance June 30, 2015	Additions	Reductions	Balance June 30, 2016	Amounts Due In One Year
Net Pension Liability					
STRS	\$ 2,526,745	\$ 304,806	\$0	\$ 2,831,551	\$0
SERS	186,597	7,855	0	194,452	0
Total Net Pension Liability	<u>\$ 2,713,342</u>	<u>\$ 312,661</u>	<u>\$0</u>	<u>\$ 3,026,003</u>	<u>\$0</u>

9. RISK MANAGEMENT**A. Property and Liability**

The Academy is exposed to various risks of loss related to torts; theft of, damage to and destruction of assets; errors and omissions; injuries to employees; and natural disasters. During fiscal year 2016, the Academy contracted with Great American Insurance Company for property and general liability insurance with a \$1,000,000 single occurrence limit and \$3,000,000 annual aggregate and no deductible. There has been no reduction in coverage from the prior year. There have been no settlements exceeding coverage in any of the last three fiscal years.

B. Workers Compensation

The Academy pays the State Workers Compensation System a premium for employee injury coverage. The premium is calculated by multiplying the monthly total gross payroll by a factor that is calculated by the State. 100% of this premium was paid for fiscal year 2016.

10. EMPLOYEE MEDICAL AND DENTAL BENEFITS

The Academy has contracted with a private carrier to provide employee medical/surgical benefits. The Academy pays 60% of the monthly premium and the employee is responsible for the remaining 40%. The Academy has also contracted with private carriers to provide dental coverage. The Academy pays 60% of the monthly premium and the employee is responsible for the remaining 40%.

11. PURCHASED SERVICES

Purchased service expenses during fiscal year 2016 were as follows:

Purchased Services	
Type	Amount
Professional Services	\$537,775
Rent and Property Services	478,887
Admin Travel	4,515
Advertising and Communications	46,972
Pupil Transportation	12,969
Total	<u>\$1,081,118</u>

12. CAPITAL LEASES

In fiscal year 2016, the Academy entered into a capitalized lease agreement for a van. The lease meets the criteria of a capital lease as defined by accounting principles generally accepted in the United States, which defines a capital lease generally as one which transfers benefits and risks of ownership to the lessee. The capital leases were recorded at the present value of the future minimum lease payments as of the inception date. The Academy made principal payments of \$1,067 during fiscal year 2016.

The following is a schedule of the future minimum lease payments required for the capital lease as of June 30, 2016:

<u>Fiscal Year Ending June 30,</u>	
2017	\$4,268
2018	4,268
2019	<u>3,201</u>
Total Minimum Lease Payments	\$11,737

13. OPERATING LEASES

The Academy entered into an operating lease in fiscal year 2006 for facilities on 1700 Denison Avenue, Cleveland, Ohio 44109 with Breeze, Inc. with 2% annual increases until June 30, 2015. In January of 2015, Breeze, Inc. elected to decrease the annual rent 2%. The monthly rent payment was \$36,556 through December 2014; thereafter the Academy paid \$29,580 each month. During fiscal year 2016, the Academy paid a total of \$354,960 to Breeze, Inc.

14. CONTINGENCIES

A. Grants

The Academy received financial assistance from federal and state agencies in the form of grants. The disbursement of funds received under these programs generally requires compliance with terms and conditions specified in the grant agreements and are subject to audit by the grantor agencies. Any disallowed claims resulting from such audits could become a liability of the Academy. However, in the opinion of management, any such disallowed claims will not have a material effect on the financial position of the Academy. In fiscal year 2016, the Academy received grants from State and Federal agencies total of \$693,540.

The Ohio Department of Education (ODE) conducts reviews of enrollment data and full time equivalency (FTE) calculations made by the Academy. These reviews are conducted to ensure the Academy is reporting accurate student enrollment data to the State, upon which state foundation funding is calculated. Effective for 2015-2016 school year, community schools must comply with minimum hours of instruction, instead of a minimum number of school days each year. The funding formula the Ohio Department of Education is legislatively required to follow will continue to adjust as enrollment information is updated by the Academy, which can extend past the fiscal year end. According to the FTE review conducted by the State for fiscal year 2016, the Academy was overpaid by \$44,565 and underpaid by \$477. This amount is included in intergovernmental payable and receivable in the Statement of Net Position.

15. SPONSORSHIP AGREEMENT

On November 19, 2004, Lucas County Educational Service Center assumed responsibility for sponsorship of the Academy. The Sponsor is responsible for evaluating the performance of the Academy and has the authority to deny renewal of the contract at its expiration or terminate the contract prior to its expiration. On May 2, 2007, the original contract was extended until June 30, 2012 and then again extended through June 30, 2016 in May of 2011. In February 2016, the original contract extended until June 30, 2018. According to the contract, the Academy pays 2% of its foundation revenues to the Sponsor. On January 1, 2012, Lucas County Educational Service Center changed its name to Educational Service Center of Lake Erie West. In fiscal year 2016, the Academy's compensation to the Sponsor was \$41,208.

16. MANAGEMENT COMPANY AGREEMENT

The Academy contracted with Concepts Schools, Inc. to serve as the Academy's management company. The contract is renewed automatically every year in one year terms unless the Academy or the management company decides otherwise. According to the contract, the Academy transfers 12% of the funds received from the State. In fiscal year 2016, the Academy paid \$211,904 to Concept Schools for management services, and had a \$40,374 payable balance towards next fiscal year, which is included in the Statement of Net Position.

17. RELATED PARTIES

The Board members for the Academy are also Board members for other Horizon Science Academy Schools that are managed by the same management company, Concept Schools, Inc.

REQUIRED SUPPLEMENTARY INFORMATION

HORIZON SCIENCE ACADEMY DENISON MIDDLE SCHOOL
CUYAHOGA COUNTY

REQUIRED SUPPLEMENTARY INFORMATION

SCHEDULE OF THE ACADEMY'S PROPORTIONATE SHARE OF
NET PENSION LIABILITY
SCHOOL EMPLOYEES RETIREMENT SYSTEM (SERS) OF OHIO

LAST THREE FISCAL YEARS

	<u>2015</u>	<u>2014</u>	<u>2013</u>
Academy's proportion of the net pension liability	0.00340780%	0.00368700%	0.00368700%
Academy's proportionate share of the net pension liability	\$194,452	\$186,597	\$219,254
Academy's covered-employee payroll	\$102,595	\$107,136	\$156,467
Academy's proportionate share of the net pension liability as a percentage of its covered-employee payroll	189.53%	174.17%	140.13%
Plan fiduciary net position as a percentage of the total pension liability	69.16%	71.70%	65.52%

Note: Information prior to fiscal year 2013 was unavailable.

HORIZON SCIENCE ACADEMY DENISON MIDDLE SCHOOL
CUYAHOGA COUNTY

REQUIRED SUPPLEMENTARY INFORMATION

SCHEDULE OF THE ACADEMY'S PROPORTIONATE SHARE OF
NET PENSION LIABILITY

STATE TEACHERS RETIREMENT SYSTEM (STRS) OF OHIO

LAST THREE FISCAL YEARS

	<u>2015</u>	<u>2014</u>	<u>2013</u>
Academy's proportion of the net pension liability	0.01024548%	0.01038810%	0.01038810%
Academy's proportionate share of the net pension liability	\$2,831,551	\$2,526,745	\$3,009,843
Academy's covered-employee payroll	\$1,068,943	\$1,061,377	\$1,279,662
Academy's proportionate share of the net pension liability as a percentage of its covered-employee payroll	264.89%	238.06%	235.21%
Plan fiduciary net position as a percentage of the total pension liability	72.10%	74.70%	69.30%

Note: Information prior to fiscal year 2013 was unavailable.

HORIZON SCIENCE ACADEMY DENISON MIDDLE SCHOOL
CUYAHOGA COUNTY

REQUIRED SUPPLEMENTARY INFORMATION

SCHEDULE OF ACADEMY CONTRIBUTIONS

SCHOOL EMPLOYEES RETIREMENT SYSTEM (SERS) OF OHIO

LAST TEN FISCAL YEARS

	<u>2016</u>	<u>2015</u>	<u>2014</u>	<u>2013</u>	<u>2012</u>
Contractually required contribution	\$8,659	\$13,522	\$14,849	\$21,655	\$18,592
Contributions in relation to the contractually required contribution	<u>(8,659)</u>	<u>(13,522)</u>	<u>(14,849)</u>	<u>(21,655)</u>	<u>(18,592)</u>
Contribution deficiency (excess)	<u>\$ -</u>	<u>\$ -</u>	<u>\$ -</u>	<u>\$ -</u>	<u>\$ -</u>
Academy's covered-employee payroll	\$61,850	\$102,595	\$107,136	\$156,467	\$138,230
Contributions as a percentage of covered-employee payroll	14.00%	13.18%	13.86%	13.84%	13.45%
	<u>2011</u>	<u>2010</u>	<u>2009</u>	<u>2008</u>	<u>2007</u>
	\$27,572	\$33,452	\$26,181	\$10,490	\$8,607
	<u>(27,572)</u>	<u>(33,452)</u>	<u>(26,181)</u>	<u>(10,490)</u>	<u>(8,607)</u>
	<u>\$ -</u>	<u>\$ -</u>	<u>\$ -</u>	<u>\$ -</u>	<u>\$ -</u>
	\$219,348	\$247,061	\$266,067	\$106,823	\$80,590
	12.57%	13.54%	9.84%	9.82%	10.68%

HORIZON SCIENCE ACADEMY DENISON MIDDLE SCHOOL
CUYAHOGA COUNTY

REQUIRED SUPPLEMENTARY INFORMATION

SCHEDULE OF ACADEMY CONTRIBUTIONS

STATE TEACHERS RETIREMENT SYSTEM (STRS) OF OHIO

LAST TEN FISCAL YEARS

	2016	2015	2014	2013	2012
Contractually required contribution	\$161,469	\$149,652	\$137,979	\$166,356	\$130,920
Contributions in relation to the contractually required contribution	(161,469)	(149,652)	(137,979)	(166,356)	(130,920)
Contribution deficiency (excess)	\$ -	\$ -	\$ -	\$ -	\$ -
Academy's covered-employee payroll	\$1,153,350	\$1,068,943	\$1,061,377	\$1,279,662	\$1,007,077
Contributions as a percentage of covered-employee payroll	14.00%	14.00%	13.00%	13.00%	13.00%
	2011	2010	2009	2008	2007
	\$142,205	\$102,845	\$115,603	\$129,156	\$98,401
	(142,205)	(102,845)	(115,603)	(129,156)	(98,401)
	\$ -	\$ -	\$ -	\$ -	\$ -
	\$1,093,885	\$791,115	\$889,254	\$993,508	\$756,931
	13.00%	13.00%	13.00%	13.00%	13.00%

HORIZON SCIENCE ACADEMY DENISON MIDDLE SCHOOL
CUYAHOGA COUNTY

NOTES TO REQUIRED SUPPLEMENTARY INFORMATION
FOR THE FISCAL YEAR ENDED JUNE 30, 2016

SCHOOL EMPLOYEES RETIREMENT SYSTEM (SERS) OF OHIO

Information about factors that significantly affect trends in the amounts reported in the schedules should be presented as notes to the schedule.

Changes in benefit terms : There were no changes in benefit terms from the amounts reported for fiscal year 2014, 2015 and 2016.

Changes in assumptions : There were no changes in methods and assumptions used in the calculation of actuarial determined contributions for fiscal year 2014, 2015 and 2016. See the notes to the basic financials for the methods and assumptions in this calculation.

STATE TEACHERS RETIREMENT SYSTEM (STRS) OF OHIO

Changes in benefit terms : There were no changes in benefit terms from the amounts reported for fiscal year 2014, 2015 and 2016.

Changes in assumptions : There were no changes in methods and assumptions used in the calculation of actuarial determined contributions for fiscal year 2014, 2015 and 2016. See the notes to the basic financials for the methods and assumptions in this calculation.

Rockefeller Building
614 W Superior Ave Ste 1242
Cleveland OH 44113-1306
Office phone - (216) 575-1630
Fax - (216) 436-2411

Charles E. Harris & Associates, Inc
Certified Public Accountants

**INDEPENDENT AUDITOR'S REPORT ON INTERNAL CONTROL OVER
FINANCIAL REPORTING AND ON COMPLIANCE AND OTHER MATTERS
REQUIRED BY GOVERNMENT AUDITING STANDARDS**

Horizon Science Academy Denison Middle School
Cuyahoga County
1700 Denison Avenue
Cleveland, Ohio 44109

To the Board of Directors:

We have audited, in accordance with auditing standards generally accepted in the United States and the Comptroller General of the United States' *Government Auditing Standards*, the financial statements of the Horizon Science Academy Denison Middle School, Cuyahoga County, (the Academy) as of and for the year ended June 30, 2016, and the related notes to the financial statements, which collectively comprise the Academy's basic financial statements and have issued our report thereon dated December 6, 2016.

Internal Control Over Financial Reporting

As part of our financial statement audit, we considered the Academy's internal control over financial reporting (internal control) to determine the audit procedures appropriate in the circumstances to the extent necessary to support our opinion on the financial statements, but not to the extent necessary to opine on the effectiveness of the Academy's internal control. Accordingly, we have not opined on it.

A *deficiency in internal control* exists when the design or operation of a control does not allow management or employees, when performing their assigned functions, to prevent, or detect and timely correct misstatements. A *material weakness* is a deficiency, or combination of internal control deficiencies resulting in a reasonable possibility that internal control will not prevent or detect and timely correct a material misstatement of the Academy's financial statements. A *significant deficiency* is a deficiency, or a combination of deficiencies, in internal control that is less severe than a material weakness, yet important enough to merit attention by those charged with governance.

Our consideration of internal control was for the limited purpose described in the first paragraph of this section and was not designed to identify all internal control deficiencies that might be material weaknesses or significant deficiencies. Given these limitations, we did not identify any deficiencies in internal control that we consider material weaknesses. However, unidentified material weaknesses may exist.

Compliance and Other Matters

As part of reasonably assuring whether the Academy's financial statements are free of material misstatement, we tested its compliance with certain provisions of laws, regulations, contracts, and grant agreements, noncompliance with which could directly and materially affect the determination of financial statement amounts. However, opining on compliance with those provisions was not an objective of our audit and accordingly, we do not express an opinion. The results of our tests disclosed no instances of noncompliance or other matters we must report under *Government Auditing Standards*.

Purpose of this Report

This report only describes the scope of our internal control and compliance testing and our testing results, and does not opine on the effectiveness of the Academy's internal control or on compliance. This report is an integral part of an audit performed under *Government Auditing Standards* in considering the Academy's internal control and compliance. Accordingly, this communication is not suitable for any other purpose.



Charles E. Harris & Associates, Inc.

December 6, 2016

HORIZON SCIENCE ACADEMY DENISON MIDDLE SCHOOL
CUYAHOGA COUNTY, OHIO

SCHEDULE OF PRIOR AUDIT FINDINGS
JUNE 30, 2016

Finding Number	Finding Summary	Fully Corrected?	Not Corrected. Partially Corrected; Significantly Different Corrective Action Taken; or Finding No Longer Valid; <i>Explain</i>
2015-001	Compensation of board members in violation of the Bylaws of the Academy	Yes	Finding no longer valid

This page intentionally left blank.



Dave Yost • Auditor of State

HORIZON SCIENCE ACADEMY OF CLEVELAND MIDDLE SCHOOL

CUYAHOGA COUNTY

CLERK'S CERTIFICATION

This is a true and correct copy of the report which is required to be filed in the Office of the Auditor of State pursuant to Section 117.26, Revised Code, and which is filed in Columbus, Ohio.

Susan Babbitt

CLERK OF THE BUREAU

**CERTIFIED
MARCH 7, 2017**