



Dave Yost • Auditor of State

**LORDSTOWN LOCAL SCHOOL DISTRICT
TRUMBULL COUNTY**

TABLE OF CONTENTS

| TITLE | PAGE |
|--|-------------|
| Independent Auditor's Report | 1 |
| Management's Discussion and Analysis..... | 3 |
| Basic Financial Statements: | |
| Government-wide Financial Statements: | |
| Statement of Net Position | 17 |
| Statement of Activities | 18 |
| Fund Financial Statements: | |
| Balance Sheet | |
| Governmental Funds..... | 19 |
| Reconciliation of Total Governmental Fund Balances to Net Position of Governmental Activities..... | 20 |
| Statement of Revenues, Expenditures and Changes in Fund Balance Governmental Funds..... | 21 |
| Reconciliation of the Statement of Revenues, Expenditures and Changes in Fund Balances of Governmental Funds to the Statement of Activities..... | 22 |
| Statement of Revenues, Expenditures and Changes in Fund Balance - Budget (Non-GAAP Basis) and Actual General Fund | 23 |
| Statement of Fiduciary Net Position-Fiduciary Funds | 24 |
| Statement of Changes in Fiduciary Net Position-Fiduciary Fund..... | 25 |
| Notes to the Basic Financial Statements | 26 |
| Schedules of Net Pension Liabilities and Pension Contributions | 59 |
| Independent Auditor's Report on Internal Control Over Financial Reporting and on Compliance and Other Matters Required by <i>Government Auditing Standards</i> | 67 |
| Schedule of Findings..... | 69 |



Dave Yost • Auditor of State

INDEPENDENT AUDITOR'S REPORT

Lordstown Local School District
Trumbull County
1824 Salt Springs Road
Warren, Ohio 44481

To the Board of Education:

Report on the Financial Statements

We have audited the accompanying financial statements of the governmental activities, the major fund, and the aggregate remaining fund information of Lordstown Local School District, Trumbull County, Ohio (the District), as of and for the year ended June 30, 2015, and the related notes to the financial statements, which collectively comprise the District's basic financial statements as listed in the table of contents.

Management's Responsibility for the Financial Statements

Management is responsible for preparing and fairly presenting these financial statements in accordance with accounting principles generally accepted in the United States of America; this includes designing, implementing, and maintaining internal control relevant to preparing and fairly presenting financial statements that are free from material misstatement, whether due to fraud or error.

Auditor's Responsibility

Our responsibility is to opine on these financial statements based on our audit. We audited in accordance with auditing standards generally accepted in the United States of America and the financial audit standards in the Comptroller General of the United States' *Government Auditing Standards*. Those standards require us to plan and perform the audit to reasonably assure the financial statements are free from material misstatement.

An audit requires obtaining evidence about financial statement amounts and disclosures. The procedures selected depend on our judgment, including assessing the risks of material financial statement misstatement, whether due to fraud or error. In assessing those risks, we consider internal control relevant to the District's preparation and fair presentation of the financial statements in order to design audit procedures that are appropriate in the circumstances, but not to the extent needed to opine on the effectiveness of the District's internal control. Accordingly, we express no opinion. An audit also includes evaluating the appropriateness of management's accounting policies and the reasonableness of their significant accounting estimates, as well as our evaluation of the overall financial statement presentation.

We believe the audit evidence we obtained is sufficient and appropriate to support our audit opinions.

Opinion

In our opinion, the financial statements referred to above present fairly, in all material respects, the respective financial position of the governmental activities, the major fund, and the aggregate remaining fund information of Lordstown Local School District, Trumbull County, Ohio, as of June 30, 2015, and the respective changes in financial position thereof and the budgetary comparison for the General Fund thereof for the year then ended in accordance with the accounting principles generally accepted in the United States of America.

Emphasis of Matter

As discussed in Note 3 to the financial statements, during the year ended June 30, 2015, the District adopted Governmental Accounting Standards Board (GASB) Statement No. 68, *Accounting and Financial Reporting for Pensions – an amendment of GASB Statement No. 27* and also GASB Statement No. 71, *Pension Transition for Contributions Made Subsequent to the Measurement Date*. We did not modify our opinion regarding this matter.

Other Matters

Required Supplementary Information

Accounting principles generally accepted in the United States of America require this presentation to include *Management's discussion and analysis*, and schedules of net pension liabilities and pension contributions listed in the table of contents, to supplement the basic financial statements. Although this information is not part of the basic financial statements, the Governmental Accounting Standards Board considers it essential for placing the basic financial statements in an appropriate operational, economic, or historical context. We applied certain limited procedures to the required supplementary information in accordance with auditing standards generally accepted in the United States of America, consisting of inquiries of management about the methods of preparing the information and comparing the information for consistency with management's responses to our inquiries, to the basic financial statements, and other knowledge we obtained during our audit of the basic financial statements. We do not opine or provide any assurance on the information because the limited procedures do not provide us with sufficient evidence to opine or provide any other assurance.

Other Reporting Required by Government Auditing Standards

In accordance with *Government Auditing Standards*, we have also issued our report dated January 25, 2017, on our consideration of the District's internal control over financial reporting and our tests of its compliance with certain provisions of laws, regulations, contracts and grant agreements and other matters. That report describes the scope of our internal control testing over financial reporting and compliance, and the results of that testing, and does not opine on internal control over financial reporting or on compliance. That report is an integral part of an audit performed in accordance with *Government Auditing Standards* in considering the District's internal control over financial reporting and compliance.



Dave Yost
Auditor of State
Columbus, Ohio

January 25, 2017

**LORDSTOWN LOCAL SCHOOL DISTRICT
TRUMBULL COUNTY, OHIO**

MANAGEMENT'S DISCUSSION AND ANALYSIS
FOR THE FISCAL YEAR ENDED JUNE 30, 2015
(UNAUDITED)

The management's discussion and analysis of the Lordstown Local School District's (the "District") financial performance provides an overall review of the District's financial activities for the fiscal year ended June 30, 2015. The intent of this discussion and analysis is to look at the District's financial performance as a whole; readers should also review the basic financial statements and the notes to the basic financial statements to enhance their understanding of the District's financial performance.

Financial Highlights

Key financial highlights for fiscal year 2015 are as follows:

- Net position of governmental activities decreased \$339,474 which represents a 6.48% decrease from 2014 as restated in Note 3.A.
- General revenues accounted for \$5,622,187 in revenue or 82.07% of all revenues. Program specific revenues in the form of charges for services and sales, grants and contributions accounted for \$1,228,009 or 17.93% of total revenues of \$6,850,196.
- The District had \$7,189,670 in expenses related to governmental activities; \$1,228,009 of these expenses was offset by program specific charges for services, grants or contributions. General revenues supporting governmental activities (primarily taxes and unrestricted grants and entitlements) of \$5,622,187 were not adequate to provide for these programs.
- The District's only major governmental fund is the general fund. The general fund had \$6,595,056 in revenues and \$6,579,647 in expenditures and other financing uses. During fiscal year 2015, the general fund's fund balance increased \$15,409 from a deficit fund balance of \$326,694 to a deficit fund balance of \$311,285.

Using these Basic Financial Statements

This annual report consists of a series of financial statements and notes to those statements. These statements are organized so the reader can understand the District as a financial whole, an entire operating entity. The statements then proceed to provide an increasingly detailed look at specific financial activities.

The *Statement of Net position* and *Statement of Activities* provide information about the activities of the whole District, presenting both an aggregate view of the District's finances and a longer-term view of those finances. Fund financial statements provide the next level of detail. For governmental funds, these statements tell how services were financed in the short-term as well as what remains for future spending. The fund financial statements also look at the District's most significant funds with all other nonmajor funds presented in total in one column. In the case of the District, the general fund is by far the most significant fund, and is the only governmental fund reported as major fund.

**LORDSTOWN LOCAL SCHOOL DISTRICT
TRUMBULL COUNTY, OHIO**

MANAGEMENT'S DISCUSSION AND ANALYSIS
FOR THE FISCAL YEAR ENDED JUNE 30, 2015
(UNAUDITED)

Reporting the District as a Whole

Statement of Net Position and the Statement of Activities

While this document contains the large number of funds used by the District to provide programs and activities, the view of the District as a whole looks at all financial transactions and asks the question, "How did we do financially during 2015?" The Statement of Net Position and the Statement of Activities answer this question. These statements include *all assets, deferred outflows of resources, liabilities, deferred inflows of resources, revenues and expenses* using the *accrual basis of accounting* similar to the accounting used by most private-sector companies. This basis of accounting will take into account all of the current year's revenues and expenses regardless of when cash is received or paid.

These two statements report the District's *net position* and changes in that position. This change in net position is important because it tells the reader that, for the District as a whole, the *financial position* of the District has improved or diminished. The causes of this change may be the result of many factors, some financial, some not. Non-financial factors include the District's property tax base, current property tax laws in Ohio restricting revenue growth, facility conditions, required educational programs and other factors.

In the Statement of Net Position and the Statement of Activities, the Governmental Activities include the District's programs and services, including instruction, support services, operation and maintenance of plant, pupil transportation, extracurricular activities, and food service operations.

The District's statement of net position and statement of activities can be found on pages 17-18 of this report.

Reporting the District's Most Significant Funds

Fund Financial Statements

The analysis of the District's major governmental fund begins on page 13. Fund financial reports provide detailed information about the District's major funds. The District uses many funds to account for a multitude of financial transactions. However, these fund financial statements focus on the District's most significant funds. The District's major governmental fund is the general fund.

Governmental Funds

Most of the District's activities are reported in governmental funds, which focus on how money flows into and out of those funds and the balances left at year-end available for spending in future periods. These funds are reported using an accounting method called *modified accrual* accounting, which measures cash and all other *financial assets* that can readily be converted to cash. The governmental fund financial statements provide a detailed *short-term* view of the District's general government operations and the basic services it provides. Governmental fund information helps you determine whether there are more or fewer financial resources that can be spent in the near future to finance educational programs. The relationship (or differences) between governmental *activities* (reported in the Statement of Net Position and the Statement of Activities) and governmental *funds* is reconciled in the basic financial statements. The basic governmental fund financial statements can be found on pages 19-23 of this report.

Reporting the District's Fiduciary Responsibilities

The District is the trustee, or fiduciary, for its scholarship programs. This activity is presented as a private-purpose trust fund. The District also acts in a trustee capacity as an agent for individuals or other entities. These activities are reported in agency funds. All of the District's fiduciary activities are reported in separate Statements of Fiduciary Net Position and Changes in Fiduciary Net Position on pages 24 and 25. These activities are excluded from the District's other financial statements because the assets cannot be utilized by the District to finance its operations.

**LORDSTOWN LOCAL SCHOOL DISTRICT
TRUMBULL COUNTY, OHIO**

**MANAGEMENT'S DISCUSSION AND ANALYSIS
FOR THE FISCAL YEAR ENDED JUNE 30, 2015
(UNAUDITED)**

Notes to the Basic Financial Statements

The notes provide additional information that is essential to a full understanding of the data provided in the government-wide and fund financial statements. These notes to the basic financial statements can be found on pages 26-58 of this report.

Required Supplementary Information

In addition to the basic financial statements and accompanying notes, this report also presents certain required supplementary information concerning the District's net pension liability. The required supplementary information can be found on pages 59 through 65 of this report.

THIS SPACE IS INTENTIONALLY LEFT BLANK

**LORDSTOWN LOCAL SCHOOL DISTRICT
TRUMBULL COUNTY, OHIO**

MANAGEMENT'S DISCUSSION AND ANALYSIS
FOR THE FISCAL YEAR ENDED JUNE 30, 2015
(UNAUDITED)

The District as a Whole

The statement of net position provides the perspective of the District as a whole. The table below provides a summary of the District's net position at June 30, 2015 and June 30, 2014. The net position at June 30, 2014 has been restated as described in Note 3.A

| | Net Position | |
|--|---|---|
| | Governmental Activities <u>2015</u> | Restated Governmental Activities <u>2014</u> |
| <u>Assets</u> | | |
| Current and other assets | \$ 3,992,358 | \$ 4,424,296 |
| Capital assets, net | <u>3,975,666</u> | <u>4,339,478</u> |
| Total assets | <u>7,968,024</u> | <u>8,763,774</u> |
| <u>Deferred Outflows of Resources</u> | | |
| Pension | <u>507,849</u> | <u>414,990</u> |
| Total deferred outflows of resources | <u>507,849</u> | <u>414,990</u> |
| <u>Liabilities</u> | | |
| Current liabilities | 728,063 | 817,068 |
| Long-term liabilities: | | |
| Due within one year | 160,918 | 285,343 |
| Due in more than one year: | | |
| Net pension liability | 6,908,439 | 8,204,835 |
| Other amounts | <u>1,796,708</u> | <u>1,858,927</u> |
| Total liabilities | <u>9,594,128</u> | <u>11,166,173</u> |
| <u>Deferred Inflows of Resources</u> | | |
| Property taxes and PILOTs levied for next year | 3,217,685 | 3,252,836 |
| Pensions | <u>1,243,779</u> | <u>-</u> |
| Total deferred inflows of resources | <u>4,461,464</u> | <u>3,252,836</u> |
| <u>Net Position</u> | | |
| Net investment in capital assets | 2,298,769 | 2,442,732 |
| Restricted | 135,547 | 225,854 |
| Unrestricted (deficit) | <u>(8,014,035)</u> | <u>(7,908,831)</u> |
| Total net position (deficit) | <u>\$ (5,579,719)</u> | <u>\$ (5,240,245)</u> |

During 2015, the District adopted GASB Statement 68, "Accounting and Financial Reporting for Pensions—an Amendment of GASB Statement 27," which significantly revises accounting for pension costs and liabilities. For reasons discussed below, many end users of this financial statement will gain a clearer understanding of the District's actual financial condition by adding deferred inflows related to pension and the net pension liability to the reported net position and subtracting deferred outflows related to pension.

**LORDSTOWN LOCAL SCHOOL DISTRICT
TRUMBULL COUNTY, OHIO**

MANAGEMENT'S DISCUSSION AND ANALYSIS
FOR THE FISCAL YEAR ENDED JUNE 30, 2015
(UNAUDITED)

Governmental Accounting Standards Board standards are national and apply to all government financial reports prepared in accordance with generally accepted accounting principles. When accounting for pension costs, GASB 27 focused on a funding approach. This approach limited pension costs to contributions annually required by law, which may or may not be sufficient to fully fund each plan's *net pension liability*. GASB 68 takes an earnings approach to pension accounting; however, the nature of Ohio's statewide pension systems and state law governing those systems requires additional explanation in order to properly understand the information presented in these statements.

Under the new standards required by GASB 68, the net pension liability equals the District's proportionate share of each plan's collective:

1. Present value of estimated future pension benefits attributable to active and inactive employees' past service
2. Minus plan assets available to pay these benefits

GASB notes that pension obligations, whether funded or unfunded, are part of the "employment exchange" – that is, the employee is trading his or her labor in exchange for wages, benefits, and the promise of a future pension. GASB noted that the unfunded portion of this pension promise is a present obligation of the government, part of a bargained-for benefit to the employee, and should accordingly be reported by the government as a liability since they received the benefit of the exchange. However, the District is not responsible for certain key factors affecting the balance of this liability. In Ohio, the employee shares the obligation of funding pension benefits with the employer. Both employer and employee contribution rates are capped by State statute. A change in these caps requires action of both Houses of the General Assembly and approval of the Governor. Benefit provisions are also determined by State statute. The employee enters the employment exchange with the knowledge that the employer's promise is limited not by contract but by law. The employer enters the exchange also knowing that there is a specific, legal limit to its contribution to the pension system. In Ohio, there is no legal means to enforce the unfunded liability of the pension system *as against the public employer*. State law operates to mitigate/lessen the moral obligation of the public employer to the employee, because all parties enter the employment exchange with notice as to the law. The pension system is responsible for the administration of the plan.

Most long-term liabilities have set repayment schedules or, in the case of compensated absences (i.e. sick and vacation leave), are satisfied through paid time-off or termination payments. There is no repayment schedule for the net pension liability. As explained above, changes in pension benefits, contribution rates, and return on investments affect the balance of the net pension liability, but are outside the control of the local government. In the event that contributions, investment returns, and other changes are insufficient to keep up with required pension payments, State statute does not assign/identify the responsible party for the unfunded portion. Due to the unique nature of how the net pension liability is satisfied, this liability is separately identified within the long-term liability section of the statement of net position.

In accordance with GASB 68, the District's statements prepared on an accrual basis of accounting include an annual pension expense for their proportionate share of each plan's *change* in net pension liability not accounted for as deferred inflows/outflows.

As a result of implementing GASB 68, the District is reporting a net pension liability and deferred inflows/outflows of resources related to pension on the accrual basis of accounting. This implementation also had the effect of restating net position at June 30, 2014, from \$2,549,600 to (\$5,240,245).

Over time, net position can serve as a useful indicator of a government's financial position. At June 30, 2015, the District's liabilities plus deferred inflows of resources exceeded their assets and deferred outflows of resources by \$5,579,719.

**LORDSTOWN LOCAL SCHOOL DISTRICT
TRUMBULL COUNTY, OHIO**

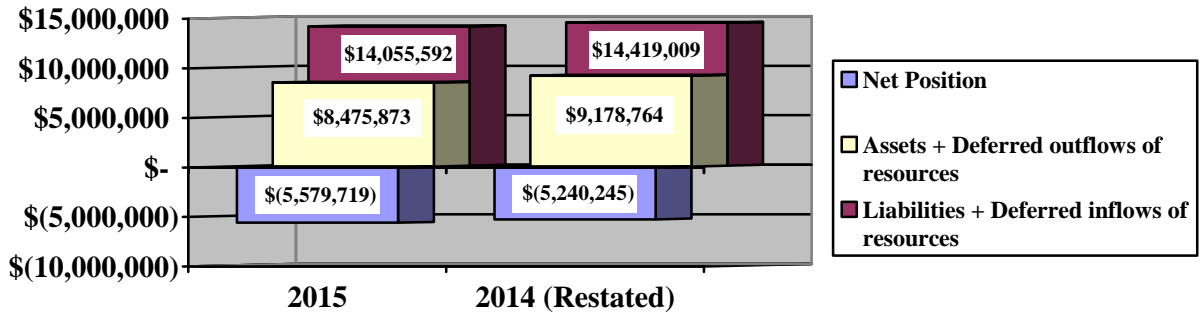
MANAGEMENT'S DISCUSSION AND ANALYSIS
FOR THE FISCAL YEAR ENDED JUNE 30, 2015
(UNAUDITED)

At year-end, capital assets represented 49.90% of total assets. Capital assets include land, land improvements, buildings and improvements, furniture and equipment and vehicles. Net investment in capital assets at June 30, 2015 was \$2,298,769. These capital assets are used to provide services to the students and are not available for future spending. Although the District's investment in capital assets is reported net of related debt, it should be noted that the resources to repay the debt must be provided from other sources, since capital assets may not be used to liquidate these liabilities.

A portion of the District's net position, \$135,547 represents resources that are subject to external restriction on how they may be used. The remaining balance of unrestricted net position is a deficit of \$8,014,035.

The graph below shows the District's assets, deferred outflows of resources, liabilities, deferred inflows of resources and net position at June 30, 2015 and June 30, 2014. The amounts at June 30, 2014 have been restated as described in Note 3.A.

Governmental Activities



**LORDSTOWN LOCAL SCHOOL DISTRICT
TRUMBULL COUNTY, OHIO**

MANAGEMENT'S DISCUSSION AND ANALYSIS
FOR THE FISCAL YEAR ENDED JUNE 30, 2015
(UNAUDITED)

The table below shows the change in net position for fiscal years 2015 and 2014. The net position at June 30, 2014 has been restated as described in Note 3.A.

| | Change in Net Position | |
|------------------------------------|-------------------------------|----------------------------|
| | Governmental | Restated |
| | Activities | Governmental Activities |
| | <u>2015</u> | <u>2014</u> |
| <u>Revenues</u> | | |
| Program revenues: | | |
| Charges for services and sales | \$ 712,186 | \$ 690,747 |
| Operating grants and contributions | 515,823 | 472,334 |
| General revenues: | | |
| Property taxes | 3,161,768 | 3,308,749 |
| Payment in lieu of taxes | 74,721 | 69,628 |
| Grants and entitlements | 2,216,848 | 2,160,994 |
| Investment earnings | 30 | 40 |
| Other | <u>168,820</u> | <u>191,738</u> |
| Total revenues | <u>6,850,196</u> | <u>6,894,230</u> |

(Continued)

**LORDSTOWN LOCAL SCHOOL DISTRICT
TRUMBULL COUNTY, OHIO**

MANAGEMENT'S DISCUSSION AND ANALYSIS
FOR THE FISCAL YEAR ENDED JUNE 30, 2015
(UNAUDITED)

| | Change in Net Position (Continued) | |
|--|---|-----------------------|
| | Governmental | Restated |
| | Activities | Governmental |
| | <u>2015</u> | <u>2014</u> |
| <u>Expenses</u> | | |
| Program expenses: | | |
| Instruction: | | |
| Regular | \$ 2,856,723 | \$ 2,896,642 |
| Special | 790,575 | 616,392 |
| Vocational | 121,345 | 116,065 |
| Other | 409,204 | 446,041 |
| Support services: | | |
| Pupil | 112,499 | 123,333 |
| Instructional staff | 77,306 | 125,775 |
| Board of education | 162,395 | 130,908 |
| Administration | 438,365 | 467,586 |
| Fiscal | 302,011 | 302,458 |
| Business | 28,169 | 22,680 |
| Operations and maintenance | 1,151,064 | 1,009,850 |
| Pupil transportation | 259,241 | 351,612 |
| Central | 2,064 | - |
| Operations of non-instructional services: | | |
| Food service operations | 165,608 | 166,582 |
| Extracurricular activities | 216,545 | 221,381 |
| Interest and fiscal charges | 96,556 | 101,535 |
| Total expenses | <u>7,189,670</u> | <u>7,098,840</u> |
| Change in net position | (339,474) | (204,610) |
| Net position at beginning of year (restated) | <u>(5,240,245)</u> | <u>N/A</u> |
| Net position at end of year | <u>\$ (5,579,719)</u> | <u>\$ (5,240,245)</u> |

Governmental Activities

The information necessary to restate the 2014 beginning balances and the 2014 pension expense amounts for the effects of the initial implementation of GASB 68 is not available. Therefore, 2014 functional expenses still include pension expense of \$414,990 computed under GASB 27. GASB 27 required recognizing pension expense equal to the contractually required contributions to the plan. Under GASB 68, pension expense represents additional amounts earned, adjusted by deferred inflows/outflows. The contractually required contribution is no longer a component of pension expense. Under GASB 68, the 2015 statements report pension expense of \$297,551.

**LORDSTOWN LOCAL SCHOOL DISTRICT
TRUMBULL COUNTY, OHIO**

MANAGEMENT'S DISCUSSION AND ANALYSIS
FOR THE FISCAL YEAR ENDED JUNE 30, 2015
(UNAUDITED)

Consequently, in order to compare 2015 total program expenses to 2014, the following adjustments are needed:

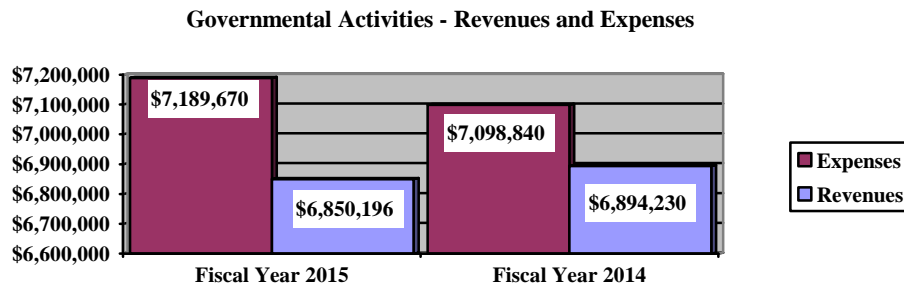
| | |
|--|-------------------|
| Total 2015 program expenses under GASB 68 | \$ 7,189,670 |
| Pension expense under GASB 68 | (297,551) |
| 2015 contractually required contributions | <u>443,027</u> |
| Adjusted 2015 program expenses | 7,335,146 |
| Total 2014 program expenses under GASB 27 | <u>7,098,840</u> |
| Increase in program expenses not related to pension | <u>\$ 236,306</u> |

Net position of the District's governmental activities decreased \$339,474. Total governmental expenses of \$7,189,670 were offset by program revenues of \$1,228,009 and general revenues of \$5,622,187. Program revenues supported 17.08% of the total governmental expenses.

The primary sources of revenue for governmental activities are derived from property taxes and grants and entitlements. These revenue sources represent 82.07% of total governmental revenue.

The largest expense of the District is for instructional programs. Instruction expenses totaled \$4,177,847 or 58.11% of total governmental expenses for fiscal year 2015.

The graph below presents the District's governmental activities revenues and expenses for 2015 and 2014.



**LORDSTOWN LOCAL SCHOOL DISTRICT
TRUMBULL COUNTY, OHIO**

MANAGEMENT'S DISCUSSION AND ANALYSIS
FOR THE FISCAL YEAR ENDED JUNE 30, 2015
(UNAUDITED)

The Statement of Activities shows the cost of program services and the charges for services and grants offsetting those services. The following table shows, for governmental activities, the total cost of services and the net cost of services. That is, it identifies the cost of these services supported by tax revenue and unrestricted State grants and entitlements.

Governmental Activities

| | Total Cost of Services <u>2015</u> | Net Cost of Services <u>2015</u> | Total Cost of Services <u>2014</u> | Net Cost of Services <u>2014</u> |
|---|--|--|--|--|
| Program expenses | | | | |
| Instruction: | | | | |
| Regular | \$ 2,856,723 | \$ 2,302,512 | \$ 2,896,642 | \$ 2,366,992 |
| Special | 790,575 | 403,288 | 616,392 | 269,967 |
| Vocational | 121,345 | 118,942 | 116,065 | 115,403 |
| Other | 409,204 | 409,204 | 446,041 | 446,041 |
| Support services: | | | | |
| Pupil | 112,499 | 112,499 | 123,333 | 123,333 |
| Instructional staff | 77,306 | 77,306 | 125,775 | 125,775 |
| Board of education | 162,395 | 162,395 | 130,908 | 130,908 |
| Administration | 438,365 | 438,365 | 467,586 | 467,586 |
| Fiscal | 302,011 | 302,011 | 302,458 | 302,458 |
| Business | 28,169 | 28,169 | 22,680 | 22,680 |
| Operations and maintenance | 1,151,064 | 1,095,214 | 1,009,850 | 950,773 |
| Pupil transportation | 259,241 | 259,241 | 351,612 | 351,612 |
| Central | 2,064 | 2,064 | - | - |
| Operations of non-instructional services: | | | | |
| Food service operations | 165,608 | 5,563 | 166,582 | (15,448) |
| Extracurricular activities | 216,545 | 148,332 | 221,381 | 176,144 |
| Interest and fiscal charges | 96,556 | 96,556 | 101,535 | 101,535 |
| Total expenses | <u>\$ 7,189,670</u> | <u>\$ 5,961,661</u> | <u>\$ 7,098,840</u> | <u>\$ 5,935,759</u> |

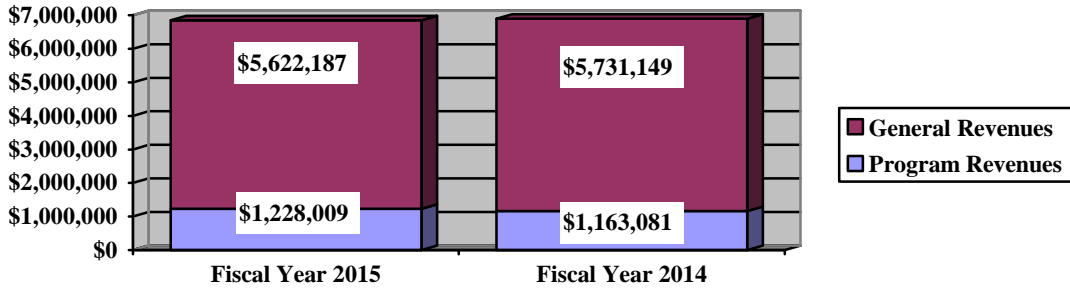
The dependence upon tax and other general revenues for governmental activities is apparent, 77.41% of instruction activities are supported through taxes and other general revenues. For all governmental activities, general revenue support is 82.92%. The District's taxpayers and unrestricted grants and entitlements are by far the primary support for District's students.

**LORDSTOWN LOCAL SCHOOL DISTRICT
TRUMBULL COUNTY, OHIO**

MANAGEMENT'S DISCUSSION AND ANALYSIS
FOR THE FISCAL YEAR ENDED JUNE 30, 2015
(UNAUDITED)

The graph below presents the District's governmental activities revenues for fiscal year 2015 and 2014.

Governmental Activities - General and Program Revenues



The District's Funds

The District's governmental funds reported a combined deficit fund balance of \$180,341 is lower than last year's total deficit fund balance of \$87,092. The schedule below indicates the fund balance and the total change in fund balance as of June 30, 2015 and 2014.

| | (Deficit) Fund Balance <u>June 30, 2015</u> | (Deficit) Fund Balance <u>June 30, 2014</u> | <u>Change</u> | <u>Percentage Change</u> |
|--------------------|---|---|--------------------|------------------------------|
| General | \$ (311,285) | \$ (326,694) | \$ 15,409 | (4.72) % |
| Other Governmental | <u>130,944</u> | <u>239,602</u> | <u>(108,658)</u> | (45.35) % |
| Total | <u>\$ (180,341)</u> | <u>\$ (87,092)</u> | <u>\$ (93,249)</u> | (107.07) % |

General Fund

The District's general fund's fund deficit decreased \$15,409. This increase can be attributed to the increase in revenues from the prior year. This increase is primarily due to increased property taxes and payment in lieu of taxes revenues. Overall revenues remained fairly consistent with prior year with an increase of only 5.32% from the prior year.

The overall expenditures increased \$146,652. Overall expenditures remained consistent with prior year with an increase of only 2.33% from the prior year.

**LORDSTOWN LOCAL SCHOOL DISTRICT
TRUMBULL COUNTY, OHIO**

MANAGEMENT'S DISCUSSION AND ANALYSIS
FOR THE FISCAL YEAR ENDED JUNE 30, 2015
(UNAUDITED)

The table that follows assists in illustrating the financial activities and fund balance of the general fund.

| | 2015 <u>Amount</u> | 2014 <u>Amount</u> | <u>Change</u> | Percentage <u>Change</u> |
|----------------------------|-----------------------|-----------------------|-------------------|-----------------------------|
| <u>Revenues</u> | | | | |
| Property taxes | \$ 3,365,818 | \$ 3,078,680 | \$ 287,138 | 9.33 % |
| Payment in lieu of taxes | 74,721 | 69,628 | 5,093 | 7.31 % |
| Tuition | 527,916 | 502,113 | 25,803 | 5.14 % |
| Earnings on investments | 30 | 40 | (10) | (25.00) % |
| Intergovernmental | 2,376,531 | 2,337,518 | 39,013 | 1.67 % |
| Other revenues | <u>250,040</u> | <u>274,232</u> | <u>(24,192)</u> | (8.82) % |
| Total | <u>\$ 6,595,056</u> | <u>\$ 6,262,211</u> | <u>\$ 332,845</u> | 5.32 % |
| <u>Expenditures</u> | | | | |
| Instruction | \$ 3,718,762 | \$ 3,594,202 | \$ 124,560 | 3.47 % |
| Support services | 2,503,821 | 2,467,112 | 36,709 | 1.49 % |
| Extracurricular activities | 171,593 | 186,559 | (14,966) | (8.02) % |
| Debt service | <u>37,877</u> | <u>37,528</u> | <u>349</u> | 0.93 % |
| Total | <u>\$ 6,432,053</u> | <u>\$ 6,285,401</u> | <u>\$ 146,652</u> | 2.33 % |

General Fund Budgeting Highlights

The District's budget is prepared according to Ohio law and is based on accounting for certain transactions on a basis of cash receipts, disbursements and encumbrances. The most significant budgeted fund is the general fund.

During the course of fiscal year 2015, the District amended its general fund budget several times. For the general fund, original budgeted revenues and other financing sources were \$5,293,248 and final budgeted revenues and other financing sources were \$5,395,287. Actual revenues and other financing sources for fiscal year 2015 were \$5,395,293. This represents an increase of \$6 from final budgeted revenues and other financing sources.

General fund original appropriations (appropriated expenditures and other financing uses) of \$5,134,951 were increased to \$5,573,443 in the final appropriations. The actual budget basis expenditures and other financing uses for fiscal year 2015 of \$5,518,418 were \$55,025 less than final budget appropriations.

**LORDSTOWN LOCAL SCHOOL DISTRICT
TRUMBULL COUNTY, OHIO**

MANAGEMENT'S DISCUSSION AND ANALYSIS
FOR THE FISCAL YEAR ENDED JUNE 30, 2015
(UNAUDITED)

Capital Assets and Debt Administration

Capital Assets

At the end of fiscal year 2015, the District had \$3,975,666 invested in land, land improvements, buildings and improvements, furniture and equipment and vehicles. This entire amount is reported in governmental activities. The following table shows June 30, 2015 balances compared to June 30, 2014:

**Capital Assets at June 30
(Net of Depreciation)**

| | Governmental Activities | |
|---------------------------|-------------------------|--------------|
| | 2015 | 2014 |
| Land | \$ 543,600 | \$ 543,600 |
| Land improvements | 71,568 | 86,783 |
| Building and improvements | 3,202,850 | 3,507,924 |
| Furniture and equipment | 46,707 | 57,144 |
| Vehicles | 110,941 | 144,027 |
| Total | \$ 3,975,666 | \$ 4,339,478 |

Overall, capital assets decreased \$363,812. This decrease is due to depreciation expense of \$363,812 during the fiscal year.

See Note 8 to the basic financial statements for additional information on the District's capital assets.

Debt Administration

At June 30, 2015, the District had \$1,615,000 in certificates of participation and \$61,897 in capital lease obligations outstanding. Of this total, \$95,450 is due within one year and \$1,581,447 is due within greater than one year. The following table summarizes the notes, certificates, capital lease outstanding:

Outstanding Debt, at Year End

| | Governmental Activities | Governmental Activities |
|-------------------------------|----------------------------|----------------------------|
| | 2015 | 2014 |
| Energy conservation notes | \$ - | \$ 125,363 |
| Capital lease obligation | 61,897 | 91,383 |
| Certificates of participation | 1,615,000 | 1,680,000 |
| Total | \$ 1,676,897 | \$ 1,896,746 |

See Note 10 to the basic financial statements for additional information on the District's debt administration.

**LORDSTOWN LOCAL SCHOOL DISTRICT
TRUMBULL COUNTY, OHIO**

MANAGEMENT'S DISCUSSION AND ANALYSIS
FOR THE FISCAL YEAR ENDED JUNE 30, 2015
(UNAUDITED)

Current Financial Related Activities

The District relies heavily upon local revenue and property taxes. The finances have been stable over the past few years. The District was successful in renewing two emergency levies in November of 2011. This should help stabilize the financial outlook for future years. However, with the passage of HB 66, and the elimination of personal property some future revenue sources will be eliminated. The State has promised to hold districts harmless for the next five years, but after that the impact is not fully known at this time.

The challenge for the District's management is to continue to provide the resources necessary to meet student needs and be able to stay within the five-year forecast. The five-year forecast is utilized by management in order to effectively and efficiently manage the District's resources to their fullest.

Since the District relies on local revenue, one of the largest challenges facing the District is that of additional funding. The State of Ohio was found by the Supreme Court in March 1997 to be operating an unconstitutional educational system, one that was neither adequate nor equitable. Since 1997, the State has directed its tax revenue growth toward school districts with little property tax wealth. On September 6, 2001, the Ohio Supreme Court issued its opinion regarding the State's school funding plan and granted a motion for reconsideration on November 2, 2001. On December 11, 2002, the Ohio Supreme Court issued its latest opinion regarding the state's school funding plan. The decision reaffirmed earlier decisions that Ohio's current school funding plan is unconstitutional. The Supreme Court relinquished jurisdiction over the case and directed "...the Ohio General Assembly to enact a school funding scheme that is thorough and efficient...". At this time, the District is unable to determine what effect, if any, this decision and the reconsideration will have on its future State funding and on its financial operations.

The District's systems of budgeting and internal controls are well regarded. All of the District's financial abilities will be needed to meet the financial challenges of the future.

Contacting the District's Financial Management

This financial report is designed to provide our citizens, taxpayers, and investors and creditors with a general overview of the District's finances and to show the District's accountability for the money it receives. If you have questions about this report or need additional financial information contact Mr. Mark Ferrara, Treasurer, Lordstown Local School District, 1824 Salt Springs Road, Warren, Ohio 44481.

**LORDSTOWN LOCAL SCHOOL DISTRICT
TRUMBULL COUNTY, OHIO**

STATEMENT OF NET POSITION
JUNE 30, 2015

| | Governmental Activities |
|--|------------------------------------|
| Assets: | |
| Equity in pooled cash and cash equivalents . . . | \$ 391,091 |
| Receivables: | |
| Property taxes | 3,465,514 |
| Payment in lieu of taxes | 35,000 |
| Accounts | 602 |
| Intergovernmental | 97,629 |
| Inventory held for resale | 2,522 |
| Capital assets: | |
| Nondepreciable capital assets | 543,600 |
| Depreciable capital assets, net | 3,432,066 |
| Capital assets, net | 3,975,666 |
| Total assets | 7,968,024 |
| Deferred outflows of resources: | |
| Pension - STRS | 386,119 |
| Pension - SERS | 121,730 |
| Total deferred outflows of resources | 507,849 |
| Liabilities: | |
| Accounts payable | 1,681 |
| Accrued wages and benefits payable | 545,054 |
| Pension obligation payable | 100,969 |
| Intergovernmental payable | 53,693 |
| Accrued interest payable | 15,531 |
| Claims payable | 11,135 |
| Long-term liabilities: | |
| Due within one year | 160,918 |
| Due in more than one year: | |
| Net pension liability (See Note 14) | 6,908,439 |
| Other amounts due in more than one year | 1,796,708 |
| Total liabilities | 9,594,128 |
| Deferred inflows of resources: | |
| Property taxes levied for the next fiscal year | 3,182,685 |
| Payment in lieu of taxes levied for the next fiscal year | 35,000 |
| Pension - STRS | 998,491 |
| Pension - SERS | 245,288 |
| Total deferred inflows of resources | 4,461,464 |
| Net position: | |
| Net investment in capital assets | 2,298,769 |
| Restricted for: | |
| Capital projects | 5,045 |
| Debt service | 2,920 |
| State funded programs | 116 |
| Federally funded programs | 15,104 |
| Student activities | 3,864 |
| Other purposes | 108,498 |
| Unrestricted (deficit) | (8,014,035) |
| | \$ (5,579,719) |

SEE ACCOMPANYING NOTES TO THE BASIC FINANCIAL STATEMENTS

**LORDSTOWN LOCAL SCHOOL DISTRICT
TRUMBULL COUNTY, OHIO**

STATEMENT OF ACTIVITIES
FOR THE FISCAL YEAR ENDED JUNE 30, 2015

| | Expenses | Program Revenues | | Net (Expense) |
|--|---------------------|-----------------------------------|---------------------------------------|---|
| | | Charges for Services and Sales | Operating Grants and Contributions | Revenue and Changes in Net Position Governmental Activities |
| Governmental activities: | | | | |
| Instruction: | | | | |
| Regular | \$ 2,856,723 | \$ 537,412 | \$ 16,799 | \$ (2,302,512) |
| Special | 790,575 | - | 387,287 | (403,288) |
| Vocational | 121,345 | - | 2,403 | (118,942) |
| Other | 409,204 | - | - | (409,204) |
| Support services: | | | | |
| Pupil | 112,499 | - | - | (112,499) |
| Instructional staff | 77,306 | - | - | (77,306) |
| Board of education | 162,395 | - | - | (162,395) |
| Administration | 438,365 | - | - | (438,365) |
| Fiscal | 302,011 | - | - | (302,011) |
| Business | 28,169 | - | - | (28,169) |
| Operations and maintenance | 1,151,064 | 55,850 | - | (1,095,214) |
| Pupil transportation | 259,241 | - | - | (259,241) |
| Central | 2,064 | - | - | (2,064) |
| Operation of non-instructional services: | | | | |
| Food service operations | 165,608 | 76,702 | 83,343 | (5,563) |
| Extracurricular activities | 216,545 | 42,222 | 25,991 | (148,332) |
| Interest and fiscal charges | 96,556 | - | - | (96,556) |
| Total governmental activities | <u>\$ 7,189,670</u> | <u>\$ 712,186</u> | <u>\$ 515,823</u> | <u>(5,961,661)</u> |

| | |
|---|------------------------------|
| General revenues: | |
| Property taxes levied for: | |
| General purposes | 3,127,149 |
| Debt service | 34,619 |
| Payments in lieu of taxes | 74,721 |
| Grants and entitlements not restricted | |
| to specific programs | 2,216,848 |
| Investment earnings | 30 |
| Miscellaneous | 168,820 |
| Total general revenues | <u>5,622,187</u> |
| Change in net position (deficit) | (339,474) |
| Net position at beginning of year (restated) | <u>(5,240,245)</u> |
| Net position at end of year (deficit) | <u><u>\$ (5,579,719)</u></u> |

SEE ACCOMPANYING NOTES TO THE BASIC FINANCIAL STATEMENTS

**LORDSTOWN LOCAL SCHOOL DISTRICT
TRUMBULL COUNTY, OHIO**

BALANCE SHEET
GOVERNMENTAL FUNDS
JUNE 30, 2015

| | <u>General</u> | <u>Nonmajor Governmental Funds</u> | <u>Total Governmental Funds</u> |
|--|---------------------|--|---|
| Assets: | | | |
| Equity in pooled cash and cash equivalents | \$ 229,627 | \$ 161,464 | \$ 391,091 |
| Receivables: | | | |
| Property taxes | 3,465,514 | - | 3,465,514 |
| Payment in lieu of taxes | 35,000 | - | 35,000 |
| Accounts | 602 | - | 602 |
| Intergovernmental | 58,104 | 39,525 | 97,629 |
| Inventory held for resale | - | 2,522 | 2,522 |
| Total assets | <u>\$ 3,788,847</u> | <u>\$ 203,511</u> | <u>\$ 3,992,358</u> |
| Liabilities: | | | |
| Accounts payable | \$ 1,681 | \$ - | \$ 1,681 |
| Accrued wages and benefits payable | 502,063 | 42,991 | 545,054 |
| Intergovernmental payable | 51,848 | 1,845 | 53,693 |
| Pension obligation payable | 89,263 | 11,706 | 100,969 |
| Claims payable | 11,135 | - | 11,135 |
| Total liabilities | <u>655,990</u> | <u>56,542</u> | <u>712,532</u> |
| Deferred inflows of resources: | | | |
| Property taxes levied for the next fiscal year | 3,182,685 | - | 3,182,685 |
| Payment in lieu of taxes levied for the next fiscal year | 35,000 | - | 35,000 |
| Delinquent property tax revenue not available | 168,641 | - | 168,641 |
| Intergovernmental revenue not available | 57,816 | 16,025 | 73,841 |
| Total deferred inflows of resources | <u>3,444,142</u> | <u>16,025</u> | <u>3,460,167</u> |
| Fund balances: | | | |
| Restricted: | | | |
| Debt service | - | 9,986 | 9,986 |
| Capital improvements | - | 5,045 | 5,045 |
| Food service operations | - | 119,813 | 119,813 |
| Targeted academic assistance | - | 319 | 319 |
| Other purposes | - | 116 | 116 |
| Extracurricular activities | - | 3,864 | 3,864 |
| Unassigned (deficit) | (311,285) | (8,199) | (319,484) |
| Total fund balances (deficit) | <u>(311,285)</u> | <u>130,944</u> | <u>(180,341)</u> |
| Total liabilities, deferred inflows and fund balances | <u>\$ 3,788,847</u> | <u>\$ 203,511</u> | <u>\$ 3,992,358</u> |

SEE ACCOMPANYING NOTES TO THE BASIC FINANCIAL STATEMENTS

**LORDSTOWN LOCAL SCHOOL DISTRICT
TRUMBULL COUNTY, OHIO**

RECONCILIATION OF TOTAL GOVERNMENTAL FUND BALANCES TO
NET POSITION OF GOVERNMENTAL ACTIVITIES
JUNE 30, 2015

| | | | |
|---|----|--------------------|--------------------|
| Total governmental fund balances | | \$ | (180,341) |
| <i>Amounts reported for governmental activities on the statement of net position are different because:</i> | | | |
| Capital assets used in governmental activities are not financial resources and therefore are not reported in the funds. | | | 3,975,666 |
| Other long-term assets are not available to pay for current-period expenditures and therefore are deferred inflows in the funds. | | | |
| Property taxes receivable | \$ | 168,641 | |
| Intergovernmental receivable | | 73,841 | |
| Total | | <u>242,482</u> | 242,482 |
| Accrued interest payable is not due and payable in the current period and therefore is not reported in the funds. | | | (15,531) |
| The net pension liability is not due and payable in the current period; therefore, the liability and related deferred inflows/ outflows are not reported in governmental funds: | | | |
| Deferred outflows of resources - pension | | 507,849 | |
| Deferred inflows of resources - pension | | (1,243,779) | |
| Net pension liability | | (6,908,439) | |
| Total | | <u>(7,644,369)</u> | (7,644,369) |
| Long-term liabilities, including bonds payable, are not due and payable in the current period and therefore are not reported in the funds. | | | |
| Certificates of participation | | (1,615,000) | |
| Capital lease obligations | | (61,897) | |
| Compensated absences | | (280,729) | |
| Total | | <u>(1,957,626)</u> | (1,957,626) |
| Net position of governmental activities | | <u>\$</u> | <u>(5,579,719)</u> |

SEE ACCOMPANYING NOTES TO THE BASIC FINANCIAL STATEMENTS

**LORDSTOWN LOCAL SCHOOL DISTRICT
TRUMBULL COUNTY, OHIO**

STATEMENT OF REVENUES, EXPENDITURES AND CHANGES IN FUND BALANCES
GOVERNMENTAL FUNDS
FOR THE FISCAL YEAR ENDED JUNE 30, 2015

| | <u>General</u> | <u>Nonmajor Governmental Funds</u> | <u>Total Governmental Funds</u> |
|--|---------------------|--|---|
| Revenues: | | | |
| From local sources: | | | |
| Property taxes | \$ 3,365,818 | \$ 40,530 | \$ 3,406,348 |
| Payment in lieu of taxes | 74,721 | - | 74,721 |
| Tuition | 527,916 | - | 527,916 |
| Earnings on investments | 30 | 3 | 33 |
| Charges for services | - | 76,702 | 76,702 |
| Extracurricular | 15,874 | 26,348 | 42,222 |
| Classroom materials and fees | 9,496 | - | 9,496 |
| Rental income | 55,850 | - | 55,850 |
| Other local revenues | 168,820 | 25,991 | 194,811 |
| Intergovernmental - state | 2,376,531 | 5,511 | 2,382,042 |
| Intergovernmental - federal | - | 281,703 | 281,703 |
| Total revenues | <u>6,595,056</u> | <u>456,788</u> | <u>7,051,844</u> |
| Expenditures: | | | |
| Current: | | | |
| Instruction: | | | |
| Regular | 2,651,202 | 17,878 | 2,669,080 |
| Special | 598,693 | 200,978 | 799,671 |
| Vocational | 54,038 | - | 54,038 |
| Other | 414,829 | - | 414,829 |
| Support services: | | | |
| Pupil | 117,661 | - | 117,661 |
| Instructional staff | 79,379 | - | 79,379 |
| Board of education | 162,739 | - | 162,739 |
| Administration | 453,255 | - | 453,255 |
| Fiscal | 311,203 | - | 311,203 |
| Business | 28,169 | - | 28,169 |
| Operations and maintenance | 1,127,475 | - | 1,127,475 |
| Pupil transportation | 221,876 | - | 221,876 |
| Central | 2,064 | - | 2,064 |
| Operation of non-instructional services: | | | |
| Food service operations | - | 164,118 | 164,118 |
| Extracurricular activities | 171,593 | 50,239 | 221,832 |
| Debt service: | | | |
| Principal retirement | 29,486 | 190,363 | 219,849 |
| Interest and fiscal charges | 8,391 | 89,464 | 97,855 |
| Total expenditures | <u>6,432,053</u> | <u>713,040</u> | <u>7,145,093</u> |
| Excess (deficiency) of revenues over (under) expenditures | <u>163,003</u> | <u>(256,252)</u> | <u>(93,249)</u> |
| Other financing sources (uses): | | | |
| Transfers in | - | 147,594 | 147,594 |
| Transfers (out) | <u>(147,594)</u> | <u>-</u> | <u>(147,594)</u> |
| Total other financing sources (uses) | <u>(147,594)</u> | <u>147,594</u> | <u>-</u> |
| Net change in fund balances | 15,409 | (108,658) | (93,249) |
| Fund balances (deficit) at beginning of year. | <u>(326,694)</u> | <u>239,602</u> | <u>(87,092)</u> |
| Fund balances (deficit) at end of year. | <u>\$ (311,285)</u> | <u>\$ 130,944</u> | <u>\$ (180,341)</u> |

SEE ACCOMPANYING NOTES TO THE BASIC FINANCIAL STATEMENTS

**LORDSTOWN LOCAL SCHOOL DISTRICT
TRUMBULL COUNTY, OHIO**

RECONCILIATION OF THE STATEMENT OF REVENUES, EXPENDITURES
AND CHANGES IN FUND BALANCES OF GOVERNMENTAL FUNDS
TO THE STATEMENT OF ACTIVITIES
FOR THE FISCAL YEAR ENDED JUNE 30, 2015

| | | |
|---|--------------|------------------|
| Net change in fund balances - total governmental funds | \$ | (93,249) |
| <i>Amounts reported for governmental activities in the statement of activities are different because:</i> | | |
| Governmental funds report capital outlays as expenditures. However, in the statement of activities, the cost of those assets is allocated over their estimated useful lives as depreciation expense. | | |
| Current year depreciation | | (363,812) |
| Revenues in the statement of activities that do not provide current financial resources are not reported as revenues in the funds. | | |
| Property taxes | \$ (244,580) | |
| Intergovernmental | 42,932 | |
| Total | | (201,648) |
| Repayment of bond and capital lease principal is an expenditure in the governmental funds, but the repayment reduces long-term liabilities on the statement of net position. Principal payments during the year were: | | |
| Certificates of participation | 65,000 | |
| Energy conservation notes | 125,363 | |
| Capital lease obligation | 29,486 | |
| Total | | 219,849 |
| In the statement of activities, interest is accrued on outstanding bonds, whereas in governmental funds, an interest expenditure is reported when due. The following items resulted in additional interest being reported in the statement of activities: | | |
| Accrued interest payable | | 1,299 |
| Contractually required contributions are reported as expenditures in governmental funds; however, the statement of net position reports these amounts as deferred outflows. | | |
| | | 443,027 |
| Except for amounts reported as deferred inflows/outflows, changes in the net pension liability are reported as pension expense in the statement of activities. | | |
| | | (297,551) |
| Some expenses reported in the statement of activities, such as compensated absences, do not require the use of current financial resources and therefore are not reported as expenditures in governmental funds. | | |
| | | (47,389) |
| Change in net position of governmental activities | \$ | (339,474) |

SEE ACCOMPANYING NOTES TO THE BASIC FINANCIAL STATEMENTS

**LORDSTOWN LOCAL SCHOOL DISTRICT
TRUMBULL COUNTY, OHIO**

STATEMENT OF REVENUES, EXPENDITURES AND CHANGES IN
FUND BALANCE - BUDGET AND ACTUAL (NON-GAAP BUDGETARY BASIS)
GENERAL FUND
FOR THE FISCAL YEAR ENDED JUNE 30, 2015

| | <u>Budgeted Amounts</u> | | <u>Actual</u> | <u>Variance with Final Budget Positive (Negative)</u> |
|--|--------------------------|------------------------|-------------------------|---|
| | <u>Original</u> | <u>Final</u> | | |
| Revenues: | | | | |
| From local sources: | | | | |
| Property taxes | \$ 2,166,786 | \$ 2,221,445 | \$ 2,221,451 | \$ 6 |
| Payment in lieu of taxes. | 42,318 | 74,721 | 74,721 | - |
| Tuition. | 584,392 | 527,916 | 527,916 | - |
| Earnings on investments | 40 | 30 | 30 | - |
| Extracurricular. | 10,580 | 12,100 | 12,100 | - |
| Rental income | 59,447 | 55,288 | 55,288 | - |
| Other local revenues | 129,272 | 119,316 | 119,316 | - |
| Intergovernmental - state | 1,835,413 | 1,818,851 | 1,818,851 | - |
| Total revenues | <u>4,828,248</u> | <u>4,829,667</u> | <u>4,829,673</u> | <u>6</u> |
| Expenditures: | | | | |
| Current: | | | | |
| Instruction: | | | | |
| Regular | 2,335,409 | 2,314,919 | 2,288,911 | 26,008 |
| Special. | 69,582 | 64,491 | 63,729 | 762 |
| Vocational. | 54,555 | 54,112 | 53,515 | 597 |
| Other. | 434,281 | 399,380 | 394,627 | 4,753 |
| Support services: | | | | |
| Pupil. | 112,675 | 121,595 | 120,362 | 1,233 |
| Instructional staff | 106,951 | 91,437 | 90,266 | 1,171 |
| Board of education | 100,886 | 116,389 | 115,285 | 1,104 |
| Administration. | 441,084 | 472,372 | 467,544 | 4,828 |
| Fiscal | 274,451 | 273,428 | 270,424 | 3,004 |
| Business | 30,234 | 35,500 | 35,169 | 331 |
| Operations and maintenance. | 620,031 | 728,481 | 721,694 | 6,787 |
| Pupil transportation | 243,602 | 236,185 | 233,519 | 2,666 |
| Central. | - | 750 | 750 | - |
| Extracurricular activities. | 162,673 | 161,407 | 159,626 | 1,781 |
| Debt service: | | | | |
| Principal | - | 350,000 | 350,000 | - |
| Interest and fiscal charges. | - | 5,403 | 5,403 | - |
| Total expenditures | <u>4,986,414</u> | <u>5,425,849</u> | <u>5,370,824</u> | <u>55,025</u> |
| Excess (deficiency) of revenues over (under) expenditures. | <u>(158,166)</u> | <u>(596,182)</u> | <u>(541,151)</u> | <u>55,031</u> |
| Other financing sources (uses): | | | | |
| Refund of prior year's expenditures | 35,000 | 55,620 | 55,620 | - |
| Transfers in | 430,000 | 160,000 | 160,000 | - |
| Transfers (out). | (148,537) | (147,594) | (147,594) | - |
| Sale of notes. | - | 350,000 | 350,000 | - |
| Total other financing sources (uses) | <u>316,463</u> | <u>418,026</u> | <u>418,026</u> | <u>-</u> |
| Net change in fund balance | 158,297 | (178,156) | (123,125) | 55,031 |
| Fund balance at beginning of year | 106,210 | 106,210 | 106,210 | - |
| Prior year encumbrances appropriated | 81,708 | 81,708 | 81,708 | - |
| Fund balance at end of year | <u>\$ 346,215</u> | <u>\$ 9,762</u> | <u>\$ 64,793</u> | <u>\$ 55,031</u> |

SEE ACCOMPANYING NOTES TO THE BASIC FINANCIAL STATEMENTS

**LORDSTOWN LOCAL SCHOOL DISTRICT
TRUMBULL COUNTY, OHIO**

STATEMENT OF FIDUCIARY NET POSITION
FIDUCIARY FUNDS
JUNE 30, 2015

| | <u>Private-Purpose Trust</u> | |
|---|----------------------------------|------------------|
| | <u>Scholarship</u> | <u>Agency</u> |
| Assets: | | |
| Equity in pooled cash and cash equivalents | \$ 5,877 | \$ 19,177 |
| Receivables: | | |
| Accounts | - | 120 |
| Total assets. | <u>5,877</u> | <u>\$ 19,297</u> |
| Liabilities: | | |
| Due to students. | - | \$ 19,297 |
| Total liabilities | <u>-</u> | <u>\$ 19,297</u> |
| Net position: | | |
| Held in trust for scholarships | <u>5,877</u> | |
| Total net position. | <u>\$ 5,877</u> | |

SEE ACCOMPANYING NOTES TO THE BASIC FINANCIAL STATEMENTS

**LORDSTOWN LOCAL SCHOOL DISTRICT
TRUMBULL COUNTY, OHIO**

STATEMENT OF CHANGES IN FIDUCIARY NET POSITION
FIDUCIARY FUNDS
FOR THE FISCAL YEAR ENDED JUNE 30, 2015

| | <u>Private-Purpose Trust</u> |
|--|----------------------------------|
| | <u>Scholarship</u> |
| Net position at beginning of year. | \$ 5,877 |
| Net position at end of year | <u>\$ 5,877</u> |

SEE ACCOMPANYING NOTES TO THE BASIC FINANCIAL STATEMENTS

**LORDSTOWN LOCAL SCHOOL DISTRICT
TRUMBULL COUNTY, OHIO**

NOTES TO THE BASIC FINANCIAL STATEMENTS
FOR THE FISCAL YEAR ENDED JUNE 30, 2015

NOTE 1 - DESCRIPTION OF THE SCHOOL DISTRICT

The Lordstown Local School District (the "District") is a body politic and corporate established for the purpose of exercising the rights and privileges conveyed to it by the constitution and laws of the State of Ohio. The District is a local school district as defined by Section 3311.03 of the Ohio Revised Code. The District operates under an elected Board of Education, consisting of five members, and is responsible for the provision of public education to residents of the District.

The District provides regular, vocational and special instruction. The District also provides support services for pupils, instructional staff, general and school administration, business and fiscal services, facilities acquisitions and construction services, operation and maintenance of plant, student transportation, food services, extracurricular activities and non-programmed services.

The District currently operates 1 elementary school and 1 comprehensive middle and high school. The District is staffed by 41 certified and 28 noncertified personnel to provide services to approximately 515 students and other community members.

NOTE 2 - SUMMARY OF SIGNIFICANT ACCOUNTING POLICIES

The basic financial statements of the District have been prepared in conformity with accounting principles generally accepted in the United States of America (GAAP) as applied to governmental units. The Governmental Accounting Standards Board (GASB) is the accepted standard-setting body for establishing governmental accounting and financial reporting principles. The District's significant accounting policies are described below.

A. Reporting Entity

The reporting entity has been defined in accordance with GASB Statement No. 14, "The Financial Reporting Entity" as amended by GASB Statement No. 39, "Determining Whether Certain Organizations Are Component Units" and GASB Statement No. 61, "The Financial Reporting Entity: Omnibus an amendment of GASB Statements No. 14 and No. 34". The reporting entity is composed of the primary government and component units. The primary government consists of all funds, departments, boards and agencies that are not legally separate from the District. For the District, this includes general operations, food service, and student related activities of the District.

Component units are legally separate organizations for which the District is financially accountable. The District is financially accountable for an organization if the District appoints a voting majority of the organization's Governing Board and (1) the District is able to significantly influence the programs or services performed or provided by the organization; or (2) the District is legally entitled to or can otherwise access the organization's resources; or (3) the District is legally obligated or has otherwise assumed the responsibility to finance the deficits of, or provide financial support to, the organization; or (4) the District is obligated for the debt of the organization. Component units may also include organizations that are fiscally dependent on the District in that the District approves the budget, the issuance of debt or the levying of taxes. Certain organizations are also included as component units if the nature and significance of the relationship between the primary government and the organization is such that exclusion by the primary government would render the primary government's financial statements incomplete or misleading. Based upon the application of these criteria, the District has no component units. The basic financial statements of the reporting entity include only those of the District (the primary government).

**LORDSTOWN LOCAL SCHOOL DISTRICT
TRUMBULL COUNTY, OHIO**

NOTES TO THE BASIC FINANCIAL STATEMENTS
FOR THE FISCAL YEAR ENDED JUNE 30, 2015

NOTE 2 - SUMMARY OF SIGNIFICANT ACCOUNTING POLICIES - (Continued)

The following organizations are described due to their relationship to the District:

JOINTLY GOVERNED ORGANIZATIONS

North East Ohio Management Information Network

The North East Ohio Management Information Network (NEOMIN) is a jointly governed organization among thirty school districts in Trumbull and Ashtabula Counties. The jointly governed organization was formed for the purpose of applying modern technology with the aid of computers and other electronic equipment to the administrative and instructional functions among member districts. Each of the districts supports NEOMIN based upon a per pupil charge.

Superintendents and Treasurers of the participating school districts are eligible to be voting members of the Governing Board which consists of ten voting members: the Trumbull and Ashtabula County ESC's superintendents (permanent members), three superintendents from Ashtabula County school districts, three superintendents from Trumbull County school districts and one treasurer from each of the aforementioned counties (non-voting members who must be employed by a participating school district, the fiscal agent, or NEOMIN). The degree of control exercised by any participating school district is limited to its representation on the Governing Board. A copy of NEOMIN's financial statements may be obtained from the Trumbull County Educational Service Center, 347 North Park Avenue, Warren, Ohio 44481.

INSURANCE PURCHASING POOL

Workers' Compensation Group Rating Program

The District participates in a Workers' Compensation Group Rating Program (GRP) administered by Sheakley UniServe, Inc. The intent of the GRP is to achieve the benefit of a reduced premium for the District by virtue of its grouping and representation with other participants in the GRP. The District pays a fee to the GRP to cover the costs of administering the program.

B. Fund Accounting

The District uses funds to maintain its financial records during the year. A fund is defined as a fiscal and accounting entity with a self balancing set of accounts. There are three categories of funds: governmental, proprietary and fiduciary.

GOVERNMENTAL FUNDS

Governmental funds are those through which most governmental functions typically are financed. Governmental fund reporting focuses on the sources, uses and balances of current financial resources. Expendable assets are assigned to the various governmental funds according to the purposes for which they may or must be used. Current liabilities are assigned to the fund from which they will be paid. The difference between governmental fund assets plus deferred outflows of resources and liabilities plus deferred inflows of resources is reported as fund balance. The following is the District's major governmental fund:

General fund - The general fund is used to account for and report all financial resources not accounted for and reported in another fund. The general fund balance is available for any purpose provided it is expended or transferred according to the general laws of Ohio.

**LORDSTOWN LOCAL SCHOOL DISTRICT
TRUMBULL COUNTY, OHIO**

NOTES TO THE BASIC FINANCIAL STATEMENTS
FOR THE FISCAL YEAR ENDED JUNE 30, 2015

NOTE 2 - SUMMARY OF SIGNIFICANT ACCOUNTING POLICIES - (Continued)

Other governmental funds of the District are used to account for (a) financial resources that are restricted, committed, or assigned to expenditures for capital outlays including the acquisition or construction of capital facilities and other capital assets and (b) specific revenue sources that are restricted or committed to an expenditure for specified purposes other than debt service or capital projects and (c) financial resources that are restricted, committed or assigned to expenditures for principal and interest.

PROPRIETARY FUNDS

Proprietary funds are used to account for the District's ongoing activities which are similar to those often found in the private sector. The District has no proprietary funds.

FIDUCIARY FUNDS

Fiduciary fund reporting focuses on net position and changes in net position. The fiduciary fund category is split into four classifications: pension trust funds, investment trust funds, private-purpose trust funds and agency funds. Trust funds are used to account for assets held by the District under a trust agreement for individuals, private organizations, or other governments and are therefore not available to support the District's own programs. The District's only trust fund is a private-purpose trust which accounts for scholarship programs for students. Agency funds are custodial in nature (assets equal liabilities) and do not involve measurement of results of operations. The District's agency fund accounts for student activities.

C. Basis of Presentation and Measurement Focus

Government-wide Financial Statements - The statement of net position and the statement of activities display information about the District as a whole. These statements include the financial activities of the primary government, except for fiduciary funds.

The government-wide statement of activities presents a comparison between direct expenses and program revenues for each function or program of the governmental activities of the District. Direct expenses are those that are specifically associated with a service, program or department and therefore clearly identifiable to a particular function. Program revenues include amounts paid by the recipient of goods or services offered by the program and grants and contributions that are restricted to meeting the operational or capital requirements of a particular program. Revenues not classified as program revenues are presented as general revenues of the District.

The government-wide financial statements are prepared using the economic resources measurement focus. All assets, deferred outflows of resources, liabilities, and deferred inflows of resources associated with the operation of the District are included on the statement of net position.

Fund Financial Statements - Fund financial statements report detailed information about the District. The focus of governmental fund financial statements is on major funds rather than reporting funds by type. Each major fund is presented in a separate column, and all nonmajor funds are aggregated into one column. Fiduciary funds are reported by fund type.

**LORDSTOWN LOCAL SCHOOL DISTRICT
TRUMBULL COUNTY, OHIO**

NOTES TO THE BASIC FINANCIAL STATEMENTS
FOR THE FISCAL YEAR ENDED JUNE 30, 2015

NOTE 2 - SUMMARY OF SIGNIFICANT ACCOUNTING POLICIES - (Continued)

All governmental funds are accounted for using a flow of current financial resources measurement focus. With this measurement focus, only current assets, current deferred outflows of resources and current liabilities and deferred inflows of resources generally are included on the balance sheet. The statement of revenues, expenditures and changes in fund balances reports on the sources (i.e., revenues and other financing sources) and uses (i.e., expenditures and other financing uses) of current financial resources. This approach differs from the manner in which the governmental activities of the government-wide financial statements are prepared. Governmental fund financial statements therefore include a reconciliation with brief explanations to better identify the relationship between the government-wide statements and the statements for governmental funds.

The private-purpose trust fund is reported using the economic resources measurement focus. Agency funds do not report a measurement focus as they do not report operations.

D. Basis of Accounting

Basis of accounting determines when transactions are recorded in the financial records and reported on the financial statements. Government-wide financial statements are prepared using the accrual basis of accounting. Governmental funds use the modified accrual basis of accounting. Fiduciary funds also use the accrual basis of accounting.

Revenues - Exchange and Nonexchange Transactions - Revenue resulting from exchange transactions, in which each party gives and receives essentially equal value, are recorded on the accrual basis when the exchange takes place. On a modified accrual basis, revenue is recorded in the fiscal year in which the resources are measurable and become available. Available means that the resources will be collected within the current fiscal year or are expected to be collected soon enough thereafter to be used to pay liabilities of the current fiscal year. For the District, available means expected to be received within sixty days of fiscal year end.

Nonexchange transactions, in which the District receives value without directly giving equal value in return, include property taxes, grants, entitlements and donations. On an accrual basis, revenue from property taxes is recognized in the fiscal year for which the taxes are levied (See Note 6).

Revenue from grants, entitlements and donations is recognized in the fiscal year in which all eligibility requirements have been satisfied. Eligibility requirements include timing requirements, which specify the year when the resources are required to be used or the fiscal year when use is first permitted, matching requirements, in which the District must provide local resources to be used for a specified purpose, and expenditure requirements, in which the resources are provided to the District on a reimbursement basis. On a modified accrual basis, revenue from nonexchange transactions must also be available before it can be recognized.

Under the modified accrual basis, the following revenue sources are considered to be both measurable and available at fiscal year end: property taxes available as an advance, interest, tuition, grants, student fees and rentals.

**LORDSTOWN LOCAL SCHOOL DISTRICT
TRUMBULL COUNTY, OHIO**

NOTES TO THE BASIC FINANCIAL STATEMENTS
FOR THE FISCAL YEAR ENDED JUNE 30, 2015

NOTE 2 - SUMMARY OF SIGNIFICANT ACCOUNTING POLICIES - (Continued)

Deferred Outflows of Resources and Deferred Inflows of Resources - In addition to assets, the government-wide statement of net position will report a separate section for deferred outflows of resources. Deferred outflows of resources, represents a consumption of net position that applies to a future period and will not be recognized as an outflow of resources (expense/expenditure) until then. For the District, deferred outflows of resources have been reported for the following two items related the District's net pension liability: (1) the difference between expected and actual experience of the pension systems, and (2) the District's contributions to the pension systems subsequent to the measurement date.

In addition to liabilities, both the government-wide statement of net position and the governmental fund financial statements report a separate section for deferred inflows of resources. Deferred inflows of resources represent an acquisition of net position that applies to a future period and will not be recognized as an inflow of resources (revenue) until that time. For the District, deferred inflows of resources include property taxes, payments in lieu of taxes and unavailable revenue. Property taxes and payments in lieu of taxes represent amounts for which there is an enforceable legal claim as of June 30, 2015, but which were levied to finance fiscal year 2016 operations. These amounts have been recorded as a deferred inflow of resources on both the government-wide statement of net position and the governmental fund financial statements. Unavailable revenue is reported only on the governmental funds balance sheet, and represents receivables which will not be collected within the available period. For the District unavailable revenue includes, but is not limited to, delinquent property taxes and intergovernmental grants. These amounts are deferred and recognized as an inflow of resources in the period the amounts become available.

The District also reports a deferred inflow of resources for the net difference between projected and actual earnings on pension plan investments related to the District's net pension liability. This deferred inflow of resources is only reported on the government-wide statement of net position.

Expenses/Expenditures - On the accrual basis of accounting, expenses are recognized at the time they are incurred. The entitlement value of donated commodities received during the year is reported in the statement of revenues, expenditures and changes in fund balances as an expenditure with a like amount reported as intergovernmental revenue.

The measurement focus of governmental fund accounting is on decreases in net financial resources (expenditures) rather than expenses. Expenditures are generally recognized in the accounting period in which the related fund liability is incurred, if measurable. Allocations of cost, such as depreciation and amortization, are not recognized in governmental funds.

**LORDSTOWN LOCAL SCHOOL DISTRICT
TRUMBULL COUNTY, OHIO**

NOTES TO THE BASIC FINANCIAL STATEMENTS
FOR THE FISCAL YEAR ENDED JUNE 30, 2015

NOTE 2 - SUMMARY OF SIGNIFICANT ACCOUNTING POLICIES - (Continued)

E. Budgets

The District is required by State statute to adopt an annual appropriated cash basis budget for all funds. The specific timetable for fiscal year 2015 is as follows:

1. Prior to January 15, the Superintendent and Treasurer submit to the Board of Education a proposed operating budget for the fiscal year commencing the following July 1. The budget includes proposed expenditures and the means of financing for all funds. Public hearings are publicized and conducted to obtain taxpayers' comments. The purpose of this budget document is to reflect the need for existing (or increased) tax rates.
2. By no later than January 20, the Board-adopted budget is filed with the Trumbull County Budget Commission for tax rate determination.
3. Prior to April 1, the Board of Education accepts, by formal resolution, the tax rates as determined by the Budget Commission and receives the Commission's certificate of estimated resources which states the projected revenue of each fund. Prior to July 1, the District must revise its budget so that total contemplated expenditures from any fund during the ensuing year will not exceed the amount stated in the certificate of estimated resources. The revised budget then serves as a basis for the appropriation measure. On or about July 1, the certificate is amended to include any unencumbered balances from the preceding year as reported by the District Treasurer. The certificate may be further amended during the year if projected increases or decreases in revenue are identified by the District Treasurer. The budget figures, as shown in the accompanying budgetary statement, reflect the amounts set forth in the original and final amended certificates issued for fiscal year 2015.
4. By July 1, the annual appropriation resolution is legally enacted by the Board of Education at the fund level of expenditures, which is the legal level of budgetary control. State statute permits a temporary appropriation to be effective until no later than October 1 of each year. Although the legal level of budgetary control was established at the fund level of expenditures, the District has elected to present budgetary comparison statements at the fund and function level of expenditures. Resolution appropriations by fund must be within the estimated resources as certified by the County Budget Commission and the total of expenditures and encumbrances may not exceed the appropriation totals.
5. Any revisions that alter the total of any fund appropriation must be approved by the Board of Education.
6. Formal budgetary integration is employed as a management control device during the year for all funds consistent with the general obligation bond indenture and other statutory provisions. All funds completed the year within the amount of their legally authorized cash basis appropriation.
7. Appropriations amounts are as originally adopted, or as amended by the Board of Education through the year by supplemental appropriations, which either reallocated or increased the original appropriated amounts. All supplemental appropriations were legally enacted by the Board prior to June 30, 2015; however, none of these amendments were significant. The budget figures, as shown in the accompanying budgetary statement, reflect the original and final appropriation amounts including all amendments and modifications.

**LORDSTOWN LOCAL SCHOOL DISTRICT
TRUMBULL COUNTY, OHIO**

NOTES TO THE BASIC FINANCIAL STATEMENTS
FOR THE FISCAL YEAR ENDED JUNE 30, 2015

NOTE 2 - SUMMARY OF SIGNIFICANT ACCOUNTING POLICIES - (Continued)

8. Unencumbered appropriations lapse at year end. Encumbered appropriations are carried forward to the succeeding fiscal year and need not be reappropriated. Expenditures plus encumbrances may not legally exceed budgeted appropriations at the fund level.

F. Cash and Investments

To improve cash management, cash received by the District is pooled in a central bank account. Monies for all funds are maintained in this pool. Individual fund integrity is maintained through the District's records. Each fund's interest in the pool is presented as "equity in pooled cash and cash equivalents" on the basic financial statements.

During fiscal year 2015, the District had no investments. All monies of the cash management pool were maintained in depository accounts.

Under existing Ohio statutes all investment earnings are assigned to the general fund unless statutorily required to be credited to a specific fund. By policy of the Board of Education, investment earnings are assigned to the general fund. Interest revenue credited to the general fund during fiscal year 2015 amounted to \$30, which includes \$11 assigned from other funds.

For presentation on the basic financial statements, investments of the cash management pool and investments with original maturities of three months or less at the time they are purchased by the District are considered to be cash equivalents. Investments with an initial maturity of more than three months are reported as investments.

An analysis of the District's investment account at year end is provided in Note 4.

G. Inventory

On government-wide and fund financial statements, purchased inventories are presented at the lower of cost or market and donated commodities are presented at their entitlement value. Inventories are recorded on a first-in, first-out basis and are expensed/expended when used. Inventories are accounted for using the consumption method.

Inventory consists of expendable supplies held for consumption, donated food and purchased food.

H. Capital Assets

General capital assets result from expenditures in the governmental funds. These assets are reported in the governmental activities column of the government-wide statement of net position, but are not reported in the fund financial statements.

**LORDSTOWN LOCAL SCHOOL DISTRICT
TRUMBULL COUNTY, OHIO**

NOTES TO THE BASIC FINANCIAL STATEMENTS
FOR THE FISCAL YEAR ENDED JUNE 30, 2015

NOTE 2 - SUMMARY OF SIGNIFICANT ACCOUNTING POLICIES - (Continued)

All capital assets are capitalized at cost (or estimated historical cost) and updated for additions and retirements during the year. Donated capital assets are recorded at their fair market values as of the date received. The District maintains a capitalization threshold of \$5,000. Improvements are capitalized; the costs of normal maintenance and repairs that do not add to the value of the asset or materially extend an asset's life are not. The District does not possess infrastructure.

All reported capital assets except land are depreciated. Improvements are depreciated over the remaining useful lives of the related capital assets. Depreciation is computed using the straight-line method over the following useful lives:

| Description | Governmental Activities <u>Estimated Lives</u> |
|----------------------------|--|
| Land improvements | 5 - 20 years |
| Buildings and improvements | 20 - 50 years |
| Furniture and equipment | 5 - 20 years |
| Vehicles | 5 - 10 years |

I. Interfund Balances

On fund financial statements, receivables and payables resulting from short-term interfund loans are classified as "due to/from other funds", and receivables and payables resulting from long-term interfund loans are reported as "loans to/from other funds". These amounts are eliminated in the governmental activities column on the statement of net position. At June 30, 2015, the District had no interfund balances outstanding.

J. Compensated Absences

Compensated absences of the District consist of vacation leave and sick leave to the extent that payments to the employee for these absences are attributable to services already rendered and are not contingent on a specific event that is outside the control of the District and the employee.

In accordance with the provisions of GASB Statement No. 16, "Accounting for Compensated Absences", a liability for vacation leave is accrued if a) the employees' rights to payment are attributable to services already rendered; and b) it is probable that the employer will compensate the employees for the benefits through paid time off or other means, such as cash payment at termination or retirement. An accrual for earned sick leave is made to the extent that it is probable that the benefits will result in termination (severance) benefits. A liability for sick leave is accrued using the vesting method; i.e., the liability is based on the sick leave accumulated at June 30, by those employees who are currently eligible to receive termination (severance) payments, as well as those employees expected to become eligible in the future. For purposes of establishing a liability for sick leave on employees expected to become eligible to retire in the future, all employees with at least five years of service were considered expected to become eligible to retire in accordance with GASB Statement No. 16.

The total liability for vacation and sick leave payments has been calculated using pay rates in effect at June 30, 2015, and reduced to the maximum payment allowed by labor contract and/or statute, plus any applicable additional salary related payments.

The entire compensated absence liability is reported on the government-wide financial statements.

**LORDSTOWN LOCAL SCHOOL DISTRICT
TRUMBULL COUNTY, OHIO**

NOTES TO THE BASIC FINANCIAL STATEMENTS
FOR THE FISCAL YEAR ENDED JUNE 30, 2015

NOTE 2 - SUMMARY OF SIGNIFICANT ACCOUNTING POLICIES - (Continued)

For governmental fund financial statements, the current portion of unpaid compensated absences is the amount expected to be paid using expendable available resources. These amounts are recorded in the account "compensated absences payable" in the fund from which the employees who have accumulated unpaid leave are paid. The noncurrent portion of the liability is not reported.

K. Accrued Liabilities and Long-Term Obligations

All payables, accrued liabilities and long-term obligations are reported in the government-wide financial statements.

In general, governmental fund payables and accrued liabilities that, once incurred, are paid in a timely manner and in full from current financial resources are reported as obligations of the funds. However, claims and judgments and compensated absences that will be paid from governmental funds are reported as a liability in the fund financial statements only to the extent that they are due for payment during the current year. Certificates of participation, notes, and capital lease obligations are recognized as a liability on the fund financial statements when due.

L. Fund Balance

Fund balance is divided into five classifications based primarily on the extent to which the District is bound to observe constraints imposed upon the use of the resources in the governmental funds. The classifications are as follows:

Nonspendable - The nonspendable fund balance classification includes amounts that cannot be spent because they are not in spendable form or legally required to be maintained intact. The "not in spendable form" criterion includes items that are not expected to be converted to cash. It also involves the long-term balance of loans receivable.

Restricted - Fund balance is reported as restricted when constraints are placed on the use of resources that are either externally imposed by creditors (such as through debt covenants), grantors, contributors, or laws or regulations of other governments, or imposed by law through constitutional provisions or enabling legislation.

Committed - The committed fund balance classification includes amounts that can be used only for the specific purposes imposed by a formal action (resolution) of the District Board of Education (the highest level of decision making authority). Those committed amounts cannot be used for any other purpose unless the District Board of Education removes or changes the specified use by taking the same type of action (resolution) it employed to previously commit those amounts. Committed fund balance also incorporates contractual obligations to the extent that existing resources in the fund have been specifically committed for use in satisfying those contractual requirements.

Assigned - Amounts in the assigned fund balance classification are intended to be used by the District for specific purposes but do not meet the criteria to be classified as restricted nor committed. In governmental funds other than the general fund, assigned fund balance represents the remaining amount that is not restricted or committed. In the general fund, assigned amounts represent intended uses established by policies of the District Board of Education, which includes giving the Treasurer the authority to constrain monies for intended purposes.

**LORDSTOWN LOCAL SCHOOL DISTRICT
TRUMBULL COUNTY, OHIO**

NOTES TO THE BASIC FINANCIAL STATEMENTS
FOR THE FISCAL YEAR ENDED JUNE 30, 2015

NOTE 2 - SUMMARY OF SIGNIFICANT ACCOUNTING POLICIES - (Continued)

Unassigned - Unassigned fund balance is the residual classification for the general fund and includes all spendable amounts not contained in the other classifications. In other governmental funds, the unassigned classification is only used to report a deficit fund balance resulting from overspending for specific purposes for which amounts had been restricted, committed, or assigned.

The District applies restricted resources first when expenditures are incurred for purposes for which restricted and unrestricted (committed, assigned, and unassigned) fund balance is available. Similarly, within unrestricted fund balance, committed amounts are reduced first followed by assigned, and then unassigned amounts when expenditures are incurred for purposes for which amounts in any of the unrestricted fund balance classifications could be used.

M. Net Position

Net position represents the difference between assets and deferred outflows and liabilities and deferred inflows. The net position component "net investment in capital assets," consists of capital assets, net of accumulated depreciation, reduced by the outstanding balances of any borrowing used for the acquisition, construction or improvement of those assets. Deferred outflows of resources and deferred inflows of resources that are attributable to the acquisition, construction or improvement of those assets or related debt also should be included in this component of net position. Net position is reported as restricted when there are limitations imposed on its use either through the enabling legislation adopted by the District or through external restrictions imposed by creditors, grantors or laws or regulations of other governments.

The District applies restricted resources first when an expense is incurred for purposes for which both restricted and unrestricted net position is available.

N. Prepayments

Certain payments to vendors reflect the costs applicable to future accounting periods and are recorded as prepaid items in both government-wide and fund financial statements. These items are reported as assets on the balance sheet using the consumption method. A current asset for the prepaid amounts is recorded at the time of the purchase and the expenditure/expense is reported in the year in which services are consumed. The District had no prepayments at June 30, 2015.

O. Estimates

The preparation of the basic financial statements in conformity with GAAP requires management to make estimates and assumptions that affect the amounts reported in the basic financial statements and accompanying notes. Actual results may differ from those estimates.

P. Interfund Activity

Exchange transactions between funds are reported as revenues in the seller funds and as expenditures/expenses in the purchaser funds. Flows of cash or goods from one fund to another without a requirement for repayment are reported as interfund transfers. Interfund transfers are reported as other financing sources/uses in governmental funds. Repayments from funds responsible for particular expenditures/expenses to the funds that initially paid for them are not presented on the basic financial statements.

**LORDSTOWN LOCAL SCHOOL DISTRICT
TRUMBULL COUNTY, OHIO**

NOTES TO THE BASIC FINANCIAL STATEMENTS
FOR THE FISCAL YEAR ENDED JUNE 30, 2015

NOTE 2 - SUMMARY OF SIGNIFICANT ACCOUNTING POLICIES - (Continued)

Q. Pensions

For purposes of measuring the net pension liability, deferred outflows of resources and deferred inflows of resources related to pensions, and pension expense, information about the fiduciary net position of the pension plans and additions to/deductions from their fiduciary net position have been determined on the same basis as they are reported by the pension systems. For this purpose, benefit payments (including refunds of employee contributions) are recognized when due and payable in accordance with the benefit terms. The pension systems report investments at fair value.

R. Extraordinary and Special Items

Extraordinary items are transactions or events that are both unusual in nature and infrequent in occurrence. Special items are transactions or events that are within the control of the Board of Education and that are either unusual in nature or infrequent in occurrence. Neither type of transaction occurred during fiscal year 2015.

NOTE 3 - ACCOUNTABILITY AND COMPLIANCE

A. Change in Accounting Principles/Restatement of Net Position

For fiscal year 2015, the District has implemented GASB Statement No. 68, "Accounting and Financial Reporting for Pensions - an Amendment of GASB Statement No. 27", GASB Statement No. 69 "Government Combinations and Disposals of Government Operations", and GASB Statement No. 71, "Pension Transition for Contributions Made Subsequent to the Measurement Date - an Amendment of GASB Statement No. 68".

GASB Statement No. 69 establishes accounting and financial reporting standards related to government combinations and disposals of government operations. The Statement improves the decision usefulness of financial reporting by requiring that disclosures be made by governments about combination arrangements in which they engage and for disposals of government operations. The implementation of GASB Statement No. 69 did not have an effect on the financial statements of the District.

GASB Statement No. 68 improves the accounting and financial reporting by state and local governments for pensions. It also improves information provided by state and local governmental employers about financial support for pensions that is provided by other entities. The implementation of GASB Statement No. 68 affected the District's pension plan disclosures, as presented in Note 14 to the financial statements, and added required supplementary information which is presented on pages 59-65.

GASB Statement No. 71 improves the accounting and financial reporting by addressing an issue in GASB Statement No. 68, concerning transition provisions related to certain pension contributions made to defined benefit pension plans prior to implementation of that Statement by employers and nonemployer contributing entities.

**LORDSTOWN LOCAL SCHOOL DISTRICT
TRUMBULL COUNTY, OHIO**

NOTES TO THE BASIC FINANCIAL STATEMENTS
FOR THE FISCAL YEAR ENDED JUNE 30, 2015

NOTE 3 - ACCOUNTABILITY AND COMPLIANCE - (Continued)

A net position restatement is required in order to implement GASB Statement No 68 and 71. The governmental activities at July 1, 2014 have been restated as follows:

| | Governmental Activities |
|--|----------------------------|
| Net position as previously reported | \$ 2,549,600 |
| Deferred outflows - payments subsequent to measurement date | 414,990 |
| Net pension liability | (8,204,835) |
| Restated net position at July 1, 2014 | \$ (5,240,245) |

Other than employer contributions subsequent to the measurement date, the District made no restatement for deferred inflows/outflows of resources as the information needed to generate these restatements was not available. The restatement had no effect on fund balances.

B. Deficit Fund Balances

Fund balances at June 30, 2015 included the following individual fund deficits:

| <u>Nonmajor funds</u> | <u>Deficit</u> |
|-----------------------|----------------|
| IDEA Part B | \$ 6,047 |
| Title I | 2,152 |

The general fund is liable for any deficit in this fund and provides transfers when cash is required, not when accruals occur. The deficit fund balance resulted from adjustments for accrued liabilities.

NOTE 4 - DEPOSITS

State statutes classify monies held by the District into three categories.

Active deposits are public deposits necessary to meet current demands on the treasury. Such monies must be maintained either as cash in the District treasury, in commercial accounts payable or withdrawable on demand, including negotiable order of withdrawal (NOW) accounts, or in money market deposit accounts.

Inactive deposits are public deposits that the Governing Board has identified as not required for use within the current five year period of designation of depositories. Inactive deposits must either be evidenced by certificates of deposit maturing not later than the end of the current period of designation of depositories, or by savings or deposit accounts including, but not limited to, passbook accounts.

Interim deposits are deposits of interim monies. Interim monies are those monies which are not needed for immediate use, but which will be needed before the end of the current period of designation of depositories.

**LORDSTOWN LOCAL SCHOOL DISTRICT
TRUMBULL COUNTY, OHIO**

NOTES TO THE BASIC FINANCIAL STATEMENTS
FOR THE FISCAL YEAR ENDED JUNE 30, 2015

NOTE 4 - DEPOSITS - (Continued)

Interim deposits must be evidenced by time certificates of deposit maturing not more than one year from the date of deposit or by savings or deposit accounts including passbook accounts.

Interim monies may be deposited or invested in the following securities:

1. United States Treasury Notes, Bills, Bonds, or any other obligation or security issued by the United States Treasury or any other obligation guaranteed as to principal and interest by the United States;
2. Bonds, notes, debentures, or any other obligations or securities issued by any federal government agency or instrumentality, including, but not limited to, the Federal National Mortgage Association, Federal Home Loan Bank, Federal Farm Credit Bank, Federal Home Loan Mortgage Corporation, Government National Mortgage Association, and Student Loan Marketing Association. All federal agency securities shall be direct issuances of federal government agencies or instrumentalities;
3. Written repurchase agreements in the securities listed above provided that the market value of the securities subject to the repurchase agreement must exceed the principal value of the agreement by at least two percent and be marked to market daily, and that the term of the agreement must not exceed thirty days;
4. Bonds and other obligations of the State of Ohio;
5. No-load money market mutual funds consisting exclusively of obligations described in items 1 or 2 above and repurchase agreements secured by such obligations, provided that investments in securities described in this division are made only through eligible institutions;
6. The State Treasury Asset Reserve of Ohio (STAR Ohio) investment pool;
7. Certain banker's acceptance and commercial paper notes for a period not to exceed one-hundred-eighty days from the purchase date in an amount not to exceed twenty-five percent of the interim monies available for investment at any one time; and,
8. Under limited circumstances, corporate note interests rated in either of the two highest classifications by at least two nationally recognized rating agencies.

Protection of the District's deposits is provided by the Federal Deposit Insurance Corporation (FDIC), by eligible securities pledged by the financial institution as security for repayment, by surety company bonds deposited with the Treasurer by the financial institution or by a single collateral pool established by the financial institution to secure the repayment of all public monies deposited with the institution.

Investments in stripped principal or interest obligations, reverse repurchase agreements and derivatives are prohibited. The issuance of taxable notes for the purpose of arbitrage, the use of leverage and short selling are also prohibited. An investment must mature within five years from the date of purchase unless matched to a specific obligation or debt of the District and must be purchased with the expectation that it will be held to maturity. Investments may only be made through specified dealers and institutions. Payment for investments may be made only upon delivery of the securities representing the investments to the Treasurer or, if the securities are not represented by a certificate, upon receipt of confirmation of transfer from the custodian.

**LORDSTOWN LOCAL SCHOOL DISTRICT
TRUMBULL COUNTY, OHIO**

NOTES TO THE BASIC FINANCIAL STATEMENTS
FOR THE FISCAL YEAR ENDED JUNE 30, 2015

NOTE 4 - DEPOSITS - (Continued)

A. Deposits with Financial Institutions

At June 30, 2015, the carrying amount of all District deposits was \$416,145. Based on the criteria described in GASB Statement No. 40, “Deposits and Investment Risk Disclosures”, as of June 30, 2015, \$220,272 of the District’s bank balance of \$470,272 was exposed to custodial risk as discussed below, while \$250,000 was covered by the FDIC.

Custodial credit risk is the risk that, in the event of bank failure, the District’s deposits may not be returned. All deposits are collateralized with eligible securities in amounts equal to at least 105% of the carrying value of the deposits. Such collateral, as permitted by the Ohio Revised Code, is held in single financial institution collateral pools at Federal Reserve Banks, or at member banks of the federal reserve system, in the name of the respective depository bank and pledged as a pool of collateral against all of the public deposits it holds or as specific collateral held at the Federal Reserve Bank in the name of the District. The District has no deposit policy for custodial credit risk beyond the requirements of State statute. Although the securities were held by the pledging institutions’ trust department and all statutory requirements for the deposit of money had been followed, noncompliance with federal requirements could potentially subject the District to a successful claim by the FDIC.

B. Reconciliation of Cash to the Statement of Net Position

The following is a reconciliation of cash and investments as reported in the note disclosure above to cash and investments as reported on the statement of net position as of June 30, 2015:

| | |
|---|-------------------|
| <u>Cash per note disclosure</u> | |
| Carrying amount of deposits | <u>\$ 416,145</u> |
| <u>Cash per statement of net position</u> | |
| Governmental activities | \$ 391,091 |
| Private purpose trust fund | 5,877 |
| Agency fund | <u>19,177</u> |
| Total | <u>\$ 416,145</u> |

NOTE 5 - INTERFUND TRANSACTIONS

Interfund transfers for the year ended June 30, 2015, consisted of the following, as reported on the fund financial statements:

| | |
|--|-------------------|
| <u>Transfers to nonmajor governmental fund from:</u> | <u>Amount</u> |
| General fund | <u>\$ 147,594</u> |

Transfers are used to move revenues from the fund that statute or budget required to collect them to the fund that statute or budget requires to expend them and to use unrestricted revenues collected in the general fund to finance various programs accounted for in other funds in accordance with budgetary authorizations.

Interfund transfers between governmental funds are eliminated for reporting in the statement of activities.

**LORDSTOWN LOCAL SCHOOL DISTRICT
TRUMBULL COUNTY, OHIO**

**NOTES TO THE BASIC FINANCIAL STATEMENTS
FOR THE FISCAL YEAR ENDED JUNE 30, 2015**

NOTE 5 - INTERFUND TRANSACTIONS - (Continued)

All transfers were made in compliance with Ohio Revised Code Sections 5705.14, 5705.15 and 5705.16.

NOTE 6 - PROPERTY TAXES

Property taxes are levied and assessed on a calendar year basis while the District fiscal year runs from July through June. First half tax collections are received by the District in the second half of the fiscal year. Second half tax distributions occur in the first half of the following fiscal year.

Property taxes include amounts levied against all real property and public utility property. Real property tax revenues received in calendar year 2015 represent the collection of calendar year 2014 taxes. Real property taxes received in calendar year 2015 were levied after April 1, 2014, on the assessed values as of January 1, 2014, the lien date. Assessed values for real property taxes are established by State statute at 35 percent of appraised market value. Real property taxes are payable annually or semiannually. If paid annually, payment is due December 31; if paid semiannually, the first payment is due December 31, with the remainder payable by June 20. Under certain circumstances, State statute permits alternate payment dates to be established. Public utility property tax revenues received in calendar year 2015 represent the collection of calendar year 2014 taxes. Public utility real and personal property taxes received in calendar year 2015 became a lien on December 31, 2013, were levied after April 1, 2014, and are collected with real property taxes. Public utility real property is assessed at 35 percent of true value; public utility tangible personal property is currently assessed at varying percentages of true value.

The District receives property taxes from Trumbull County. The County Auditor periodically advances to the District its portion of the taxes collected. Second-half real property tax payments collected by the County by June 30, 2015, are available to finance fiscal year 2015 operations. The amount available as an advance at June 30, 2015 was \$114,188 in the general fund. This amount is recorded as revenue. The amount available for advance at June 30, 2014 was \$4,647 in the general fund and \$67 in the bond retirement fund. The amount of second-half real property taxes available for advance at fiscal year-end can vary based on the date the tax bills are sent.

Accrued property taxes receivable includes real property, public utility property and delinquent tangible personal property taxes which are measurable as of June 30, 2015 and for which there is an enforceable legal claim. Although total property tax collections for the next fiscal year are measurable, only the amount of real property taxes available as an advance at June 30 was levied to finance current fiscal year operations and is reported as revenue at fiscal year-end. The portion of the receivable not levied to finance current fiscal year operations is offset by a credit to deferred inflows.

On the accrual basis of accounting, collectible delinquent property taxes have been recorded as a receivable and revenue, while on a modified accrual basis of accounting the revenue has been reported as a deferred inflow.

**LORDSTOWN LOCAL SCHOOL DISTRICT
TRUMBULL COUNTY, OHIO**

NOTES TO THE BASIC FINANCIAL STATEMENTS
FOR THE FISCAL YEAR ENDED JUNE 30, 2015

NOTE 6 - PROPERTY TAXES - (Continued)

The assessed values upon which the fiscal year 2015 taxes were collected are:

| | 2014 Second Half Collections | | 2015 First Half Collections | |
|---|---------------------------------|----------------|--------------------------------|----------------|
| | <u>Amount</u> | <u>Percent</u> | <u>Amount</u> | <u>Percent</u> |
| Agricultural/residential and other real estate | \$ 86,849,320 | 88.11 | \$ 86,608,400 | 86.63 |
| Public utility personal | <u>11,720,030</u> | <u>11.89</u> | <u>13,372,300</u> | <u>13.37</u> |
| Total | <u>\$ 98,569,350</u> | <u>100.00</u> | <u>\$ 99,980,700</u> | <u>100.00</u> |
| Tax rate per \$1,000 of assessed valuation | \$42.90 | | \$45.20 | |

NOTE 7 - RECEIVABLES

Receivables at June 30, 2015 consisted of property taxes, payment in lieu of taxes, accounts and intergovernmental grants and entitlements. All receivables are considered collectible in full due to the ability to foreclose for the nonpayment of taxes, the stable condition of State programs, and the current year guarantee of federal funds. A summary of the principal items of receivables reported on the statement of net position follows:

| <u>Governmental activities:</u> | <u>Amount</u> |
|---------------------------------|---------------------|
| Property taxes | \$ 3,465,514 |
| Payment in lieu of taxes | 35,000 |
| Intergovernmental | 97,629 |
| Accounts | <u>602</u> |
| Total | <u>\$ 3,598,745</u> |

Receivables have been disaggregated on the face of the basic financial statements. All receivables are expected to be collected within the subsequent year.

**LORDSTOWN LOCAL SCHOOL DISTRICT
TRUMBULL COUNTY, OHIO**

NOTES TO THE BASIC FINANCIAL STATEMENTS
FOR THE FISCAL YEAR ENDED JUNE 30, 2015

NOTE 8 - CAPITAL ASSETS

Capital asset activity for the fiscal year ended June 30, 2015 was as follows:

| <u>Governmental activities:</u> | Balance <u>06/30/14</u> | <u>Additions</u> | <u>Deletions</u> | Balance <u>06/30/15</u> |
|--|----------------------------|---------------------|------------------|----------------------------|
| <i>Capital assets, not being depreciated:</i> | | | | |
| Land | \$ 543,600 | \$ - | \$ - | \$ 543,600 |
| <i>Total capital assets, not being depreciated</i> | <u>543,600</u> | <u>-</u> | <u>-</u> | <u>543,600</u> |
| <i>Capital assets, being depreciated:</i> | | | | |
| Land improvements | 973,872 | - | - | 973,872 |
| Buildings and improvements | 17,667,769 | - | - | 17,667,769 |
| Equipment and furniture | 292,788 | - | - | 292,788 |
| Vehicles | 703,054 | - | - | 703,054 |
| <i>Total capital assets, being depreciated</i> | <u>19,637,483</u> | <u>-</u> | <u>-</u> | <u>19,637,483</u> |
| <i>Less: accumulated depreciation:</i> | | | | |
| Land improvements | (887,089) | (15,215) | - | (902,304) |
| Buildings and improvements | (14,159,845) | (305,074) | - | (14,464,919) |
| Equipment and furniture | (235,644) | (10,437) | - | (246,081) |
| Vehicles | (559,027) | (33,086) | - | (592,113) |
| <i>Total accumulated depreciation</i> | <u>(15,841,605)</u> | <u>(363,812)</u> | <u>-</u> | <u>(16,205,417)</u> |
| Total capital assets, net | <u>\$ 4,339,478</u> | <u>\$ (363,812)</u> | <u>\$ -</u> | <u>\$ 3,975,666</u> |

Depreciation expense was charged to governmental functions as follows:

| | |
|----------------------------|-------------------|
| <u>Instruction:</u> | |
| Regular | \$ 230,367 |
| Vocational | 64,484 |
| <u>Support services:</u> | |
| Administration | 2,630 |
| Operations and maintenance | 26,163 |
| Pupil transportation | 36,320 |
| Extracurricular activities | 640 |
| Food service operations | <u>3,208</u> |
| Total depreciation expense | <u>\$ 363,812</u> |

**LORDSTOWN LOCAL SCHOOL DISTRICT
TRUMBULL COUNTY, OHIO**

NOTES TO THE BASIC FINANCIAL STATEMENTS
FOR THE FISCAL YEAR ENDED JUNE 30, 2015

NOTE 9 - CAPITAL LEASE - LESSEE DISCLOSURE

During a prior year, the District entered into a capital lease for two school buses. This lease agreement meets the criteria of capital lease as defined by GASB which defines a capital lease generally as one which transfers benefits and risks of ownership to the lessee. Capital lease payments have been reclassified and are reflected as debt service expenditures in the financial statements for the governmental funds. These expenditures are reported as function expenditures on the budgetary statements.

Capital assets consisting of vehicles have been capitalized in the amount of \$152,410. This amount represents the present value of the minimum lease payments at the time of the inception of the lease and the acquisition of the assets. Accumulated depreciation as of June 30, 2015 was \$47,628 and the book value was \$104,782. A corresponding liability is recorded in the government-wide financial statements. Principal and interest payments in fiscal year 2015 totaled \$29,486 and \$2,988, respectively, and were paid out of the general fund. This lease carries an interest rate of 3.27%.

The following is a schedule of the future long-term minimum lease payments required under the capital lease and the present value of the future minimum lease payments as of June 30, 2015:

| <u>Fiscal Year Ending June 30</u> | <u>Amount</u> |
|------------------------------------|------------------|
| 2016 | \$ 32,474 |
| 2017 | <u>32,475</u> |
| Total | 64,949 |
| Less: amount representing interest | <u>(3,052)</u> |
| Present value | <u>\$ 61,897</u> |

NOTE 10 - LONG-TERM OBLIGATIONS

A. Energy Conservation Notes

The current obligation notes outstanding, issued to provide funds for energy improvements to District buildings, is a general obligation of the District for which the full faith and credit of the District is pledged for repayment. Payments of principal and interest relating to this liability are recorded as expenditures in the bond retirement debt service fund.

The following is a description of the District's notes outstanding as of June 30, 2015:

| | <u>Interest Rates</u> | <u>Maturity Date</u> | <u>Balance 06/30/14</u> | <u>Additions</u> | <u>Reductions</u> | <u>Balance 06/30/15</u> | <u>Amount Due in One Year</u> |
|---------------------|-----------------------|----------------------|-------------------------|------------------|---------------------|-------------------------|-------------------------------|
| HB 264 energy notes | 3.95-5.99% | Various | \$ <u>125,363</u> | \$ <u>-</u> | \$ <u>(125,363)</u> | \$ <u>-</u> | \$ <u>-</u> |

**LORDSTOWN LOCAL SCHOOL DISTRICT
TRUMBULL COUNTY, OHIO**

NOTES TO THE BASIC FINANCIAL STATEMENTS
FOR THE FISCAL YEAR ENDED JUNE 30, 2015

NOTE 10 - LONG-TERM OBLIGATIONS - (Continued)

During fiscal year 2015 principal retirement payments of \$125,363 were made. As of June 30, 2015 the balance of the notes was \$0 and no future payments are required.

B. Certificates of Participation

The certificates of participation (COPs) were issued to repay an OASBO lease purchase agreement. The COPs range in interest rates from 2.75-5.50% and mature in fiscal year 2032.

The following is a summary of the District's future annual debt service requirements to maturity for the certificates of participation:

| Fiscal Year Ending June 30. | Certificates of Participation | | |
|--------------------------------|-------------------------------|-------------------|---------------------|
| | Principal | Interest | Total |
| 2016 | \$ 65,000 | \$ 81,343 | \$ 146,343 |
| 2017 | 65,000 | 78,743 | 143,743 |
| 2018 | 70,000 | 76,043 | 146,043 |
| 2019 | 75,000 | 73,143 | 148,143 |
| 2020 | 75,000 | 69,909 | 144,909 |
| 2021 - 2025 | 430,000 | 289,552 | 719,552 |
| 2026 - 2030 | 565,000 | 155,514 | 720,514 |
| 2031 - 2032 | 270,000 | 15,126 | 285,126 |
| Total | <u>\$ 1,615,000</u> | <u>\$ 839,373</u> | <u>\$ 2,454,373</u> |

C. Summary of Long-Term Obligations

During the fiscal year ended June 30, 2015, the following changes occurred in the governmental activities long-term obligations. The long-term obligations at June 30, 2014 was restated as described in Note 3.A.

| Governmental activities: | Restated | Additions | Reductions | Balance | Amount |
|---------------------------------|----------------------|-------------------|-----------------------|---------------------|-------------------|
| | Balance | | | 06/30/15 | Due in |
| | 06/30/14 | | | 06/30/15 | One Year |
| Energy conservation notes | \$ 125,363 | \$ - | \$ (125,363) | \$ - | \$ - |
| Certificates of participation | 1,680,000 | - | (65,000) | 1,615,000 | 65,000 |
| Capital lease obligation | 91,383 | - | (29,486) | 61,897 | 30,450 |
| Net pension liability | 8,204,835 | - | (1,296,396) | 6,908,439 | - |
| Compensated absences | 247,524 | 124,654 | (91,449) | 280,729 | 65,468 |
| Total long-term obligations | <u>\$ 10,349,105</u> | <u>\$ 124,654</u> | <u>\$ (1,607,694)</u> | <u>\$ 8,866,065</u> | <u>\$ 160,918</u> |

See Note 14 for detail on the net pension liability.

See Note 9 for detailed information on the capital lease obligation. Compensated absences will be paid out of the fund from which the employee is paid, which is primarily the general fund.

**LORDSTOWN LOCAL SCHOOL DISTRICT
TRUMBULL COUNTY, OHIO**

NOTES TO THE BASIC FINANCIAL STATEMENTS
FOR THE FISCAL YEAR ENDED JUNE 30, 2015

NOTE 10 - LONG-TERM OBLIGATIONS - (Continued)

D. Legal Debt Margins

The Ohio Revised Code provides that voted net general obligation debt of the District shall never exceed 9% of the total assessed valuation of the District. The code further provides that unvoted indebtedness shall not exceed 1/10 of 1% of the property valuation of the District. The code additionally states that unvoted indebtedness related to energy conservation debt shall not exceed 9/10 of 1% of the property valuation of the District.

The assessed valuation used in determining the District's legal debt margins has been modified by House Bill 530, which became effective March 30, 2006. In accordance with House Bill 530, the assessed valuation used in the District's legal debt margin calculations excluded tangible personal property used in business, telephone or telegraph property, interexchange telecommunications company property and personal property owned or leased by a railroad company and used in railroad operations.

The effects of these debt limitations at June 30, 2015 are a legal voted debt margin of \$9,021,965 (including available funds of \$23,702), a legal unvoted debt margin of \$99,981, and a legal energy conservation debt margin of \$899,826.

NOTE 11 - TAX ANTICIPATION NOTES

On January 15, 2015, the District issued short-term tax anticipation notes (Series 2015) for the purpose of cash flow borrowing. Issuance proceeds totaled \$350,000 and carried an interest rate of 3.25%. Principal and interest payments on the tax anticipation notes were made on June 24, 2015, out of the general fund.

| | Balance 6/30/2014 | Additions | Reductions | Balance 6/30/2015 |
|-------------------------------------|----------------------|------------|--------------|----------------------|
| Tax Anticipation Notes, Series 2015 | \$ - | \$ 350,000 | \$ (350,000) | \$ - |

NOTE 12 - EMPLOYEE BENEFITS

Compensated Absences

The criteria for determining vacation and sick leave components are derived from negotiated agreements and State laws. Certified employees do not earn vacation time. Noncertified employees who are in service for not less than twelve months each year after service of a least one contract year, are entitled to earn vacation according to the following schedule:

| Years of Service | Days of Vacation |
|------------------|------------------|
| 1 to 9 | 10 |
| 10 to 14 | 15 |
| 15 and up | 20 |

Upon retirement, full-time employees are entitled to the following severance payments:

**LORDSTOWN LOCAL SCHOOL DISTRICT
TRUMBULL COUNTY, OHIO**

NOTES TO THE BASIC FINANCIAL STATEMENTS
FOR THE FISCAL YEAR ENDED JUNE 30, 2015

NOTE 12 - EMPLOYEE BENEFITS – (Continued)

Certified and noncertified employees who have accrued at least 270 days of sick leave and used ten or less sick days in the final two years of employment with the District shall receive a payment equal to ninety days. Otherwise, the employees shall receive a payment of one-third of their unused sick leave up to a maximum of seventy days.

Certified employees must have at least five years of service with the District to receive severance pay.

NOTE 13 - RISK MANAGEMENT

A. Comprehensive

The District maintains comprehensive insurance coverage with private carriers for liability, real property, building contents, boiler/machinery and vehicles. Vehicle policies include liability coverage for bodily injury and property damage. In addition, real property contents are 90% coinsured. The following is a description of the District’s insurance coverage:

| <u>Coverage</u> | <u>Insurer</u> | <u>Limits of Coverage</u> | <u>Deductible</u> |
|----------------------|------------------|---------------------------|-------------------|
| General liability: | Ohio School Plan | | |
| Each occurrence | | \$ 2,000,000 | \$2,500 |
| Aggregate | | 4,000,000 | 0 |
| Property | Ohio School Plan | 51,009,123 | 1,000 |
| Fleet: | Ohio School Plan | | |
| Comprehensive | | Actual Cash Value | 1,000/250 |
| Collision | | Actual Cash Value | 1,000/250 |
| Boiler and machinery | Ohio School Plan | 51,009,123 | 1,000 |

Settled claims resulting from these risks have not exceeded commercial insurance coverage in any of the past three fiscal years. There has been no significant reduction in coverage from the prior year.

B. Employee Group Medical, Dental, and Vision Insurance

The District provides employees medical and dental benefits through fully insured plans with commercial insurance carriers. The District’s medical plan, administered by Medical Mutual, is a high deductible plan with a Health Savings Account for pre tax dollars to pay for deductibles. The deductibles for fiscal year 2015 are \$1,500 for single coverage and \$3,000 for family coverage. The District Board of Education is funding these accounts at 100% for 3 years. The premium rates for the plan were \$625.05 for single coverage, \$1,374.61 for employees/spouse coverage, \$1,055.52 for employee/dependent coverage and \$1,861.06 for family coverage.

The District provides dental coverage for its employees on a self-insured basis through Self Funded, Inc. The District pays \$4.50 per employee per month. The District is billed bi-weekly for any claims during the period. A warrant check is sent to Self Funded Inc., who distributes the payments to the providers. The District accounts for this self-insurance activity in the general fund.

**LORDSTOWN LOCAL SCHOOL DISTRICT
TRUMBULL COUNTY, OHIO**

NOTES TO THE BASIC FINANCIAL STATEMENTS
FOR THE FISCAL YEAR ENDED JUNE 30, 2015

NOTE 13 - RISK MANAGEMENT - (Continued)

The District also provides vision coverage for its employees on a self-insured basis through Self Funded, Inc. The District pays \$2.00 per employee per month. The District is billed bi-weekly for any claims during the period, which is included with the bill for dental insurance claims. A warrant check is sent to Self Funded, Inc. along with the warrant check for dental insurance claims, who distributes the payments to the providers. The District accounts for this self-insurance activity in the general fund.

The claims liability for dental and vision self-insurance of \$11,135 reported in the general fund at June 30, 2015 is based on an estimate provided by the third party administrator and the requirements of GASB Statement No. 10, "Accounting and Financial Reporting for Risk Financing and Related Insurance Issues", and as amended by GASB Statement No. 30, "Risk Financing Omnibus", which requires that a liability for unpaid claims costs, including estimates of costs relating to incurred, but not reported claims, be accrued at the estimated ultimate cost of settling the claim. Claims activity for the current and prior fiscal years follows:

| <u>Fiscal Year</u> | <u>Beginning Balance</u> | <u>Current Year Claims</u> | <u>Claims Payments</u> | <u>Ending Balance</u> |
|------------------------|------------------------------|--------------------------------|----------------------------|---------------------------|
| 2015 | \$ 10,318 | \$ 84,889 | \$ (84,072) | \$ 11,135 |
| 2014 | 2,651 | 88,187 | (80,520) | 10,318 |

C. Workers' Compensation

For fiscal year 2015, the District participated in a Workers' Compensation Group Rating Program (GRP). The intent of the GRP is to achieve the benefit of a reduced premium for the District by virtue of its grouping and representation with other participants in the GRP. The workers' compensation experience of the participating school districts is tiered into groups based upon past workers' compensation experience. Within each tiered group, a common premium rate is applied to all school districts within that group. Each participant pays its workers' compensation premium to the state based on the rate for the GRP rather than its individual rate. Total savings are then calculated and each participant's individual performance is compared to the overall savings percentage of their tiered group. Participation in the GRP is limited to school districts that can meet the GRP's selection criteria. The firm of Sheakley UniServe, Inc. provides administrative, cost control and actuarial services to the GRP.

NOTE 14 - DEFINED BENEFIT PENSION PLANS

Net Pension Liability

The net pension liability reported on the statement of net position represents a liability to employees for pensions. Pensions are a component of exchange transactions—between an employer and its employees—of salaries and benefits for employee services. Pensions are provided to an employee—on a deferred-payment basis—as part of the total compensation package offered by an employer for employee services each financial period. The obligation to sacrifice resources for pensions is a present obligation because it was created as a result of employment exchanges that already have occurred.

**LORDSTOWN LOCAL SCHOOL DISTRICT
TRUMBULL COUNTY, OHIO**

NOTES TO THE BASIC FINANCIAL STATEMENTS
FOR THE FISCAL YEAR ENDED JUNE 30, 2015

NOTE 14 - DEFINED BENEFIT PENSION PLANS - (Continued)

The net pension liability represents the District’s proportionate share of each pension plan’s collective actuarial present value of projected benefit payments attributable to past periods of service, net of each pension plan’s fiduciary net position. The net pension liability calculation is dependent on critical long-term variables, including estimated average life expectancies, earnings on investments, cost of living adjustments and others. While these estimates use the best information available, unknowable future events require adjusting this estimate annually.

Ohio Revised Code limits the District’s obligation for this liability to annually required payments. The District cannot control benefit terms or the manner in which pensions are financed; however, the District does receive the benefit of employees’ services in exchange for compensation including pension.

GASB 68 assumes the liability is solely the obligation of the employer, because (1) they benefit from employee services; and (2) State statute requires all funding to come from these employers. All contributions to date have come solely from these employers (which also includes costs paid in the form of withholdings from employees). State statute requires the pension plans to amortize unfunded liabilities within 30 years. If the amortization period exceeds 30 years, each pension plan’s board must propose corrective action to the State legislature. Any resulting legislative change to benefits or funding could significantly affect the net pension liability. Resulting adjustments to the net pension liability would be effective when the changes are legally enforceable.

The proportionate share of each plan’s unfunded benefits is presented as a long-term *net pension liability* on the accrual basis of accounting. Any liability for the contractually-required pension contribution outstanding at the end of the year is included in *pension and postemployment benefits payable* on both the accrual and modified accrual bases of accounting.

Plan Description - School Employees Retirement System (SERS)

Plan Description –District non-teaching employees participate in SERS, a cost-sharing multiple-employer defined benefit pension plan administered by SERS. SERS provides retirement, disability and survivor benefits, annual cost-of-living adjustments, and death benefits to plan members and beneficiaries. Authority to establish and amend benefits is provided by Ohio Revised Code Chapter 3309. SERS issues a publicly available, stand-alone financial report that includes financial statements, required supplementary information and detailed information about SERS’ fiduciary net position. That report can be obtained by visiting the SERS website at www.ohsers.org under Employers/Audit Resources.

Age and service requirements for retirement are as follows:

| | Eligible to Retire on or before August 1, 2017 * | Eligible to Retire on or after August 1, 2017 |
|------------------------------|---|--|
| Full Benefits | Any age with 30 years of service credit | Age 67 with 10 years of service credit; or Age 57 with 30 years of service credit |
| Actuarially Reduced Benefits | Age 60 with 5 years of service credit Age 55 with 25 years of service credit | Age 62 with 10 years of service credit; or Age 60 with 25 years of service credit |

* Members with 25 years of service credit as of August 1, 2017, will be included in this plan.

**LORDSTOWN LOCAL SCHOOL DISTRICT
TRUMBULL COUNTY, OHIO**

NOTES TO THE BASIC FINANCIAL STATEMENTS
FOR THE FISCAL YEAR ENDED JUNE 30, 2015

NOTE 14 - DEFINED BENEFIT PENSION PLANS - (Continued)

Annual retirement benefits are calculated based on final average salary multiplied by a percentage that varies based on year of service; 2.2 percent for the first thirty years of service and 2.5 percent for years of service credit over 30. Final average salary is the average of the highest three years of salary.

One year after an effective benefit date, a benefit recipient is entitled to a three percent cost-of-living adjustment (COLA). This same COLA is added each year to the base benefit amount on the anniversary date of the benefit.

Funding Policy – Plan members are required to contribute 10 percent of their annual covered salary and the District is required to contribute 14 percent of annual covered payroll. The contribution requirements of plan members and employers are established and may be amended by the SERS' Retirement Board up to statutory maximum amounts of 10 percent for plan members and 14 percent for employers. The Retirement Board, acting with the advice of the actuary, allocates the employer contribution rate among four of the System's funds (Pension Trust Fund, Death Benefit Fund, Medicare B Fund, and Health Care Fund). For the fiscal year ended June 30, 2015, the allocation to pension, death benefits, and Medicare B was 13.18 percent. The remaining 0.82 percent of the 14 percent employer contribution rate was allocated to the Health Care Fund.

The District's contractually required contribution to SERS was \$108,867 for fiscal year 2015. Of this amount \$28,209 is reported as pension obligation payable.

Plan Description - State Teachers Retirement System (STRS)

Plan Description – District licensed teachers and other faculty members participate in STRS Ohio, a cost-sharing multiple-employer public employee retirement system administered by STRS. STRS provides retirement and disability benefits to members and death and survivor benefits to beneficiaries. STRS issues a stand-alone financial report that includes financial statements, required supplementary information and detailed information about STRS' fiduciary net position. That report can be obtained by writing to STRS, 275 E. Broad St., Columbus, OH 43215-3771, by calling (888) 227-7877, or by visiting the STRS Web site at www.strsoh.org.

New members have a choice of three retirement plans; a Defined Benefit (DB) Plan, a Defined Contribution (DC) Plan and a Combined Plan. Benefits are established by Ohio Revised Code Chapter 3307. The DB plan offers an annual retirement allowance based on final average salary multiplied by a percentage that varies based on years of service. Effective August 1, 2015, the calculation will be 2.2 percent of final average salary for the five highest years of earnings multiplied by all years of service. With certain exceptions, the basic benefit is increased each year by two percent of the original base benefit. For members retiring August 1, 2013, or later, the first two percent is paid on the fifth anniversary of the retirement benefit. Members are eligible to retire at age 60 with five years of qualifying service credit, or age 55 with 25 years of service, or 30 years of service regardless of age. Age and service requirements for retirement will increase effective August 1, 2015, and will continue to increase periodically until they reach age 60 with 35 years of service or age 65 with five years of service on August 1, 2026.

The DC Plan allows members to place all their member contributions and 9.5 percent of the 14 percent employer contributions into an investment account. Investment allocation decisions are determined by the member. The remaining 4.5 percent of the 14 percent employer rate is allocated to the defined benefit unfunded liability. A member is eligible to receive a retirement benefit at age 50 and termination of employment. The member may elect to receive a lifetime monthly annuity or a lump sum withdrawal.

**LORDSTOWN LOCAL SCHOOL DISTRICT
TRUMBULL COUNTY, OHIO**

NOTES TO THE BASIC FINANCIAL STATEMENTS
FOR THE FISCAL YEAR ENDED JUNE 30, 2015

NOTE 14 - DEFINED BENEFIT PENSION PLANS - (Continued)

The Combined Plan offers features of both the DB Plan and the DC Plan. In the Combined Plan, member contributions are allocated among investment choices by the member, and employer contributions are used to fund the defined benefit payment at a reduced level from the regular DB Plan. The defined benefit portion of the Combined Plan payment is payable to a member on or after age 60 with five years of services. The defined contribution portion of the account may be taken as a lump sum payment or converted to a lifetime monthly annuity at age 50.

New members who choose the DC plan or Combined Plan will have another opportunity to reselect a permanent plan during their fifth year of membership. Members may remain in the same plan or transfer to another STRS plan. The optional annuitization of a member's defined contribution account or the defined contribution portion of a member's Combined Plan account to a lifetime benefit results in STRS bearing the risk of investment gain or loss on the account. STRS has therefore included all three plan options as one defined benefit plan for GASB 68 reporting purposes.

A DB or Combined Plan member with five or more years of credited service who is determined to be disabled may qualify for a disability benefit. Eligible survivors of members who die before service retirement may qualify for monthly benefits. New members on or after July 1, 2013, must have at least ten years of qualifying service credit that apply for disability benefits. Members in the DC Plan who become disabled are entitled only to their account balance. If a member of the DC Plan dies before retirement benefits begin, the member's designated beneficiary is entitled to receive the member's account balance.

Funding Policy – Employer and member contribution rates are established by the State Teachers Retirement Board and limited by Chapter 3307 of the Ohio Revised Code. The statutory maximum employee contribution rate was increased one percent July 1, 2014, and will be increased one percent each year until it reaches 14 percent on July 1, 2016. For the fiscal year ended June 30, 2015, plan members were required to contribute 12 percent of their annual covered salary. The District was required to contribute 14 percent; the entire 14 percent was the portion used to fund pension obligations. The fiscal year 2015 contribution rates were equal to the statutory maximum rates.

The District's contractually required contribution to STRS was \$334,160 for fiscal year 2015. Of this amount, \$53,028 is reported as pension obligation payable.

Pension Liabilities, Pension Expense, and Deferred Outflows of Resources and Deferred Inflows of Resources Related to Pensions

The net pension liability was measured as of June 30, 2014, and the total pension liability used to calculate the net pension liability was determined by an actuarial valuation as of that date. The District's proportion of the net pension liability was based on the District's share of contributions to the pension plan relative to the contributions of all participating entities. Following is information related to the proportionate share and pension expense:

| | <u>SERS</u> | <u>STRS</u> | <u>Total</u> |
|--|--------------|--------------|--------------|
| Proportionate Share of the Net Pension Liability | \$ 1,511,299 | \$ 5,397,140 | \$ 6,908,439 |
| Proportion of the Net Pension Liability | 0.02986200% | 0.02218903% | |
| Pension Expense | \$ 88,193 | \$ 209,358 | \$ 297,551 |

**LORDSTOWN LOCAL SCHOOL DISTRICT
TRUMBULL COUNTY, OHIO**

NOTES TO THE BASIC FINANCIAL STATEMENTS
FOR THE FISCAL YEAR ENDED JUNE 30, 2015

NOTE 14 - DEFINED BENEFIT PENSION PLANS - (Continued)

At June 30, 2015, the District reported deferred outflows of resources and deferred inflows of resources related to pensions from the following sources:

| | <u>SERS</u> | <u>STRS</u> | <u>Total</u> |
|--|-------------------|-------------------|---------------------|
| Deferred Outflows of Resources | | | |
| Differences between expected and actual experience | \$ 12,863 | \$ 51,959 | \$ 64,822 |
| School District contributions subsequent to the measurement date | <u>108,867</u> | <u>334,160</u> | <u>443,027</u> |
| Total Deferred Outflows of Resources | <u>\$ 121,730</u> | <u>\$ 386,119</u> | <u>\$ 507,849</u> |
| Deferred Inflows of Resources | | | |
| Net difference between projected and actual earnings on pension plan investments | <u>\$ 245,288</u> | <u>\$ 998,491</u> | <u>\$ 1,243,779</u> |
| Total Deferred Inflows of Resources | <u>\$ 245,288</u> | <u>\$ 998,491</u> | <u>\$ 1,243,779</u> |

\$443,027 reported as deferred outflows of resources related to pension resulting from District contributions subsequent to the measurement date will be recognized as a reduction of the net pension liability in the year ending June 30, 2016. Other amounts reported as deferred outflows of resources and deferred inflows of resources related to pension will be recognized in pension expense as follows:

| | <u>SERS</u> | <u>STRS</u> | <u>Total</u> |
|-----------------------------|---------------------|---------------------|-----------------------|
| Fiscal Year Ending June 30: | | | |
| 2016 | \$ (58,106) | \$ (236,633) | \$ (294,739) |
| 2017 | (58,106) | (236,633) | (294,739) |
| 2018 | (58,106) | (236,633) | (294,739) |
| 2019 | <u>(58,107)</u> | <u>(236,633)</u> | <u>(294,740)</u> |
| Total | <u>\$ (232,425)</u> | <u>\$ (946,532)</u> | <u>\$ (1,178,957)</u> |

Actuarial Assumptions - SERS

SERS' total pension liability was determined by their actuaries in accordance with GASB Statement No. 67, as part of their annual actuarial valuation for each defined benefit retirement plan. Actuarial valuations of an ongoing plan involve estimates of the value of reported amounts (e.g., salaries, credited service) and assumptions about the probability of occurrence of events far into the future (e.g., mortality, disabilities, retirements, employment termination). Actuarially determined amounts are subject to continual review and potential modifications, as actual results are compared with past expectations and new estimates are made about the future.

**LORDSTOWN LOCAL SCHOOL DISTRICT
TRUMBULL COUNTY, OHIO**

NOTES TO THE BASIC FINANCIAL STATEMENTS
FOR THE FISCAL YEAR ENDED JUNE 30, 2015

NOTE 14 - DEFINED BENEFIT PENSION PLANS - (Continued)

Projections of benefits for financial reporting purposes are based on the substantive plan (the plan as understood by the employers and plan members) and include the types of benefits provided at the time of each valuation and the historical pattern of sharing benefit costs between the employers and plan members to that point. The projection of benefits for financial reporting purposes does not explicitly incorporate the potential effects of legal or contractual funding limitations.

Actuarial calculations reflect a long-term perspective. For a newly hired employee, actuarial calculations will take into account the employee's entire career with the employer and also take into consideration the benefits, if any, paid to the employee after termination of employment until the death of the employee and any applicable contingent annuitant. In many cases actuarial calculations reflect several decades of service with the employer and the payment of benefits after termination.

Key methods and assumptions used in calculating the total pension liability in the latest actuarial valuation, prepared as of June 30, 2014, are presented below:

| | |
|--|--|
| Wage Inflation | 3.25 percent |
| Future Salary Increases, including inflation | 4.00 percent to 22 percent |
| COLA or Ad Hoc COLA | 3 percent |
| Investment Rate of Return | 7.75 percent net of investments expense, including inflation |
| Actuarial Cost Method | Entry Age Normal |

For post-retirement mortality, the table used in evaluating allowances to be paid is the 1994 Group Annuity Mortality Table set back one year for both men and women. Special mortality tables are used for the period after disability retirement.

The most recent experience study was completed June 30, 2010.

The long-term return expectation for the Pension Plan Investments has been determined using a building-block approach and assumes a time horizon, as defined in SERS' *Statement of Investment Policy*. A forecasted rate of inflation serves as the baseline for the return expectation. Various real return premiums over the baseline inflation rate have been established for each asset class. The long-term expected nominal rate of return has been determined by calculating a weighted averaged of the expected real return premiums for each asset class, adding the projected inflation rate, and adding the expected return from rebalancing uncorrelated asset classes. The target allocation and best estimates of arithmetic real rates of return for each major assets class are summarized in the following table:

**LORDSTOWN LOCAL SCHOOL DISTRICT
TRUMBULL COUNTY, OHIO**

NOTES TO THE BASIC FINANCIAL STATEMENTS
FOR THE FISCAL YEAR ENDED JUNE 30, 2015

NOTE 14 - DEFINED BENEFIT PENSION PLANS - (Continued)

| Asset Class | Target Allocation | Long-Term Expected Real Rate of Return |
|------------------------|----------------------|---|
| Cash | 1.00 % | 0.00 % |
| US Stocks | 22.50 | 5.00 |
| Non-US Stocks | 22.50 | 5.50 |
| Fixed Income | 19.00 | 1.50 |
| Private Equity | 10.00 | 10.00 |
| Real Assets | 10.00 | 5.00 |
| Multi-Asset Strategies | 15.00 | 7.50 |
| Total | 100.00 % | |

Discount Rate The total pension liability was calculated using the discount rate of 7.75 percent. The projection of cash flows used to determine the discount rate assumed the contributions from employers and from the members would be computed based on contribution requirements as stipulated by State statute. Projected inflows from investment earning were calculated using the long-term assumed investment rate of return (7.75 percent). Based on those assumptions, the plan's fiduciary net position was projected to be available to make all future benefit payments of current plan members. Therefore, the long-term expected rate of return on pension plan investments was applied to all periods of projected benefits to determine the total pension liability.

Sensitivity of the District's Proportionate Share of the Net Pension Liability to Changes in the Discount Rate Net pension liability is sensitive to changes in the discount rate, and to illustrate the potential impact the following table presents the net pension liability calculated using the discount rate of 7.75 percent, as well as what each plan's net pension liability would be if it were calculated using a discount rate that is one percentage point lower (6.75 percent), or one percentage point higher (8.75 percent) than the current rate.

| | 1% Decrease (6.75%) | Current Discount Rate (7.75%) | 1% Increase (8.75%) |
|--|------------------------|-------------------------------------|------------------------|
| District's proportionate share of the net pension liability | \$ 2,156,174 | \$ 1,511,299 | \$ 968,903 |

Actuarial Assumptions - STRS

The total pension liability in the June 30, 2014, actuarial valuation was determined using the following actuarial assumptions, applied to all periods included in the measurement:

| | |
|--------------------------------------|--|
| Inflation | 2.75 percent |
| Projected salary increases | 2.75 percent at age 70 to 12.25 percent at age 20 |
| Investment Rate of Return | 7.75 percent, net of investment expenses |
| Cost-of-Living Adjustments (COLA) | 2 percent simple applied as follows: for members retiring before August 1, 2013, 2 percent per year; for members retiring August 1, 2013, or later, 2 percent COLA paid on fifth anniversary of retirement date. |

**LORDSTOWN LOCAL SCHOOL DISTRICT
TRUMBULL COUNTY, OHIO**

NOTES TO THE BASIC FINANCIAL STATEMENTS
FOR THE FISCAL YEAR ENDED JUNE 30, 2015

NOTE 14 - DEFINED BENEFIT PENSION PLANS - (Continued)

Mortality rates were based on the RP-2000 Combined Mortality Table (Projection 2022—Scale AA) for Males and Females. Males’ ages are set-back two years through age 89 and no set-back for age 90 and above. Females younger than age 80 are set back four years, one year set back from age 80 through 89 and not set back from age 90 and above.

Actuarial assumptions used in the June 30, 2014, valuation are based on the results of an actuarial experience study, effective July 1, 2012.

The 10 year expected real rate of return on pension plan investments was determined by STRS’ investment consultant by developing best estimates of expected future real rates of return for each major asset class. The target allocation and best estimates of geometric real rates of return for each major asset class are summarized as follows:

| Asset Class | Target Allocation | Long-Term Expected Real Rate of Return |
|----------------------|----------------------|---|
| Domestic Equity | 31.00 % | 8.00 % |
| International Equity | 26.00 | 7.85 |
| Alternatives | 14.00 | 8.00 |
| Fixed Income | 18.00 | 3.75 |
| Real Estate | 10.00 | 6.75 |
| Liquidity Reserves | 1.00 | 3.00 |
| Total | 100.00 % | |

Discount Rate The discount rate used to measure the total pension liability was 7.75 percent as of June 30, 2014. The projection of cash flows used to determine the discount rate assumes member and employer contributions will be made at the statutory contribution rates in accordance with rate increases described above. For this purpose, only employer contributions that are intended to fund benefits of current plan members and their beneficiaries are included. Projected employer contributions that are intended to fund the service costs of future plan members and their beneficiaries, as well as projected contributions from future plan members, are not included. Based on those assumptions, STRS’ fiduciary net position was projected to be available to make all projected future benefit payments to current plan members as of June 30, 2014. Therefore, the long-term expected rate of return on pension plan investments of 7.75 percent was applied to all periods of projected benefit payment to determine the total pension liability as of June 30, 2014.

Sensitivity of the District's Proportionate Share of the Net Pension Liability to Changes in the Discount Rate The following table presents the District's proportionate share of the net pension liability calculated using the current period discount rate assumption of 7.75 percent, as well as what the District's proportionate share of the net pension liability would be if it were calculated using a discount rate that is one-percentage-point lower (6.75 percent) or one-percentage-point higher (8.75 percent) than the current rate:

**LORDSTOWN LOCAL SCHOOL DISTRICT
TRUMBULL COUNTY, OHIO**

NOTES TO THE BASIC FINANCIAL STATEMENTS
FOR THE FISCAL YEAR ENDED JUNE 30, 2015

NOTE 14 - DEFINED BENEFIT PENSION PLANS - (Continued)

| | 1% Decrease (6.75%) | Current Discount Rate (7.75%) | 1% Increase (8.75%) |
|--|------------------------|-------------------------------------|------------------------|
| District's proportionate share of the net pension liability | \$ 7,726,594 | \$ 5,397,140 | \$ 3,427,206 |

NOTE 15 - POSTEMPLOYMENT BENEFITS

A. School Employees Retirement System

Health Care Plan Description - The District contributes to the SERS Health Care Fund, administered by SERS for non-certificated retirees and their beneficiaries. For GASB 45 purposes, this plan is considered a cost-sharing, multiple-employer, defined benefit other postemployment benefit (OPEB) plan. The Health Care Plan includes hospitalization and physicians' fees through several types of plans including HMO's, PPO's, Medicare Advantage, and traditional indemnity plans as well as a prescription drug program. The financial report of the Plan is included in the SERS Comprehensive Annual Financial Report which can be obtained on SERS' website at www.ohsers.org under Employers/Audit Resources.

Access to health care for retirees and beneficiaries is permitted in accordance with Section 3309 of the Ohio Revised Code. The Health Care Fund was established and is administered in accordance with Internal Revenue Code Section 105(e). SERS' Retirement Board reserves the right to change or discontinue any health plan or program. Health care is financed through a combination of employer contributions and retiree premiums, copays and deductibles on covered health care expenses, investment returns, and any funds received as a result of SERS' participation in Medicare programs. Active employee members do not contribute to the Health Care Plan. Retirees and their beneficiaries are required to pay a health care premium that varies depending on the plan selected, the number of qualified years of service, Medicare eligibility and retirement status.

Funding Policy - State statute permits SERS to fund the health care benefits through employer contributions. Each year, after the allocation for statutorily required basic benefits, the Retirement Board allocates the remainder of the employer contribution of 14 percent of covered payroll to the Health Care Fund. For fiscal year 2015, 0.82 percent of covered payroll was allocated to health care. In addition, employers pay a surcharge for employees earning less than an actuarially determined minimum compensation amount, pro-rated according to service credit earned. For fiscal year 2015, this amount was \$20,450. Statutes provide that no employer shall pay a health care surcharge greater than 2 percent of that employer's SERS-covered payroll; nor may SERS collect in aggregate more than 1.5 percent of the total statewide SERS-covered payroll for the health care surcharge. For fiscal year 2015, the District's surcharge obligation was \$13,505.

**LORDSTOWN LOCAL SCHOOL DISTRICT
TRUMBULL COUNTY, OHIO**

NOTES TO THE BASIC FINANCIAL STATEMENTS
FOR THE FISCAL YEAR ENDED JUNE 30, 2015

NOTE 15 - POSTEMPLOYMENT BENEFITS - (Continued)

The District's contributions for health care for the fiscal years ended June 30, 2015, 2014, and 2013 were \$23,136, \$16,925, and \$16,364, respectively. For fiscal year 2015, 75.61 percent has been contributed, with the balance being reported as pension obligation payable. The full amount has been contributed for fiscal years 2014 and 2013.

B. State Teachers Retirement System

Plan Description – The District participates in the cost-sharing multiple-employer defined benefit Health Plan administered by the State Teachers Retirement System of Ohio (STRS) for eligible retirees who participated in the defined benefit or combined pension plans offered by STRS. Ohio law authorizes STRS to offer this plan. Benefits include hospitalization, physicians' fees, prescription drugs and reimbursement of monthly Medicare Part B premiums. The Plan is included in the report of STRS which can be obtained by visiting www.strsoh.org or by calling (888) 227-7877.

Funding Policy – Ohio Revised Code Chapter 3307 authorizes STRS Ohio to offer the Plan and gives the Retirement Board authority over how much, if any, of the health care costs will be absorbed by STRS. Active employee members do not contribute to the Health Care Plan. All benefit recipients, for the most recent year, pay a monthly premium. Under Ohio law, funding for post-employment health care may be deducted from employer contributions. For fiscal year 2015, STRS did not allocate any employer contributions to post-employment health care. The District's contributions for health care for the fiscal years ended June 30, 2015, 2014, and 2013 were \$0, \$23,841, and \$25,381 respectively. The full amount has been contributed for fiscal years 2014 and 2013.

NOTE 16 - BUDGETARY BASIS OF ACCOUNTING

While reporting financial position, results of operations, and changes in fund balance on the basis of generally accepted accounting principles (GAAP), the budgetary basis as provided by law is based upon accounting for certain transactions on a basis of cash receipts and disbursements.

The statement of revenue, expenditures and changes in fund balance - budget and actual (non-GAAP budgetary basis) presented for the general fund is presented on the budgetary basis to provide a meaningful comparison of actual results with the budget. The major differences between the budget basis and the GAAP basis are that:

- (a) Revenues and other financing sources are recorded when received in cash (budget basis) as opposed to when susceptible to accrual (GAAP basis);
- (b) Expenditures and other financing uses are recorded when paid in cash (budget basis) as opposed to when the liability is incurred (GAAP basis);
- (c) In order to determine compliance with Ohio law, and to reserve that portion of the applicable appropriation, total outstanding encumbrances (budget basis) are recorded as the equivalent of an expenditure, as opposed to assigned or committed fund balance for that portion of outstanding encumbrances not already recognized as an account payable (GAAP basis); and
- (d) Some funds are included in the general fund (GAAP basis), but have separate legally adopted budgets (budget basis).

**LORDSTOWN LOCAL SCHOOL DISTRICT
TRUMBULL COUNTY, OHIO**

NOTES TO THE BASIC FINANCIAL STATEMENTS
FOR THE FISCAL YEAR ENDED JUNE 30, 2015

NOTE 16 - BUDGETARY BASIS OF ACCOUNTING - (Continued)

The adjustments necessary to convert the results of operations for the year on the budget basis to the GAAP basis for the general fund is as follows:

Net Change in Fund Balance

| | <u>General fund</u> |
|---|---------------------|
| Budget basis | \$ (123,125) |
| Net adjustment for revenue accruals | 34,973 |
| Net adjustment for expenditure accruals | 639,515 |
| Net adjustment for other sources/uses | (565,620) |
| Funds budgeted elsewhere | (8,991) |
| Adjustment for encumbrances | 38,657 |
| GAAP basis | <u>\$ 15,409</u> |

Certain funds that are legally budgeted in separate special revenue funds are considered part of the general fund on a GAAP basis. This includes the uniform school supplies fund, the adult education fund, the emergency levy fund, the public school support fund and the district agency fund.

NOTE 17 - CONTINGENCIES

A. Grants

The District receives significant financial assistance from numerous federal, State and local agencies in the form of grants. The disbursement of funds received under these programs generally requires compliance with terms and conditions specified in the grant agreements and are subject to audit by the grantor agencies. Any disallowed claims resulting from such audits could become a liability of the District. However, in the opinion of management, any such disallowed claims will not have a material effect on the financial position of the District.

B. Litigation

The District is involved in no material litigation as either plaintiff or defendant.

C. Foundation Funding

District Foundation funding is based on the annualized full-time equivalent (FTE) enrollment of each student. Effective for the 2014-2015 school year, traditional Districts must comply with minimum hours of instruction, instead of a minimum number of school days each year. The funding formula the Ohio Department of Education (ODE) is legislatively required to follow will continue to adjust as enrollment information is updated by the District, which can extend past the fiscal year-end. As of the date of this report, ODE has not finalized the impact of enrollment adjustments to the June 30, 2015 Foundation funding for the District; therefore, the financial statement impact is not determinable at this time. ODE and management believe this will result in either a receivable to or liability of the District.

**LORDSTOWN LOCAL SCHOOL DISTRICT
TRUMBULL COUNTY, OHIO**

NOTES TO THE BASIC FINANCIAL STATEMENTS
FOR THE FISCAL YEAR ENDED JUNE 30, 2015

NOTE 18 - SET-ASIDES

The District is required by State law to annually set-aside certain general fund revenue amounts, as defined by statutory formula, for the acquisition and construction of capital improvements. Amounts not spent by the end of the fiscal year or offset by similarly restricted resources received during the year must be held in cash at fiscal year-end. This amount must be carried forward to be used for the same purpose in future years. Expenditures exceeding the set-aside requirement may not be carried forward to the next fiscal year.

The following cash-basis information describes the change in the fiscal year-end set-aside amount for capital improvements. Disclosure of this information is required by State statute.

| | <u>Capital Improvements</u> |
|---|---------------------------------|
| Set-aside balance June 30, 2014 | \$ - |
| Current year set-aside requirement | 88,343 |
| Current year qualifying expenditures | (132,209) |
| Current year offsets | <u>-</u> |
| Total | <u>\$ (43,866)</u> |
| Balance carried forward to fiscal year 2016 | <u>\$ -</u> |
| Set-aside balance June 30, 2015 | <u>\$ -</u> |

NOTE 19 - OTHER COMMITMENTS

The District utilizes encumbrance accounting as part of its budgetary controls. Encumbrances outstanding at year end may be reported as part of restricted, committed, or assigned classifications of fund balance. At year end, the District's commitments for encumbrances in the governmental funds were as follows:

| <u>Fund Type</u> | <u>Year-End Encumbrances</u> |
|-----------------------------|----------------------------------|
| General fund | \$ 104,293 |
| Nonmajor governmental funds | <u>3,506</u> |
| Total | <u>\$ 107,799</u> |

**LORDSTOWN LOCAL SCHOOL DISTRICT
TRUMBULL COUNTY, OHIO**

SCHEDULES OF REQUIRED SUPPLEMENTARY INFORMATION

SCHEDULE OF THE DISTRICT'S PROPORTIONATE SHARE OF
THE NET PENSION LIABILITY
SCHOOL EMPLOYEES RETIREMENT SYSTEM (SERS) OF OHIO

LAST TWO FISCAL YEARS

| | 2015 | 2014 |
|---|--------------|--------------|
| District's proportion of the net pension liability | 0.29862000% | 0.29862000% |
| District's proportionate share of the net pension liability | \$ 1,511,299 | \$ 1,775,797 |
| District's covered-employee payroll | \$ 867,720 | \$ 976,676 |
| District's proportionate share of the net pension liability as a percentage of its covered-employee payroll | 174.17% | 181.82% |
| Plan fiduciary net position as a percentage of the total pension liability | 71.70% | 65.52% |

Note: Information prior to fiscal year 2014 was unavailable.

Amounts presented as of the District's measurement date which is the prior fiscal year end.

**LORDSTOWN LOCAL SCHOOL DISTRICT
TRUMBULL COUNTY, OHIO**

SCHEDULES OF REQUIRED SUPPLEMENTARY INFORMATION

SCHEDULE OF THE DISTRICT'S PROPORTIONATE SHARE OF
THE NET PENSION LIABILITY
STATE TEACHERS RETIREMENT SYSTEM (STRS) OF OHIO

LAST TWO FISCAL YEARS

| | 2015 | 2014 |
|---|--------------|--------------|
| District's proportion of the net pension liability | 0.02218903% | 0.02218903% |
| District's proportionate share of the net pension liability | \$ 5,397,140 | \$ 6,429,038 |
| District's covered-employee payroll | \$ 2,267,108 | \$ 2,538,123 |
| District's proportionate share of the net pension liability as a percentage of its covered-employee payroll | 238.06% | 253.30% |
| Plan fiduciary net position as a percentage of the total pension liability | 74.70% | 69.30% |

Note: Information prior to fiscal year 2014 was unavailable.

Amounts presented as of the District's measurement date which is the prior fiscal year end.

THIS PAGE INTENTIONALLY LEFT BLANK.

**LORDSTOWN LOCAL SCHOOL DISTRICT
TRUMBULL COUNTY, OHIO**

SCHEDULES OF REQUIRED SUPPLEMENTARY INFORMATION

SCHEDULE OF DISTRICT CONTRIBUTIONS
SCHOOL EMPLOYEES RETIREMENT SYSTEM (SERS) OF OHIO

LAST TEN FISCAL YEARS

| | <u>2015</u> | <u>2014</u> | <u>2013</u> | <u>2012</u> |
|--|------------------|------------------|------------------|------------------|
| Contractually required contribution | \$ 108,867 | \$ 120,266 | \$ 135,172 | \$ 127,647 |
| Contributions in relation to the contractually required contribution | <u>(108,867)</u> | <u>(120,266)</u> | <u>(135,172)</u> | <u>(127,647)</u> |
| Contribution deficiency (excess) | <u>\$ -</u> | <u>\$ -</u> | <u>\$ -</u> | <u>\$ -</u> |
| District's covered-employee payroll | \$ 826,002 | \$ 867,720 | \$ 976,676 | \$ 949,048 |
| Contributions as a percentage of covered-employee payroll | 13.18% | 13.86% | 13.84% | 13.45% |

| <u>2011</u> | <u>2010</u> | <u>2009</u> | <u>2008</u> | <u>2007</u> | <u>2006</u> |
|------------------|------------------|-----------------|-----------------|-----------------|-----------------|
| \$ 122,106 | \$ 114,966 | \$ 88,933 | \$ 82,542 | \$ 78,767 | \$ 98,198 |
| <u>(122,106)</u> | <u>(114,966)</u> | <u>(88,933)</u> | <u>(82,542)</u> | <u>(78,767)</u> | <u>(98,198)</u> |
| <u>\$ -</u> | <u>\$ -</u> | <u>\$ -</u> | <u>\$ -</u> | <u>\$ -</u> | <u>\$ -</u> |
| \$ 971,408 | \$ 849,084 | \$ 903,791 | \$ 840,550 | \$ 737,519 | \$ 928,147 |
| 12.57% | 13.54% | 9.84% | 9.82% | 10.68% | 10.58% |

**LORDSTOWN LOCAL SCHOOL DISTRICT
TRUMBULL COUNTY, OHIO**

SCHEDULES OF REQUIRED SUPPLEMENTARY INFORMATION

SCHEDULE OF DISTRICT CONTRIBUTIONS
STATE TEACHERS RETIREMENT SYSTEM (STRS) OF OHIO

| | LAST TEN FISCAL YEARS | | | |
|--|-----------------------|------------------|------------------|------------------|
| | <u>2015</u> | <u>2014</u> | <u>2013</u> | <u>2012</u> |
| Contractually required contribution | \$ 334,160 | \$ 294,724 | \$ 329,956 | \$ 345,907 |
| Contributions in relation to the contractually required contribution | <u>(334,160)</u> | <u>(294,724)</u> | <u>(329,956)</u> | <u>(345,907)</u> |
| Contribution deficiency (excess) | <u>\$ -</u> | <u>\$ -</u> | <u>\$ -</u> | <u>\$ -</u> |
| District's covered-employee payroll | \$ 2,386,857 | \$ 2,267,108 | \$ 2,538,123 | \$ 2,660,823 |
| Contributions as a percentage of covered-employee payroll | 14.00% | 13.00% | 13.00% | 13.00% |

| <u>2011</u> | <u>2010</u> | <u>2009</u> | <u>2008</u> | <u>2007</u> | <u>2006</u> |
|------------------|------------------|------------------|------------------|------------------|------------------|
| \$ 360,903 | \$ 371,459 | \$ 370,000 | \$ 347,466 | \$ 332,520 | \$ 378,236 |
| <u>(360,903)</u> | <u>(371,459)</u> | <u>(370,000)</u> | <u>(347,466)</u> | <u>(332,520)</u> | <u>(378,236)</u> |
| <u>\$ -</u> | <u>\$ -</u> | <u>\$ -</u> | <u>\$ -</u> | <u>\$ -</u> | <u>\$ -</u> |
| \$ 2,776,177 | \$ 2,857,377 | \$ 2,846,154 | \$ 2,672,815 | \$ 2,557,846 | \$ 2,909,508 |
| 13.00% | 13.00% | 13.00% | 13.00% | 13.00% | 13.00% |

**LORDSTOWN LOCAL SCHOOL DISTRICT
TRUMBULL COUNTY, OHIO**

NOTES TO REQUIRED SUPPLEMENTARY INFORMATION
FOR THE FISCAL YEAR ENDED JUNE 30, 2015

SCHOOL EMPLOYEES RETIREMENT SYSTEM (SERS) OF OHIO

Information about factors that significantly affect trends in the amounts reported in the schedules should be presented as notes to the schedule.

Changes in benefit terms : There were no changes in benefit terms from the amounts reported for fiscal year 2014 and 2015.

Changes in assumptions : There were no changes in methods and assumptions used in the calculation of actuarial determined contributions for fiscal year 2014 and 2015. See the notes to the basic financial statements for the methods and assumptions in this calculation.

STATE TEACHERS RETIREMENT SYSTEM (STRS) OF OHIO

Changes in benefit terms : There were no changes in benefit terms from the amounts reported for fiscal year 2014 and 2015.

Changes in assumptions : There were no changes in methods and assumptions used in the calculation of actuarial determined contributions for fiscal year 2014 and 2015. See the notes to the basic financial statements for the methods and assumptions in this calculation.



Dave Yost • Auditor of State

INDEPENDENT AUDITOR'S REPORT ON INTERNAL CONTROL OVER FINANCIAL REPORTING AND ON COMPLIANCE AND OTHER MATTERS REQUIRED BY GOVERNMENT AUDITING STANDARDS

Lordstown Local School District
Trumbull County
1824 Salt Springs Road
Warren, Ohio 44481

To the Board of Education:

We have audited, in accordance with auditing standards generally accepted in the United States and the Comptroller General of the United States' *Government Auditing Standards*, the financial statements of the governmental activities, each major fund, and the aggregate remaining fund information of Lordstown Local School District, Trumbull County, (the District) as of and for the year ended June 30, 2015, and the related notes to the financial statements, which collectively comprise the District's basic financial statements and have issued our report thereon dated January 25, 2017, wherein we noted the District has adopted Governmental Accounting Standards Board Statements No. 68 and No. 71.

Internal Control Over Financial Reporting

As part of our financial statement audit, we considered the District's internal control over financial reporting (internal control) to determine the audit procedures appropriate in the circumstances to the extent necessary to support our opinions on the financial statements, but not to the extent necessary to opine on the effectiveness of the District's internal control. Accordingly, we have not opined on it.

A *deficiency in internal control* exists when the design or operation of a control does not allow management or employees, when performing their assigned functions, to prevent, or detect and timely correct misstatements. A *material weakness* is a deficiency, or combination of internal control deficiencies resulting in a reasonable possibility that internal control will not prevent or detect and timely correct a material misstatement of the District's financial statements. A *significant deficiency* is a deficiency, or a combination of deficiencies, in internal control that is less severe than a material weakness, yet important enough to merit attention by those charged with governance.

Our consideration of internal control was for the limited purpose described in the first paragraph of this section and was not designed to identify all internal control deficiencies that might be material weaknesses or significant deficiencies. Therefore, unidentified material weaknesses or significant deficiencies may exist. We did identify a certain deficiency in internal control, described in the accompanying schedule of findings that we consider a material weakness. We consider finding 2015-002 to be a material weakness.

Compliance and Other Matters

As part of reasonably assuring whether the District's financial statements are free of material misstatement, we tested its compliance with certain provisions of laws, regulations, contracts, and grant agreements, noncompliance with which could directly and materially affect the determination of financial statement amounts. However, opining on compliance with those provisions was not an objective of our audit and accordingly, we do not express an opinion. The results of our tests disclosed an instance of noncompliance or other matters we must report under *Government Auditing Standards* which is described in the accompanying schedule of findings as item 2015-001.

Purpose of this Report

This report only describes the scope of our internal control and compliance testing and our testing results, and does not opine on the effectiveness of the District's internal control or on compliance. This report is an integral part of an audit performed under *Government Auditing Standards* in considering the District's internal control and compliance. Accordingly, this communication is not suitable for any other purpose.



Dave Yost
Auditor of State
Columbus, Ohio

January 25, 2017

**LORDSTOWN LOCAL SCHOOL DISTRICT
TRUMBULL COUNTY**

**SCHEDULE OF FINDINGS
JUNE 30, 2015**

1. Negative Fund Balances

| | |
|-----------------------|----------|
| <i>Finding Number</i> | 2015-001 |
|-----------------------|----------|

NONCOMPLIANCE

Ohio Rev. Code § 5705.10(l) states that money paid into a fund must be used only for the purposes for which such fund has been established. As a result, a negative fund balance indicates that money from one fund was used to cover the expenses of another fund. However, Ohio Rev. Code §3315.20 provides an allowable exception for school districts. A school district may have a deficit in any special fund of the school district, but only if all of the following conditions are satisfied:

- The school district has a request for payment pending with the state sufficient to cover the amount of the deficit [Ohio Rev. Code § 3315.20(A)].
- There is a reasonable likelihood that the payment will be made [Ohio Rev. Code § 3315.20(A)].
- The unspent and unencumbered balance in the school district's general fund is greater than the aggregate of deficit amounts in all of the school district's special funds. [Ohio Rev. Code § 3315.20(B)].

The District had the following negative fund balances:

- The General Fund had a negative fund balance for the months of July, August, January, and February ranging in amounts from (\$997) to (\$73,039).
- The Permanent Improvement Fund had a negative fund balance for the months of November through May ranging in amounts from (\$90,881) to (\$147,593).
- The Emergency Levy Fund had a negative fund balance for the month of February in the amount of (\$17,768).
- The EMIS Fund had a negative fund balance for the month of January through April ranging in amounts from (\$36) to (\$1,746).
- The Title I Fund had a negative fund balance for the month of February in the amount of (\$5,009).
- The Title II-A Fund had a negative fund balance for the month of February in the amount of (\$2,092)

Negative cash fund balances are an indication that revenues from other sources were used to pay obligations of other funds. Fund activity should be monitored to help prevent future expenditures in excess of available resources. In those cases where additional funds are required, the resources should either be transferred or advanced to the fund in accordance with the Ohio Rev. Code.

2. Improper Posting of Property Tax Receivable

| | |
|-----------------------|----------|
| <i>Finding Number</i> | 2015-002 |
|-----------------------|----------|

Material Weakness

Ohio Admin. Code § 117-2-01 provides that all public officials are responsible for the design and operation of a system of internal control that is adequate to provide reasonable assurance regarding the achievement of objectives for their respective public offices in certain categories. Internal control means a process effected by an entity's governing board, management, and other personnel, designed to provide reasonable assurance regarding the achievement of objectives for reliability of financial reporting;

The District's financial statements incorrectly presented property taxes receivables of \$416,256 in the Bond Retirement Fund instead of in the General Fund. The receivable balance relates to a tax anticipation note that was designated from General Fund tax collections. The related property taxes revenue was properly presented in the General Fund. The financial statements have been adjusted accordingly.

The control procedures over the review of the basic financial statements failed to recognize errors during the GAAP compilation.

The District should review the basic financial statements and GAAP compilation to help ensure all amounts are properly accrued and recorded.

Official's Responses: The District did not provide responses.



Dave Yost • Auditor of State

LORDSTOWN LOCAL SCHOOL DISTRICT

TRUMBULL COUNTY

CLERK'S CERTIFICATION

This is a true and correct copy of the report which is required to be filed in the Office of the Auditor of State pursuant to Section 117.26, Revised Code, and which is filed in Columbus, Ohio.

Susan Babbitt

CLERK OF THE BUREAU

**CERTIFIED
MARCH 14, 2017**