

***NORTHWOOD LOCAL SCHOOL DISTRICT
WOOD COUNTY, OHIO***

AUDIT REPORT

For the Year Ended June 30, 2016





Dave Yost • Auditor of State

Board of Education
Northwood Local School District
500 Lemoyne Road
Northwood, Ohio 43619

We have reviewed the *Independent Auditor's Report* of the Northwood Local School District, Wood County, prepared by Charles E. Harris & Associates, Inc., for the audit period July 1, 2015 through June 30, 2016. Based upon this review, we have accepted these reports in lieu of the audit required by Section 117.11, Revised Code. The Auditor of State did not audit the accompanying financial statements and, accordingly, we are unable to express, and do not express an opinion on them.

Our review was made in reference to the applicable sections of legislative criteria, as reflected by the Ohio Constitution, and the Revised Code, policies, procedures and guidelines of the Auditor of State, regulations and grant requirements. The Northwood Local School District is responsible for compliance with these laws and regulations.

A handwritten signature in black ink that reads "Dave Yost".

Dave Yost
Auditor of State

February 6, 2017

This page intentionally left blank.

**NORTHWOOD LOCAL SCHOOL DISTRICT
WOOD COUNTY
AUDIT REPORT
For the Year Ending June 30, 2016**

TABLE OF CONTENTS

TITLE	PAGE
Independent Auditor's Report.....	1-2
Management's Discussion and Analysis.....	3-12
Basic Financial Statements:	
Government-Wide Financial Statements:	
Statement of Net Position - Cash Basis.....	13
Statement of Activities - Cash Basis.....	14
Fund Financial Statements:	
Statement of Assets and Fund Balances - Cash Basis - Governmental Funds.....	15
Statement of Cash Receipts, Disbursements, and Changes in Fund Balances - Cash Basis - Governmental Funds.....	16
Statement of Cash Receipts, Disbursements and Changes in Fund Balance - Budget and Actual - Budget Basis - General Fund.....	17
Statement of Fiduciary Net Position - Cash Basis - Fiduciary Funds.....	18
Statement of Changes in Fiduciary Net Position - Cash Basis - Fiduciary Funds.....	19
Notes to the Basic Financial Statements.....	20-49
Independent Auditor's Report on Internal Control Over Financial Reporting and on Compliance and Other Matters Required by <i>Government Auditing Standards</i>	50-51
Schedule of Findings	52
Schedule of Prior Audit Findings.....	53
Corrective Action Plan.....	54

This page intentionally left blank.

Rockefeller Building
614 W Superior Ave Ste 1242
Cleveland OH 44113-1306
Office phone - (216) 575-1630
Fax - (216) 436-2411

Charles E. Harris & Associates, Inc.
Certified Public Accountants

INDEPENDENT AUDITOR'S REPORT

Northwood Local School District
Wood County
500 Lemoyne Road
Northwood, Ohio 43619

To the Board of Education:

Report on the Financial Statements

We have audited the accompanying cash-basis financial statements of the governmental activities, each major fund, and the aggregate remaining fund information of the Northwood Local School District, Wood County, Ohio (the District), as of and for the year ended June 30, 2016, and the related notes to the financial statements, which collectively comprise the District's basic financial statements as listed in the table of contents.

Management's Responsibility for the Financial Statements

Management is responsible for preparing and fairly presenting these financial statements in accordance with the cash accounting basis Note 2 describes. This responsibility includes determining that the cash accounting basis is acceptable for the circumstances. Management is also responsible for designing, implementing and maintaining internal control relevant to preparing and fairly presenting financial statements that are free from material misstatement, whether due to fraud or error.

Auditor's Responsibility

Our responsibility is to opine on these financial statements based on our audit. We audited in accordance with auditing standards generally accepted in the United States of America and the financial audit standards in the Comptroller General of the United States' *Government Auditing Standards*. Those standards require us to plan and perform the audit to reasonably assure the financial statements are free from material misstatement.

An audit requires obtaining evidence about financial statement amounts and disclosures. The procedures selected depend on our judgment, including assessing the risks of material financial statement misstatement, whether due to fraud or error. In assessing those risks, we consider internal control relevant to the District's preparation and fair presentation of the financial statements in order to design audit procedures that are appropriate in the circumstances, but not to the extent needed to opine on the effectiveness of the District's internal control. Accordingly, we express no opinion. An audit also includes evaluating the appropriateness of management's accounting policies and the reasonableness of their significant accounting estimates, as well as our evaluation of the overall financial statement presentation.

We believe the audit evidence we obtained is sufficient and appropriate to support our audit opinion.

Opinion

In our opinion, the financial statements referred to above present fairly, in all material respects, the respective cash financial position of the governmental activities, each major fund, and the aggregate remaining fund information of the Northwood Local School District, Wood County, Ohio, as of June 30, 2016, and the respective changes in cash financial position and the budgetary comparison for the General Fund thereof for the year then ended in accordance with the accounting basis described in Note 2.

Accounting Basis

Ohio Administrative Code § 117-2-03(B) requires the District to prepare its annual financial report in accordance with accounting principles generally accepted in the United States of America. We draw attention to Note 2 of the financial statements, which describes the basis applied to these statements. The financial statements are prepared on the cash basis of accounting, which is a basis other than generally accepted accounting principles. We did not modify our opinion regarding this matter.


Other Matters

Other Information

We applied no procedures to the Management's Discussion & Analysis as listed in the table of contents. Accordingly, we express no opinion or any other assurance on it.

Other Reporting Required by Government Auditing Standards

In accordance with *Government Auditing Standards*, we have also issued our report dated December 27, 2016, on our consideration of the District's internal control over financial reporting and our tests of its compliance with certain provisions of laws, regulations, contracts and grant agreements and other matters. That report describes the scope of our internal control testing over financial reporting and compliance, and the results of that testing, and does not opine on internal control over financial reporting or on compliance. That report is an integral part of an audit performed in accordance with *Government Auditing Standards* in considering the District's internal control over financial reporting and compliance.



Charles E. Harris & Associates, Inc.
December 27, 2016

**NORTHWOOD LOCAL SCHOOL DISTRICT
WOOD COUNTY, OHIO**

**MANAGEMENT'S DISCUSSION AND ANALYSIS
FOR THE FISCAL YEAR ENDED JUNE 30, 2016
(UNAUDITED)**

The Management's Discussion and Analysis of the Northwood Local School District's (the "District") financial performance provides an overall review of the District's financial activities for the fiscal year ended June 30, 2016, within the limitations of the District's cash basis of accounting. The intent of this discussion and analysis is to look at the District's financial performance as a whole; readers should also review the cash basis financial statements and the notes to the financial statements to enhance their understanding of the District's financial performance.

Financial Highlights

Key financial highlights for fiscal year 2016 are as follows:

- The total net cash position of the District increased \$5,918,053 or 18.02% from fiscal year 2015.
- General cash receipts accounted for \$19,977,238, or 89.64% of all governmental activities cash receipts. Program specific cash receipts in the form of charges for services and sales, grants and contributions accounted for \$2,309,019 or 10.36% of total governmental activities cash receipts of \$22,286,257.
- The District had \$16,368,204 in cash disbursements related to governmental activities; \$2,309,019 of these cash disbursements were offset by program specific charges for services, grants or contributions. General cash receipts supporting governmental activities (primarily taxes and unrestricted grants and entitlements) of \$19,977,238 were adequate to provide for these programs.
- The District's major governmental funds are the general fund, building fund, and classroom facilities fund. The general fund had \$10,888,146 in cash receipts and other financing sources and \$11,106,758 in cash disbursements and other financing uses. During fiscal year 2016, the general fund cash balance decreased \$218,612 from \$4,701,025 to \$4,482,413.
- The building fund had \$44,276 in cash receipts and \$1,310,088 in cash disbursements. During fiscal year 2016, the building fund cash balance decreased \$1,265,812 from \$6,466,489 to \$5,200,677.
- The classroom facilities fund had \$9,364,285 in cash receipts and \$2,424,163 in cash disbursements. During fiscal year 2016, the classroom facilities fund cash balance increased \$6,940,122 from \$20,220,268 to \$27,160,390.

Using the Cash Basis Basic Financial Statements (BFS)

This annual report is presented in a format consistent with the presentation requirements of the Governmental Accounting Standards Board (GASB) Statement No. 34, as applicable to the District's cash basis of accounting.

The statement of net position - cash basis and statement of activities - cash basis provide information about the activities of the whole District, presenting an aggregate view of the District's cash basis finances. Fund financial statements provide the next level of detail. For governmental funds, these statements tell how services were financed in the short-term as well as what remains for future spending. The fund financial statements also look at the District's most significant funds with all other nonmajor funds presented in total in one column. In the case of the District, the general fund, building fund, and the classroom facilities fund are by far the most significant funds, and the only governmental funds reported as major funds.

**NORTHWOOD LOCAL SCHOOL DISTRICT
WOOD COUNTY, OHIO**

**MANAGEMENT'S DISCUSSION AND ANALYSIS
FOR THE FISCAL YEAR ENDED JUNE 30, 2016
(UNAUDITED)**

Reporting the District as a Whole

Statement of Net Position and the Statement of Activities

The statement of net position - cash basis and the statement of activities - cash basis answer the question, "How did we do financially during fiscal year 2016?" These statements include only net position using the cash basis of accounting, which is a basis of accounting other than accounting principles generally accepted in the United States of America. This basis of accounting takes into account only the current year's receipts and disbursements if the cash is actually received or paid.

These two statements report the District's net cash position and changes in that position on a cash basis. This change in net cash position is important because it tells the reader that, for the District as a whole, the cash basis financial position of the District has improved or diminished. The causes of this change may be the result of many factors, some financial, some not. Non-financial factors include the District's property tax base, current property tax laws in Ohio restricting revenue growth, facility conditions, mandated federal and state programs and other factors.

As a result of the use of the cash basis of accounting, certain assets and their related revenues (such as accounts receivable and revenue for billed or provided services not collected) and liabilities and their related expenses (such as accounts payable and expenses for goods or services received but not yet paid, and accrued expenses and liabilities) are not recorded in these financial statements. Therefore, when reviewing the financial information and discussion within this annual report, the reader should keep in mind the limitations resulting from the use of the cash basis of accounting.

In the statement of net position - cash basis and the statement of activities - cash basis, the governmental activities include the District's programs and services, including instruction, support services, operation and maintenance of plant, pupil transportation, extracurricular activities and food service operations.

The District's statement of net position - cash basis and statement of activities - cash basis can be found on pages 13-14 of this report.

Reporting the District's Most Significant Funds

Fund Financial Statements

The analysis of the District's major governmental funds begins on page 10. Fund financial reports provide detailed information about the District's major funds. The District uses many funds to account for a multitude of financial transactions. However, these fund financial statements focus on the District's most significant funds. The District's major governmental funds are the general fund, building fund, and the classroom facilities fund.

Governmental Funds

Most of the District's activities are reported in governmental funds, which focus on how money flows into and out of those funds and the balances left at year-end available for spending in future periods. These funds are reported using the cash basis of accounting, which is a basis of accounting other than accounting principles generally accepted in the United States of America. The governmental fund statements provide a detailed view of the District's general government operations and the basic services it provides. Governmental fund information helps you determine whether there are more or fewer cash basis financial resources that can be readily spent to finance various District programs.

Since the District is reporting on the cash basis of accounting, there are no differences in the net cash position and fund cash balances or changes in net cash position and changes in fund cash balances.

**NORTHWOOD LOCAL SCHOOL DISTRICT
WOOD COUNTY, OHIO**

MANAGEMENT'S DISCUSSION AND ANALYSIS
FOR THE FISCAL YEAR ENDED JUNE 30, 2016
(UNAUDITED)

Therefore, no reconciliation is necessary between such financial statements. The governmental fund statements can be found on pages 15-17 of this report.

Reporting the District's Fiduciary Responsibilities

The District is the trustee, or fiduciary, for its scholarship programs. These activities are presented as private-purpose trust funds. The District also acts in a trustee capacity as an agent for individuals or other entities. These activities are reported in agency funds. All of the District's fiduciary activities are reported in separate statements of fiduciary net position - cash basis and changes in fiduciary net position - cash basis on pages 18 and 19. These activities are excluded from the District's other financial statements because the assets cannot be utilized by the District to finance its operations.

Notes to the Financial Statements

The notes provide additional information that is essential to a full understanding of the data provided in the government-wide and fund financial statements. These notes to the basic financial statements can be found on pages 20-49 of this report.

The District as a Whole

Recall that the statement of net position - cash basis provides the perspective of the District as a whole.

The table below provides a summary of the District's net cash position at June 30, 2016 and 2015.

Net Cash Position

	Governmental Activities <u>2016</u>	Governmental Activities <u>2015</u>
<u>Assets</u>		
Equity in pooled cash and cash equivalents	\$ 38,754,018	\$ 32,835,965
Total assets	<u>\$ 38,754,018</u>	<u>\$ 32,835,965</u>
<u>Net cash position</u>		
Restricted	\$ 34,276,747	\$ 28,134,988
Unrestricted	<u>4,477,271</u>	<u>4,700,977</u>
Total net cash position	<u>\$ 38,754,018</u>	<u>\$ 32,835,965</u>

**NORTHWOOD LOCAL SCHOOL DISTRICT
WOOD COUNTY, OHIO**

**MANAGEMENT'S DISCUSSION AND ANALYSIS
FOR THE FISCAL YEAR ENDED JUNE 30, 2016
(UNAUDITED)**

At June 30, 2016, the District's net cash position was \$38,754,018. A portion of this amount, \$34,276,747, represents resources that are subject to external restriction on how they may be used. The remaining balance of unrestricted net cash position of \$4,477,271 may be used to meet the District's ongoing obligations to the students and creditors. The increase in net cash position is due to the issuance of debt to finance a school facilities improvement project. The following table shows the change in net cash position for fiscal years 2016 and 2015.

	Change in Net Cash Position	
	Governmental Activities <u>2016</u>	Governmental Activities <u>2015</u>
<u>Cash receipts</u>		
Program cash receipts:		
Charges for services and sales	\$ 1,423,853	\$ 1,353,325
Operating grants and contributions	885,166	978,995
General cash receipts:		
Property taxes	5,844,348	5,612,077
Payment in lieu of taxes	515,360	545,990
Income taxes	115,285	6,178
Grants and entitlements	13,115,425	5,034,487
Premium on debt issuance	-	750,154
Debt issuance	-	26,665,000
Investment earnings	237,333	137,195
Miscellaneous	<u>149,487</u>	<u>72,860</u>
Total cash receipts	<u>22,286,257</u>	<u>41,156,261</u>

- Continued

**NORTHWOOD LOCAL SCHOOL DISTRICT
WOOD COUNTY, OHIO**

MANAGEMENT'S DISCUSSION AND ANALYSIS
FOR THE FISCAL YEAR ENDED JUNE 30, 2016
(UNAUDITED)

Change in Net Assets (Continued)

	<u>Governmental Activities 2016</u>	<u>Governmental Activities 2015</u>
<u>Cash disbursements:</u>		
Current:		
Instruction:		
Regular	4,822,580	5,056,762
Special	1,445,638	1,569,507
Vocational	123,412	193,122
Other	24,052	6,717
Support services:		
Pupil	434,165	366,901
Instructional staff	559,571	406,750
Board of education	17,069	17,343
Administration	975,011	920,903
Fiscal	434,416	464,369
Business	1,642	3,450
Operations and maintenance	908,971	910,813
Pupil transportation	559,965	450,373
Central	146,714	191,232
Food service operations	445,225	423,347
Extracurricular activities	537,004	519,777
Facilities acquisition and construction	3,751,057	1,228,737
Debt service:		
Principal retirement	190,000	35,000
Interest and fiscal charges	991,712	738,381
Debt issuance cost	-	540,410
Total cash disbursements	<u>16,368,204</u>	<u>14,043,894</u>

Governmental Activities

Net cash position of the District's governmental activities increased \$5,918,053. Total governmental cash disbursements of \$16,368,204 were offset by program cash receipts of \$2,309,019 and general cash receipts of \$19,977,238. Program cash receipts supported 14.11% of the total governmental disbursements in fiscal year 2016, compared to 16.61% in the previous year. The primary factor for the decrease was due to a decrease in grants and entitlements. The main source of the District's operating grants and contributions is federal grants.

The primary sources of receipts for governmental activities are derived from property taxes and unrestricted grants and entitlements. These sources represent 85.07% of total governmental cash receipts. The increase in income taxes is mostly due to a full year of collection on the income tax levy enacted previous year, while the increase in grants and entitlements is a result of increased Ohio Schools Facilities Commission funding.

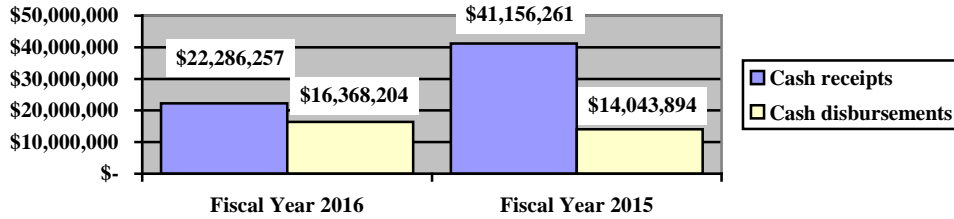
The largest cash disbursement of the District is for instruction. Instruction disbursements totaled \$6,415,682 or 39.20% of total governmental disbursements for fiscal year 2016. Overall, cash disbursements for fiscal year 2016 were in line with the prior year.

**NORTHWOOD LOCAL SCHOOL DISTRICT
WOOD COUNTY, OHIO**

**MANAGEMENT'S DISCUSSION AND ANALYSIS
FOR THE FISCAL YEAR ENDED JUNE 30, 2016
(UNAUDITED)**

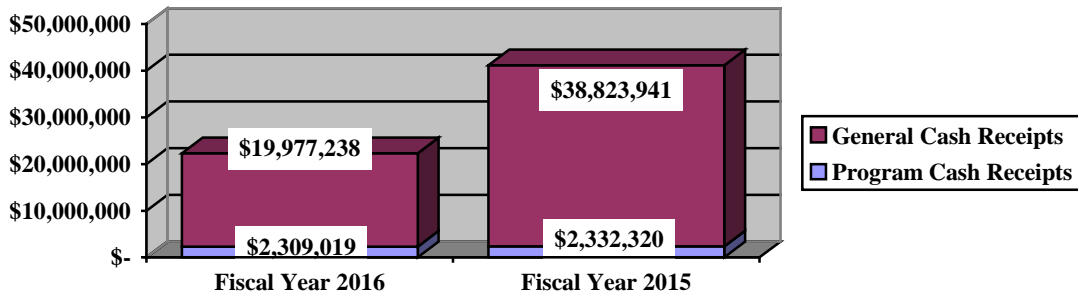
The graph below presents the District's cash receipts and cash disbursements for fiscal years 2016 and 2015.

Governmental Activities - Cash Receipts and Cash Disbursements



The graph below presents the District's governmental activities cash receipts for the fiscal years 2016 and 2015.

Governmental Activities - General and Program Cash Receipts



The statement of activities shows the cost of program services and the charges for services and grants offsetting those services. The following table shows, for governmental activities, the total cost of services and the net cost of services. That is, it identifies the cost of these services supported by tax receipts and unrestricted State grants and entitlements.

**NORTHWOOD LOCAL SCHOOL DISTRICT
WOOD COUNTY, OHIO**

MANAGEMENT'S DISCUSSION AND ANALYSIS
FOR THE FISCAL YEAR ENDED JUNE 30, 2016
(UNAUDITED)

Governmental Activities

	Total Cost of Services <u>2016</u>	Net Cost of Services <u>2016</u>	Total Cost of Services <u>2015</u>	Net Cost of Services <u>2015</u>
Program cash disbursements				
Instruction:				
Regular	\$ 4,822,580	\$ 3,659,747	\$ 5,056,762	\$ 3,964,306
Special	1,445,638	982,230	1,569,507	958,964
Vocational	123,412	114,973	193,122	182,699
Other	24,052	24,052	6,717	6,717
Support services:				
Pupil	434,165	394,102	366,901	366,901
Instructional staff	559,571	554,177	406,750	400,983
Board of education	17,069	17,069	17,343	17,343
Administration	975,011	973,765	920,903	919,593
Fiscal	434,416	434,416	464,369	464,369
Business	1,642	1,642	3,450	3,450
Operations and maintenance	908,971	908,971	910,813	910,813
Pupil transportation	559,965	547,445	450,373	439,617
Central	146,714	144,314	191,232	189,232
Food service operations	445,225	30,835	423,347	3,469
Other non-instructional services:				
Extracurricular activities	537,004	338,678	519,777	340,590
Facilities acquisition and construction	3,751,057	3,751,057	1,228,737	1,228,737
Debt service:				
Principal retirement	190,000	190,000	35,000	35,000
Interest and fiscal charges	991,712	991,712	738,381	738,381
Debt issuance cost	-	-	540,410	540,410
Total cash disbursements	<u>\$ 16,368,204</u>	<u>\$ 14,059,185</u>	<u>\$ 14,043,894</u>	<u>\$ 11,711,574</u>

The dependence upon general cash receipts for governmental activities is apparent; with 85.89% and 83.39% of cash disbursements supported through taxes and other general cash receipts during fiscal years 2016 and 2015, respectively.

**NORTHWOOD LOCAL SCHOOL DISTRICT
WOOD COUNTY, OHIO**

MANAGEMENT'S DISCUSSION AND ANALYSIS
FOR THE FISCAL YEAR ENDED JUNE 30, 2016
(UNAUDITED)

The District's Funds

The District's governmental funds reported a combined fund cash balance of \$38,754,018, which is \$5,918,053 higher than last year's total of \$32,835,965. The schedule below indicates the fund cash balance and the total change in fund cash balance as of June 30, 2016 and June 30, 2015, for all major and nonmajor governmental funds.

	Fund Cash Balance <u>June 30, 2016</u>	Fund Cash Balance <u>June 30, 2015</u>	Increase <u>(Decrease)</u>
General	\$ 4,482,413	\$ 4,701,025	\$ (218,612)
Building	5,200,677	6,466,489	(1,265,812)
Classroom facilities	27,160,390	20,220,268	6,940,122
Nonmajor governmental	<u>1,910,538</u>	<u>1,448,183</u>	<u>462,355</u>
Total	<u>\$ 38,754,018</u>	<u>\$ 32,835,965</u>	<u>\$ 5,918,053</u>

General Fund

The table that follows assists in illustrating the cash receipts and disbursements of the general fund.

	2016 <u>Amount</u>	2015 <u>Amount</u>	Increase <u>(Decrease)</u>
<u>Cash receipts</u>			
Taxes	\$ 5,393,328	\$ 5,282,390	\$ 110,938
Tuition	1,080,200	1,027,786	52,414
Intergovernmental	4,102,132	4,042,103	60,029
Other revenues	<u>312,486</u>	<u>205,740</u>	<u>106,746</u>
Total	<u>\$ 10,888,146</u>	<u>\$ 10,558,019</u>	<u>\$ 330,127</u>
<u>Cash disbursements</u>			
Instruction	\$ 6,140,982	\$ 6,485,462	\$ (344,480)
Support services	3,953,875	3,701,181	252,694
Extracurricular activities	348,167	340,623	7,544
Facilities acquisition and construction	33,503	18,092	15,411
Debt service	<u>505,831</u>	<u>-</u>	<u>505,831</u>
Total	<u>\$ 10,982,358</u>	<u>\$ 10,545,358</u>	<u>\$ 437,000</u>

The increased in taxes were primarily due to an increase in income tax receipts that resulted from a full year of collection of the income tax levy. Other revenues also increased, which was primarily a result of an increased refund from the ESC and an increase income taxes due to a full year of collection on the income tax levy enacted in the previous year.

The increased debt service disbursements came from principal payments on debt that was issued in the previous fiscal year.

**NORTHWOOD LOCAL SCHOOL DISTRICT
WOOD COUNTY, OHIO**

MANAGEMENT'S DISCUSSION AND ANALYSIS
FOR THE FISCAL YEAR ENDED JUNE 30, 2016
(UNAUDITED)

Building Fund

The District's building fund is reported as a major fund. This fund accounts for the accumulation of resources to be used for construction and improvement of school facilities. The building fund had \$44,276 in cash receipts and \$1,310,088 in cash disbursements. During fiscal year 2016, the building fund cash balance decreased from \$6,466,489 to \$5,200,677.

Classroom Facilities Fund

The District's classroom facilities fund is reported as a major fund. This fund accounts for the accumulation of resources to be used for construction and improvement of school facilities. The classroom facilities fund had \$9,364,285 in cash receipts and \$2,424,163 in cash disbursements. During fiscal year 2016, the classroom facilities fund cash balance increased from \$20,220,268 to \$27,160,390.

General Fund Budgeting Highlights

The District's budget is prepared according to Ohio law and is based on accounting for certain transactions on a basis of cash receipts, disbursements and encumbrances. The most significant budgeted fund is the general fund.

For the general fund, final budgetary basis receipts and other financing sources were \$96,985 below original budget estimates of \$11,142,608. The actual budgetary basis receipts and other financing sources of \$10,828,773 were exceeded by the final budget estimate of \$11,045,623. The original budgetary basis disbursements of \$12,370,544 were increased to \$12,742,560 in the final budget. The actual budgetary basis disbursements were \$11,423,354, or \$1,319,206 less than the final budgeted amount as the District realized savings in nearly all general fund programs.

Capital Assets and Debt Administration

Capital Assets

The District does not record capital assets in the accompanying cash basis basic financial statements, but records payments for capital assets as disbursements. The District had facilities acquisition and construction disbursements of \$3,751,057 during fiscal year 2016.

Debt Administration

The following table summarizes the debt obligations outstanding.

Outstanding Debt, at Year End

	Governmental Activities <u>2016</u>	Governmental Activities <u>2015</u>
General obligation bonds	\$ 14,386,041	\$ 14,482,458
Certification of participation	<u>12,140,000</u>	<u>12,180,000</u>
Total	<u>\$ 26,526,041</u>	<u>\$ 26,662,458</u>

Refer to Note 8 to the basic financial statements for detail on the District's long-term debt.

**NORTHWOOD LOCAL SCHOOL DISTRICT
WOOD COUNTY, OHIO**

**MANAGEMENT'S DISCUSSION AND ANALYSIS
FOR THE FISCAL YEAR ENDED JUNE 30, 2016
(UNAUDITED)**

Current Issues

Cash balances are reflected to be in the black for the life of the forecast, however, deficit spending is projected to begin in fiscal year 2017. Fiscal year 2016 had the Biannium budget increase for the District of approximately \$300,000 and that increase in revenue stream allowed the District to have growth in the carryover for fiscal year 2016 rather than deficit spending. Income tax collections were significantly low for the 1st collections in April 2015 but did slowly increase as expected in fiscal year 2016.

Contacting the District's Financial Management

This financial report is designed to provide our citizens, taxpayers, and investors and creditors with a general overview of the District's finances and to show the District's accountability for the money it receives. If you have questions about this report or need additional financial information contact Ms. Angel Adamski, Treasurer, Northwood Local School District, 600 Lemoyne Road, Northwood, Ohio 43619.

THIS PAGE IS INTENTIONALLY LEFT BLANK

**NORTHWOOD LOCAL SCHOOL DISTRICT
WOOD COUNTY, OHIO**

STATEMENT OF NET POSITION - CASH BASIS
JUNE 30, 2016

	Governmental Activities
Assets:	
Equity in pooled cash, cash equivalents, and investments.	\$ 38,754,018
 Total assets.	 <u>\$ 38,754,018</u>
 Net cash position:	
Restricted for:	
Capital projects	\$ 33,977,267
Classroom facilities maintenance	116,836
Debt service.	81,793
Locally funded programs	11,879
State funded programs.	10,800
Federally funded programs	151
Student activities	44,034
Other purposes	33,987
Unrestricted	<u>4,477,271</u>
 Total net cash position.	 <u>\$ 38,754,018</u>

SEE ACCOMPANYING NOTES TO THE BASIC FINANCIAL STATEMENTS

**NORTHWOOD LOCAL SCHOOL DISTRICT
WOOD COUNTY, OHIO**

STATEMENT OF ACTIVITIES - CASH BASIS
FOR THE FISCAL YEAR ENDED JUNE 30, 2016

	Program Cash Receipts			Net (Disbursements) Receipts and Changes in Net Cash Position
	Cash Disbursements	Charges for Services and Sales	Operating Grants Contributions and Interest	Governmental Activities
Governmental activities:				
Instruction:				
Regular	\$ 4,822,580	\$ 1,134,027	\$ 28,806	\$ (3,659,747)
Special	1,445,638	10,878	452,530	(982,230)
Vocational	123,412	-	8,439	(114,973)
Other	24,052	-	-	(24,052)
Support services:				
Pupil	434,165	-	40,063	(394,102)
Instructional staff	559,571	-	5,394	(554,177)
Board of education	17,069	-	-	(17,069)
Administration	975,011	-	1,246	(973,765)
Fiscal	434,416	-	-	(434,416)
Business	1,642	-	-	(1,642)
Operations and maintenance	908,971	-	-	(908,971)
Pupil transportation	559,965	-	12,520	(547,445)
Central	146,714	-	2,400	(144,314)
Operation of non-instructional services:				
Food service operations	445,225	134,093	280,297	(30,835)
Extracurricular activities	537,004	144,855	53,471	(338,678)
Facilities acquisition and construction	3,751,057	-	-	(3,751,057)
Debt service:				
Principal retirement	190,000	-	-	(190,000)
Interest and fiscal charges	991,712	-	-	(991,712)
Total governmental activities	16,368,204	1,423,853	885,166	(14,059,185)
General cash receipts:				
Property taxes levied for:				
General purposes				5,278,043
Debt service				401,519
Permanent improvements				164,786
Payment in lieu of taxes				515,360
Income taxes levied for:				
General purposes				115,285
Grants and entitlements not restricted				
to specific programs				3,907,334
Ohio Schools Facilities Commission Grant				9,208,091
Investment earnings				237,333
Miscellaneous				149,487
Total general cash receipts				19,977,238
Change in net cash position				5,918,053
Net cash position at beginning of year				32,835,965
Net cash position at end of year				\$ 38,754,018

SEE ACCOMPANYING NOTES TO THE BASIC FINANCIAL STATEMENTS

**NORTHWOOD LOCAL SCHOOL DISTRICT
WOOD COUNTY, OHIO**

STATEMENT OF ASSETS AND FUND BALANCES - CASH BASIS
GOVERNMENTAL FUNDS
JUNE 30, 2016

	<u>General</u>	<u>Building</u>	<u>Classroom Facilities</u>	<u>Nonmajor Governmental Funds</u>	<u>Total Governmental Funds</u>
Assets:					
Equity in pooled cash, cash equivalents, and investments.	\$ 4,482,413	\$ 5,200,677	\$ 27,160,390	\$ 1,910,538	\$ 38,754,018
Total assets	<u>\$ 4,482,413</u>	<u>\$ 5,200,677</u>	<u>\$ 27,160,390</u>	<u>\$ 1,910,538</u>	<u>\$ 38,754,018</u>
Fund cash balances:					
Restricted:					
Debt service	-	-	-	81,793	81,793
Capital improvements	-	5,200,677	27,160,390	1,616,200	33,977,267
Classroom facilities maintenance	-	-	-	116,836	116,836
Food service operations	-	-	-	33,987	33,987
Targeted academic assistance	-	-	-	151	151
Other purposes.	-	-	-	22,679	22,679
Extracurricular activities.	-	-	-	44,034	44,034
Committed:					
Future severance payments.	31,900	-	-	-	31,900
Assigned:					
Student instruction	37,204	-	-	-	37,204
Student and staff support.	387,528	-	-	-	387,528
Extracurricular activities	2,451	-	-	-	2,451
School supplies	218	-	-	-	218
Educational activities.	45	-	-	-	45
Unassigned (deficit)	<u>4,023,067</u>	<u>-</u>	<u>-</u>	<u>(5,142)</u>	<u>4,017,925</u>
Total fund cash balances	<u>\$ 4,482,413</u>	<u>\$ 5,200,677</u>	<u>\$ 27,160,390</u>	<u>\$ 1,910,538</u>	<u>\$ 38,754,018</u>

SEE ACCOMPANYING NOTES TO THE BASIC FINANCIAL STATEMENTS

**NORTHWOOD LOCAL SCHOOL DISTRICT
WOOD COUNTY, OHIO**

STATEMENT OF CASH RECEIPTS, DISBURSEMENTS AND CHANGES IN FUND BALANCES - CASH BASIS
GOVERNMENTAL FUNDS
FOR THE FISCAL YEAR ENDED JUNE 30, 2016

	<u>General</u>	<u>Building</u>	<u>Classroom Facilities</u>	<u>Nonmajor Governmental Funds</u>	<u>Total Governmental Funds</u>
Cash receipts:					
From local sources:					
Property taxes	\$ 5,278,043	\$ -	\$ -	\$ 566,305	\$ 5,844,348
Income taxes	115,285	-	-	-	115,285
Payment in lieu of taxes	83,449	-	-	431,911	515,360
Tuition	1,080,200	-	-	-	1,080,200
Earnings on investments	36,591	44,276	156,194	272	237,333
Charges for services	-	-	-	134,093	134,093
Extracurricular	34,559	-	-	144,855	179,414
Classroom materials and fees	28,146	-	-	-	28,146
Contributions and donations	2,000	-	-	23,679	25,679
Other local revenues	127,741	-	-	53,938	181,679
Intergovernmental - state	4,061,371	-	9,208,091	47,354	13,316,816
Intergovernmental - federal	40,761	-	-	587,143	627,904
Total revenues	<u>10,888,146</u>	<u>44,276</u>	<u>9,364,285</u>	<u>1,989,550</u>	<u>22,286,257</u>
Cash disbursements:					
Current:					
Instruction:					
Regular	4,788,777	-	-	33,803	4,822,580
Special	1,204,741	-	-	240,897	1,445,638
Vocational	123,412	-	-	-	123,412
Other	24,052	-	-	-	24,052
Support services:					
Pupil	394,165	-	-	40,000	434,165
Instructional staff	557,785	-	-	1,786	559,571
Board of education	17,069	-	-	-	17,069
Administration	973,761	-	-	1,250	975,011
Fiscal	393,803	6,386	28,283	5,944	434,416
Business	1,642	-	-	-	1,642
Operations and maintenance	908,971	-	-	-	908,971
Pupil transportation	559,965	-	-	-	559,965
Central	146,714	-	-	-	146,714
Operation of non-instructional services:					
Food service operations	-	-	-	445,225	445,225
Extracurricular activities	348,167	-	-	188,837	537,004
Facilities acquisition and construction	33,503	1,303,702	2,395,880	17,972	3,751,057
Debt service:					
Principal retirement	40,000	-	-	150,000	190,000
Interest and fiscal charges	465,831	-	-	525,881	991,712
Total cash disbursements	<u>10,982,358</u>	<u>1,310,088</u>	<u>2,424,163</u>	<u>1,651,595</u>	<u>16,368,204</u>
Excess (deficiency) of revenues over (under) expenditures	(94,212)	(1,265,812)	6,940,122	337,955	5,918,053
Other financing sources (uses):					
Transfers in	-	-	-	241,236	241,236
Transfers (out)	(124,400)	-	-	(116,836)	(241,236)
Total other financing sources (uses)	<u>(124,400)</u>	<u>-</u>	<u>-</u>	<u>124,400</u>	<u>-</u>
Net change in fund cash balances	(218,612)	(1,265,812)	6,940,122	462,355	5,918,053
Fund cash balances at beginning of year	<u>4,701,025</u>	<u>6,466,489</u>	<u>20,220,268</u>	<u>1,448,183</u>	<u>32,835,965</u>
Fund cash balances at end of year	<u>\$ 4,482,413</u>	<u>\$ 5,200,677</u>	<u>\$ 27,160,390</u>	<u>\$ 1,910,538</u>	<u>\$ 38,754,018</u>

SEE ACCOMPANYING NOTES TO THE BASIC FINANCIAL STATEMENTS

**NORTHWOOD LOCAL SCHOOL DISTRICT
WOOD COUNTY, OHIO**

STATEMENT OF CASH RECEIPTS, DISBURSEMENTS AND CHANGES IN
FUND BALANCE - BUDGET AND ACTUAL - BUDGETARY BASIS
GENERAL FUND
FOR THE FISCAL YEAR ENDED JUNE 30, 2016

	<u>Budgeted Amounts</u>			Variance with Final Budget Positive (Negative)
	<u>Original</u>	<u>Final</u>	<u>Actual</u>	
Budgetary basis receipts:				
From local sources:				
Property taxes	\$ 5,604,322	\$ 5,278,044	\$ 5,278,045	\$ 1
Income taxes	180,261	115,285	115,285	-
Payment in lieu of taxes	-	-	83,449	83,449
Tuition	1,091,579	1,080,209	1,080,200	(9)
Earnings on investments	50,072	55,000	36,591	(18,409)
Classroom materials and fees	21,531	16,200	16,001	(199)
Other local revenues	90,130	119,659	86,920	(32,739)
Intergovernmental - state	4,054,641	4,011,077	4,061,372	50,295
Intergovernmental - federal	50,072	40,000	40,761	761
Total budgetary basis receipts	<u>11,142,608</u>	<u>10,715,474</u>	<u>10,798,624</u>	<u>83,150</u>
Budgetary basis disbursements:				
Current:				
Instruction:				
Regular	5,018,631	4,976,489	4,783,584	192,905
Special	1,609,394	1,780,579	1,211,618	568,961
Vocational	130,290	136,192	123,412	12,780
Other	9,192	25,395	24,052	1,343
Support services:				
Pupil	494,533	465,970	394,608	71,362
Instructional staff	609,958	691,551	600,465	91,086
Board of education	18,729	35,548	17,091	18,457
Administration	1,088,003	1,051,201	1,000,076	51,125
Fiscal	508,598	480,807	396,039	84,768
Business	-	5,069	1,690	3,379
Operations and maintenance	1,015,636	1,088,718	1,031,973	56,745
Pupil transportation	684,691	713,373	670,483	42,890
Central	187,235	165,672	149,178	16,494
Extracurricular activities	443,073	449,947	350,618	99,329
Facilities acquisition and construction	-	33,967	33,503	464
Debt service:				
Principal	17,236	40,552	40,000	552
Interest and fiscal charges	535,345	472,330	465,831	6,499
Total budgetary basis disbursements	<u>12,370,544</u>	<u>12,613,360</u>	<u>11,294,221</u>	<u>1,319,139</u>
Excess (deficiency) of budgetary basis receipts over (under) budgetary basis disbursements	<u>(1,227,936)</u>	<u>(1,897,886)</u>	<u>(495,597)</u>	<u>1,402,289</u>
Other financing sources (uses):				
Refund of prior year's expenditures	-	30,149	30,149	-
Transfers in	-	300,000	-	(300,000)
Transfers (out)	-	(129,200)	(129,133)	67
Total other financing sources (uses)	<u>-</u>	<u>200,949</u>	<u>(98,984)</u>	<u>(299,933)</u>
Net change in fund cash balance	(1,227,936)	(1,696,937)	(594,581)	1,102,356
Fund cash balance at beginning of year	4,573,525	4,573,525	4,573,525	-
Prior year encumbrances appropriated	69,136	69,136	69,136	-
Fund cash balance at end of year	<u>\$ 3,414,725</u>	<u>\$ 2,945,724</u>	<u>\$ 4,048,080</u>	<u>\$ 1,102,356</u>

SEE ACCOMPANYING NOTES TO THE BASIC FINANCIAL STATEMENTS

**NORTHWOOD LOCAL SCHOOL DISTRICT
WOOD COUNTY, OHIO**

STATEMENT OF FIDUCIARY NET POSITION - CASH BASIS
FIDUCIARY FUNDS
JUNE 30, 2016

	Private Purpose Trust	
	Scholarship	Agency
Assets:		
Current assets:		
Equity in pooled cash and cash equivalents	\$ 87,624	\$ 32,393
Total assets.	\$ 87,624	\$ 32,393
Net cash position:		
Held in trust for scholarships	\$ 87,624	\$ -
Held for students.	-	32,393
Total net cash position	\$ 87,624	\$ 32,393

SEE ACCOMPANYING NOTES TO THE BASIC FINANCIAL STATEMENTS

**NORTHWOOD LOCAL SCHOOL DISTRICT
WOOD COUNTY, OHIO**

STATEMENT OF CHANGES IN FIDUCIARY NET POSITION - CASH BASIS
FIDUCIARY FUNDS
FOR THE FISCAL YEAR ENDED JUNE 30, 2016

	Private Purpose Trust
	Scholarship
Additions:	
Interest	\$ 740
Gifts and contributions	10,635
Total additions	11,375
 Deductions:	
Scholarships awarded	6,725
Change in net cash position	4,650
Net cash position at beginning of year . . .	82,974
Net cash position at end of year	\$ 87,624

SEE ACCOMPANYING NOTES TO THE BASIC FINANCIAL STATEMENTS

**NORTHWOOD LOCAL SCHOOL DISTRICT
WOOD COUNTY, OHIO**

**NOTES TO THE BASIC FINANCIAL STATEMENTS
FOR THE FISCAL YEAR ENDED JUNE 30, 2016**

NOTE 1 - DESCRIPTION OF THE SCHOOL DISTRICT

Northwood Local School District (the "District") is organized under Article VI, Sections 2 and 3 of the Constitution of the State of Ohio. The District operates under a locally-elected Board form of government consisting of five members elected at-large for staggered four-year terms. The District provides educational services as authorized by State statute and/or federal guidelines.

The District was established in 1964. It is located in Wood County. The District is staffed by 42 classified employees, 62 certified teaching personnel and 10 administrative employees who provide services to 957 students and other community members. The District currently operates three instructional buildings.

NOTE 2 - SUMMARY OF SIGNIFICANT ACCOUNTING POLICIES

As discussed in Note 2.B., these financial statements are presented on the cash basis of accounting. The cash basis of accounting differs from accounting principles generally accepted in the United States of America (GAAP). GAAP includes all relevant Governmental Accounting Standards Board (GASB) pronouncements. In cases where these cash basis statements contain items that are the same as, or similar to, those items in financial statements prepared in conformity with GAAP, similar informative disclosures are provided.

A. Reporting Entity

The reporting entity has been defined in accordance with GASB Statement No. 14, "The Financial Reporting Entity" as amended by GASB Statement No. 39, "Determining Whether Certain Organizations Are Component Units" and GASB Statement No. 61, "The Financial Reporting Entity: Omnibus an amendment of GASB Statements No. 14 and No. 34". The reporting entity is composed of the primary government and component units. The primary government consists of all funds, departments, boards and agencies that are not legally separate from the District. For the District, this includes general operations, food service, and student related activities of the District.

Component units are legally separate organizations for which the District is financially accountable. The District is financially accountable for an organization if the District appoints a voting majority of the organization's Governing Board and (1) the District is able to significantly influence the programs or services performed or provided by the organization; or (2) the District is legally entitled to or can otherwise access the organization's resources; or (3) the District is legally obligated or has otherwise assumed the responsibility to finance the deficits of, or provide financial support to, the organization; or (4) the District is obligated for the debt of the organization. Component units may also include organizations that are fiscally dependent on the District in that the District approves the budget, the issuance of debt or the levying of taxes. Certain organizations are also included as component units if the nature and significance of the relationship between the primary government and the organization is such that exclusion by the primary government would render the primary government's financial statements incomplete or misleading. Based upon the application of these criteria, the District has no component units. The basic financial statements of the reporting entity include only those of the District (the primary government).

**NORTHWOOD LOCAL SCHOOL DISTRICT
WOOD COUNTY, OHIO**

**NOTES TO THE BASIC FINANCIAL STATEMENTS
FOR THE FISCAL YEAR ENDED JUNE 30, 2016**

NOTE 2 - SUMMARY OF SIGNIFICANT ACCOUNTING POLICIES - (Continued)

The following organizations are described due to their relationship to the District:

JOINTLY GOVERNED ORGANIZATIONS

Northern Ohio Educational Computer Association

The Northern Ohio Educational Computer Association (NOECA) is a jointly governed organization among forty-one school districts. The jointly governed organization was formed for the purpose of applying modern technology with the aid of computers and other electronic equipment to the administrative and instructional functions among member districts. Each of the governments of these schools supports NOECA based upon a per pupil charge dependent upon the software package utilized. The NOECA assembly consists of a superintendent from each participating school district and a representative from the fiscal agent. NOECA is governed by a Board of Directors chosen from the general membership of the NOECA assembly. The Board of Directors consists of a representative from the fiscal agent, the chairman of each of the operating committees, and two assembly members from each county in which participating school districts are limited to its representation on the Board. The District paid \$19,945 to NOECA in fiscal year 2016 for services. Financial information can be obtained by contacting NOECA, at 2900 South Columbus Avenue, Sandusky, Ohio 44870.

Penta Career Center

The Penta Career Center (the "Center") is a distinct political subdivision of the State of Ohio which provides vocational education to students. The Center is operated under the direction of a Board consisting of nine members from the participating school districts' elected Boards. The Board consists of one representative from each exempted village and/or city school district: Bowling Green, Maumee, Perrysburg and Rossford; one representative from each of the three least populous counties: Fulton, Ottawa and Sandusky; and one representative from each of the most populous counties: Lucas and Wood. The Center's Board possesses its own budgeting and taxing authority. Financial information can be obtained from Penta Career Center, 9301 Buck Road, Perrysburg, Ohio 43551.

Northwestern Ohio Educational Research Council

The Northwestern Ohio Educational Research Council (NOERC) is a jointly governed organization formed to bring educational entities into a better understanding of their common educational problems, facilitate and conduct practical educational research, coordinate educational research among members, provide a means for evaluating and disseminating the results of research, serve as a repository for research and legislative materials, and provide opportunities for training. The NOERC serves a twenty-five county area in Northwest Ohio. The Board of Directors consists of superintendents from two educational service centers, two exempted village school districts, five local school districts and five city school districts, as well as representatives from two private or parochial schools and three institutions of higher education. Each active member is entitled to one vote on all issues addressed by the Board of Directors. Financial information can be obtained from the Northwestern Ohio Educational Research Council, Box 456, Ashland, Ohio, 44805.

**NORTHWOOD LOCAL SCHOOL DISTRICT
WOOD COUNTY, OHIO**

NOTES TO THE BASIC FINANCIAL STATEMENTS
FOR THE FISCAL YEAR ENDED JUNE 30, 2016

NOTE 2 - SUMMARY OF SIGNIFICANT ACCOUNTING POLICIES - (Continued)

INSURANCE PURCHASING POOLS

Ohio School Plan

The District participates in the Ohio School Plan (the “Plan”), an insurance purchasing pool established under Section 2744.081 of the Ohio Revised Code. The Plan is an unincorporated nonprofit association of its members which enables the participants to provide for a formalized joint insurance purchasing program for maintaining adequate insurance protection and provides risk management programs and other administrative services. The Plan’s business and affairs are conducted by a fifteen-member board consisting of superintendents, treasurers, the president of Harcum-Shuett Insurance Agency, Inc. and a member of the Hylant Group, Inc. The Hylant Group, Inc. is the Plan’s administrator and is responsible for processing claims. Harcum-Shuett Insurance Agency serves as the sales and marketing representative which established agreements between the Plan and its members. Financial information can be obtained from the Harcum-Shuett Insurance Agency, 246 East Sycamore Street, Columbus, Ohio 43206.

Wood County School Benefit Plan Association

The District participates in the Wood County Schools Benefit Plan Association (the “Association”); a public entity shared risk pool consisting of six local school districts, two exempted village school districts, a city school district, a joint vocational school, and an educational service center. The Association is organized as a Voluntary Employee Benefits Association under Section 501(c)(9) of the Internal Revenue Code and provides medical, dental and other benefits to the employees of the participating members. Each participating member’s superintendent is appointed to an Administrative Committee which advises the Trustee, Huntington Bank, concerning aspects of the administration of the Association.

Each member decides which plans offered by the Administrative Committee will be extended to its employees. Participation in the Association is by written application subject to acceptance by the Administrative Committee and payment of the monthly premiums. Financial information can be obtained from Medical Mutual of Ohio, P.O. Box 943, Toledo, Ohio 43656.

Ohio Association of School Business Officials Workers’ Compensation Group Rating Program

The District participates in the Ohio Association of School Business Officials (OASBO) Workers’ Compensation Group Rating Program (GRP). The GRP is sponsored by OASBO and administered by CompManagement, Inc. The intent of the GRP is to achieve the benefit of a reduced premium for the District by virtue of its grouping and representation with other participants in the GRP. The District pays a fee to the GRP to cover the costs of administering the program.

B. Basis of Accounting

Although required by Ohio Administrative Code § 117-2-03(B) to prepare its annual financial report in accordance with GAAP, the District chooses to prepare its financial statements and notes on the cash basis of accounting. The cash basis of accounting is a comprehensive basis of accounting other than GAAP. Receipts are recognized when received in cash rather than when earned, and disbursements are recognized when paid rather than when a liability is incurred.

Budgetary presentations report budgetary cash disbursements when a commitment is made (i.e. when an encumbrance is approved). The difference between disbursements reported in the fund and entity wide statements and disbursements reported in the budgetary statements are due to current year encumbrances being added to disbursements reported on the budgetary statements.

**NORTHWOOD LOCAL SCHOOL DISTRICT
WOOD COUNTY, OHIO**

NOTES TO THE BASIC FINANCIAL STATEMENTS
FOR THE FISCAL YEAR ENDED JUNE 30, 2016

NOTE 2 - SUMMARY OF SIGNIFICANT ACCOUNTING POLICIES - (Continued)

These statements include adequate disclosure of material matters, in accordance with the cash basis of accounting.

C. Fund Accounting

The District uses funds to maintain its financial records during the year. A fund is defined as a fiscal and accounting entity with a self balancing set of accounts. There are three categories of funds: governmental, proprietary and fiduciary. The District has no proprietary funds.

GOVERNMENTAL FUNDS

The District classifies funds financed primarily from taxes, intergovernmental receipts (e.g. grants) and other non-exchange transactions as governmental funds. The following are the District's major governmental funds:

General fund - The general fund is used to account for and report all financial resources not accounted for and reported in another fund. The general fund balance is available for any purpose provided it is disbursed or transferred according to the general laws of Ohio.

Building fund - The Building Fund is used to account for resources that are restricted for the acquisition, construction or improvement of capital facilities and for acquisition of capital assets. The fund balance of this fund is restricted for capital improvements.

Classroom facilities fund - The classroom facilities capital projects fund is used to account for monies received and expended in connection with contracts entered into by the District and the Ohio Facilities Construction Commission (OFCC) for the building and equipping of classroom facilities.

Other governmental funds of the District are used to account for (a) specific cash receipt sources that are restricted or committed to a disbursement for specified purposes other than debt service or capital projects and (b) financial resources that are restricted, committed, or assigned to disbursements for principal and interest.

FIDUCIARY FUNDS

Fiduciary fund reporting focuses on net cash assets and changes in net cash assets. The fiduciary fund category is split into four classifications: pension trust funds, investment trust funds, private-purpose trust funds and agency funds. Trust funds are used to account for cash assets held by the District under a trust agreement for individuals, private organizations, or other governments and are therefore not available to support the District's own programs. The District's private purpose trust funds account for programs that provide college scholarships for students after graduation. Agency funds are custodial in nature and do not involve measurement of results of operations. The District's agency fund accounts for student-managed activities.

D. Basis of Presentation

Government-wide Financial Statements - The statement of net position - cash basis and the statement of activities - cash basis display information about the District as a whole. These statements include the financial activities of the primary government, except for fiduciary funds.

**NORTHWOOD LOCAL SCHOOL DISTRICT
WOOD COUNTY, OHIO**

NOTES TO THE BASIC FINANCIAL STATEMENTS
FOR THE FISCAL YEAR ENDED JUNE 30, 2016

NOTE 2 - SUMMARY OF SIGNIFICANT ACCOUNTING POLICIES - (Continued)

The government-wide statement of activities - cash basis compares disbursements with program receipts for each function or program of the District's governmental activities. These disbursements are those that are specifically associated with a service, program or department and are therefore clearly identifiable to a particular function. Program receipts include charges paid by the recipient of the goods or services offered by the program and grants and contributions that are restricted to meeting the operational or capital requirements of a particular program. Receipts which are not classified as program receipts are presented as general receipts of the District. The comparison of direct disbursements with program receipts identifies the extent to which each business segment or governmental function is self-financing on the cash basis or draws from the general receipts of the District.

Fund Financial Statements - Fund financial statements report detailed information about the District. The focus of governmental fund financial statements is on major funds rather than reporting funds by type. Each major fund is presented in a separate column, and all nonmajor funds are aggregated into one column. Fiduciary funds are reported by fund type.

E. Budgets

The budgetary process is prescribed by provisions of the Ohio Revised Code and entails the preparation of budgetary documents within an established timetable. The major documents prepared are the tax budget, the certificate of estimated resources, and the appropriation resolution, all of which are prepared on the budgetary basis of accounting. The certificate of estimated resources and the appropriation resolution are subject to amendment throughout the year with the legal restriction that appropriations cannot exceed estimated resources, as certified.

All funds, other than agency funds, are legally required to be budgeted and appropriated. The District budgets and appropriates its agency funds. The primary level of budgetary control is at the fund, object level for the general fund, and the fund level for all other funds. Any budgetary modifications at this level may only be made by resolution of the Board of Education.

1. Tax Budget

Prior to January 15, the Superintendent and Treasurer submit to the Board of Education a proposed operating budget for the fiscal year commencing the following July 1. The budget includes proposed expenditures and the means of financing for all funds. Public hearings are publicized and conducted to obtain taxpayers' comments. The express purpose of this budget document is to reflect the need for existing or increased tax rates. By no later than January 20, the Board-adopted budget is filed with the Wood County Budget Commission for rate determination. The Wood County Budget Commission waived the tax budget filing requirement for fiscal year 2016.

2. Estimated Resources

Prior to April 1, the Board of Education accepts, by formal resolution, the tax rates as determined by the County Budget Commission and receives the commission's certificate of estimated resources which states the projected revenue of each fund.

**NORTHWOOD LOCAL SCHOOL DISTRICT
WOOD COUNTY, OHIO**

**NOTES TO THE BASIC FINANCIAL STATEMENTS
FOR THE FISCAL YEAR ENDED JUNE 30, 2016**

NOTE 2 - SUMMARY OF SIGNIFICANT ACCOUNTING POLICIES - (Continued)

Prior to July 1, the District must revise its budget so that total contemplated expenditures from any fund during the ensuing year will not exceed the amount stated in the certificate of estimated resources. The revised budget then serves as the basis for the appropriation measure. On or about July 1, the certificate is amended to include any unencumbered cash balances from the preceding year. The certificate may be further amended during the year if projected increases or decreases in revenue are identified by the District Treasurer. The amounts reported in the budgetary statement reflect the amounts in the original and final amended certificate issued during fiscal year 2016.

3. Appropriations

Upon receipt from the County Auditor of an amended certificate of estimated resources based on final assessed values and tax rates or a certificate saying no new certificate is necessary, the annual appropriation resolution must be legally enacted by the Board of Education at the fund-object level of expenditures for the general fund, and at the fund level for all other funds, which are the legal level of budgetary controls. Prior to the passage of the annual appropriations measure, the Board may pass a temporary appropriation measure to meet the ordinary expenses of the District.

The appropriation resolution, by fund, must be within the estimated resources as certified by the County Budget Commission and the total of expenditures and encumbrances may not exceed the appropriation total of any level of control. Any revisions that alter the total object appropriations within a fund (for general fund), or the total of any fund appropriation (for all other funds) must be approved by the Board of Education.

The Board may pass supplemental fund appropriations so long as the total appropriations by fund do not exceed the amounts set forth in the most recent certificate of estimated resources. During the year, several supplemental appropriations were legally enacted; however, none of these amendments were significant.

The budget figures which appear in the statement of budgetary comparisons represent the original and final appropriation amounts, including all supplemental appropriations.

4. Encumbrances

As part of formal budgetary control, purchase orders, contracts, and other commitments for the expenditure of monies are recorded as the equivalent of expenditures in order to reserve that portion of the applicable appropriation and to determine and maintain legal compliance. Expenditures plus encumbrances may not legally exceed appropriations.

5. Lapsing of Appropriations

At the close of each fiscal year, the unencumbered balance of each appropriation reverts to the respective fund from which it was appropriated and becomes subject to future appropriation. Encumbered appropriations are carried forward to the succeeding fiscal year and are not reappropriated.

**NORTHWOOD LOCAL SCHOOL DISTRICT
WOOD COUNTY, OHIO**

**NOTES TO THE BASIC FINANCIAL STATEMENTS
FOR THE FISCAL YEAR ENDED JUNE 30, 2016**

NOTE 2 - SUMMARY OF SIGNIFICANT ACCOUNTING POLICIES - (Continued)

F. Cash and Investments

To improve cash management, cash received by the District is pooled in a central bank account. Monies for all funds are maintained in this pool. Individual fund integrity is maintained through the District's records. Each fund's interest in the pool is presented as "equity in pooled cash and cash equivalents" on the basic financial statements.

During fiscal year 2016, investments consisted of federal agency securities, U.S. government money market mutual funds, negotiable certificates of deposit, commercial paper and investments in the State Treasury Asset Reserve of Ohio (STAR Ohio). In accordance with the cash basis of accounting, all District investments are reported at cost.

The School District's investment in the State Treasury Asset Reserve of Ohio (STAR Ohio) is an investment pool managed by the State Treasurer's Office which allows governments within the State to pool their funds for investment purposes. STAR Ohio is not registered with the SEC as an investment company and is recognized as an external investment pool by the School District. The School District measures their investment in STAR Ohio at the net asset value (NAV) per share provided by STAR Ohio. The NAV per share is calculated on an amortized cost basis that provides a NAV per share that approximates fair value.

For the fiscal year 2016, there were no limitation or restrictions on any participant withdrawals due to redemption notice periods, liquidity fees, or redemption gates. However, notice must be given 24 hours in advance of all deposits and withdrawals exceeding \$25 million. STAR Ohio reserves the right to limit the transaction to \$50 million, requiring the excess amount to be transacted the following business day(s), but only to the \$50 million limit. All accounts of the participant will be combined for these purposes.

Under existing Ohio statutes all investment earnings are assigned to the general fund unless statutorily required to be credited to a specific fund. By policy of the Board of Education, investment earnings are assigned to the general fund. Interest receipts credited to the general fund during fiscal year 2016 amounted to \$36,591 which includes \$8,652 assigned from other funds.

For presentation on the basic financial statements, investments of the cash management pool and investments with original maturities of three months or less at the time they are purchased by the District are considered to be cash equivalents. Investments with an initial maturity of more than three months are reported as investments.

An analysis of the District's investment account at year end is provided in Note 4.

G. Capital Assets

Acquisition of property, plant, and equipment purchased are recorded as disbursements when paid. These items are not reflected as assets on the accompanying financial statements under the cash basis of accounting. Depreciation has not been reported for any capital assets.

H. Unpaid Vacation and Sick Leave

Employees are entitled to cash payments for unused vacation and sick leave in certain circumstances, such as upon leaving employment. Unpaid vacation and sick leave are not reflected as liabilities under the cash basis of accounting.

**NORTHWOOD LOCAL SCHOOL DISTRICT
WOOD COUNTY, OHIO**

NOTES TO THE BASIC FINANCIAL STATEMENTS
FOR THE FISCAL YEAR ENDED JUNE 30, 2016

NOTE 2 - SUMMARY OF SIGNIFICANT ACCOUNTING POLICIES - (Continued)

I. Long-Term Obligations

Bonds and other long-term obligations are not recognized as a liability in the financial statements under the cash basis of accounting. These statements report proceeds of debt when cash is received, and debt service disbursements for debt principal and interest payments.

J. Fund Cash Balance

Fund cash balance is divided into five classifications based primarily on the extent to which the District is bound to observe constraints imposed upon the use of the resources in the governmental funds. The classifications are as follows:

Nonspendable - The nonspendable fund balance classification includes amounts that cannot be spent because they are not in spendable form or legally required to be maintained intact. The “not in spendable form” criterion includes items that are not expected to be converted to cash.

Restricted - Fund balance is reported as restricted when constraints are placed on the use of resources that are either externally imposed by creditors (such as through debt covenants), grantors, contributors, or laws or regulations of other governments, or imposed by law through constitutional provisions or enabling legislation.

Committed - The committed fund balance classification includes amounts that can be used only for the specific purposes imposed by a formal action (resolution) of the District Board of Education (the highest level of decision making authority). Those committed amounts cannot be used for any other purpose unless the District Board of Education removes or changes the specified use by taking the same type of action (resolution) it employed to previously commit those amounts. Committed fund balance also incorporates contractual obligations to the extent that existing resources in the fund have been specifically committed for use in satisfying those contractual requirements.

Assigned - Amounts in the assigned fund balance classification are intended to be used by the District for specific purposes but do not meet the criteria to be classified as restricted nor committed. In governmental funds other than the general fund, assigned fund balance represents the remaining amount that is not restricted or committed. In the general fund, assigned amounts represent intended uses established by policies of the District Board of Education, which includes giving the Treasurer the authority to constrain monies for intended purposes.

Unassigned - Unassigned fund balance is the residual classification for the general fund and includes all spendable amounts not contained in the other classifications. In other governmental funds, the unassigned classification is only used to report a deficit fund balance resulting from overspending for specific purposes for which amounts had been restricted, committed, or assigned.

The District applies restricted resources first when disbursements are incurred for purposes for which restricted and unrestricted (committed, assigned, and unassigned) fund balance is available. Similarly, within unrestricted fund balance, committed amounts are reduced first followed by assigned, and then unassigned amounts when disbursements are incurred for purposes for which amounts in any of the unrestricted fund balance classifications could be used.

**NORTHWOOD LOCAL SCHOOL DISTRICT
WOOD COUNTY, OHIO**

NOTES TO THE BASIC FINANCIAL STATEMENTS
FOR THE FISCAL YEAR ENDED JUNE 30, 2016

NOTE 2 - SUMMARY OF SIGNIFICANT ACCOUNTING POLICIES - (Continued)

K. Net Cash Position

Net cash position is reported as restricted when enabling legislation or creditors, grantors or laws or regulations of other governments have imposed limitations on its use. The District first applies restricted resources when a disbursement is incurred for purposes for which both restricted and unrestricted net cash position are available. The District did not have any assets restricted by enabling legislation at June 30, 2016.

L. Restricted Assets

Assets are reported as restricted assets when limitations on their use change the normal understanding of the availability of the asset. Such constraints are either imposed by creditors, contributors, grantors, or laws of other governments or imposed by enabling legislation. The District did not have any restricted assets at June 30, 2016.

M. Interfund Activity

Exchange transactions between funds are reported as receipts in the seller funds and as disbursements in the purchaser funds. Flows of cash or goods from one fund to another without a requirement for repayment are reported as interfund transfers in governmental funds. Repayments from funds responsible for particular disbursements to the funds that initially paid for them are not presented on the basic financial statements. Interfund advances and transfers are eliminated in the statement of activities - cash basis.

N. Extraordinary and Special Items

Extraordinary items are transactions or events that are both unusual in nature and infrequent in occurrence. Special items are transactions or events that are within the control of the Board of Education and that are either unusual in nature or infrequent in occurrence. Neither type of transaction occurred during fiscal year 2016.

O. Pensions

For purposes of measuring the net pension liability, information about the fiduciary net position of the pension plans and additions to/deductions from their fiduciary net position have been determined on the same basis as they are reported by the pension systems. For this purpose, benefit payments (including refunds of employee contributions) are recognized when due and payable in accordance with the benefit terms. The pension systems report investments at fair value.

NOTE 3 - ACCOUNTABILITY AND COMPLIANCE

A. Change in Accounting Principles

For fiscal year 2016, the District has implemented GASB Statement No. 72, "Fair Value Measurement and Application", GASB Statement No. 73 "Accounting and Financial Reporting for Pensions and Related Assets That Are Not within the Scope of GASB Statement 68, and Amendments to Certain Provisions of GASB Statements 67 and 68", GASB Statement No. 76, "The Hierarchy of Generally Accepted Accounting Principles for State and Local Governments", and GASB Statement No. 79, "Certain External Investment Pools and Pool Participants".

**NORTHWOOD LOCAL SCHOOL DISTRICT
WOOD COUNTY, OHIO**

**NOTES TO THE BASIC FINANCIAL STATEMENTS
FOR THE FISCAL YEAR ENDED JUNE 30, 2016**

NOTE 3 - ACCOUNTABILITY AND COMPLIANCE – (Continued)

GASB Statement No. 72 addresses accounting and financial reporting issues related to fair value measurement. This Statement also provides guidance for applying fair value to certain investments and disclosures related to all fair value measurements. The implementation of GASB Statement No. 72 did not have an effect on the financial statements of the District.

GASB Statement No. 73 improves the usefulness of information about pensions included in the general purposes external financial reports of state and local governments for making decisions and assessing accountability. The implementation of GASB Statement No. 73 did not have an effect on the financial statements of the District.

GASB Statement No. 76 identifies - in the context of the current governmental financial reporting environment - the hierarchy of generally accepted accounting principles (GAAP). This Statement reduces the GAAP hierarchy to two categories of authoritative GAAP and addresses the use of authoritative and nonauthoritative literature in the event that the accounting treatment for a transaction or other event is not specified within a source of authoritative GAAP. The implementation of GASB Statement No. 76 did not have an effect on the financial statements of the District.

GASB Statement No. 79 establishes criteria for an external investment pool to qualify for making the election to measure all of its investments at amortized cost for financial reporting purposes. The implementation of GASB Statement No. 79 did not have an effect on the financial statements of the District.

B. Compliance

Ohio Administrative Code, Section 117-2-03(B), requires the District to prepare its annual financial report in accordance with generally accepted accounting principles. However, the District prepared its financial statements on a cash basis, which is a comprehensive basis of accounting other than accounting principles generally accepted in the United States of America. The accompanying financial statements omit assets, liabilities, net position/fund balances, and disclosures that, while material, cannot be determined at this time. The District can be fined and various other administrative remedies may be taken against the District.

C. Deficit Cash Balances

The District had the following deficit cash balance at June 30, 2016:

<u>Nonmajor governmental fund:</u>	<u>Deficit</u>
Miscellaneous State Grants	\$ 4,997
IDEA Part B	145

This deficit cash balance resulted from a lag between disbursements made by the District and reimbursements from grantors and are allowable under Ohio Revised Code §3315.20.

**NORTHWOOD LOCAL SCHOOL DISTRICT
WOOD COUNTY, OHIO**

**NOTES TO THE BASIC FINANCIAL STATEMENTS
FOR THE FISCAL YEAR ENDED JUNE 30, 2016**

NOTE 4 - DEPOSITS AND INVESTMENTS

State statutes classify monies held by the District into three categories.

Active deposits are public deposits necessary to meet current demands on the treasury. Such monies must be maintained either as cash in the District treasury, in commercial accounts payable or withdrawable on demand, including negotiable order of withdrawal (NOW) accounts, or in money market deposit accounts.

Inactive deposits are public deposits that the Board of Education has identified as not required for use within the current five-year period of designation of depositories. Inactive deposits must either be evidenced by certificates of deposit maturing not later than the end of the current period of designation of depositories, or by savings or deposit accounts including, but not limited to, passbook accounts.

Interim deposits are deposits of interim monies. Interim monies are those monies which are not needed for immediate use, but which will be needed before the end of the current period of designation of depositories.

Interim deposits must be evidenced by time certificates of deposit maturing not more than one year from the date of deposit or by savings or deposit accounts including passbook accounts.

Interim monies may be deposited or invested in the following securities:

1. United States Treasury Notes, Bills, Bonds, or any other obligation or security issued by the United States Treasury or any other obligation guaranteed as to principal and interest by the United States;
2. Bonds, notes, debentures, or any other obligations or securities issued by any federal government agency or instrumentality, including, but not limited to, the Federal National Mortgage Association, Federal Home Loan Bank, Federal Farm Credit Bank, Federal Home Loan Mortgage Corporation, Government National Mortgage Association, and Student Loan Marketing Association. All federal agency securities shall be direct issuances of federal government agencies or instrumentalities;
3. Written repurchase agreements in the securities listed above provided that the market value of the securities subject to the repurchase agreement must exceed the principal value of the agreement by at least two percent and be marked to market daily, and that the term of the agreement must not exceed thirty days;
4. Bonds and other obligations of the State of Ohio, or legal governments;
5. Time certificates of deposit or savings or deposit accounts including, but not limited to, passbook accounts;
6. No load money market mutual funds consisting exclusively of obligations described in items (1) or (2) above and repurchase agreements secured by such obligations, provided that investments in securities described in this division are made only through eligible institutions;
7. The State Treasurer's investment pool the State Treasury Asset Reserve of Ohio (STAR Ohio);
8. Certain banker's acceptance and commercial paper notes for a period not to exceed one hundred eighty days from the purchase date in an amount not to exceed twenty-five percent of the interim monies available for investment at any one time; and,

**NORTHWOOD LOCAL SCHOOL DISTRICT
WOOD COUNTY, OHIO**

**NOTES TO THE BASIC FINANCIAL STATEMENTS
FOR THE FISCAL YEAR ENDED JUNE 30, 2016**

NOTE 4 - DEPOSITS AND INVESTMENTS - (Continued)

9. Under limited circumstances, corporate debt interests rated in either of the two highest classifications by at least two nationally recognized rating agencies.

Protection of the District's deposits is provided by the Federal Deposit Insurance Corporation (FDIC), by eligible securities pledged by the financial institution as security for repayment, by surety company bonds deposited with the Treasurer by the financial institution or by a single collateral pool established by the financial institution to secure the repayment of all public monies deposited with the institution.

Investments in stripped principal or interest obligations reverse repurchase agreements and derivatives are prohibited. The issuance of taxable notes for the purpose of arbitrage, the use of leverage and short selling are also prohibited. An investment must mature within five years from the date of purchase unless matched to a specific obligation or debt of the District, and must be purchased with the expectation that it will be held to maturity.

Investments may only be made through specified dealers and institutions. Payment for investments may be made only upon delivery of the securities representing the investments to the Treasurer or, if the securities are not represented by a certificate, upon receipt of confirmation of transfer from the custodian.

A. Cash on Hand

At year end, the District had \$2,300 in undeposited cash on hand which is included on the financial statements of the District as part of "equity in pooled cash and cash equivalents".

B. Deposits with Financial Institutions

At June 30, 2016, the carrying amount of all District deposits was \$3,184,834. As of June 30, 2016, of the District's bank balance of \$3,398,031, \$3,311,397 was covered by FDIC and \$86,634 was exposed to custodial credit risk as discussed below.

Custodial credit risk is the risk that, in the event of bank failure, the District's deposits may not be returned. All deposits are collateralized with eligible securities in amounts equal to at least 105% of the carrying value of the deposits. Such collateral, as permitted by the Ohio Revised Code, is held in single financial institution collateral pools at Federal Reserve Banks, or at member banks of the federal reserve system, in the name of the respective depository bank and pledged as a pool of collateral against all of the public deposits it holds or as specific collateral held at the Federal Reserve Bank in the name of the District. The District has no deposit policy for custodial credit risk beyond the requirements of State statute. Although the securities were held by the pledging institutions' trust department and all statutory requirements for the deposit of money had been followed, noncompliance with federal requirements could potentially subject the District to a successful claim by the FDIC.

**NORTHWOOD LOCAL SCHOOL DISTRICT
WOOD COUNTY, OHIO**

NOTES TO THE BASIC FINANCIAL STATEMENTS
FOR THE FISCAL YEAR ENDED JUNE 30, 2016

NOTE 4 - DEPOSITS AND INVESTMENTS - (Continued)

C. Investments

As of June 30, 2016, the District had the following investments and maturities:

Investment type	Balance at Carrying Value	Balance at Fair Value	Investment Maturities					
			6 months or less	7 to 12 months	13 to 18 months	19 to 24 months	Greater than 24 months	
Net Asset Value Per Share STAR Ohio	\$ 9,187,218	\$ 9,187,218	\$ 9,187,218	\$ -	\$ -	\$ -	\$ -	-
Fair Value								
FFCB	723,447	727,298	-	-	-	727,298	-	-
FHLB	8,351,871	8,314,931	3,509,610	3,809,382	490,109	505,830	-	-
FHLMC	5,306,545	5,309,360	1,451,842	2,504,045	602,190	751,283	-	-
FNMA	3,445,041	3,409,417	1,050,000	1,104,873	1,254,544	-	-	-
Commercial Papers	3,885,595	3,895,672	3,646,989	248,683	-	-	-	-
Negotiable CDs	3,284,332	3,325,894	195,068	371,590	321,401	503,843	1,933,992	-
U.S. Gov't Money Market	1,502,852	1,502,852	1,502,852	-	-	-	-	-
Total	<u>\$ 35,686,901</u>	<u>\$ 35,672,642</u>	<u>\$ 20,543,579</u>	<u>\$ 8,038,573</u>	<u>\$ 2,668,244</u>	<u>\$ 2,488,254</u>	<u>\$ 1,933,992</u>	

The weighted average maturity of investments is 0.61 years.

The District categorizes its fair value measurements within the fair value hierarchy established by generally accepted accounting principles. The hierarchy is based on the valuation inputs used to measure the fair value of the asset. Level 1 inputs are quoted prices in active markets for identical assets. Level 2 inputs are significant other observable inputs; Level 3 inputs are significant unobservable inputs. The above chart identifies the District's fair value measurements as of June 30, 2016. All of the District's investments measured at fair value are valued using quoted market prices (Level 1 inputs).

Interest Rate Risk: Interest rate risk is the risk potential purchasers of debt securities will not agree to pay face value for those securities if interest rates subsequently increase. As a means of limiting its exposure to fair value losses arising from rising interest rates and according to state law, the District's investment policy limits investment portfolio maturities to five years or less.

Credit Risk: STAR Ohio carries a rating of AAAM by Standard & Poor's. Ohio law requires that STAR Ohio maintain the highest rating provided by at least one nationally recognized standard service rating. The District's investments in federal agency securities were rated AA+ and AAA by Standard & Poor's and Moody's Investor Services, respectively. The investments in commercial paper were rated A1 by Standard & Poor's. The negotiable CDs are fully covered by FDIC. The U.S. Government money markets are not rated.

**NORTHWOOD LOCAL SCHOOL DISTRICT
WOOD COUNTY, OHIO**

NOTES TO THE BASIC FINANCIAL STATEMENTS
FOR THE FISCAL YEAR ENDED JUNE 30, 2016

NOTE 4 - DEPOSITS AND INVESTMENTS - (Continued)

Custodial Credit Risk: For an investment, custodial credit risk is the risk that, in the event of the failure of the counterparty, the District will not be able to recover the value of its investments or collateral securities that are in the possession of an outside party. The federal agency securities are exposed to custodial credit risk in that they are uninsured, unregistered and held by the counterparty's trust department or agent, but not in the District's name. The District has no investment policy dealing with investment custodial risk beyond the requirement in State statute that prohibits payment for investments prior to the delivery of the securities representing such investments to the treasurer or qualified trustee.

Concentration of Credit Risk: The District places no limit on the amount that may be invested in any one issuer. The following table includes the percentage of each investment type held by the District at June 30, 2016:

<u>Investment type</u>	<u>Carrying Value</u>	<u>% to Total</u>
STAR Ohio	\$ 9,187,218	25.74
FFCB	723,447	2.03
FHLB	8,351,871	23.40
FHLMC	5,306,545	14.87
FNMA	3,445,041	9.65
Commercial Papers	3,885,595	10.89
Negotiable CDs	3,284,332	9.20
U.S. Gov't Money Market	<u>1,502,852</u>	<u>4.22</u>
Total	<u>\$ 35,686,901</u>	<u>100.00</u>

D. Reconciliation of Cash to the Statement of Net Position

The following is a reconciliation of cash as reported in the note above to cash as reported on the statement of net position as of June 30, 2016:

<u>Cash per note</u>	
Carrying amount of deposits	\$ 3,184,834
Investments	35,686,901
Cash on hand	<u>2,300</u>
Total	<u>\$ 38,874,035</u>
 <u>Cash per statement of net position</u>	
Governmental activities	\$ 38,754,018
Private purpose trust funds	87,624
Agency fund	<u>32,393</u>
Total	<u>\$ 38,874,035</u>

**NORTHWOOD LOCAL SCHOOL DISTRICT
WOOD COUNTY, OHIO**

**NOTES TO THE BASIC FINANCIAL STATEMENTS
FOR THE FISCAL YEAR ENDED JUNE 30, 2016**

NOTE 5 - PROPERTY TAXES

Property taxes are levied and assessed on a calendar year basis while the District fiscal year runs from July through June. First half tax collections are received by the District in the second half of the fiscal year. Second half tax distributions occur in the first half of the following fiscal year.

Property taxes include amounts levied against all real property and public utility property. Real property tax revenues received in calendar year 2016 represent the collection of calendar year 2015 taxes. Real property taxes received in calendar year 2016 were levied after April 1, 2015, on the assessed values as of January 1, 2015, the lien date. Assessed values for real property taxes are established by State statute at 35 percent of appraised market value. Real property taxes are payable annually or semiannually. If paid annually, payment is due December 31; if paid semiannually, the first payment is due December 31, with the remainder payable by June 20. Under certain circumstances, State statute permits alternate payment dates to be established. Public utility property tax revenues received in calendar year 2016 represent the collection of calendar year 2015 taxes.

Public utility real and personal property taxes received in calendar year 2016 became a lien on December 31, 2014, were levied after April 1, 2015, and are collected with real property taxes. Public utility real property is assessed at 35 percent of true value; public utility tangible personal property is currently assessed at varying percentages of true value.

The District receives property taxes from Wood County. The County Auditor periodically advances to the District its portion of the taxes collected. Second-half real property tax payments collected by the County by June 30, 2016, are available to finance fiscal year 2016 operations. The amount of second-half real property taxes available for advance at fiscal year-end can vary based on the date the tax bills are sent.

The assessed values upon which the fiscal year 2016 taxes were collected are:

	2015 Second Half Collections		2016 First Half Collections	
	<u>Amount</u>	<u>Percent</u>	<u>Amount</u>	<u>Percent</u>
Agricultural/residential and other real estate	\$ 112,568,200	97.67	\$ 112,754,030	97.58
Public utility personal	<u>2,685,420</u>	<u>2.33</u>	<u>2,796,110</u>	<u>2.42</u>
Total	<u>\$ 115,253,620</u>	<u>100.00</u>	<u>\$ 115,550,140</u>	<u>100.00</u>
Tax rate per \$1,000 of assessed valuation	\$79.82		\$81.25	

NOTE 6 - PAYMENT IN LIEU OF TAXES

According to State law, Wood County has entered into agreements with a number of property owners under which the County has granted property tax exemptions to these property owners. The property owners have agreed to make payments to the County which reflect all or a portion of the property taxes which the property owners would have paid if the taxes had not been exempted. The agreements provide for a portion of these payments to be paid to the District. The property owners' contractually promise to make these payments in lieu of taxes until the agreement expires.

**NORTHWOOD LOCAL SCHOOL DISTRICT
WOOD COUNTY, OHIO**

NOTES TO THE BASIC FINANCIAL STATEMENTS
FOR THE FISCAL YEAR ENDED JUNE 30, 2016

NOTE 7 - INCOME TAXES

The District levies a voted income tax of 0.25% on the income of residents for general operations of the District and to offset a portion of the K-12 facilities construction project. The income tax became effective on January 1, 2015 and is in effect for a continual period of time. Employers of residents are required to withhold income tax on employee compensation and then remit that income tax to the State, and taxpayers are required to file an annual return. The State makes quarterly distributions to the District after withholding amounts for administrative fees and estimated refunds. Income tax revenue is credited to the general fund and amounted to \$115,285 for fiscal year 2016.

NOTE 8 - LONG-TERM OBLIGATIONS

During fiscal year 2016, the following changes occurred in the District's long-term obligations:

	Balance Outstanding <u>June 30, 2015</u>	<u>Additions</u>	<u>Reductions</u>	Balance Outstanding <u>June 30, 2016</u>	Amounts Due in <u>One Year</u>
Governmental activities:					
<u>General obligation bonds</u>					
Series 2014A					
Current interest and term bonds	\$ 10,770,000	\$ -	\$ (135,000)	\$ 10,635,000	\$ 135,000
Capital appreciation bonds	90,000	-	-	90,000	-
Accreted interest	21,391	35,730	-	57,121	-
Series 2014B					
Current interest and term bonds	3,535,000	-	(15,000)	3,520,000	145,000
Capital appreciation bonds	55,000	-	-	55,000	-
Accreted interest	11,067	17,853	-	28,920	-
Total general obligation bonds	<u>14,482,458</u>	<u>53,583</u>	<u>(150,000)</u>	<u>14,386,041</u>	<u>280,000</u>
Certificates of participation	<u>12,180,000</u>	<u>-</u>	<u>(40,000)</u>	<u>12,140,000</u>	<u>145,000</u>
Total governmental activities	<u>\$ 26,662,458</u>	<u>\$ 53,583</u>	<u>\$ (190,000)</u>	<u>\$ 26,526,041</u>	<u>\$ 425,000</u>

Construction bonds, series 2014A: On October 9, 2014, the District issued general obligation bonds in order to fund the local share and required locally funded initiatives under the Classroom Facilities Assistance Program of the Ohio Facilities Construction Commission (OFCC). These bonds are general obligations of the District, for which its full faith and credit is pledged for repayment. The bonds are paid from the bond retirement fund, a nonmajor governmental fund.

The issue is comprised of both current interest and term bonds, par value \$10,780,000, and capital appreciation bonds, par value \$90,000. The interest rates on the current interest bonds range from 1.00% to 5.00%. The capital appreciation bonds mature on July 15, of 2020, 2021, 2022, 2025 and 2026 (stated interest rate of 30.61%, 29.93%, 29.10%, 29.30%, 28.92%, respectively) at a redemption price equal to 100% of the principal plus accreted interest to the redemption date. The accreted value at maturity for the capital appreciation bonds is \$795,000. A total of \$57,121 in interest has been accreted on the capital appreciation bonds as of June 30, 2016.

Interest payments on the current interest and term bonds are due on January 15 and July 15 of each year. The final stated maturity is July 15, 2051.

**NORTHWOOD LOCAL SCHOOL DISTRICT
WOOD COUNTY, OHIO**

NOTES TO THE BASIC FINANCIAL STATEMENTS
FOR THE FISCAL YEAR ENDED JUNE 30, 2016

NOTE 8 - LONG-TERM OBLIGATIONS - (Continued)

Future debt service payments are as follows:

Fiscal Year	Current Interest Bonds, Series 2014A			Capital Appreciation Bonds, Series 2014A		
	Principal	Interest	Total	Principal	Interest	Total
2017	\$ 135,000	\$ 413,781	\$ 548,781	\$ -	\$ -	\$ -
2018	150,000	411,756	561,756	-	-	-
2019	155,000	409,506	564,506	-	-	-
2020	-	406,794	406,794	30,000	125,000	155,000
2021	-	406,794	406,794	25,000	140,000	165,000
2022 - 2026	415,000	2,008,320	2,423,320	35,000	440,000	475,000
2027 - 2031	1,090,000	1,908,357	2,998,357	-	-	-
2032 - 2036	1,390,000	1,704,674	3,094,674	-	-	-
2037 - 2041	1,855,000	1,341,150	3,196,150	-	-	-
2042 - 2046	2,400,000	905,800	3,305,800	-	-	-
2047 - 2051	3,045,000	376,600	3,421,600	-	-	-
Total	<u>\$ 10,635,000</u>	<u>\$ 10,293,532</u>	<u>\$ 20,928,532</u>	<u>\$ 90,000</u>	<u>\$ 705,000</u>	<u>\$ 795,000</u>

Construction bonds, series 2014B: On October 9, 2014, the District issued general obligation bonds in order to fund the local share and required locally funded initiatives under the Classroom Facilities Assistance Program of the Ohio Facilities Construction Commission (OFCC). These bonds are general obligations of the District, for which its full faith and credit is pledged for repayment. The bonds are paid from the bond retirement fund, a nonmajor governmental fund.

The issue is comprised of both current interest bonds, par value \$3,545,000, and capital appreciation bonds, par value \$55,000. The interest rates on the current interest bonds range from 1.00% to 3.75%. The capital appreciation bonds mature on July 15, of 2021 and 2022 (stated interest rate of 25.80% and 24.93%, respectively) at a redemption price equal to 100% of the principal plus accreted interest to the redemption date. The accreted value at maturity for the capital appreciation bonds is \$310,000. A total of \$28,920 in interest has been accreted on the capital appreciation bonds as of June 30, 2016.

Interest payments on the current interest and term bonds are due on January 15 and July 15 of each year. The final stated maturity is July 15, 2037.

**NORTHWOOD LOCAL SCHOOL DISTRICT
WOOD COUNTY, OHIO**

NOTES TO THE BASIC FINANCIAL STATEMENTS
FOR THE FISCAL YEAR ENDED JUNE 30, 2016

NOTE 8 - LONG-TERM OBLIGATIONS - (Continued)

Future debt service payments are as follows:

Fiscal Year	Current Interest Bonds, Series 2014B			Capital Appreciation Bonds, Series 2014B		
	Principal	Interest	Total	Principal	Interest	Total
2017	\$ 145,000	\$ 109,250	\$ 254,250	\$ -	\$ -	\$ -
2018	150,000	107,075	257,075	-	-	-
2019	150,000	104,825	254,825	-	-	-
2020	150,000	102,200	252,200	-	-	-
2021	-	99,200	99,200	30,000	125,000	155,000
2022 - 2026	650,000	467,500	1,117,500	25,000	130,000	155,000
2027 - 2031	930,000	342,187	1,272,187	-	-	-
2032 - 2036	1,100,000	171,125	1,271,125	-	-	-
2037	245,000	9,188	254,188	-	-	-
Total	<u>\$ 3,520,000</u>	<u>\$ 1,512,550</u>	<u>\$ 5,032,550</u>	<u>\$ 55,000</u>	<u>\$ 255,000</u>	<u>\$ 310,000</u>

On August 21, 2008, the District issued \$12,195,000 in certificates of participation ("COPs") to finance the acquisition, construction, installation and improvement of District facilities. The COPs bear interest rates ranging from 1.00% to 5.00%. Interest payments on the COPs are due on January 15 and July 15 of each year. The final maturity stated in the issue is December 1, 2042. Principal and interest payments will be made from the general fund.

Principal and interest requirements to retire the COPs at June 30, 2016, are as follows:

Fiscal Year Ending June 30,	Principal on COPs	Interest on COPs	Total
2017	\$ 145,000	\$ 465,431	\$ 610,431
2018	215,000	462,531	677,531
2019	290,000	458,231	748,231
2020	295,000	452,431	747,431
2021	305,000	443,581	748,581
2022 - 2026	1,695,000	2,028,655	3,723,655
2027 - 2031	1,930,000	1,725,258	3,655,258
2032 - 2036	2,345,000	1,314,838	3,659,838
2037 - 2041	2,890,000	761,800	3,651,800
2042	<u>2,030,000</u>	<u>164,600</u>	<u>2,194,600</u>
Total	<u>\$ 12,140,000</u>	<u>\$ 8,277,356</u>	<u>\$ 20,417,356</u>

**NORTHWOOD LOCAL SCHOOL DISTRICT
WOOD COUNTY, OHIO**

**NOTES TO THE BASIC FINANCIAL STATEMENTS
FOR THE FISCAL YEAR ENDED JUNE 30, 2016**

NOTE 8 - LONG-TERM OBLIGATIONS - (Continued)

The Ohio Revised Code provides that voted net general obligation debt of the District shall never exceed 9% of the total assessed valuation of the District. The code further provides that unvoted indebtedness shall not exceed 1/10 of 1% of the property valuation of the District. The code additionally states that unvoted indebtedness related to energy conservation debt shall not exceed 9/10 of 1% of the property valuation of the District. The assessed valuation use in determining the District's legal debt margin has been modified by House Bill 530 which became effective March 30, 2006. In accordance with House Bill 530, the assessed valuation used in the District's legal debt margin calculation excluded tangible personal property used in business, telephone or telegraph property, interexchange telecommunications company property, and personal property owned or leased by a railroad company and used in railroad operations.

The Ohio Revised Code further provides that when a Board of Education declares a resolution that the student population is not adequately served by existing facilities, and that insufficient capacity exists within the 9% limit to finance additional facilities, the State Department of Education may declare that district a "special needs" district. This permits the incurrence of additional debt based upon projected 5-year growth of the school district's assessed valuation. The District was determined to be a "special needs" district by the State Superintendent.

NOTE 9 - RISK MANAGEMENT

The District is exposed to various risks of loss related to torts; theft or damage to, and destruction of assets; errors and omissions; injuries to employees and natural disasters. The District participates in the Ohio School Plan, an insurance purchasing pool, as described in Note 2.A.

During fiscal year 2016, the District purchased the following coverage:

Buildings and contents - replacement cost	\$ 41,652,008
Automobile liability	2,000,000
General school district liability:	
Per occurrence	2,000,000
Total per year	4,000,000

Settled claims have not exceeded this commercial coverage in any of the past three years, and there has been no significant reduction in coverage from the prior year.

The District participates in the Wood County Schools Benefit Plan Association (the "Association"), a public entity shared risk pool, for employee medical and dental benefits and the Ohio Association of School Business Officials Workers' Compensation Group Rating Plan. These memberships are described in Note 2.A.

**NORTHWOOD LOCAL SCHOOL DISTRICT
WOOD COUNTY, OHIO**

NOTES TO THE BASIC FINANCIAL STATEMENTS
FOR THE FISCAL YEAR ENDED JUNE 30, 2016

NOTE 10 - PENSION PLANS

Net Pension Liability

Pensions are a component of exchange transactions—between an employer and its employees—of salaries and benefits for employee services. Pensions are provided to an employee—on a deferred-payment basis—as part of the total compensation package offered by an employer for employee services each financial period.

The net pension liability represents the District’s proportionate share of each pension plan’s collective actuarial present value of projected benefit payments attributable to past periods of service, net of each pension plan’s fiduciary net position. The net pension liability calculation is dependent on critical long-term variables, including estimated average life expectancies, earnings on investments, cost of living adjustments and others. While these estimates use the best information available, unknowable future events require adjusting this estimate annually.

The Ohio Revised Code limits the District’s obligation for this liability to annually required payments. The District cannot control benefit terms or the manner in which pensions are financed; however, the District does receive the benefit of employees’ services in exchange for compensation including pension.

GASB 68 assumes the liability is solely the obligation of the employer, because (1) they benefit from employee services; and (2) State statute requires all funding to come from these employers. All contributions to date have come solely from these employers (which also includes costs paid in the form of withholdings from employees). State statute requires the pension plans to amortize unfunded liabilities within 30 years. If the amortization period exceeds 30 years, each pension plan’s board must propose corrective action to the State legislature. Any resulting legislative change to benefits or funding could significantly affect the net pension liability. Resulting adjustments to the net pension liability would be effective when the changes are legally enforceable.

Plan Description - School Employees Retirement System (SERS)

Plan Description - The District non-teaching employees participate in SERS, a cost-sharing multiple-employer defined benefit pension plan administered by SERS. SERS provides retirement, disability and survivor benefits, annual cost-of-living adjustments, and death benefits to plan members and beneficiaries. Authority to establish and amend benefits is provided by Ohio Revised Code Chapter 3309. SERS issues a publicly available, stand-alone financial report that includes financial statements, required supplementary information and detailed information about SERS’ fiduciary net position. That report can be obtained by visiting the SERS website at www.ohsers.org under Employers/Audit Resources.

**NORTHWOOD LOCAL SCHOOL DISTRICT
WOOD COUNTY, OHIO**

NOTES TO THE BASIC FINANCIAL STATEMENTS
FOR THE FISCAL YEAR ENDED JUNE 30, 2016

NOTE 10 - PENSION PLANS - (Continued)

Age and service requirements for retirement are as follows:

	Eligible to Retire on or before August 1, 2017 *	Eligible to Retire on or after August 1, 2017
Full benefits	Any age with 30 years of service credit	Age 67 with 10 years of service credit; or Age 57 with 30 years of service credit
Actuarially reduced benefits	Age 60 with 5 years of service credit Age 55 with 25 years of service credit	Age 62 with 10 years of service credit; or Age 60 with 25 years of service credit

* Members with 25 years of service credit as of August 1, 2017, will be included in this plan.

Annual retirement benefits are calculated based on final average salary multiplied by a percentage that varies based on year of service; 2.2 percent for the first thirty years of service and 2.5 percent for years of service credit over 30. Final average salary is the average of the highest three years of salary.

One year after an effective benefit date, a benefit recipient is entitled to a three percent cost-of-living adjustment (COLA). This same COLA is added each year to the base benefit amount on the anniversary date of the benefit.

Funding Policy - Plan members are required to contribute 10 percent of their annual covered salary and the District is required to contribute 14 percent of annual covered payroll. The contribution requirements of plan members and employers are established and may be amended by the SERS' Retirement Board up to statutory maximum amounts of 10 percent for plan members and 14 percent for employers. The Retirement Board, acting with the advice of the actuary, allocates the employer contribution rate among four of the System's funds (Pension Trust Fund, Death Benefit Fund, Medicare B Fund, and Health Care Fund). For the fiscal year ended June 30, 2016, the allocation to pension, death benefits, and Medicare B was 14 percent. None of the employer contribution rate was allocated to the Health Care Fund.

The District's contractually required contribution to SERS was \$183,883 for fiscal year 2016.

Plan Description - State Teachers Retirement System of Ohio (STRS Ohio)

Plan Description - District licensed teachers and other faculty members participate in STRS Ohio, a cost-sharing multiple-employer public employee retirement system administered by STRS Ohio. STRS Ohio provides retirement and disability benefits to members and death and survivor benefits to beneficiaries. STRS Ohio issues a stand-alone financial report that includes financial statements, required supplementary information and detailed information about STRS Ohio's fiduciary net position. That report can be obtained by writing to STRS Ohio, 275 E. Broad St., Columbus, OH 43215-3771, by calling (888) 227-7877, or by visiting the STRS Ohio website at www.strsoh.org.

**NORTHWOOD LOCAL SCHOOL DISTRICT
WOOD COUNTY, OHIO**

**NOTES TO THE BASIC FINANCIAL STATEMENTS
FOR THE FISCAL YEAR ENDED JUNE 30, 2016**

NOTE 10 - PENSION PLANS - (Continued)

New members have a choice of three retirement plans; a Defined Benefit (DB) Plan, a Defined Contribution (DC) Plan and a Combined Plan. Benefits are established by Ohio Revised Code Chapter 3307. The DB plan offers an annual retirement allowance based on final average salary multiplied by a percentage that varies based on years of service. Effective August 1, 2015, the calculation is 2.2 percent of final average salary for the five highest years of earnings multiplied by all years of service. With certain exceptions, the basic benefit is increased each year by two percent of the original base benefit. For members retiring August 1, 2013, or later, the first two percent is paid on the fifth anniversary of the retirement benefit. Members are eligible to retire at age 60 with five year of qualifying service credit, or age 55 with 25 years of service, or 30 years of service regardless of age. Age and service requirements for retirement increased effective August 1, 2015, and will continue to increase periodically until they reach age 60 with 35 years of service or age 65 with five year of service on August 1, 2026.

The DC Plan allows members to place all their member contributions and 9.5 percent of the 14 percent employer contributions into an investment account. Investment allocation decisions are determined by the member. The remaining 4.5 percent of the 14 percent employer rate is allocated to the defined benefit unfunded liability. A member is eligible to receive a retirement benefit at age 50 and termination of employment. The member may elect to receive a lifetime monthly annuity or a lump sum withdrawal.

The Combined Plan offers features of both the DB Plan and the DC Plan. In the Combined Plan, member contributions are allocated among investment choices by the member, and employer contributions are used to fund the defined benefit payment at a reduced level from the regular DB Plan. The defined benefit portion of the Combined Plan payment is payable to a member on or after age 60 with five years of services. The defined contribution portion of the account may be taken as a lump sum payment or converted to a lifetime monthly annuity at age 50.

New members who choose the DC plan or Combined Plan will have another opportunity to reselect a permanent plan during their fifth year of membership. Members may remain in the same plan or transfer to another STRS Ohio plan. The optional annuitization of a member's defined contribution account or the defined contribution portion of a member's Combined Plan account to a lifetime benefit results in STRS Ohio bearing the risk of investment gain or loss on the account. STRS Ohio has therefore included all three plan options as one defined benefit plan for GASB 68 reporting purposes.

A DB or Combined Plan member with five or more years of credited service who is determined to be disabled may qualify for a disability benefit. Eligible survivors of members who die before service retirement may qualify for monthly benefits. New members on or after July 1, 2013, must have at least ten years of qualifying service credit that apply for disability benefits. Members in the DC Plan who become disabled are entitled only to their account balance. If a member of the DC Plan dies before retirement benefits begin, the member's designated beneficiary is entitled to receive the member's account balance.

Funding Policy - Employer and member contribution rates are established by the State Teachers Retirement Board and limited by Chapter 3307 of the Ohio Revised Code. The statutory maximum employee contribution rate was increased one percent July 1, 2015, and will be increased one percent each year until it reaches 14 percent on July 1, 2016. For the fiscal year ended June 30, 2016, plan members were required to contribute 13 percent of their annual covered salary. The District was required to contribute 14 percent; the entire 14 percent was the portion used to fund pension obligations. The fiscal year 2016 contribution rates were equal to the statutory maximum rates.

The District's contractually required contribution to STRS Ohio was \$613,584 for fiscal year 2016.

**NORTHWOOD LOCAL SCHOOL DISTRICT
WOOD COUNTY, OHIO**

NOTES TO THE BASIC FINANCIAL STATEMENTS
FOR THE FISCAL YEAR ENDED JUNE 30, 2016

NOTE 10 - PENSION PLANS - (Continued)

Net Pension Liability

The net pension liability was measured as of June 30, 2015, and the total pension liability used to calculate the net pension liability was determined by an actuarial valuation as of that date. The District's proportion of the net pension liability was based on the District's share of contributions to the pension plan relative to the projected contributions of all participating entities. Following is information related to the proportionate share:

	SERS	STRS Ohio	Total
Proportionate share of the net pension liability	\$2,573,376	\$10,369,160	\$12,942,536
Proportion of the net pension liability	0.0450987%	0.0375190%	

Actuarial Assumptions - SERS

SERS' total pension liability was determined by their actuaries in accordance with GASB Statement No. 67, as part of their annual actuarial valuation for each defined benefit retirement plan. Actuarial valuations of an ongoing plan involve estimates of the value of reported amounts (e.g., salaries, credited service) and assumptions about the probability of occurrence of events far into the future (e.g., mortality, disabilities, retirements, employment termination). Actuarially determined amounts are subject to continual review and potential modifications, as actual results are compared with past expectations and new estimates are made about the future.

Projections of benefits for financial reporting purposes are based on the substantive plan (the plan as understood by the employers and plan members) and include the types of benefits provided at the time of each valuation and the historical pattern of sharing benefit costs between the employers and plan members to that point. The projection of benefits for financial reporting purposes does not explicitly incorporate the potential effects of legal or contractual funding limitations.

Actuarial calculations reflect a long-term perspective. For a newly hired employee, actuarial calculations will take into account the employee's entire career with the employer and also take into consideration the benefits, if any, paid to the employee after termination of employment until the death of the employee and any applicable contingent annuitant. In many cases actuarial calculations reflect several decades of service with the employer and the payment of benefits after termination.

Key methods and assumptions used in calculating the total pension liability in the latest actuarial valuation, prepared as of June 30, 2015, are presented below:

Wage inflation	3.25 percent
Future salary increases, including inflation	4.00 percent to 22 percent
COLA or ad hoc COLA	3 percent
Investment rate of return	7.75 percent net of investments expense, including inflation
Actuarial cost method	Entry age normal

For post-retirement mortality, the table used in evaluating allowances to be paid is the 1994 Group Annuity Mortality Table set back one year for both men and women. Special mortality tables are used for the period after disability retirement.

**NORTHWOOD LOCAL SCHOOL DISTRICT
WOOD COUNTY, OHIO**

NOTES TO THE BASIC FINANCIAL STATEMENTS
FOR THE FISCAL YEAR ENDED JUNE 30, 2016

NOTE 10 - PENSION PLANS - (Continued)

The most recent experience study was completed June 30, 2010.

The long-term return expectation for the Pension Plan Investments has been determined using a building-block approach and assumes a time horizon, as defined in SERS' *Statement of Investment Policy*. A forecasted rate of inflation serves as the baseline for the return expectation. Various real return premiums over the baseline inflation rate have been established for each asset class. The long-term expected nominal rate of return has been determined by calculating a weighted averaged of the expected real return premiums for each asset class, adding the projected inflation rate, and adding the expected return from rebalancing uncorrelated asset classes. The target allocation and best estimates of arithmetic real rates of return for each major assets class are summarized in the following table:

<u>Asset Class</u>	<u>Target Allocation</u>	<u>Long Term Expected Real Rate of Return</u>
Cash	1.00 %	0.00 %
US Stocks	22.50	5.00
Non-US Stocks	22.50	5.50
Fixed Income	19.00	1.50
Private Equity	10.00	10.00
Real Assets	10.00	5.00
Multi-Asset Strategies	<u>15.00</u>	7.50
Total	<u><u>100.00 %</u></u>	

Discount Rate - The total pension liability was calculated using the discount rate of 7.75 percent. The projection of cash flows used to determine the discount rate assumed the contributions from employers and from the members would be computed based on contribution requirements as stipulated by State statute. Projected inflows from investment earning were calculated using the long-term assumed investment rate of return (7.75 percent). Based on those assumptions, the plan's fiduciary net position was projected to be available to make all future benefit payments of current plan members. Therefore, the long-term expected rate of return on pension plan investments was applied to all periods of projected benefits to determine the total pension liability.

Sensitivity of the District's Proportionate Share of the Net Pension Liability to Changes in the Discount Rate - Net pension liability is sensitive to changes in the discount rate, and to illustrate the potential impact the following table presents the net pension liability calculated using the discount rate of 7.75 percent, as well as what each plan's net pension liability would be if it were calculated using a discount rate that is one percentage point lower (6.75 percent), or one percentage point higher (8.75 percent) than the current rate.

	1% Decrease <u>(6.75%)</u>	Current Discount Rate <u>(7.75%)</u>	1% Increase <u>(8.75%)</u>
District's proportionate share of the net pension liability	\$3,568,347	\$2,573,376	\$1,735,527

**NORTHWOOD LOCAL SCHOOL DISTRICT
WOOD COUNTY, OHIO**

NOTES TO THE BASIC FINANCIAL STATEMENTS
FOR THE FISCAL YEAR ENDED JUNE 30, 2016

NOTE 10 - PENSION PLANS - (Continued)

Actuarial Assumptions - STRS Ohio

The total pension liability in the June 30, 2015, actuarial valuation was determined using the following actuarial assumptions, applied to all periods included in the measurement:

Inflation	2.75 percent
Projected salary increases	2.75 percent at age 70 to 12.25 percent at age 20
Investment rate of return	7.75 percent, net of investment expenses
Cost-of-living adjustments (COLA)	2 percent simple applied as follows: for members retiring before August 1, 2013, 2 percent per year; for members retiring August 1, 2013, or later, 2 percent COLA paid on fifth anniversary of retirement date.

Mortality rates were based on the RP-2000 Combined Mortality Table (Projection 2022—Scale AA) for Males and Females. Males' ages are set-back two years through age 89 and no set-back for age 90 and above. Females younger than age 80 are set back four years, one year set back from age 80 through 89 and not set back from age 90 and above.

Actuarial assumptions used in the June 30, 2015, valuation are based on the results of an actuarial experience study, effective July 1, 2012.

The 10 year expected real rate of return on pension plan investments was determined by STRS Ohio's investment consultant by developing best estimates of expected future real rates of return for each major asset class. The target allocation and best estimates of geometric real rates of return for each major asset class are summarized as follows:

<u>Asset Class</u>	<u>Target Allocation</u>	<u>Long Term Expected Real Rate of Return</u>
Domestic Equity	31.00 %	8.00 %
International Equity	26.00	7.85
Alternatives	14.00	8.00
Fixed Income	18.00	3.75
Real Estate	10.00	6.75
Liquidity Reserves	<u>1.00</u>	3.00
Total	<u>100.00 %</u>	

**NORTHWOOD LOCAL SCHOOL DISTRICT
WOOD COUNTY, OHIO**

NOTES TO THE BASIC FINANCIAL STATEMENTS
FOR THE FISCAL YEAR ENDED JUNE 30, 2016

NOTE 10 - PENSION PLANS - (Continued)

Discount Rate - The discount rate used to measure the total pension liability was 7.75 percent as of June 30, 2015. The projection of cash flows used to determine the discount rate assumes member and employer contributions will be made at the statutory contribution rates in accordance with rate increases described above. For this purpose, only employer contributions that are intended to fund benefits of current plan members and their beneficiaries are included. Projected employer contributions that are intended to fund the service costs of future plan members and their beneficiaries, as well as projected contributions from future plan members, are not included. Based on those assumptions, STRS Ohio's fiduciary net position was projected to be available to make all projected future benefit payments to current plan members as of June 30, 2015. Therefore, the long-term expected rate of return on pension plan investments of 7.75 percent was applied to all periods of projected benefit payment to determine the total pension liability as of June 30, 2015.

Sensitivity of the District's Proportionate Share of the Net Pension Liability to Changes in the Discount Rate - The following table presents the District's proportionate share of the net pension liability calculated using the current period discount rate assumption of 7.75 percent, as well as what the District's proportionate share of the net pension liability would be if it were calculated using a discount rate that is one-percentage-point lower (6.75 percent) or one-percentage-point higher (8.75 percent) than the current rate:

	1% Decrease (6.75%)	Current Discount Rate (7.75%)	1% Increase (8.75%)
District's proportionate share of the net pension liability	\$14,403,545	\$10,369,160	\$6,957,485

NOTE 11 - POSTEMPLOYMENT BENEFITS

A. School Employees Retirement System

Health Care Plan Description - The District contributes to the SERS Health Care Fund, administered by SERS for non-certificated retirees and their beneficiaries. For GASB 45 purposes, this plan is considered a cost-sharing, multiple-employer, defined benefit other postemployment benefit (OPEB) plan. The Health Care Plan includes hospitalization and physicians' fees through several types of plans including HMO's, PPO's, Medicare Advantage, and traditional indemnity plans as well as a prescription drug program. The financial report of the Plan is included in the SERS Comprehensive Annual Financial Report which can be obtained on SERS' website at www.ohsers.org under Employers/Audit Resources.

Access to health care for retirees and beneficiaries is permitted in accordance with Section 3309 of the Ohio Revised Code. The Health Care Fund was established and is administered in accordance with Internal Revenue Code Section 105(e). SERS' Retirement Board reserves the right to change or discontinue any health plan or program. Health care is financed through a combination of employer contributions and retiree premiums, copays and deductibles on covered health care expenses, investment returns, and any funds received as a result of SERS' participation in Medicare programs. Active employee members do not contribute to the Health Care Plan. Retirees and their beneficiaries are required to pay a health care premium that varies depending on the plan selected, the number of qualified years of service, Medicare eligibility and retirement status.

**NORTHWOOD LOCAL SCHOOL DISTRICT
WOOD COUNTY, OHIO**

**NOTES TO THE BASIC FINANCIAL STATEMENTS
FOR THE FISCAL YEAR ENDED JUNE 30, 2016**

NOTE 11 - POSTEMPLOYMENT BENEFITS - (Continued)

Funding Policy - State statute permits SERS to fund the health care benefits through employer contributions. Each year, after the allocation for statutorily required basic benefits, the Retirement Board allocates the remainder of the employer contribution of 14 percent of covered payroll to the Health Care Fund. For fiscal year 2016, no portion of covered payroll was allocated to health care. In addition, employers pay a surcharge for employees earning less than an actuarially determined minimum compensation amount, pro-rated according to service credit earned. For fiscal year 2016, this amount was \$23,000. Statutes provide that no employer shall pay a health care surcharge greater than 2 percent of that employer's SERS-covered payroll; nor may SERS collect in aggregate more than 1.5 percent of the total statewide SERS-covered payroll for the health care surcharge.

The District's contributions for health care for the fiscal years ended June 30, 2016, 2015, and 2014 were \$23,755, \$30,679, and \$8,671, respectively. 100 percent has been contributed for fiscal years 2016, 2015 and 2014.

B. State Teachers Retirement System of Ohio

Plan Description - The District contributes to the cost sharing, multiple employer defined benefit Health Plan (the "Plan") administered by the State Teachers Retirement System of Ohio (STRS Ohio) for eligible retirees who participated in the defined benefit or combined pension plans offered by STRS Ohio. Benefits include hospitalization, physicians' fees, prescription drugs and reimbursement of monthly Medicare Part B premiums. The Plan is included in the report of STRS Ohio which may be obtained by visiting www.strsoh.org, under "Publications" or by calling (888) 227-7877.

Funding Policy - Ohio law authorizes STRS Ohio to offer the Plan and gives the Retirement Board authority over how much, if any, of the health care costs will be absorbed by STRS Ohio. Active employee members do not contribute to the Plan. All benefit recipients pay a monthly premium. Under Ohio law, funding for post-employment health care may be deducted from employer contributions. For 2016, STRS Ohio did not allocate any employer contributions to the Health Care Stabilization Fund. The District's contributions for health care for the fiscal years ended June 30, 2016, 2015 and 2014 were \$0, \$0 and \$37,647, respectively; 100 percent has been contributed for fiscal year 2014.

NOTE 12 - OTHER EMPLOYEE BENEFITS

A. Compensated Absences

The criteria for determining vacation and sick leave benefits are derived from negotiated agreements and State laws. Classified employees earn ten to twenty-five days of vacation per year, depending on length of service. Accumulated unused vacation time is paid to classified employees and administrators upon termination of employment. Teachers do not earn vacation time.

B. Health Care Benefits

The District provides medical and dental insurance to all employees through the Wood County Schools Benefit Plan Association. Depending upon the plan chosen, the employees share the cost of monthly premium with the Board. The premium varies with employee depending on the terms of the union contract. The District also offers life insurance to all employees through the Fort Dearborn/Dearborn Life Insurance Company at no cost to the employee.

**NORTHWOOD LOCAL SCHOOL DISTRICT
WOOD COUNTY, OHIO**

NOTES TO THE BASIC FINANCIAL STATEMENTS
FOR THE FISCAL YEAR ENDED JUNE 30, 2016

NOTE 13- INTERFUND TRANSACTIONS

- A. Interfund transfers for the year ended June 30, 2016, consisted of the following, as reported on the fund statements:

<u>Transfers in</u>	<u>Transfers out</u>	<u>Amount</u>
Nonmajor governmental	General fund	\$ 124,400
Nonmajor governmental	Nonmajor governmental	<u>116,836</u>
Total		<u><u>241,236</u></u>

Transfers are used to move revenues from the fund that statute or budget required to collect them to the fund that statute or budget requires to expend them and to use unrestricted revenues collected in the general fund to finance various programs accounted for in other funds in accordance with budgetary authorizations. Interfund transfers between governmental funds are eliminated on the government-wide financial statements.

NOTE 14 - CONTINGENCIES

A. Grants

The District received financial assistance from federal and State agencies in the form of grants. The disbursement of funds received under these programs generally requires compliance with terms and conditions specified in the grant agreements and are subject to audit by the grantor agencies. Any disallowed claims resulting from such audits could become a liability of the general fund or other applicable funds. However, the effect of any such disallowed claims on the overall financial position of the District at June 30, 2016, if applicable, cannot be determined at this time.

B. Litigation

The District is involved in no material litigation as either plaintiff or defendant.

C. Foundation Funding

District Foundation funding is based on the annualized full-time equivalent (FTE) enrollment of each student. Effective for the 2015-2016 school year, traditional Districts must comply with minimum hours of instruction, instead of a minimum number of school days each year. The funding formula the Ohio Department of Education (ODE) is legislatively required to follow will continue to adjust as enrollment information is updated by the District, which can extend past the fiscal year-end. As of the date of this report, ODE has not finalized the impact of enrollment adjustments to the June 30, 2016 Foundation funding for the District; therefore, the financial statement impact is not determinable at this time.

NOTE 15 - SET-ASIDES

The District is required by State law to annually set-aside certain general fund revenue amounts, as defined by statutory formula, for the acquisition and construction of capital improvements. Amounts not spent by the end of the fiscal year or offset by similarly restricted resources received during the year must be held in cash at fiscal year-end. This amount must be carried forward to be used for the same purpose in future years. Expenditures exceeding the set-aside requirement may not be carried forward to the next fiscal year.

**NORTHWOOD LOCAL SCHOOL DISTRICT
WOOD COUNTY, OHIO**

**NOTES TO THE BASIC FINANCIAL STATEMENTS
FOR THE FISCAL YEAR ENDED JUNE 30, 2016**

NOTE 15 - SET-ASIDES – (Continued)

The following cash-basis information describes the change in the fiscal year-end set-aside amount for capital improvements. Disclosure of this information is required by State statute.

	<u>Capital Improvements</u>
Set-aside balance June 30, 2015	\$ -
Current year set-aside requirement	168,808
Current year offsets	<u>(188,916)</u>
Total	<u>\$ (20,108)</u>
Balance carried forward to fiscal year 2016	<u>\$ -</u>
Set-aside balance June 30, 2016	<u>\$ -</u>

NOTE 16 - BUDGETARY BASIS OF ACCOUNTING

While the District is reporting financial position, results of operations, and changes in fund balance on the cash basis, the budgetary basis as provided by law is based upon accounting for certain transactions on a basis of cash receipts, disbursements and encumbrances. The Statement of Cash Receipts, Disbursements and Change in Fund Balance - Budget and Actual - Budgetary Basis presented for the general fund is presented on the budgetary basis to provide a meaningful comparison of actual results with the budget. The major differences between the budgetary basis and the cash basis are that:

- (a) In order to determine compliance with Ohio law, and to reserve that portion of the applicable appropriation, total outstanding encumbrances (budget basis) are recorded as the equivalent of a disbursement, as opposed to assigned or committed fund balance (cash basis); and,
- (b) Some funds are included in the general fund (cash basis), but have separate legally adopted budgets (budget basis).

The adjustments necessary to reconcile the budget basis statement to the cash basis statement are as follows:

Net Change in Fund Balance

	<u>General fund</u>
Budget basis	\$ (594,581)
Net adjustment for revenue accruals	(2)
Net adjustment for expenditure accruals	30,151
Net adjustment for other financing sources/uses	(30,149)
Funds budgeted elsewhere	8,000
Adjustment for encumbrances	<u>367,969</u>
Cash basis	<u>\$ (218,612)</u>

**NORTHWOOD LOCAL SCHOOL DISTRICT
WOOD COUNTY, OHIO**

**NOTES TO THE BASIC FINANCIAL STATEMENTS
FOR THE FISCAL YEAR ENDED JUNE 30, 2016**

NOTE 16 - BUDGETARY BASIS OF ACCOUNTING – (Continued)

Certain funds that are legally budgeted in separate special revenue funds are considered part of the general fund on a cash basis. This includes the band instrument fund, uniform school supplies fund, public school support fund, Northwood school bus activity fund and special enterprise fund.

NOTE 17 - OTHER COMMITMENTS

The District utilizes encumbrance accounting as part of its budgetary controls. Encumbrances outstanding at year-end may be reported as part of restricted, committed, or assigned classifications of fund balance. At year end, the District's commitments for encumbrances in the governmental funds were as follows:

<u>Fund</u>	<u>Year-End Encumbrances</u>
General	\$ 368,691
Building	1,548,837
Classroom facilities	23,883,941
Nonmajor governmental	<u>27,749</u>
Total	<u>\$25,829,218</u>

Rockefeller Building
614 W Superior Ave Ste 1242
Cleveland OH 44113-1306
Office phone - (216) 575-1630
Fax - (216) 436-2411

Charles E. Harris & Associates, Inc.
Certified Public Accountants

**INDEPENDENT AUDITOR'S REPORT ON INTERNAL CONTROL OVER
FINANCIAL REPORTING AND ON COMPLIANCE AND OTHER MATTERS
REQUIRED BY GOVERNMENT AUDITING STANDARDS**

Northwood Local School District
Wood County
500 Lemoyne Road
Northwood, Ohio 43619

To the Board of Education:

We have audited, in accordance with auditing standards generally accepted in the United States and the Comptroller General of the United States' *Government Auditing Standards*, the financial statements of the governmental activities, each major fund, and the aggregate remaining fund information of the Northwood Local School District, Wood County, (the District) as of and for the year ended June 30, 2016, and the related notes to the financial statements, which collectively comprise the District's basic financial statements and have issued our report thereon dated December 27, 2016, wherein we noted the District uses a special purpose framework other than generally accepted accounting principles.

Internal Control Over Financial Reporting

As part of our financial statement audit, we considered the District's internal control over financial reporting (internal control) to determine the audit procedures appropriate in the circumstances to the extent necessary to support our opinion on the financial statements, but not to the extent necessary to opine on the effectiveness of the District's internal control. Accordingly, we have not opined on it.

A *deficiency in internal control* exists when the design or operation of a control does not allow management or employees, when performing their assigned functions, to prevent, or detect and timely correct misstatements. A *material weakness* is a deficiency, or combination of internal control deficiencies resulting in a reasonable possibility that internal control will not prevent or detect and timely correct a material misstatement of the District's financial statements. A *significant deficiency* is a deficiency, or a combination of deficiencies, in internal control that is less severe than a material weakness, yet important enough to merit attention by those charged with governance.

Our consideration of internal control was for the limited purpose described in the first paragraph of this section and was not designed to identify all internal control deficiencies that might be material weaknesses or significant deficiencies. Given these limitations, we did not identify any deficiencies in internal control that we consider material weaknesses. However, unidentified material weaknesses may exist.

Compliance and Other Matters

As part of reasonably assuring whether the District's financial statements are free of material misstatement, we tested its compliance with certain provisions of laws, regulations, contracts, and grant agreements, noncompliance with which could directly and materially affect the determination of financial statement amounts. However, opining on compliance with those provisions was not an objective of our audit and accordingly, we do not express an opinion. The results of our tests disclosed an instance of noncompliance or other matter we must report under *Government Auditing Standards*, which is described in the accompanying schedule of findings as item 2016-001.


We also noted certain matters not requiring inclusion in this report that we reported to the District's management in a separate letter dated December 27, 2016.

District's Response to Finding

The District's response to the finding identified in our audit is described in the accompanying schedule of findings. We did not audit the District's response and, accordingly, we express no opinion on it.

Purpose of this Report

This report only describes the scope of our internal control and compliance testing and our testing results, and does not opine on the effectiveness of the District's internal control or on compliance. This report is an integral part of an audit performed under *Government Auditing Standards* in considering the District's internal control and compliance. Accordingly, this communication is not suitable for any other purpose.



Charles E. Harris & Associates, Inc.
December 27, 2016

**NORTHWOOD LOCAL SCHOOL DISTRICT
WOOD COUNTY**

**SCHEDULE OF FINDINGS
JUNE 30, 2016**

**FINDINGS RELATED TO THE FINANCIAL STATEMENTS
REQUIRED TO BE REPORTED IN ACCORDANCE WITH GAGAS**

FINDING NUMBER 2016-001: Noncompliance

Ohio Rev. Code Section 117.38 provides that each public office shall file a financial report for each fiscal year. The Auditor of State may prescribe forms by rule or may issue guidelines, or both, for such reports. If the Auditor of State has not prescribed a rule regarding the form for the report, the public office shall submit its report on the form utilized by the public office.

Ohio Admin. Code Section 117-2-03(B) requires the District to prepare its annual financial report in accordance with generally accepted accounting principles. Pursuant to Ohio Rev. Code Section 117.38, the District may be fined and subject to various other administrative remedies for its failure to file the required financial report.

The District did not report the financial activity in accordance with generally accepted accounting principles for fiscal year ending June 30, 2016. The accompanying financial statements and notes omit assets, deferred outflows, liabilities, deferred inflows, fund equities, and disclosures that, while material, cannot be determined at this time.

The Board of Education should review the standards and ensure preparation of its financial statements in accordance with AICPA's Audit and Accounting Guide Audits of State and Local Governments. The Board of Education should ensure the financial statements are prepared in accordance with the Ohio Administrative Code and the Ohio Revised Code. Implementation of these procedures would help ensure accurate financial statements are available to the District's community.

Official's Response: See Corrective Action Plan

**NORTHWOOD LOCAL SCHOOL DISTRICT
WOOD COUNTY, OHIO**

**SUMMARY SCHEDULE OF PRIOR AUDIT FINDINGS
JUNE 30, 2016**

Finding Number	Finding Summary	Status	Additional Information
2012-001	Ohio Revised Code § 117.38 and Administrative Code § 117-2-03 (B) – for not preparing its annual financial report in accordance with generally accepted accounting principles.	Not Corrected	Reissued as finding 2016-001. Cost vs Benefit Decision by Treasurer and Board of Education
2015-002	Material Weakness – Accuracy of Schedule of Federal Awards Expenditures	Finding No Longer Valid	No Single Audit required in 2016.

**NORTHWOOD LOCAL SCHOOL DISTRICT
WOOD COUNTY**

**CORRECTIVE ACTION PLAN
JUNE 30, 2016**

Finding Number	Planned Corrective Action	Anticipated Completion Date	Responsible Contact Person
2016-001	As one of the many cost cutting items identified, the Board agreed with the Treasurer's recommendation to suspend the preparation and compilation of the traditional GAAP reports due to its high cost versus the limited value and usage of these reports.	N/A	Angel Adamski, Treasurer

This page intentionally left blank.



Dave Yost • Auditor of State

NORTHWOOD LOCAL SCHOOL DISTRICT

WOOD COUNTY

CLERK'S CERTIFICATION

This is a true and correct copy of the report which is required to be filed in the Office of the Auditor of State pursuant to Section 117.26, Revised Code, and which is filed in Columbus, Ohio.

Susan Babbitt

CLERK OF THE BUREAU

**CERTIFIED
FEBRUARY 16, 2017**