

**PERKINS LOCAL SCHOOL DISTRICT
ERIE COUNTY, OHIO**

***BASIC FINANCIAL STATEMENTS
(AUDITED)***

**FOR THE FISCAL YEAR ENDED
JUNE 30, 2016**

DANIEL BOWMAN, TREASURER



Dave Yost • Auditor of State

Board of Education
Perkins Local School District
3714 Campbell St Ste B
Sandusky, OH 44870

We have reviewed the *Independent Auditor's Report* of the Perkins Local School District, Erie County, prepared by Julian & Grube, Inc., for the audit period July 1, 2015 through June 30, 2016. Based upon this review, we have accepted these reports in lieu of the audit required by Section 117.11, Revised Code. The Auditor of State did not audit the accompanying financial statements and, accordingly, we are unable to express, and do not express an opinion on them.

Our review was made in reference to the applicable sections of legislative criteria, as reflected by the Ohio Constitution, and the Revised Code, policies, procedures and guidelines of the Auditor of State, regulations and grant requirements. The Perkins Local School District is responsible for compliance with these laws and regulations.

A handwritten signature in cursive script that reads "Dave Yost".

Dave Yost
Auditor of State

March 6, 2017

**PERKINS LOCAL SCHOOL DISTRICT
ERIE COUNTY, OHIO**

TABLE OF CONTENTS

Independent Auditor’s Report	1 - 2
Management’s Discussion and Analysis	3 - 13
Basic Financial Statements:	
Government-Wide Financial Statements:	
Statement of Net Position.....	14
Statement of Activities	15
Fund Financial Statements:	
Balance Sheet - Governmental Funds	16
Reconciliation of Total Governmental Fund Balances to Net Position of Governmental Activities.....	17
Statement of Revenues, Expenditures and Changes in Fund Balances - Governmental Funds.....	18
Reconciliation of the Statement of Revenues, Expenditures and Changes in Fund Balances of Governmental Funds to the Statement of Activities	19
Statement of Revenues, Expenditures and Changes in Fund Balance - Budget and Actual (Non-GAAP Budgetary Basis) - General Fund	20
Statement of Fiduciary Net Position - Fiduciary Funds	21
Statement of Changes in Fiduciary Net Position - Fiduciary Fund	22
Notes to the Basic Financial Statements.....	23 - 56
Required Supplementary Information:	
Schedule of the District’s Proportionate Share of the Net Pension Liability:	
School Employees Retirement System (SERS) of Ohio	57
State Teachers Retirement System (STRS) of Ohio	58
Schedule of District Contributions:	
School Employees Retirement System (SERS) of Ohio	59 - 60
State Teachers Retirement System (STRS) of Ohio	61 - 62
Notes to Required Supplementary Information	63
Supplementary Information:	
Schedule of Expenditures of Federal Awards.....	64
Independent Auditor’s Report on Internal Control Over Financial Reporting and on Compliance and Other Matters Required by <i>Government Auditing Standards</i>	65 - 66
Independent Auditor’s Report on Compliance With Requirements Applicable to The Major Federal Program and on Internal Control Over Compliance Required by the Uniform Guidance.....	67 - 68
Schedule of Findings <i>Uniform Guidance 2 CFR § 200.515</i>	69
Summary Schedule of Prior Audit Findings.....	70



Julian & Grube, Inc. *Serving Ohio Local Governments*

333 County Line Rd. West, Westerville, OH 43082 Phone: 614.846.1899 Fax: 614.846.2799

#

Independent Auditor's Report

Perkins Local School District
Erie County
3714 Campbell Street, Suite B
Sandusky, Ohio 44870

To the Board of Education:

Report on the Financial Statements

We have audited the accompanying financial statements of the governmental activities, each major fund, and the aggregate remaining fund information of the Perkins Local School District, Erie County, Ohio, as of and for the fiscal year ended June 30, 2016, and the related notes to the financial statements, which collectively comprise the Perkins Local School District's basic financial statements as listed in the table of contents.

Management's Responsibility for the Financial Statements

Management is responsible for preparing and fairly presenting these financial statements in accordance with accounting principles generally accepted in the United States of America; this includes designing, implementing, and maintaining internal control relevant to preparing and fairly presenting financial statements that are free from material misstatement, whether due to fraud or error.

Auditor's Responsibility

Our responsibility is to opine on these financial statements based on our audit. We audited in accordance with auditing standards generally accepted in the United States of America and the financial audit standards in the Comptroller General of the United States' *Government Auditing Standards*. Those standards require us to plan and perform the audit to reasonably assure the financial statements are free from material misstatement.

An audit requires obtaining evidence about financial statement amounts and disclosures. The procedures selected depend on our judgment, including assessing the risks of material financial statement misstatement, whether due to fraud or error. In assessing those risks, we consider internal control relevant to the Perkins Local School District's preparation and fair presentation of the financial statements in order to design audit procedures that are appropriate in the circumstances, but not to the extent needed to opine on the effectiveness of the Perkins Local School District's internal control. Accordingly, we express no opinion. An audit also includes evaluating the appropriateness of management's accounting policies and the reasonableness of their significant accounting estimates, as well as our evaluation of the overall financial statement presentation.

We believe the audit evidence we obtained is sufficient and appropriate to support our audit opinions.

Opinion

In our opinion, the financial statements referred to above present fairly, in all material respects, the respective financial position of the governmental activities, each major fund, and the aggregate remaining fund information of the Perkins Local School District, Erie County, Ohio, as of June 30, 2016, and the respective changes in the financial position and the budgetary comparison for the General fund thereof for the fiscal year then ended in accordance with the accounting principles generally accepted in the United States of America.

Emphasis of Matter

As discussed in Note 21, the District was declared in Fiscal Caution by the Ohio Department of Education (ODE). We did not modify our opinion regarding this matter.

Other Matters

Required Supplementary Information

Accounting principles generally accepted in the United States of America require this presentation to include *Management's discussion and analysis* and schedules of net pension liabilities and pension contributions listed in the table of contents, to supplement the basic financial statements. Although this information is not part of the basic financial statements, the Governmental Accounting Standards Board considers it essential for placing the basic financial statements in an appropriate operational, economic, or historical context. We applied certain limited procedures to the required supplementary information in accordance with auditing standards generally accepted in the United States of America, consisting of inquiries of management about the methods of preparing the information and comparing the information for consistency with management's responses to our inquiries, to the basic financial statements, and other knowledge we obtained during our audit of the basic financial statements. We do not opine or provide any assurance on the information because the limited procedures do not provide us with sufficient evidence to opine or provide any other assurance.

Supplementary Information

Our audit was conducted to opine on the Perkins Local School District's basic financial statements taken as a whole.

The Schedule of Expenditures of Federal Awards presents additional analysis as required by Title 2 U.S. Code of Federal Regulations (CFR) Part 200, Uniform Administrative Requirements, Cost Principles, and Audit Requirements for Federal Awards and is not a required part of the financial statements.

The schedule is management's responsibility, and derives from and relates directly to the underlying accounting and other records used to prepare the basic financial statements. We subjected this schedule to the auditing procedures we applied to the basic financial statements. We also applied certain additional procedures, including comparing and reconciling the schedule directly to the underlying accounting and other records used to prepare the basic financial statements or to the basic financial statements themselves in accordance with auditing standards generally accepted in the United States of America. In our opinion, this schedule is fairly stated in all material respects in relation to the basic financial statements taken as a whole.

Other Reporting Required by Government Auditing Standards

In accordance with *Government Auditing Standards*, we have also issued our report dated December 20, 2016, on our consideration of the Perkins Local School District's internal control over financial reporting and our tests of its compliance with certain provisions of laws, regulations, contracts and grant agreements and other matters. That report describes the scope of our internal control testing over financial reporting and compliance, and the results of that testing, and does not opine on internal control over financial reporting or on compliance. That report is an integral part of an audit performed in accordance with *Government Auditing Standards* in considering the Perkins Local School District's internal control over financial reporting and compliance.



**PERKINS LOCAL SCHOOL DISTRICT
ERIE COUNTY, OHIO**

**MANAGEMENT'S DISCUSSION AND ANALYSIS
FOR THE FISCAL YEAR ENDED JUNE 30, 2016**

The management's discussion and analysis of the Perkins Local School District's (the "District") financial performance provides an overall review of the District's financial activities for the fiscal year ended June 30, 2016. The intent of this discussion and analysis is to look at the District's financial performance as a whole; readers should also review the basic financial statements and the notes to the basic financial statements to enhance their understanding of the District's financial performance.

Financial Highlights

Key financial highlights for fiscal year 2016 are as follows:

- In total, net position of governmental activities increased \$2,750,503 which represents a 13.69% increase from 2015's net position.
- General revenues accounted for \$20,977,716 in revenue or 75.88% of all revenues. Program specific revenues in the form of charges for services, grants and contributions accounted for \$6,669,998 or 24.12% of total revenues of \$27,647,714.
- The District had \$24,897,211 in expenses related to governmental activities; only \$6,669,998 of these expenses were offset by program-specific charges for services, grants or contributions. General revenues supporting governmental activities (primarily taxes and unrestricted grants and entitlements) of \$20,977,716 were adequate to provide for these programs.
- The District's major governmental funds are the general fund and the permanent improvement fund. The general fund had \$23,181,920 in revenues and \$22,374,080 in expenditures. During fiscal year 2016, the general fund's fund balance increased \$806,395 from a balance of \$212,700 to a balance of \$1,019,095.
- The permanent improvement fund had \$2,306,880 in revenues and \$2,418,765 in expenditures and other financing uses. During fiscal year 2016, the permanent improvement fund's fund balance decreased \$111,885 from \$197,284 to \$85,399.

Using the Basic Financial Statements

This annual report consists of a series of financial statements and notes to those statements. These statements are organized so the reader can understand the District as a financial whole, an entire operating entity. The statements then proceed to provide an increasingly detailed look at specific financial activities.

The statement of net position and statement of activities provide information about the activities of the whole District, presenting both an aggregate view of the District's finances and a longer-term view of those finances. Fund financial statements provide the next level of detail. For governmental funds, these statements tell how services were financed in the short-term as well as what remains for future spending. The fund financial statements also look at the District's most significant funds with all other nonmajor funds presented in total in one column. The general fund and the permanent improvement fund are by far the District's most significant funds and the only governmental funds reported as major funds.

**PERKINS LOCAL SCHOOL DISTRICT
ERIE COUNTY, OHIO**

MANAGEMENT'S DISCUSSION AND ANALYSIS
FOR THE FISCAL YEAR ENDED JUNE 30, 2016

Reporting the District as a Whole

Statement of Net Position and the Statement of Activities

While this document contains the large number of funds used by the District to provide programs and activities, the view of the District as a whole looks at all financial transactions and asks the question, "How did the District do financially during fiscal year 2016?" The statement of net position and the statement of activities answer this question. These statements include all assets, deferred outflows, liabilities, deferred inflows, revenues and expenses using the accrual basis of accounting similar to the accounting used by most private-sector companies. This basis of accounting will take into account all of the current year's revenues and expenses regardless of when cash is received or paid.

These two statements report the District's net position and changes in net position. This change in net position is important because it tells the reader that, for the District as a whole, the financial position of the District has improved or diminished. The causes of this change may be the result of many factors, some financial, some not. Non-financial factors include the District's property tax base, current property tax laws in Ohio restricting revenue growth, facility conditions, required educational programs and other factors.

In the statement of net position and the statement of activities, the governmental activities include the District's programs and services, including instruction, support services, operation and maintenance, pupil transportation central, operation of non-instructional services, extracurricular activities, and food service operations and interest and fiscal charges.

The District's statement of net position and statement of activities can be found on pages 14-15 of this report.

Reporting the District's Most Significant Funds

Fund Financial Statements

The analysis of the District's major governmental funds begins on page 10. Fund financial reports provide detailed information about the District's major funds. The District uses many funds to account for a multitude of financial transactions; these fund financial statements focus on the District's most significant funds. The District's major governmental funds are the general fund and the permanent improvement fund.

Governmental Funds

Most of the District's activities are reported in governmental funds, which focus on how money flows into and out of those funds and the balances left at year-end available for spending in future periods. These funds are reported using an accounting method called modified accrual basis of accounting, which measures cash and all other financial assets than can readily be converted to cash. The governmental fund financial statements provide a detailed short-term view of the District's general government operations and the basic services it provides. Governmental fund information helps you determine whether there are more or fewer financial resources that can be spent in the near future to finance educational programs. The relationship (or differences) between governmental activities (reported in the statement of net position and the statement of activities) and governmental funds is reconciled in the basic financial statements. The basic governmental fund financial statements can be found on pages 16-20 of this report.

Reporting the District's Fiduciary Responsibilities

The District is the trustee, or fiduciary, for its scholarship programs. This activity is presented as a private-purpose trust fund. The District also acts in a trustee capacity as an agent for individuals and for the Sandusky Public Library. These activities are reported in an agency fund. All of the District's fiduciary activities are reported in separate statements of fiduciary net position and changes in fiduciary net position on pages 21 and 22. These activities are excluded from the District's other financial statements because the assets cannot be utilized by the District to finance its operations.

**PERKINS LOCAL SCHOOL DISTRICT
ERIE COUNTY, OHIO**

MANAGEMENT'S DISCUSSION AND ANALYSIS
FOR THE FISCAL YEAR ENDED JUNE 30, 2016

Notes to the Basic Financial Statements

The notes provide additional information that is essential to a full understanding of the data provided in the government-wide and fund financial statements. These notes to the basic financial statements can be found on pages 23-56 of this report.

Required Supplementary Information

In addition to the basic financial statements and accompanying notes, this report also presents certain required supplementary information concerning the District's net pension liability. The required supplementary information can be found on pages 57-63 of this report.

The District as a Whole

The table below provides a summary of the District's net position at June 30, 2016 and June 30, 2015.

	Net Position	
	Governmental Activities <u>2016</u>	Governmental Activities <u>2015</u>
<u>Assets</u>		
Current and other assets	\$ 18,168,936	\$ 16,846,646
Capital assets, net	<u>14,055,613</u>	<u>14,112,387</u>
Total assets	<u>32,224,549</u>	<u>30,959,033</u>
<u>Deferred Outflows of Resources</u>		
Pension	<u>3,931,244</u>	<u>2,159,188</u>
Total deferred outflows of resources	<u>3,931,244</u>	<u>2,159,188</u>
<u>Liabilities</u>		
Current liabilities	2,857,043	2,896,299
Long-term liabilities:		
Due within one year	1,671,414	1,776,181
Due in more than one year:		
Net pension liability	33,781,052	29,186,534
Other amounts	<u>2,329,364</u>	<u>3,842,309</u>
Total liabilities	<u>40,638,873</u>	<u>37,701,323</u>
<u>Deferred Inflows of Resources</u>		
Property taxes and PILOTs levied for next year	10,730,110	10,218,733
Pensions	<u>2,120,456</u>	<u>5,282,314</u>
Total deferred inflows of resources	<u>12,850,566</u>	<u>15,501,047</u>
<u>Net Position</u>		
Net investment in capital assets	12,067,827	11,289,306
Restricted	1,463,227	1,547,834
Unrestricted (deficit)	<u>(30,864,700)</u>	<u>(32,921,289)</u>
Total net position	<u>\$ (17,333,646)</u>	<u>\$ (20,084,149)</u>

**PERKINS LOCAL SCHOOL DISTRICT
ERIE COUNTY, OHIO**

MANAGEMENT'S DISCUSSION AND ANALYSIS
FOR THE FISCAL YEAR ENDED JUNE 30, 2016

During 2015, the District adopted GASB Statement 68, "Accounting and Financial Reporting for Pensions—an Amendment of GASB Statement 27," which significantly revises accounting for pension costs and liabilities. For reasons discussed below, many end users of this financial statement will gain a clearer understanding of the District's actual financial condition by adding deferred inflows related to pension and the net pension liability to the reported net position and subtracting deferred outflows related to pension.

Governmental Accounting Standards Board standards are national and apply to all government financial reports prepared in accordance with generally accepted accounting principles. When accounting for pension costs, GASB 27 focused on a funding approach. This approach limited pension costs to contributions annually required by law, which may or may not be sufficient to fully fund each plan's *net pension liability*. GASB 68 takes an earnings approach to pension accounting; however, the nature of Ohio's statewide pension systems and state law governing those systems requires additional explanation in order to properly understand the information presented in these statements.

Under the new standards required by GASB 68, the net pension liability equals the District's proportionate share of each plan's collective:

1. Present value of estimated future pension benefits attributable to active and inactive employees' past service
2. Minus plan assets available to pay these benefits

GASB notes that pension obligations, whether funded or unfunded, are part of the "employment exchange" – that is, the employee is trading his or her labor in exchange for wages, benefits, and the promise of a future pension. GASB noted that the unfunded portion of this pension promise is a present obligation of the government, part of a bargained-for benefit to the employee, and should accordingly be reported by the government as a liability since they received the benefit of the exchange. However, the District is not responsible for certain key factors affecting the balance of this liability. In Ohio, the employee shares the obligation of funding pension benefits with the employer. Both employer and employee contribution rates are capped by State statute. A change in these caps requires action of both Houses of the General Assembly and approval of the Governor. Benefit provisions are also determined by State statute. The employee enters the employment exchange with the knowledge that the employer's promise is limited not by contract but by law. The employer enters the exchange also knowing that there is a specific, legal limit to its contribution to the pension system. In Ohio, there is no legal means to enforce the unfunded liability of the pension system *as against the public employer*. State law operates to mitigate/lessen the moral obligation of the public employer to the employee, because all parties enter the employment exchange with notice as to the law. The pension system is responsible for the administration of the plan.

Most long-term liabilities have set repayment schedules or, in the case of compensated absences (i.e. sick and vacation leave), are satisfied through paid time-off or termination payments. There is no repayment schedule for the net pension liability. As explained above, changes in pension benefits, contribution rates, and return on investments affect the balance of the net pension liability, but are outside the control of the local government. In the event that contributions, investment returns, and other changes are insufficient to keep up with required pension payments, State statute does not assign/identify the responsible party for the unfunded portion. Due to the unique nature of how the net pension liability is satisfied, this liability is separately identified within the long-term liability section of the statement of net position.

In accordance with GASB 68, the District's statements prepared on an accrual basis of accounting include an annual pension expense for their proportionate share of each plan's *change* in net pension liability not accounted for as deferred inflows/outflows.

Over time, net position can serve as a useful indicator of a government's financial position. At June 30, 2016, the District's liabilities and deferred inflows of resources exceeded assets and deferred outflows of resources by \$17,333,646.

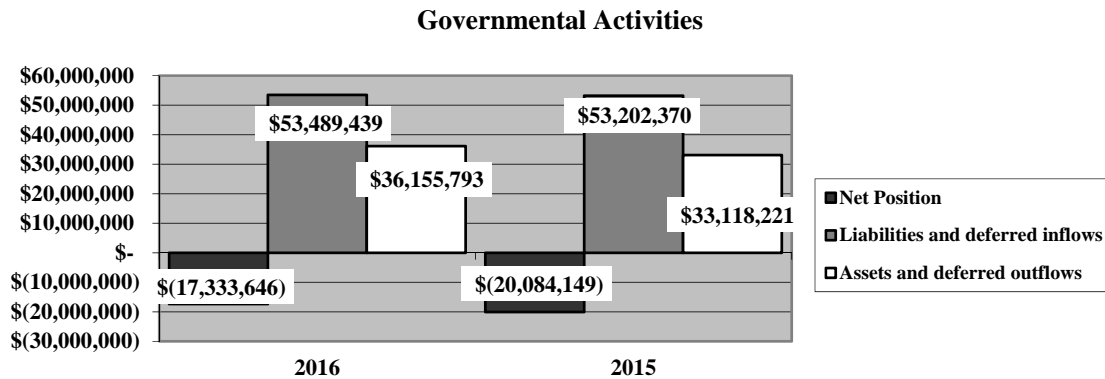
**PERKINS LOCAL SCHOOL DISTRICT
ERIE COUNTY, OHIO**

**MANAGEMENT'S DISCUSSION AND ANALYSIS
FOR THE FISCAL YEAR ENDED JUNE 30, 2016**

Net position of the District increased \$2,750,503 or 13.69%. Current and other assets increased primarily due to an increase in property taxes receivable. Capital assets decreased due to current year depreciation expense exceeding capital asset additions. At fiscal year-end, capital assets represented 43.62% of total assets. Capital assets include land, construction in progress, land improvements, buildings and improvements, furniture and equipment, and vehicles. Net investment in capital assets at June 30, 2016 was \$12,067,827. These capital assets are used to provide services to the students and are not available for future spending. Although the District's investment in capital assets is reported net of related debt, it should be noted that the resources to repay the debt must be provided from other sources, since capital assets may not be used to liquidate these liabilities.

A portion of the District's net position, \$1,463,227, represents resources that are subject to external restriction on how they may be used. The remaining is an unrestricted balance of \$(30,864,700).

The graph below presents the District's governmental assets, liabilities, deferred inflows and net position at June 30, 2016 and June 30, 2015.



The table below shows the change in net position for fiscal years 2016 and 2015.

	Change in Net Position	
	Governmental Activities 2016	Governmental Activities 2015
Revenues		
Program revenues:		
Charges for services and sales	\$ 4,978,919	\$ 4,642,970
Operating grants and contributions	1,602,324	1,908,986
Capital grants and contributions	88,755	80,529
General revenues:		
Property taxes	13,925,031	12,080,604
Grants and entitlements	6,573,907	7,010,103
Payment in lieu of taxes	373,171	722,746
Investment earnings	5,485	3,039
Other	100,122	143,392
Total revenues	27,647,714	26,592,369

(Continued)

**PERKINS LOCAL SCHOOL DISTRICT
ERIE COUNTY, OHIO**

MANAGEMENT'S DISCUSSION AND ANALYSIS
FOR THE FISCAL YEAR ENDED JUNE 30, 2016

Change in Net Position (Continued)

	<u>Governmental Activities 2016</u>	<u>Governmental Activities 2015</u>
<u>Expenses</u>		
Program expenses:		
Instruction:		
Regular	\$ 10,511,921	\$ 11,359,198
Special	3,143,420	3,906,256
Vocational	79,106	170,204
Other	939,801	1,001,595
Support services:		
Pupil	1,904,942	1,685,022
Instructional staff	1,280,487	707,003
Board of education	58,309	45,183
Administration	1,514,116	1,669,277
Fiscal	857,421	711,532
Business	1,439	1,439
Operations and maintenance	1,617,455	2,071,092
Pupil transportation	836,219	844,212
Central	262,204	195,950
Operations of non-instructional services:		
Other non-instructional services	47,728	58,512
Food service operations	822,319	849,095
Extracurricular activities	923,227	889,570
Interest and fiscal charges	97,097	117,667
Total expenses	<u>24,897,211</u>	<u>26,282,807</u>
Change in net position	2,750,503	309,562
Net position (deficit) at beginning of year	<u>(20,084,149)</u>	<u>(20,393,711)</u>
Net position (deficit) at end of year	<u>\$ (17,333,646)</u>	<u>\$ (20,084,149)</u>

Governmental Activities

Net position of the District's governmental activities increased \$2,750,503. Total governmental expenses of \$24,897,211 were offset by program revenues of \$6,669,998 and general revenues of \$20,977,716. Program revenues supported 26.79% of the total governmental expenses.

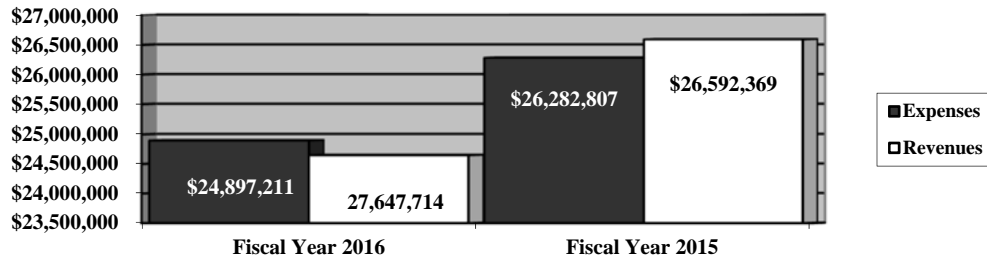
The largest expense of the District is for instructional programs. Instruction expenses totaled \$14,674,248 or 58.94% of total governmental expenses for fiscal year 2016.

**PERKINS LOCAL SCHOOL DISTRICT
ERIE COUNTY, OHIO**

MANAGEMENT'S DISCUSSION AND ANALYSIS
FOR THE FISCAL YEAR ENDED JUNE 30, 2016

The graph below presents the District's governmental revenues and expenses for fiscal years 2016 and 2015.

Governmental Activities - Revenues and Expenses



The statement of activities shows the cost of program services and the charges for services and grants offsetting those services. The following table shows, for governmental activities, the total cost of services and the net cost of services. That is, it identifies the cost of these services supported by taxes and unrestricted grants and entitlements.

Governmental Activities

	Total Cost of Services 2016	Net Cost of Services 2016	Total Cost of Services 2015	Net Cost of Services 2015
Program expenses				
Instruction:				
Regular	\$ 10,511,921	\$ 7,228,807	\$ 11,359,198	\$ 7,907,927
Special	3,143,420	1,490,522	3,906,256	2,423,705
Vocational	79,106	74,908	170,204	168,773
Other	939,801	939,801	1,001,595	1,001,595
Support services:				
Pupil	1,904,942	1,846,394	1,685,022	1,673,808
Instructional staff	1,280,487	1,218,417	707,003	690,812
Board of education	58,309	58,309	45,183	45,183
Administration	1,514,116	1,442,780	1,669,277	1,474,327
Fiscal	857,421	853,581	711,532	685,319
Business	1,439	1,439	1,439	1,439
Operations and maintenance	1,617,455	1,588,373	2,071,092	1,991,680
Pupil transportation	836,219	782,204	844,212	804,047
Central	262,204	229,082	195,950	147,952
Operations of non-instructional services:				
Other non-instructional services	47,728	1,722	58,512	14,238
Food service operations	822,319	(75,293)	849,095	7,873
Extracurricular activities	923,227	449,070	889,570	493,977
Interest and fiscal charges	97,097	97,097	117,667	117,667
Total expenses	<u>\$ 24,897,211</u>	<u>\$ 18,227,213</u>	<u>\$ 26,282,807</u>	<u>\$ 19,650,322</u>

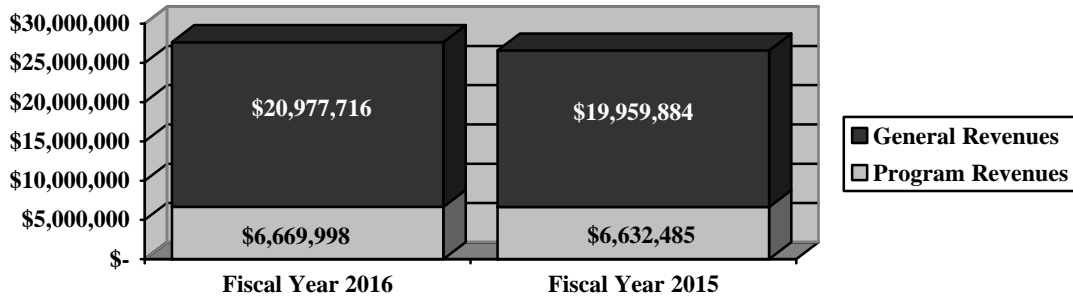
The dependence upon tax and other general revenues for governmental activities is apparent, 66.33% of instruction activities are supported through taxes and other general revenues. For all governmental activities, general revenue support is 73.21%. The District's taxpayers and grants and entitlements are the primary support for District's students.

**PERKINS LOCAL SCHOOL DISTRICT
ERIE COUNTY, OHIO**

MANAGEMENT'S DISCUSSION AND ANALYSIS
FOR THE FISCAL YEAR ENDED JUNE 30, 2016

The graph below presents the District's governmental activities revenue for fiscal years 2016 and 2015.

Governmental Activities - General and Program Revenues



The District's Funds

The District's governmental funds (as presented on the balance sheet on page 16) reported a combined fund balance of \$2,240,845, which is higher than last year's balance of \$1,357,675. The schedule below indicates the fund balance and the total change in fund balance as of June 30, 2016 and June 30, 2015.

	Fund Balance <u>June 30, 2016</u>	Fund Balance <u>June 30, 2015</u>	<u>Change</u>
General	\$ 1,019,095	\$ 212,700	\$ 806,395
Permanent improvement	85,399	197,284	(111,885)
Other governmental	<u>1,136,351</u>	<u>947,691</u>	<u>188,660</u>
Total	<u>\$ 2,240,845</u>	<u>\$ 1,357,675</u>	<u>\$ 883,170</u>

General Fund

The District's general fund balance increased \$806,395 during the fiscal year. Revenues of the general fund increased \$127,267 or 0.55%. The most significant increase was in property taxes which increased \$834,829 which is due to fluctuations in the amount available to advance from the County. Other revenues decreased \$288,480 due mainly to a decrease in contract services revenues.

Expenditures of the general fund increased \$174,324 or 0.79%. Support services increased due to an increase in wage and benefits paid to employees and debt service increased due to payment on a new capital lease.

**PERKINS LOCAL SCHOOL DISTRICT
ERIE COUNTY, OHIO**

MANAGEMENT'S DISCUSSION AND ANALYSIS
FOR THE FISCAL YEAR ENDED JUNE 30, 2016

The table that follows assists in illustrating the financial activities and fund balance of the general fund.

	2016 Amount	2015 Amount	Change	Percentage Change
<u>Revenues</u>				
Taxes	\$ 12,086,270	\$ 11,251,441	\$ 834,829	7.42 %
Tuition	3,698,811	3,628,544	70,267	1.94 %
Earnings on investments	5,485	3,039	2,446	80.49 %
Intergovernmental	6,652,349	7,144,144	(491,795)	(6.88) %
Other revenues	739,005	1,027,485	(288,480)	(28.08) %
Total	<u>\$ 23,181,920</u>	<u>\$ 23,054,653</u>	<u>\$ 127,267</u>	0.55 %
<u>Expenditures</u>				
Instruction	\$ 13,862,559	\$ 13,887,846	\$ (25,287)	(0.18) %
Support services	7,441,527	7,399,036	42,491	0.57 %
Operation of non-instructional services	47,728	51,900	(4,172)	(8.04) %
Extracurricular activities	491,727	550,639	(58,912)	(10.70) %
Facilities acquisition and construction	-	10,335	(10,335)	(100.00) %
Debt service	530,539	300,000	230,539	76.84 %
Total	<u>\$ 22,374,080</u>	<u>\$ 22,199,756</u>	<u>\$ 174,324</u>	0.79 %

Permanent Improvement Fund

The permanent improvement fund had \$2,306,880 in revenues and \$2,418,765 in expenditures and other financing uses. During fiscal year 2016, the permanent improvement fund's fund balance decreased \$111,885 from \$197,284 to \$85,399.

General Fund Budgeting Highlights

The District's budget is prepared according to Ohio law and is based on accounting for certain transactions on a basis of cash receipts, disbursements and encumbrances. The most significant budgeted fund is the general fund.

During the course of fiscal year 2016, the District amended its general fund budget several times. For the general fund, original budgeted revenues and other financing sources were \$21,841,880 while final budgeted revenues and other financing sources were \$22,613,703. Actual revenues and other financing sources for fiscal year 2016 were \$22,650,439. This represents a \$36,736 increase from final budgeted revenues.

General fund original appropriations (appropriated expenditures including other financing uses) of \$23,330,335 remained the same in the final budget. Actual budgetary basis expenditures and other financing uses for fiscal year 2016 totaled \$23,614,374, \$284,039 more than the final budget appropriations.

Capital Assets and Debt Administration

Capital Assets

At the end of fiscal year 2016, the District had \$14,055,613 invested in land, construction in progress, land improvements, buildings and improvements, furniture and equipment and vehicles. This entire amount is reported in governmental activities.

**PERKINS LOCAL SCHOOL DISTRICT
ERIE COUNTY, OHIO**

MANAGEMENT'S DISCUSSION AND ANALYSIS
FOR THE FISCAL YEAR ENDED JUNE 30, 2016

The table that follows shows June 30, 2016 balances compared to June 30, 2015:

**Capital Assets at June 30
(Net of Depreciation)**

	Governmental Activities	
	2016	2015
Land	\$ 647,925	\$ 647,925
Construction in progress	2,247,977	2,247,977
Land improvements	798,478	873,100
Buildings and improvements	8,600,544	8,554,664
Furniture and equipment	1,178,050	1,262,479
Vehicles	582,639	526,242
Total	\$ 14,055,613	\$ 14,112,387

The overall decrease in capital assets of \$56,774 is due to depreciation expense of \$878,386 exceeding additions of \$821,612 in the current period.

See Note 9 to the basic financial statements for additional information on the District's capital assets.

Debt Administration

At June 30, 2016, the District had \$2,704,571 in capital lease obligations outstanding. Of this total, \$1,572,381 is due within one year and \$1,132,190 is due in greater than one year. The following table summarizes the capital lease obligations outstanding at June 30, 2016 and June 30, 2015.

Outstanding Debt at June 30

	Governmental Activities 2016	Governmental Activities 2015
	2016	2015
Lease-Purchase Agreement	\$ 1,101,122	\$ 1,809,750
Capital lease obligation - Apple Equipment	716,785	1,425,371
Capital lease obligation - H.B. 264 Project	886,664	1,013,331
Total	\$ 2,704,571	\$ 4,248,452

The capital lease obligation for the HB264 project is scheduled to mature in fiscal year 2023. The capital lease obligation for Apple equipment is scheduled to mature in fiscal year 2017. Payment of principal and interest for the District's capital leases are made from the general fund, permanent improvement fund and debt service fund (a nonmajor governmental fund).

See Note 10 to the basic financial statements for additional information on the District's debt administration.

**PERKINS LOCAL SCHOOL DISTRICT
ERIE COUNTY, OHIO**

**MANAGEMENT'S DISCUSSION AND ANALYSIS
FOR THE FISCAL YEAR ENDED JUNE 30, 2016**

Current Financial Related Activity

The challenges facing the District are linked to general economic conditions of Northern Ohio. Property valuations have decreased for the current tax year and are expected to show very little growth in the next several years. This has resulted in very little growth in revenue for the District. Because of the deficit spending, the District was declared to be in fiscal caution by the Ohio Department of Education (ODE) in June 2016. The District must report a plan to ODE by August 2016 on how it will eliminate the deficits. The plan will include requesting a new money levy, modifications in spending, as well as returning other revenue sources currently dedicated to other funds.

Note: New local operating funds have not occurred since 2000.

Despite the economic conditions and fiscal caution status it is the obligation of the Board of Education, administration and the staff of the school to provide the best possible education to the students of Perkins Schools. Therefore, the District will continue its work on instructional improvements beneficial to the students' education.

The District has committed itself to providing the best available financial information. In addition, the District's systems of budgeting and internal controls are well regarded. This commitment and attention to control mechanisms will serve to meet the challenges of the future.

Contacting the District's Financial Management

This financial report is designed to provide our citizens, taxpayers, and investors and creditors with a general overview of the District's finances and to show the District's accountability for the money it receives. If you have questions about this report or need additional financial information, contact Daniel Bowman, Treasurer and Chief Financial Officer, Perkins Local School District, 3714 Campbell Street, Suite B, Sandusky, Ohio 44870.

**PERKINS LOCAL SCHOOL DISTRICT
ERIE COUNTY, OHIO**

STATEMENT OF NET POSITION
JUNE 30, 2016

	<u>Governmental Activities</u>
Assets:	
Equity in pooled cash and cash equivalents.	\$ 2,306,265
Cash with fiscal agent	1,772
Receivables:	
Property taxes	15,041,062
Payment in lieu of taxes	552,889
Accounts.	21,211
Accrued interest	757
Intergovernmental	37,418
Prepayments	102,212
Materials and supplies inventory.	67,295
Inventory held for resale.	38,055
Capital assets:	
Nondepreciable capital assets	2,895,902
Depreciable capital assets, net.	11,159,711
Capital assets, net	<u>14,055,613</u>
Total assets.	<u>32,224,549</u>
Deferred outflows of resources:	
Pension - STRS	3,322,983
Pension - SERS	608,261
Total deferred outflows of resources	<u>3,931,244</u>
Liabilities:	
Accounts payable.	82,371
Accrued wages and benefits payable	2,254,196
Intergovernmental payable	133,886
Pension and postemployment benefits payable	371,697
Accrued interest payable	13,066
Unearned revenue	55
Mature bonds payable	1,772
Long-term liabilities:	
Due within one year.	1,671,414
Due in more than one year:	
Net pension liability	33,781,052
Other amounts due in more than one year	2,329,364
Total liabilities	<u>40,638,873</u>
Deferred inflows of resources:	
Property taxes levied for the next fiscal year.	10,177,221
Payment in lieu of taxes levied for the next fiscal year	552,889
Pension - STRS.	1,933,577
Pension - SERS.	186,879
Total deferred inflows of resources	<u>12,850,566</u>
Net position:	
Net investment in capital assets	12,067,827
Restricted for:	
Capital projects	357,429
Federally funded programs	11,046
Student activities	385,292
Other purposes	709,460
Unrestricted (deficit)	(30,864,700)
Total net position (deficit).	<u>\$ (17,333,646)</u>

SEE ACCOMPANYING NOTES TO THE BASIC FINANCIAL STATEMENTS

**PERKINS LOCAL SCHOOL DISTRICT
ERIE COUNTY, OHIO**

STATEMENT OF ACTIVITIES
FOR THE FISCAL YEAR ENDED JUNE 30, 2016

	Expenses	Program Revenues			Net (Expense) Revenue and Changes in Net Position
		Charges for Services and Sales	Operating Grants and Contributions	Capital Grants and Contributions	
Governmental activities:					
Instruction:					
Regular	\$ 10,511,921	\$ 3,267,698	\$ 12,920	\$ 2,496	\$ (7,228,807)
Special	3,143,420	728,792	924,106	-	(1,490,522)
Vocational	79,106	-	4,198	-	(74,908)
Other	939,801	-	-	-	(939,801)
Support services:					
Pupil	1,904,942	-	11,046	47,502	(1,846,394)
Instructional staff	1,280,487	-	62,070	-	(1,218,417)
Board of education	58,309	-	-	-	(58,309)
Administration	1,514,116	37,250	34,080	6	(1,442,780)
Fiscal	857,421	-	-	3,840	(853,581)
Business	1,439	-	-	-	(1,439)
Operations and maintenance	1,617,455	26,039	2,618	425	(1,588,373)
Pupil transportation	836,219	2,341	17,188	34,486	(782,204)
Central	262,204	-	33,122	-	(229,082)
Operation of non-instructional services:					
Other non-instructional services	47,728	-	46,006	-	(1,722)
Food service operations	822,319	448,292	449,320	-	75,293
Extracurricular activities	923,227	468,507	5,650	-	(449,070)
Interest and fiscal charges	97,097	-	-	-	(97,097)
Total governmental activities	\$ 24,897,211	\$ 4,978,919	\$ 1,602,324	\$ 88,755	(18,227,213)
General revenues:					
Property taxes levied for:					
General purposes					12,325,502
Capital outlay					1,599,529
Payments in lieu of taxes					373,171
Grants and entitlements not restricted to specific programs					6,573,907
Investment earnings					5,485
Miscellaneous					100,122
Total general revenues					20,977,716
Change in net position					2,750,503
Net position at beginning of year (deficit)					(20,084,149)
Net position at end of year (deficit)					\$ (17,333,646)

SEE ACCOMPANYING NOTES TO THE BASIC FINANCIAL STATEMENTS

**PERKINS LOCAL SCHOOL DISTRICT
ERIE COUNTY, OHIO**

BALANCE SHEET
GOVERNMENTAL FUNDS
JUNE 30, 2016

	<u>General</u>	<u>Permanent Improvement</u>	<u>Nonmajor Governmental Funds</u>	<u>Total Governmental Funds</u>
Assets:				
Equity in pooled cash and cash equivalents.	\$ 1,049,498	\$ 84,810	\$ 1,171,957	\$ 2,306,265
Cash with fiscal agent.	-	-	1,772	1,772
Receivables:				
Property taxes.	13,315,967	1,725,095	-	15,041,062
Payment in lieu of taxes	468,647	84,242	-	552,889
Accounts	21,211	-	-	21,211
Accrued interest	723	-	34	757
Interfund loans	311,035	-	-	311,035
Intergovernmental.	26,372	-	11,046	37,418
Prepayments.	102,212	-	-	102,212
Materials and supplies inventory.	62,834	-	4,461	67,295
Inventory held for resale.	-	-	38,055	38,055
Total assets	<u>\$ 15,358,499</u>	<u>\$ 1,894,147</u>	<u>\$ 1,227,325</u>	<u>\$ 18,479,971</u>
Liabilities:				
Accounts payable	\$ 70,414	\$ 9,384	\$ 2,573	\$ 82,371
Accrued wages and benefits payable	2,200,768	-	53,428	2,254,196
Compensated absences payable	22,992	-	-	22,992
Intergovernmental payable	133,332	-	554	133,886
Pension and postemployment benefits payable	361,186	-	10,511	371,697
Interfund loans payable.	-	300,000	11,035	311,035
Unearned revenue.	-	-	55	55
Mature bonds payable	-	-	1,772	1,772
Total liabilities.	<u>2,788,692</u>	<u>309,384</u>	<u>79,928</u>	<u>3,178,004</u>
Deferred inflows of resources:				
Property taxes levied for the next fiscal year.	9,034,129	1,143,092	-	10,177,221
Payment in lieu of taxes levied for the next fiscal year.	468,647	84,242	-	552,889
Delinquent property tax revenue not available.	2,033,569	272,030	-	2,305,599
Intergovernmental revenue not available.	14,367	-	11,046	25,413
Total deferred inflows of resources	<u>11,550,712</u>	<u>1,499,364</u>	<u>11,046</u>	<u>13,061,122</u>
Fund balances:				
Nonspendable:				
Materials and supplies inventory.	62,834	-	4,461	67,295
Prepays.	102,212	-	-	102,212
Restricted:				
Capital improvements	-	85,399	-	85,399
Food service operations	-	-	746,598	746,598
Extracurricular activities	-	-	385,292	385,292
Committed:				
Student and staff support	29,664	-	-	29,664
Extracurricular activities	81,394	-	-	81,394
Assigned:				
Student instruction	125,045	-	-	125,045
Student and staff support.	225,523	-	-	225,523
Subsequent year's appropriations	319,410	-	-	319,410
Other purposes.	73,013	-	-	73,013
Unassigned	-	-	-	-
Total fund balances	<u>1,019,095</u>	<u>85,399</u>	<u>1,136,351</u>	<u>2,240,845</u>
Total liabilities, deferred inflows and fund balances	<u>\$ 15,358,499</u>	<u>\$ 1,894,147</u>	<u>\$ 1,227,325</u>	<u>\$ 18,479,971</u>

SEE ACCOMPANYING NOTES TO THE BASIC FINANCIAL STATEMENTS

**PERKINS LOCAL SCHOOL DISTRICT
ERIE COUNTY, OHIO**

RECONCILIATION OF TOTAL GOVERNMENTAL FUND BALANCES TO
NET POSITION OF GOVERNMENTAL ACTIVITIES
JUNE 30, 2016

Total governmental fund balances		\$	2,240,845
<i>Amounts reported for governmental activities on the statement of net position are different because:</i>			
Capital assets used in governmental activities are not financial resources and therefore are not reported in the funds.			14,055,613
Other long-term assets are not available to pay for current-period expenditures and therefore are deferred inflows in the funds.			
Property taxes receivable	\$	2,305,599	
Intergovernmental receivable		25,413	
Total		<u>2,331,012</u>	2,331,012
Accrued interest payable is not due and payable in the current period and therefore is not reported in the funds.			(13,066)
The net pension liability is not due and payable in the current period; therefore, the liability and related deferred inflows/outflows are not reported in governmental funds:			
Deferred outflows of resources - pension		3,931,244	
Deferred inflows of resources - pension		(2,120,456)	
Net pension liability		<u>(33,781,052)</u>	
Total			(31,970,264)
Long-term liabilities, including bonds payable, are not due and payable in the current period and therefore are not reported in the funds.			
Capital lease obligations		(1,603,449)	
Compensated absences		(1,273,215)	
Lease purchase agreement		<u>(1,101,122)</u>	
Total			<u>(3,977,786)</u>
Net position of governmental activities		<u>\$</u>	<u>(17,333,646)</u>

SEE ACCOMPANYING NOTES TO THE BASIC FINANCIAL STATEMENTS

**PERKINS LOCAL SCHOOL DISTRICT
ERIE COUNTY, OHIO**

STATEMENT OF REVENUES, EXPENDITURES AND CHANGES IN FUND BALANCES
GOVERNMENTAL FUNDS
FOR THE FISCAL YEAR ENDED JUNE 30, 2016

	<u>General</u>	<u>Permanent Improvement</u>	<u>Nonmajor Governmental Funds</u>	<u>Total Governmental Funds</u>
Revenues:				
From local sources:				
Property taxes	\$ 12,086,270	\$ 1,568,879	\$ -	\$ 13,655,149
Payment in lieu of taxes	-	373,171	-	373,171
Tuition	3,698,811	-	-	3,698,811
Transportation fees	2,341	-	-	2,341
Earnings on investments	5,485	-	34	5,519
Charges for services	-	-	450,870	450,870
Extracurricular	220,023	-	285,734	505,757
Classroom materials and fees	130,865	-	-	130,865
Rental income	25,487	-	-	25,487
Contributions and donations	80,568	88,755	5,650	174,973
Contract services	166,814	-	-	166,814
Other local revenues	112,907	-	-	112,907
Intergovernmental - state	6,609,760	276,075	28,753	6,914,588
Intergovernmental - federal	42,589	-	1,254,126	1,296,715
Total revenues	<u>23,181,920</u>	<u>2,306,880</u>	<u>2,025,167</u>	<u>27,513,967</u>
Expenditures:				
Current:				
Instruction:				
Regular	10,357,707	17,654	16,585	10,391,946
Special	2,499,183	-	656,291	3,155,474
Vocational	64,343	-	-	64,343
Other	941,326	-	-	941,326
Support services:				
Pupil	1,364,725	530,538	39	1,895,302
Instructional staff	1,227,826	-	72,200	1,300,026
Board of education	58,588	-	-	58,588
Administration	1,510,322	45	15,084	1,525,451
Fiscal	819,907	27,161	-	847,068
Business	1,439	-	-	1,439
Operations and maintenance	1,557,664	30,006	4,696	1,592,366
Pupil transportation	668,374	243,926	-	912,300
Central	232,682	-	7,200	239,882
Operation of non-instructional services:				
Other non-instructional services	47,728	-	-	47,728
Food service operations	-	-	806,069	806,069
Extracurricular activities	491,727	-	275,951	767,678
Facilities acquisition and construction	-	453,162	-	453,162
Debt service:				
Principal retirement	521,220	835,295	187,366	1,543,881
Interest and fiscal charges	9,319	86,425	7,187	102,931
Total expenditures	<u>22,374,080</u>	<u>2,224,212</u>	<u>2,048,668</u>	<u>26,646,960</u>
Excess (deficiency) of revenues over (under) expenditures	<u>807,840</u>	<u>82,668</u>	<u>(23,501)</u>	<u>867,007</u>
Other financing sources (uses):				
Transfers in	-	-	194,553	194,553
Transfers (out)	-	(194,553)	-	(194,553)
Total other financing sources (uses)	<u>-</u>	<u>(194,553)</u>	<u>194,553</u>	<u>-</u>
Net change in fund balances	807,840	(111,885)	171,052	867,007
Fund balances at beginning of year	212,700	197,284	947,691	1,357,675
Increase (decrease) in reserve for inventory	(1,445)	-	17,608	16,163
Fund balances at end of year	<u>\$ 1,019,095</u>	<u>\$ 85,399</u>	<u>\$ 1,136,351</u>	<u>\$ 2,240,845</u>

SEE ACCOMPANYING NOTES TO THE BASIC FINANCIAL STATEMENTS

**PERKINS LOCAL SCHOOL DISTRICT
ERIE COUNTY, OHIO**

RECONCILIATION OF THE STATEMENT OF REVENUES, EXPENDITURES
AND CHANGES IN FUND BALANCES OF GOVERNMENTAL FUNDS
TO THE STATEMENT OF ACTIVITIES
FOR THE FISCAL YEAR ENDED JUNE 30, 2016

Net change in fund balances - total governmental funds	\$	867,007
<i>Amounts reported for governmental activities in the statement of activities are different because:</i>		
Governmental funds report capital outlays as expenditures. However, in the statement of activities, the cost of those assets is allocated over their estimated useful lives as depreciation expense.		
Capital asset additions	\$ 821,612	
Current year depreciation	(878,386)	
Total		(56,774)
Governmental funds report expenditures for inventory when purchased. However, in the statement of activities, they are reported as an expense when consumed.		
		16,163
Revenues in the statement of activities that do not provide current financial resources are not reported as revenues in the funds.		
Property taxes	269,882	
Classroom materials and fees	(5,997)	
Intergovernmental	(134,075)	
Total		129,810
Repayment of lease purchase agreements and capital lease principal is an expenditure in the governmental funds, but the repayment reduces long-term liabilities on the statement of net position. Principal payments during the year were:		
Lease purchase agreements	708,628	
Capital leases	835,253	
Total		1,543,881
In the statement of activities, interest is accrued on lease purchase agreements and capital leases whereas in governmental funds, an interest expenditure is reported when due.		
		5,834
Contractually required contributions are reported as expenditures in governmental funds; however, the statement of net position reports these amounts as deferred outflows.		
		2,033,108
Except for amounts reported as deferred inflows/outflows, changes in the net pension liability are reported as pension expense in the statement of activities.		
		(1,693,712)
Some expenses reported in the statement of activities, such as compensated absences, do not require the use of current financial resources and therefore are not reported as expenditures in governmental funds.		
		(94,814)
Change in net position of governmental activities	\$	2,750,503

SEE ACCOMPANYING NOTES TO THE BASIC FINANCIAL STATEMENTS

**PERKINS LOCAL SCHOOL DISTRICT
ERIE COUNTY, OHIO**

STATEMENT OF REVENUES, EXPENDITURES AND CHANGES IN
FUND BALANCE - BUDGET AND ACTUAL (NON-GAAP BUDGETARY BASIS)
GENERAL FUND
FOR THE FISCAL YEAR ENDED JUNE 30, 2016

	<u>Budgeted Amounts</u>			Variance with Final Budget Positive (Negative)
	<u>Original</u>	<u>Final</u>	<u>Actual</u>	
Revenues:				
From local sources:				
Property taxes	\$ 10,684,806	\$ 11,663,721	\$ 11,377,252	\$ (286,469)
Tuition.	3,387,969	3,399,051	3,692,999	293,948
Transportation fees.	1,999	2,003	123	(1,880)
Earnings on investments	2,966	3,120	4,762	1,642
Extracurricular.	171,874	200,209	181,054	(19,155)
Classroom materials and fees	111,678	121,895	130,866	8,971
Rental income	39,820	40,642	25,487	(15,155)
Contributions and donations	57,996	5,015	600	(4,415)
Contract services.	1,842	340,074	164,344	(175,730)
Other local revenues	92,534	30,664	66,098	35,434
Intergovernmental - state	7,152,696	6,653,737	6,656,925	3,188
Intergovernmental - federal	24,700	42,572	42,589	17
Total revenues	21,730,880	22,502,703	22,343,099	(159,604)
Expenditures:				
Current:				
Instruction:				
Regular	9,464,310	10,399,756	10,528,081	(128,325)
Special.	3,479,952	2,672,758	2,705,737	(32,979)
Vocational.	164,400	78,100	79,064	(964)
Other.	1,141,741	944,198	955,849	(11,651)
Support services:				
Pupil.	1,532,478	1,387,565	1,404,686	(17,121)
Instructional staff	1,319,759	1,867,064	1,890,102	(23,038)
Board of education	48,569	94,064	95,225	(1,161)
Administration.	1,557,275	1,509,619	1,528,246	(18,627)
Fiscal	558,882	920,316	931,672	(11,356)
Business.	1,722	1,561	1,580	(19)
Operations and maintenance.	2,063,380	1,705,266	1,726,307	(21,041)
Pupil transportation	890,754	752,553	761,839	(9,286)
Central.	183,158	210,086	212,678	(2,592)
Extracurricular activities.	632,505	466,186	471,938	(5,752)
Facilities acquisition and construction	16,451	10,209	10,335	(126)
Total expenditures	23,055,335	23,019,300	23,303,339	(284,039)
Excess (deficiency) of revenues over (under) expenditures.	(1,324,455)	(516,597)	(960,240)	(443,643)
Other financing sources (uses):				
Refund of prior year's expenditures	105,000	105,000	307,270	202,270
Advances (out)	(275,000)	(311,035)	(311,035)	-
Sale of capital assets	6,000	6,000	70	(5,930)
Total other financing sources (uses)	(164,000)	(200,035)	(3,695)	196,340
Net change in fund balance	(1,488,455)	(716,632)	(963,935)	(247,303)
Fund balance at beginning of year	1,235,496	1,235,496	1,235,496	-
Prior year encumbrances appropriated	96,250	96,250	96,250	-
Fund balance at end of year (deficit)	\$ (156,709)	\$ 615,114	\$ 367,811	\$ (247,303)

SEE ACCOMPANYING NOTES TO THE BASIC FINANCIAL STATEMENTS

**PERKINS LOCAL SCHOOL DISTRICT
ERIE COUNTY, OHIO**

STATEMENT OF FIDUCIARY NET POSITION
FIDUCIARY FUNDS
JUNE 30, 2016

	Private-Purpose Trust	
	Scholarship	Agency
Assets:		
Equity in pooled cash and cash equivalents	\$ 81,879	\$ 108,142
Receivables:		
Property taxes	-	648,549
Accrued interest.	34	-
Payment in lieu in taxes	-	34,240
	81,913	\$ 790,931
Total assets.	81,913	\$ 790,931
Liabilities:		
Intergovernmental payable	-	\$ 742,893
Due to students.	-	48,038
	-	\$ 790,931
Total liabilities.	-	\$ 790,931
Net position:		
Held in trust for scholarships	81,913	
	81,913	
Total net position.	\$ 81,913	

SEE ACCOMPANYING NOTES TO THE BASIC FINANCIAL STATEMENTS

**PERKINS LOCAL SCHOOL DISTRICT
ERIE COUNTY, OHIO**

STATEMENT OF CHANGES IN FIDUCIARY NET POSITION
FIDUCIARY FUNDS
FOR THE FISCAL YEAR ENDED JUNE 30, 2016

	Private-Purpose Trust
	Scholarship
Additions:	
Interest	\$ 246
Gifts and contributions	1,917
Total additions	2,163
 Deductions:	
Scholarships awarded	10,966
Change in net position	(8,803)
Net position at beginning of year	90,716
Net position at end of year	\$ 81,913

SEE ACCOMPANYING NOTES TO THE BASIC FINANCIAL STATEMENTS

**PERKINS LOCAL SCHOOL DISTRICT
ERIE COUNTY, OHIO**

**NOTES TO THE BASIC FINANCIAL STATEMENTS
FOR THE FISCAL YEAR ENDED JUNE 30, 2016**

NOTE 1 - DESCRIPTION OF THE SCHOOL DISTRICT

The Perkins Local School District (the “District”) operates under a locally-elected five-member Board form of government and provides educational services mandated by State and/or federal agencies. Located in Erie County, the District serves an area of approximately 72 square miles, including portions of the City of Sandusky and surrounding townships.

The District was established in 1854 through the consolidation of existing land areas and Districts and is organized under Sections 2 and 3, Article VI of the Constitution of the State of Ohio. Under such laws there is no authority for a District to have a charter or adopt local laws. The legislative power of the District is vested in the Board of Education, consisting of five members elected at large for staggered four-year terms. The District operates 2 elementary schools, 1 middle school and 1 comprehensive high school.

NOTE 2 - SUMMARY OF SIGNIFICANT ACCOUNTING POLICIES

The basic financial statements of the District have been prepared in conformity with accounting principles generally accepted in the United States of America (GAAP) as applied to governmental units. The Governmental Accounting Standards Board (GASB) is the accepted standard-setting body for establishing governmental accounting and financial reporting principles. The District’s significant accounting policies are described below.

A. Reporting Entity

The reporting entity has been defined in accordance with GASB Statement No. 14, “The Financial Reporting Entity” as amended by GASB Statement No. 39, “Determining Whether Certain Organizations Are Component Units” and GASB Statement No. 61, “The Financial Reporting Entity: Omnibus an Amendment of GASB Statements No. 14 and No. 34”. The reporting entity is composed of the primary government and component units. The primary government consists of all funds, departments, boards and agencies that are not legally separate from the District. For the District, this includes general operations, food service, and student related activities of the District.

Component units are legally separate organizations for which the District is financially accountable. The District is financially accountable for an organization if the District appoints a voting majority of the organization’s Governing Board and (1) the District is able to significantly influence the programs or services performed or provided by the organization; or (2) the District is legally entitled to or can otherwise access the organization’s resources; or (3) the District is legally obligated or has otherwise assumed the responsibility to finance the deficits of, or provide financial support to, the organization; or (4) the District is obligated for the debt of the organization. Component units may also include organizations that are fiscally dependent on the District in that the District approves the budget, the issuance of debt or the levying of taxes. Certain organizations are also included as component units if the nature and significance of the relationship between the primary government and the organization is such that exclusion by the primary government would render the primary government’s financial statements incomplete or misleading. Based upon the application of these criteria, the District has no component units. The basic financial statements of the reporting entity include only those of the District (the primary government).

**PERKINS LOCAL SCHOOL DISTRICT
ERIE COUNTY, OHIO**

NOTES TO THE BASIC FINANCIAL STATEMENTS
FOR THE FISCAL YEAR ENDED JUNE 30, 2016

NOTE 2 - SUMMARY OF SIGNIFICANT ACCOUNTING POLICIES - (Continued)

The following organizations are described due to their relationship to the District:

JOINTLY GOVERNED ORGANIZATIONS

Bay Area Council of Governments

The Bay Area Council of Governments (BACG) is a jointly governed organization. Members of the BACG consist of 26 school districts representing 7 counties (Ottawa, Sandusky, Seneca, Erie, Huron, Wood, and Crawford). The BACG was formed for the purpose of purchasing goods and services at a lower cost. The items currently being purchased through the Council of Governments are natural gas and insurance. The only cost to the District is an administrative charge if it participates in purchasing through the BACG. The membership of BACG consists of the superintendent of each participating school district. The Board of Directors of the BACG consists of one elected representative of each county, the superintendent of the fiscal agent and two non-voting members (administrator and fiscal agent). Members of the Board serve staggered two-year terms. Financial information can be obtained by contacting the North Point Educational Service Center, which serves as fiscal agent, at 1210 East Bogart Road, Sandusky, Ohio 44870.

Meta Solutions

The District is a participant in META Solutions which is a computer consortium that resulted from the mergers between Tri-Rivers Educational Computer Association (TRECA), Metropolitan Educational Council (MEC), Metropolitan Dayton Educational Cooperative Association (MDECA), Southeastern Ohio Valley Voluntary Education Cooperative (SEOVEC), and South Central Ohio Computer Association (SCOCA). META Solutions develops, implements and supports the technology and instructional needs of schools in a cost-effective manner. META Solutions provides instructional, core, technology and purchasing services for its member districts. The Board of Directors consists of the Superintendents from eleven of the member districts. During fiscal year 2016, the District paid Meta Solutions \$36,186 for services. Financial information can be obtained from Dave Varda, who serves as Chief Financial Officer, 100 Executive Drive, Marion, Ohio 43302.

Northern Ohio Educational Computer Association (NOECA)

As of August 1, 2015, the District became a participant in the Northern Ohio Educational Computer Association (NOECA), which is a computer consortium. NOECA is an association of forty-one public school districts and educational service centers formed for the purpose of applying modern technology with the aid of computers and other electronic equipment to administrative and instructional functions among member school districts. The NOECA Board of Directors consists of two representatives from each county in which participating school districts are located, the chairman of each of the operating committees and a representative from the fiscal agent. Financial information can be obtained from its fiscal agent, the North Point Educational Service Center, Matt Bauer, who serves as Controller, 2900 South Columbus Avenue, Sandusky, Ohio 44870.

North Point Purchasing Cooperative

The North Point Purchasing Cooperative (“the Cooperative”) is composed of 15 school districts in four counties. The purpose of the Cooperative is to obtain competitive prices for quality merchandise and services commonly used by schools. All member districts are obligated to pay all fees, charges, or other assessments as established by the Cooperative; currently there are no fees assessed to the members. There are nine Directors elected from the member districts. Any district withdrawing from the Cooperative forfeits its claim to any and all Cooperative assets. Sixty days notice is necessary prior to withdrawal from the group. During this time, the withdrawing member is liable for all member obligations. To obtain further information regarding the Cooperative, contact the North Point Purchasing Cooperative, Matt Bauer, who serves as Administrator, at 1210 East Bogart Road, Sandusky, Ohio 44870.

**PERKINS LOCAL SCHOOL DISTRICT
ERIE COUNTY, OHIO**

NOTES TO THE BASIC FINANCIAL STATEMENTS
FOR THE FISCAL YEAR ENDED JUNE 30, 2016

NOTE 2 - SUMMARY OF SIGNIFICANT ACCOUNTING POLICIES - (Continued)

PUBLIC ENTITY RISK POOLS

Ohio School Boards Association Workers' Compensation Group Rating Plan

The District participates in a group rating plan for workers' compensation as established in Section 4123.29 of the Ohio Revised Code. The Ohio School Boards Association Workers' Compensation Group Rating Plan (GRP) was established as an insurance purchasing pool. The GRP is governed by a three-member Board of Directors. The Executive Director of the OSBA, or his designee, serves as coordinator of the program. Each year, the participating school districts pay an enrollment fee to the GRP to cover the costs of administering the program. Refer to Note 12.C. for further information on this group rating plan.

Huron-Erie School Employees Insurance Association

The Huron-Erie School Employees Insurance Association ("the Association") is a public entity risk pool comprised of 13 districts. The Association assembly consists of a superintendent or designated representative from each participating district and the program administrator. The Association is governed by a Board of Directors chosen from the general membership. The degree of control exercised by any participating district is limited to its representation on the Board. Financial information can be obtained by contacting the program administrator at the Huron-Erie School Employees Insurance Association, located at 1210 East Bogart Road, Sandusky, Ohio 44870.

RELATED ORGANIZATION

Sandusky Public Library - The Library is a private, not-for-profit organization of the State of Ohio governed by a Board of Trustees. The Board of Trustees possesses its own contracting and budgeting authority, hires and fires personnel and does not depend on the District for operational subsidies. The District in 2000 passed a continuing tax replacement on behalf of the Library. The District reports these monies in an agency fund.

B. Fund Accounting

The District uses funds to maintain its financial records during the year. A fund is defined as a fiscal and accounting entity with a self-balancing set of accounts. There are three categories of funds: governmental, proprietary and fiduciary. The District has no proprietary funds.

GOVERNMENTAL FUNDS

Governmental funds are those through which most governmental functions typically are financed. Governmental fund reporting focuses on the sources, uses and balances of current financial resources. Expendable assets are assigned to the various governmental funds according to the purposes for which they may or must be used. Current liabilities are assigned to the fund from which they will be paid. The difference between governmental fund assets plus deferred outflows of resources and liabilities plus deferred inflows of resources are reported as fund balance. The following are the District's major governmental funds:

General fund - The general fund is used to account for and report all financial resources not accounted for and reported in another fund. The general fund balance is available for any purpose provided it is expended or transferred according to the general laws of Ohio.

Permanent improvement fund - The permanent improvement fund is used to account for financial resources that are restricted, committed, or assigned to expenditures for the acquisition or construction of capital facilities and other capital assets.

**PERKINS LOCAL SCHOOL DISTRICT
ERIE COUNTY, OHIO**

NOTES TO THE BASIC FINANCIAL STATEMENTS
FOR THE FISCAL YEAR ENDED JUNE 30, 2016

NOTE 2 - SUMMARY OF SIGNIFICANT ACCOUNTING POLICIES - (Continued)

Other governmental funds of the District are used to account for (a) specific revenue sources that are restricted or committed to an expenditure for specified purposes other than debt service or capital projects, and (b) financial resources that are restricted, committed, or assigned to expenditure for principal and interest.

FIDUCIARY FUNDS

Fiduciary fund reporting focuses on net position and changes in net position. The fiduciary fund category is split into four classifications: pension trust funds, investment trust funds, private-purpose trust funds and agency funds. Trust funds are used to account for assets held by the District under a trust agreement for individuals, private organizations, or other governments and are therefore not available to support the District's own programs. The District's only trust fund is a private-purpose trust which accounts for scholarship programs for students. Agency funds are custodial in nature (assets equal liabilities) and do not involve measurement of results of operations. The District's agency fund accounts for student activities and the fiscal agent activity of the Sandusky Public Library.

C. Basis of Presentation and Measurement Focus

Government-wide Financial Statements - The statement of net position and the statement of activities display information about the District as a whole. These statements include the financial activities of the primary government, except for fiduciary funds.

The government-wide statement of activities presents a comparison between direct expenses and program revenues for each function or program of the governmental activities of the District. Direct expenses are those that are specifically associated with a service, program or department and therefore clearly identifiable to a particular function. Program revenues include amounts paid by the recipient of goods or services offered by the program and grants and contributions that are restricted to meeting the operational or capital requirements of a particular program. Revenues not classified as program revenues are presented as general revenues of the District.

The government-wide financial statements are prepared using the economic resources measurement focus. All assets, deferred outflows of resources, liabilities and deferred inflows of resources associated with the operation of the District are included on the statement of net position.

Fund Financial Statements - Fund financial statements report detailed information about the District. The focus of governmental fund financial statements is on major funds rather than reporting funds by type. Each major fund is presented in a separate column, and all nonmajor funds are aggregated into one column. Fiduciary funds are reported by fund type.

All governmental funds are accounted for using a flow of current financial resources measurement focus. With this measurement focus, only current assets, current deferred outflows of resources, current liabilities and current deferred inflows of resources generally are included on the balance sheet. The statement of revenues, expenditures and changes in fund balances reports on the sources (i.e., revenues and other financing sources) and uses (i.e., expenditures and other financing uses) of current financial resources. This approach differs from the manner in which the governmental activities of the government-wide financial statements are prepared. Governmental fund financial statements therefore include a reconciliation with brief explanations to better identify the relationship between the government-wide statements and the statements for governmental funds.

The private-purpose trust fund is reported using the economic resources measurement focus. Agency funds do not report a measurement focus as they do not report operations.

**PERKINS LOCAL SCHOOL DISTRICT
ERIE COUNTY, OHIO**

NOTES TO THE BASIC FINANCIAL STATEMENTS
FOR THE FISCAL YEAR ENDED JUNE 30, 2016

NOTE 2 - SUMMARY OF SIGNIFICANT ACCOUNTING POLICIES - (Continued)

D. Basis of Accounting

Basis of accounting determines when transactions are recorded in the financial records and reported on the financial statements. Government-wide financial statements are prepared using the accrual basis of accounting. Governmental funds use the modified accrual basis of accounting. Fiduciary funds also use the accrual basis of accounting.

Revenues - Exchange and Nonexchange Transactions - Revenue resulting from exchange transactions, in which each party gives and receives essentially equal value, are recorded on the accrual basis when the exchange takes place. On a modified accrual basis, revenue is recorded in the fiscal year in which the resources are measurable and become available. Available means that the resources will be collected within the current fiscal year or are expected to be collected soon enough thereafter to be used to pay liabilities of the current fiscal year. For the District, available means expected to be received within sixty days of fiscal year end.

Nonexchange transactions, in which the District receives value without directly giving equal value in return, include property taxes, grants, entitlements and donations. On an accrual basis, revenue from property taxes is recognized in the fiscal year for which the taxes are levied (See Note 6).

Revenue from grants, entitlements and donations is recognized in the fiscal year in which all eligibility requirements have been satisfied. Eligibility requirements include timing requirements, which specify the year when the resources are required to be used or the fiscal year when use is first permitted, matching requirements, in which the District must provide local resources to be used for a specified purpose and expenditure requirements, in which the resources are provided to the District on a reimbursement basis. On a modified accrual basis, revenue from nonexchange transactions must also be available before it can be recognized.

Under the modified accrual basis, the following revenue sources are considered to be both measurable and available at fiscal year-end: property taxes available as an advance, interest, tuition, grants, student fees and rentals.

Deferred Outflows of Resources and Deferred Inflows of Resources - In addition to assets, the government-wide statement of net position will report a separate section for deferred outflows of resources. Deferred outflows of resources, represents a consumption of net position that applies to a future period and will not be recognized as an outflow of resources (expense/expenditure) until then. For the District, See Note 13 for deferred outflows of resources related the District's net pension liability.

In addition to liabilities, both the government-wide statement of net position and the governmental fund financial statements report a separate section for deferred inflows of resources. Deferred inflows of resources represent an acquisition of net position that applies to a future period and will not be recognized as an inflow of resources (revenue) until that time. For the District, deferred inflows of resources include property taxes, payments in lieu of taxes and unavailable revenue. Property taxes and payments in lieu of taxes represent amounts for which there is an enforceable legal claim as of June 30, 2016, but which were levied to finance fiscal year 2017 operations. These amounts have been recorded as a deferred inflow of resources on both the government-wide statement of net position and the governmental fund financial statements. Unavailable revenue is reported only on the governmental funds balance sheet, and represents receivables which will not be collected within the available period. For the District, unavailable revenue includes, but is not limited to, delinquent property taxes and intergovernmental grants. These amounts are deferred and recognized as an inflow of resources in the period the amounts become available.

**PERKINS LOCAL SCHOOL DISTRICT
ERIE COUNTY, OHIO**

NOTES TO THE BASIC FINANCIAL STATEMENTS
FOR THE FISCAL YEAR ENDED JUNE 30, 2016

NOTE 2 - SUMMARY OF SIGNIFICANT ACCOUNTING POLICIES - (Continued)

For the District, See Note 13 for deferred inflows of resources related to the District's net pension liability. This deferred inflow of resources is only reported on the government-wide statement of net position.

Expenses/Expenditures - On the accrual basis of accounting, expenses are recognized at the time they are incurred. The entitlement value of donated commodities received during the year is reported in the statement of revenues, expenditures and changes in fund balances as an expenditure with a like amount reported as intergovernmental revenue.

The measurement focus of governmental fund accounting is on decreases in net financial resources (expenditures) rather than expenses. Expenditures are generally recognized in the accounting period in which the related fund liability is incurred, if measurable. Allocations of cost, such as depreciation and amortization, are not recognized in governmental funds.

E. Budgets

The budgetary process is prescribed by provisions of the Ohio Revised Code and entails the preparation of budgetary documents within an established timetable. The major documents prepared are the tax budget, the certificate of estimated resources, and the appropriation resolution, all of which are prepared on the budgetary basis of accounting. The certificate of estimated resources and the appropriations resolution are subject to amendment throughout the year with the legal restriction that appropriations cannot exceed estimated resources, as certified. All funds, other than agency funds, are legally required to be budgeted and appropriated. The level of budgetary control is at the fund level for all funds. Although the legal level of budgetary control was established at the fund level of expenditures, the District has elected to present budgetary statement comparisons at the fund and function level of expenditures. Budgetary statements are presented beyond that legal level of control for informational purposes only. Any budgetary modifications at these levels may only be made by resolution of the Board of Education.

Tax Budget:

Prior to January 15, the Superintendent and Treasurer submit to the Board of Education a proposed operating budget for the fiscal year commencing the following July 1. The budget includes proposed expenditures and the means of financing for all funds. Public hearings are publicized and conducted to obtain taxpayers' comments. The purpose of this budget document is to reflect the need for existing (or increased) tax rates. By no later than January 20, the Board-adopted budget is filed with Erie County Budget Commission for rate determination.

Estimated Resources:

By April 1, the Board of Education accepts, by formal resolution, the tax rates as determined by the Budget Commission and receives the Commission's certificate of estimated resources, which states the projected revenue of each fund. Prior to July 1, the District must revise its budget so that total contemplated expenditures from any fund during the ensuing year will not exceed the amount stated in the certificate of estimated resources. The revised budget then serves as the basis for the appropriation measure. On or about July 1, the certificate is amended to include any unencumbered cash balances from the preceding year. The certificate may be further amended during the year if projected increases or decreases in revenue are identified by the District Treasurer. The amounts reported in the budgetary statement reflect the amounts in the original and final certificates of estimated resources issued during the fiscal year.

**PERKINS LOCAL SCHOOL DISTRICT
ERIE COUNTY, OHIO**

NOTES TO THE BASIC FINANCIAL STATEMENTS
FOR THE FISCAL YEAR ENDED JUNE 30, 2016

NOTE 2 - SUMMARY OF SIGNIFICANT ACCOUNTING POLICIES - (Continued)

Appropriations:

Upon receipt from the County Auditor of an amended certificate of estimated resources based on final assessed values and tax rates or a certificate saying no new certificate is necessary, the annual appropriation resolution is enacted by the Board of Education. Prior to the passage of the annual appropriation measure, the Board may pass a temporary appropriation measure to meet the ordinary expenses of the District. The appropriation resolution must be within the estimated resources as certified by the County Budget Commission and the total of expenditures may not exceed the appropriation totals at the legal level of control. Any revisions that alter the fund level must be approved by the Board of Education.

The Board may pass supplemental fund appropriations so long as the total appropriations by fund do not exceed the amounts set forth in the most recent certificate of estimated resources. During the year, all supplemental appropriations were legally enacted.

The appropriation resolution is subject to amendment by the Board throughout the year with the restriction that appropriations may not exceed estimated revenues. The amounts reported as the original budget amounts reflect the first appropriation for that fund that covered the entire fiscal year, including amounts automatically carried over from prior year. The amounts reported as the final budgeted amounts represent the final appropriation amounts passed by the Board during the year.

Encumbrances:

Encumbrance accounting is utilized with District funds in the normal course of operations, for purchase orders and contract related expenditures. An encumbrance is a reserve on the available spending authority due to commitment for a future expenditure and does not represent a liability. For governmental fund types, encumbrances outstanding at year end appear as a portion of the restricted, committed or assigned to the fund balance on a GAAP basis and as the equivalent of expenditures on a non-GAAP budgetary basis in order to demonstrate legal compliance. Note 15 provides a reconciliation of the budgetary and GAAP basis of accounting.

F. Cash and Investments

To improve cash management, cash received by the District is pooled. Monies for all funds are maintained in this pool. Individual fund integrity is maintained through the District's records. Each fund's interest in the pool is presented as "equity in pooled cash and cash equivalents" on the basic financial statements.

During fiscal year 2016, investments were limited to investments in the State Treasury Asset Reserve of Ohio (STAR Ohio). Except for nonparticipating investment contracts, investments are reported at fair value, which is based on quoted market prices. Nonparticipating investment contracts are reported at cost.

STAR Ohio is an investment pool managed by the State Treasurer's Office, which allows governments within the State to pool their funds for investment purposes. STAR Ohio is not registered with the SEC as an investment company, but does operate in a manner consistent with Rule 2a7 of the Investment Company Act of 1940. Investments in STAR Ohio are valued at STAR Ohio's shares price which is the price the investment could be sold for on June 30, 2016.

**PERKINS LOCAL SCHOOL DISTRICT
ERIE COUNTY, OHIO**

NOTES TO THE BASIC FINANCIAL STATEMENTS
FOR THE FISCAL YEAR ENDED JUNE 30, 2016

NOTE 2 - SUMMARY OF SIGNIFICANT ACCOUNTING POLICIES - (Continued)

Under existing Ohio statutes all investment earnings are assigned to the general fund unless statutorily required to be credited to a specific fund or the Board of Education has, by resolution, specified the funds to receive an allocation of interest earnings. Interest revenue credited to the general fund during fiscal year 2016 amounted to \$5,485, which includes \$2,945 assigned from other District funds.

For presentation on the basic financial statements, investments of the cash management pool and investments with original maturities of three months or less at the time they are purchased by the District are considered to be cash equivalents. Investments with an initial maturity of more than three months are reported as investments.

An analysis of the District's investment account at year end is provided in Note 4.

G. Inventory

On government-wide financial statements, purchased inventories are presented at the lower of cost or market and donated commodities are presented at their entitlement value. Inventories are recorded on a first-in, first-out basis and are expensed when used. Inventories are accounted for using the purchase method on the fund statements and using the consumption method on the government wide financial statements.

On the fund financial statements, reported material and supplies inventory is equally offset by a nonspendable fund balance in the governmental funds which indicates that it does not constitute available spendable resources even though it is a component of net current assets.

Inventory consists of expendable supplies held for consumption, donated food and purchased food.

H. Capital Assets

General capital assets are those assets specifically related to governmental activities. These assets result from expenditures in the governmental funds. These assets are reported in the governmental activities column of the government-wide statement of net position, but are not reported in the fund financial statements.

All capital assets are capitalized at cost (or estimated historical cost) and updated for additions and retirements during the year. Donated capital assets are recorded at their fair market values as of the date received. The District maintains a capitalization threshold of \$5,000. Improvements are capitalized; the costs of normal maintenance and repairs that do not add to the value of the asset or materially extend an asset's life are not.

All reported capital assets except land and construction in progress are depreciated. Improvements are depreciated over the remaining useful lives of the related capital assets. Depreciation is computed using the straight-line method over the following useful lives:

<u>Description</u>	<u>Governmental Activities Estimated Lives</u>
Land improvements	5 - 20 years
Buildings and improvements	5 - 50 years
Furniture and equipment	5 - 20 years
Vehicles	5 - 10 years

**PERKINS LOCAL SCHOOL DISTRICT
ERIE COUNTY, OHIO**

NOTES TO THE BASIC FINANCIAL STATEMENTS
FOR THE FISCAL YEAR ENDED JUNE 30, 2016

NOTE 2 - SUMMARY OF SIGNIFICANT ACCOUNTING POLICIES - (Continued)

I. Interfund Balances

On fund financial statements, receivables and payables resulting from short-term interfund loans are classified as “interfund loans receivable/payable”. These amounts are eliminated in the governmental activities column on the statement of net position.

J. Compensated Absences

Compensated absences of the District consist of vacation leave and sick leave to the extent that payments to the employee for these absences are attributable to services already rendered and are not contingent on a specific event that is outside the control of the District and the employee.

In accordance with the provisions of GASB Statement No. 16, “Accounting for Compensated Absences”, a liability for vacation leave is accrued if a) the employees’ rights to payment are attributable to services already rendered; and b) it is probable that the employer will compensate the employees for the benefits through paid time off or other means, such as cash payment at termination or retirement. An accrual for sick leave is made to the extent that it is probable that the benefits will result in termination (severance) payments. A liability for sick leave is accrued using the vesting method; i.e., the liability is based on the sick leave accumulated at the balance sheet date by those employees who are currently eligible to receive termination (severance) payments, as well as those employees expected to become eligible in the future.

For purposes of establishing a liability for severance on employees expected to become eligible to retire in the future, the District has established a policy to include the following employees in their GASB Statement No. 16 accrual:

- All employees aged 50 years with 10 years of service;
- All employees aged 40 years with 15 years of service; and,
- All employees aged 55 years with 5 years of service.

The total liability for vacation and sick leave payments has been calculated using pay rates in effect at the balance sheet date, and reduced to the maximum payment allowed by labor contract and/or statute, plus any applicable additional salary related payments.

K. Accrued Liabilities and Long-Term Obligations

All payables, accrued liabilities and long-term obligations are reported in the government-wide financial statements.

In general, governmental fund payables and accrued liabilities that, once incurred, are paid in a timely manner and in full from current financial resources, are reported as obligations of the funds. However, compensated absences and net pension liability that will be paid from governmental funds are reported as a liability in the fund financial statements only to the extent that they are due for payment during the current year. Capital leases are recognized as a liability on the fund financial statements when due.

L. Fund Balance

Fund balance is divided into five classifications based primarily on the extent to which the District is bound to observe constraints imposed upon the use of the resources in the governmental funds. The classifications are as follows:

**PERKINS LOCAL SCHOOL DISTRICT
ERIE COUNTY, OHIO**

NOTES TO THE BASIC FINANCIAL STATEMENTS
FOR THE FISCAL YEAR ENDED JUNE 30, 2016

NOTE 2 - SUMMARY OF SIGNIFICANT ACCOUNTING POLICIES - (Continued)

Nonspendable - The nonspendable fund balance classification includes amounts that cannot be spent because they are not in spendable form or legally required to be maintained intact. The “not in spendable form” criterion includes items that are not expected to be converted to cash. It also includes the long-term amount of loans receivable in the general fund.

Restricted - Fund balance is reported as restricted when constraints are placed on the use of resources that are either externally imposed by creditors (such as through debt covenants), grantors, contributors, or laws or regulations of other governments, or imposed by law through constitutional provisions or enabling legislation.

Committed - The committed fund balance classification includes amounts that can be used only for the specific purposes imposed by a formal action (resolution) of the District Board of Education (the highest level of decision making authority). Those committed amounts cannot be used for any other purpose unless the District Board of Education removes or changes the specified use by taking the same type of action (resolution) it employed to previously commit those amounts. Committed fund balance also incorporates contractual obligations to the extent that existing resources in the fund have been specifically committed for use in satisfying those contractual requirements.

Assigned - Amounts in the assigned fund balance classification are intended to be used by the District for specific purposes but do not meet the criteria to be classified as restricted nor committed. In governmental funds other than the general fund, assigned fund balance represents the remaining amount that is not restricted or committed. In the general fund, assigned amounts represent intended uses established by policies of the District Board of Education, which includes giving the Treasurer the authority to constrain monies for intended purposes.

Unassigned - Unassigned fund balance is the residual classification for the general fund and includes all spendable amounts not contained in the other classifications. In other governmental funds, the unassigned classification is only used to report a deficit fund balance resulting from overspending for specific purposes for which amounts had been restricted, committed, or assigned.

The District applies restricted resources first when expenditures are incurred for purposes for which restricted and unrestricted (committed, assigned, and unassigned) fund balance is available. Similarly, within unrestricted fund balance, committed amounts are reduced first followed by assigned, and then unassigned amounts when expenditures are incurred for purposes for which amounts in any of the unrestricted fund balance classifications could be used.

M. Net Position

Net position represents the difference between assets and deferred outflows and liabilities and deferred inflows. The net position component “net investment in capital assets,” consists of capital assets, net of accumulated depreciation, reduced by the outstanding balances of any borrowing used for the acquisition, construction or improvement of those assets. Deferred outflows of resources and deferred inflows of resources that are attributable to the acquisition, construction or improvement of those assets or related debt also should be included in this component of net position. Net position is reported as restricted when there are limitations imposed on its use either through the enabling legislation adopted by the District or through external restrictions imposed by creditors, grantors or laws or regulations of other governments. The amount restricted for other purposes represents amounts restricted for food service operations.

The District applies restricted resources first when an expense is incurred for purposes for which both restricted and unrestricted net position is available.

**PERKINS LOCAL SCHOOL DISTRICT
ERIE COUNTY, OHIO**

NOTES TO THE BASIC FINANCIAL STATEMENTS
FOR THE FISCAL YEAR ENDED JUNE 30, 2016

NOTE 2 - SUMMARY OF SIGNIFICANT ACCOUNTING POLICIES - (Continued)

N. Prepayments

Certain payments to vendors reflect the costs applicable to future accounting periods and are recorded as prepaid items in both government-wide and fund financial statements. These items are reported as assets on the balance sheet using the consumption method. A current asset for the prepaid amounts is recorded at the time of the purchase and the expenditure/expense is reported in the year in which services are consumed. At fiscal year end, because prepayments are not available to finance future governmental fund expenditures, a nonspendable fund balance equal to the carrying value of the asset is recorded on the fund financial statements.

O. Estimates

The preparation of the basic financial statements in conformity with GAAP requires management to make estimates and assumptions that affect the amounts reported in the basic financial statements and accompanying notes. Actual results may differ from those estimates.

P. Interfund Activity

Exchange transactions between funds are reported as revenues in the seller funds and as expenditures/expenses in the purchaser funds. Flows of cash or goods from one fund to another without a requirement for repayment are reported as interfund transfers. Interfund transfers are reported as other financing sources/uses in governmental funds. Repayments from funds responsible for particular expenditures/expenses to the funds that initially paid for them are not presented on the basic financial statements.

Q. Pensions

For purposes of measuring the net pension liability, deferred outflows of resources and deferred inflows of resources related to pensions, and pension expense, information about the fiduciary net position of the pension plans and additions to/deductions from their fiduciary net position have been determined on the same basis as they are reported by the pension systems. For this purpose, benefit payments (including refunds of employee contributions) are recognized when due and payable in accordance with the benefit terms. The pension systems report investments at fair value.

R. Extraordinary and Special Items

Extraordinary items are transactions or events that are both unusual in nature and infrequent in occurrence. Special items are transactions or events that are within the control of the Board of Education and that are either unusual in nature or infrequent in occurrence. During fiscal year 2016, the District had neither type of occurrence.

NOTE 3 - ACCOUNTABILITY AND COMPLIANCE

Change in Accounting Principles

For fiscal year 2016, the District has implemented GASB Statement No. 72, "Fair Value Measurement and Application", GASB Statement No. 73 "Accounting and Financial Reporting for Pensions and Related Assets That Are Not within the Scope of GASB Statement 68, and Amendments to Certain Provisions of GASB Statements 67 and 68", GASB Statement No. 76, "The Hierarchy of Generally Accepted Accounting Principles for State and Local Governments", and GASB Statement No. 79, "Certain External Investment Pools and Pool Participants".

**PERKINS LOCAL SCHOOL DISTRICT
ERIE COUNTY, OHIO**

NOTES TO THE BASIC FINANCIAL STATEMENTS
FOR THE FISCAL YEAR ENDED JUNE 30, 2016

NOTE 3 - ACCOUNTABILITY AND COMPLIANCE - (Continued)

GASB Statement No. 72 addresses accounting and financial reporting issues related to fair value measurement. This Statement also provides guidance for applying fair value to certain investments and disclosures related to all fair value measurements. The implementation of GASB Statement No. 72 did not have an effect on the financial statements of the District.

GASB Statement No. 73 improves the usefulness of information about pensions included in the general purposes external financial reports of state and local governments for making decisions and assessing accountability. The implementation of GASB Statement No. 73 did not have an effect on the financial statements of the District.

GASB Statement No. 76 identifies - in the context of the current governmental financial reporting environment - the hierarchy of generally accepted accounting principles (GAAP). This Statement reduces the GAAP hierarchy to two categories of authoritative GAAP and addresses the use of authoritative and nonauthoritative literature in the event that the accounting treatment for a transaction or other event is not specified within a source of authoritative GAAP. The implementation of GASB Statement No. 76 did not have an effect on the financial statements of the District.

GASB Statement No. 79 establishes criteria for an external investment pool to qualify for making the election to measure all of its investments at amortized cost for financial reporting purposes. The implementation of GASB Statement No. 79 did not have an effect on the financial statements of the District.

NOTE 4 - DEPOSITS AND INVESTMENTS

State statutes classify monies held by the District into three categories.

Active deposits are public deposits necessary to meet current demands on the treasury. Such monies must be maintained either as cash in the District treasury, in commercial accounts payable or withdrawable on demand, including negotiable order of withdrawal (NOW) accounts, or in money market deposit accounts.

Inactive deposits are public deposits that the Board of Education has identified as not required for use within the current five year period of designation of depositories. Inactive deposits must either be evidenced by certificates of deposit maturing not later than the end of the current period of designation of depositories, or by savings or deposit accounts including, but not limited to, passbook accounts.

Interim deposits are deposits of interim monies. Interim monies are those monies which are not needed for immediate use, but which will be needed before the end of the current period of designation of depositories.

Interim deposits must be evidenced by time certificates of deposit maturing not more than one year from the date of deposit or by savings or deposit accounts including passbook accounts.

Interim monies may be deposited or invested in the following securities:

1. United States Treasury Notes, Bills, Bonds, or any other obligation or security issued by the United States Treasury or any other obligation guaranteed as to principal and interest by the United States;
2. Bonds, notes, debentures, or any other obligations or securities issued by any federal government agency or instrumentality, including, but not limited to, the Federal National Mortgage Association, Federal Home Loan Bank, Federal Farm Credit Bank, Federal Home Loan Mortgage Corporation, Government National Mortgage Association, and Student Loan Marketing Association. All federal agency securities shall be direct issuances of federal government agencies or instrumentalities;

**PERKINS LOCAL SCHOOL DISTRICT
ERIE COUNTY, OHIO**

NOTES TO THE BASIC FINANCIAL STATEMENTS
FOR THE FISCAL YEAR ENDED JUNE 30, 2016

NOTE 4 - DEPOSITS AND INVESTMENTS - (Continued)

3. Written repurchase agreements in the securities listed above provided that the market value of the securities subject to the repurchase agreement must exceed the principal value of the agreement by at least two percent and be marked to market daily, and that the term of the agreement must not exceed thirty days;
4. Bonds and other obligations of the State of Ohio;
5. No-load money market mutual funds consisting exclusively of obligations described in items (1) and (2) above and repurchase agreements secured by such obligations, provided that investments in securities described in this division are made only through eligible institutions;
6. The State Treasurer's investment pool (STAR Ohio);
7. Certain banker's acceptance and commercial paper notes for a period not to exceed one-hundred-eighty days from the purchase date in an amount not to exceed twenty-five percent of the interim monies available for investment at any one time; and,
8. Under limited circumstances, corporate debt interests rated in either of the two highest classifications by at least two nationally recognized rating agencies.

Protection of the District's deposits is provided by the Federal Deposit Insurance Corporation (FDIC), by eligible securities pledged by the financial institution as security for repayment, by surety company bonds deposited with the Treasurer by the financial institution or by a single collateral pool established by the financial institution to secure the repayment of all public monies deposited with the institution.

Investments in stripped principal or interest obligations, reverse repurchase agreements and derivatives are prohibited. The issuance of taxable notes for the purpose of arbitrage, the use of leverage and short selling are also prohibited. An investment must mature within five years from the date of purchase unless matched to a specific obligation or debt of the District and must be purchased with the expectation that it will be held to maturity. Investments may only be made through specified dealers and institutions. Payment for investments may be made only upon delivery of the securities representing the investments to the Treasurer or, if the securities are not represented by a certificate, upon receipt of confirmation of transfer from the custodian.

A. Cash with Fiscal Agent

At fiscal year-end, \$1,772 was on deposit in the District's debt service clearing account. This amount is not part of the District's internal investment pool and has been excluded from the total amount of deposits reported below. The June 30, 2016 balance of this account is reported on the financial statements as "cash with fiscal agent".

B. Deposits with Financial Institutions

At June 30, 2016, the carrying amount of all District deposits was \$729,043. Based on the criteria described in GASB Statement No. 40, "Deposits and Investment Risk Disclosures", as of June 30, 2016, \$859,878 of the District's bank balance of \$1,109,878 was exposed to custodial risk as discussed below, while \$250,000 was covered by the FDIC.

**PERKINS LOCAL SCHOOL DISTRICT
ERIE COUNTY, OHIO**

NOTES TO THE BASIC FINANCIAL STATEMENTS
FOR THE FISCAL YEAR ENDED JUNE 30, 2016

NOTE 4 - DEPOSITS AND INVESTMENTS - (Continued)

Custodial credit risk is the risk that, in the event of bank failure, the District's deposits may not be returned. All deposits are collateralized with eligible securities in amounts equal to at least 105% of the carrying value of the deposits. Such collateral, as permitted by the Ohio Revised Code, is held in single financial institution collateral pools at Federal Reserve Banks, or at member banks of the federal reserve system, in the name of the respective depository bank and pledged as a pool of collateral against all of the public deposits it holds or as specific collateral held at the Federal Reserve Bank in the name of the District.

The District has no deposit policy for custodial credit risk beyond the requirements of State statute. Although the securities were held by the pledging institutions' trust department and all statutory requirements for the deposit of money had been followed, noncompliance with federal requirements could potentially subject the District to a successful claim by the FDIC.

C. Investments

As of June 30, 2016, the District had the following investments and maturities:

<u>Investment type</u>	<u>Fair Value</u>	<u>Investment Maturities</u> 6 months or less
STAR Ohio	\$ 1,767,243	\$ 1,767,243

Interest Rate Risk: The Ohio Revised Code generally limits security purchases to those that mature within five years of the settlement date. Interest rate risk arises because potential purchasers of debt securities will not agree to pay face value for those securities if interest rates subsequently increase. The District's investment policy addresses interest rate risk by requiring the consideration of market conditions and cash flow requirements in determining the term of an investment. As a means of limiting its exposure to fair value losses arising from rising interest rates and according to State law, the District's investment policy limits investment portfolio maturities to five year or less.

Credit Risk: STAR Ohio was rated AAAM by Standard & Poor's. Ohio law requires that STAR Ohio maintain the highest rating provided by at least one nationally recognized standard rating service. The District's investment policy does not specifically address credit risk beyond requiring the District to only invest in securities authorized by State statute.

Custodial Credit Risk: For an investment, custodial credit risk is the risk that, in the event of the failure of the counterparty, the District will not be able to recover the value of its investments or collateral securities that are in the possession of an outside party. The District has no investment policy dealing with investment custodial risk beyond the requirement in State statute that prohibits payment for investments prior to the delivery of the securities representing such investments to the Treasurer or qualified trustee.

Concentration of Credit Risk: The District's investment policy addresses concentration of credit risk by encouraging diversification to eliminate the risk of loss resulting from over concentration of assets in a specific maturity, a specific issue or a specific class of securities.

The following table includes the percentage of each investment type held by the District at June 30, 2016:

<u>Investment type</u>	<u>Fair Value</u>	<u>% of Total</u>
STAR Ohio	\$ 1,767,243	100.00

**PERKINS LOCAL SCHOOL DISTRICT
ERIE COUNTY, OHIO**

NOTES TO THE BASIC FINANCIAL STATEMENTS
FOR THE FISCAL YEAR ENDED JUNE 30, 2016

NOTE 4 - DEPOSITS AND INVESTMENTS - (Continued)

E. Reconciliation of Cash and Investments to the Statement of Net Position

The following is a reconciliation of cash and investments as reported in the note above to cash and investments as reported on the statement of net position as of June 30, 2016:

<u>Cash and investments per note</u>	
Carrying amount of deposits	\$ 729,043
Investments	1,767,243
Cash with fiscal agent	<u>1,772</u>
Total	<u>\$ 2,498,058</u>
 <u>Cash and investments per statement of net position</u>	
Governmental activities	\$ 2,308,037
Private-purpose trust fund	81,879
Agency fund	<u>108,142</u>
Total	<u>\$ 2,498,058</u>

NOTE 5 - INTERFUND TRANSACTIONS

- A. Interfund transfers for the year ended June 30, 2016, consisted of the following, as reported on the fund financial statements:

	<u>Amount</u>
<u>Transfers from the permanent improvement fund to:</u>	
Nonmajor governmental fund	<u>\$ 194,553</u>

The transfer from the permanent improvement fund to the debt service fund (a nonmajor governmental fund) is to fund the principal and interest payments on the House Bill 264 obligation and the capital lease.

Transfers are used to (1) move revenues from the fund that statute or budget requires to collect them to the fund that statute or budget requires to expend them, (2) use unrestricted revenues collected in the general fund to finance various programs accounted for in other funds in accordance with budgetary authorizations and (3) restrict revenues for debt service through transfers from the funds collecting the receipts to the debt service fund (a nonmajor governmental fund) as debt service payments become due.

Interfund transfers between governmental funds are eliminated for reporting in the statement of activities.

All transfers were made in compliance with Ohio Revised Code Sections 5705.14, 5705.15 and 5705.16.

**PERKINS LOCAL SCHOOL DISTRICT
ERIE COUNTY, OHIO**

NOTES TO THE BASIC FINANCIAL STATEMENTS
FOR THE FISCAL YEAR ENDED JUNE 30, 2016

NOTE 5 - INTERFUND TRANSACTIONS - (Continued)

B. Interfund balances at June 30, 2016 as reported on the fund financial statements, consist of the following individual due to/due from other funds:

<u>Receivable fund</u>	<u>Payable funds</u>	<u>Amount</u>
General fund	Permanent improvement	\$ 300,000
General fund	Nonmajor governmental fund	<u>11,035</u>
 Total		 <u>\$ 311,035</u>

The primary purpose of the interfund balances is to cover costs in specific funds where revenues were not received by June 30. Interfund balances between governmental funds are eliminated on the government-wide financial statements.

NOTE 6 - PROPERTY TAXES

Property taxes are levied and assessed on a calendar year basis while the District fiscal year runs from July through June. First half tax collections are received by the District in the second half of the fiscal year. Second half tax distributions occur in the first half of the following fiscal year.

Property taxes include amounts levied against all real property and public utility property. Real property tax revenues received in calendar year 2016 represent the collection of calendar year 2015 taxes. Real property taxes received in calendar year 2016 were levied after April 1, 2015, on the assessed values as of January 1, 2015, the lien date. Assessed values for real property taxes are established by State statute at 35 percent of appraised market value. Real property taxes are payable annually or semiannually. If paid annually, payment is due December 31; if paid semiannually, the first payment is due December 31, with the remainder payable by June 20. Under certain circumstances, State statute permits alternate payment dates to be established. Public utility property tax revenues received in calendar year 2016 represent the collection of calendar year 2015 taxes. Public utility real and personal property taxes received in calendar year 2016 became a lien on December 31, 2014, were levied after April 1, 2015, and are collected with real property taxes. Public utility real property is assessed at 35 percent of true value; public utility tangible personal property is currently assessed at varying percentages of true value.

The District receives property taxes from Erie County. The County Auditor periodically advances to the District its portion of the taxes collected. Second-half real property tax payments collected by the County by June 30, 2016, are available to finance fiscal year 2016 operations. The amount available as an advance at June 30, 2016 was \$2,248,269 in the general fund and \$309,973 in the permanent improvement fund. This amount is recorded as revenue. The amount available for advance at June 30, 2015 was \$1,539,251 in the general fund and \$202,176 in the permanent improvement fund. The amount of second-half real property taxes available for advance at fiscal year-end can vary based on the date the tax bills are sent.

Accrued property taxes receivable includes real property, public utility property and delinquent tangible personal property taxes which are measurable as of June 30, 2016 and for which there is an enforceable legal claim. Although total property tax collections for the next fiscal year are measurable, only the amount of real property taxes available as an advance at June 30 was levied to finance current fiscal year operations and is reported as revenue at fiscal year-end. The portion of the receivable not levied to finance current fiscal year operations is offset by a credit to deferred inflows of resources.

**PERKINS LOCAL SCHOOL DISTRICT
ERIE COUNTY, OHIO**

NOTES TO THE BASIC FINANCIAL STATEMENTS
FOR THE FISCAL YEAR ENDED JUNE 30, 2016

NOTE 6 - PROPERTY TAXES - (Continued)

On the accrual basis of accounting, collectible delinquent property taxes have been recorded as a receivable and revenue, while on a modified accrual basis of accounting the revenue has been reported as a deferred inflow of resources.

The assessed values upon which the fiscal year 2016 taxes were collected are:

	2015 Second Half Collections		2016 First Half Collections	
	<u>Amount</u>	<u>Percent</u>	<u>Amount</u>	<u>Percent</u>
Agricultural/residential and other real estate	\$ 410,447,560	96.59	\$ 418,495,470	95.10
Public utility personal	<u>14,490,040</u>	<u>3.41</u>	<u>21,584,190</u>	<u>4.90</u>
Total	<u>\$ 424,937,600</u>	<u>100.00</u>	<u>\$ 440,079,660</u>	<u>100.00</u>
Tax rate per \$1,000 of assessed valuation for:				
General	\$58.40		\$58.40	
Permanent improvement	4.00		4.00	

NOTE 7 - RECEIVABLES

Receivables at June 30, 2016 consisted of taxes, intergovernmental grants and entitlements, accounts, accrued interest, and payment in lieu of taxes. All receivables are considered collectible in full due to the ability to foreclose for the nonpayment of taxes, the stable condition of State programs and the current year guarantee of federal funds. A summary of the principal items of receivables reported on the statement of net position follows:

Governmental activities:

Property taxes	\$ 15,041,062
Payment in lieu of taxes	552,889
Accounts	21,211
Accrued interest	757
Intergovernmental	<u>37,418</u>
Total	<u>\$ 15,653,337</u>

Receivables have been disaggregated on the face of the basic financial statements. All receivables are expected to be collected within the subsequent year.

NOTE 8 - PAYMENT IN LIEU OF TAXES

The District has entered into a tax incremental financing agreement with a local company for the purpose of various improvements and developments. To encourage these improvements, the company was granted an exemption from paying property taxes on the improvements and developments; however, payments in lieu of taxes are made to the District in an amount equal to the property taxes that otherwise would have been due in the current year. These payments are being used to finance either general operations or the District's permanent improvements and will continue through fiscal year 2020. In the governmental fund financial statements, the District recorded payment in lieu of taxes revenue of \$373,171 in the permanent improvement fund during fiscal year 2016.

**PERKINS LOCAL SCHOOL DISTRICT
ERIE COUNTY, OHIO**

NOTES TO THE BASIC FINANCIAL STATEMENTS
FOR THE FISCAL YEAR ENDED JUNE 30, 2016

NOTE 9 - CAPITAL ASSETS

Capital asset activity for fiscal year 2016 is as follows:

	<u>Balance</u> <u>July 1, 2015</u>	<u>Additions</u>	<u>Deductions</u>	<u>Balance</u> <u>June 30, 2016</u>
Governmental activities:				
<i>Capital assets, not being depreciated:</i>				
Land	\$ 647,925	\$ -	\$ -	\$ 647,925
Construction in progress	<u>2,247,977</u>	<u>-</u>	<u>-</u>	<u>2,247,977</u>
Total capital assets, not being depreciated	<u>2,895,902</u>	<u>-</u>	<u>-</u>	<u>2,895,902</u>
<i>Capital assets, being depreciated:</i>				
Land improvements	1,897,524	-	-	1,897,524
Building and improvements	20,305,090	496,331	-	20,801,421
Furniture and equipment	3,005,276	81,355	-	3,086,631
Vehicles	<u>1,970,623</u>	<u>243,926</u>	<u>-</u>	<u>2,214,549</u>
Total capital assets, being depreciated	<u>27,178,513</u>	<u>821,612</u>	<u>-</u>	<u>28,000,125</u>
<i>Less: accumulated depreciation:</i>				
Land improvements	(1,024,424)	(74,622)	-	(1,024,424)
Building and improvements	(11,750,426)	(450,451)	-	(11,750,426)
Furniture and equipment	(1,742,797)	(165,784)	-	(1,742,797)
Vehicles	<u>(1,444,381)</u>	<u>(187,529)</u>	<u>-</u>	<u>(1,444,381)</u>
Total accumulated depreciation	<u>(15,962,028)</u>	<u>(878,386)</u>	<u>-</u>	<u>(16,840,414)</u>
Depreciable capital assets, net	<u>11,216,485</u>	<u>(56,774)</u>	<u>-</u>	<u>11,159,711</u>
Governmental activities capital assets, net	<u>\$ 14,112,387</u>	<u>\$ (56,774)</u>	<u>\$ -</u>	<u>\$ 14,055,613</u>

**PERKINS LOCAL SCHOOL DISTRICT
ERIE COUNTY, OHIO**

NOTES TO THE BASIC FINANCIAL STATEMENTS
FOR THE FISCAL YEAR ENDED JUNE 30, 2016

NOTE 9 - CAPITAL ASSETS - (Continued)

Depreciation expense was charged to governmental functions as follows:

<u>Instruction:</u>	
Regular	\$ 231,872
Special	19,357
Vocational	15,959
<u>Support services:</u>	
Pupil	7,698
Instructional staff	39,955
Administration	13,705
Operations and maintenance	139,972
Pupil transportation	187,668
Central	23,382
Extracurricular activities	163,782
Food service operations	<u>35,036</u>
Total depreciation expense	<u>\$ 878,386</u>

NOTE 10 - LONG-TERM OBLIGATIONS

- A. During the fiscal year 2016, the following changes occurred in governmental activities long-term obligations.

	Balance Outstanding <u>06/30/15</u>	<u>Additions</u>	<u>Reductions</u>	Balance Outstanding <u>06/30/16</u>	Amounts Due in <u>One Year</u>
Governmental activities:					
Lease-purchase agreement 2013	\$ 1,809,750	\$ -	\$ (708,628)	\$ 1,101,122	\$ 728,929
Capital lease obligation-Apple equipment	1,425,371	-	(708,586)	716,785	716,785
Capital lease obligation-HB264 project	1,013,331	-	(126,667)	886,664	126,667
Net pension liability	29,186,534	4,594,518	-	33,781,052	-
Compensated absences	<u>1,370,038</u>	<u>158,385</u>	<u>(232,216)</u>	<u>1,296,207</u>	<u>99,033</u>
Total governmental activities	<u>\$ 34,805,024</u>	<u>\$ 4,752,903</u>	<u>\$ (1,776,097)</u>	<u>\$ 37,781,830</u>	<u>\$ 1,671,414</u>

Net Pension Liability: See Note 13 for details.

Compensated Absences: Compensated absences will be paid from the fund from which the employee's salaries are paid, which for the District is primarily the general fund and the food service fund (a nonmajor governmental fund).

- B. *Capital Lease Obligation - HB264 Project:* During fiscal year 2008, the District entered into a capital lease agreement to provide for energy improvements to various District buildings.

Capital lease payments are reflected as debt service expenditures in the debt service fund (a nonmajor governmental fund). Principal and interest payments in the 2016 fiscal year totaled \$126,667 and \$40,052, respectively.

Citizens Bank has been designated as trustee for the HB264 Project agreement.

**PERKINS LOCAL SCHOOL DISTRICT
ERIE COUNTY, OHIO**

NOTES TO THE BASIC FINANCIAL STATEMENTS
FOR THE FISCAL YEAR ENDED JUNE 30, 2016

NOTE 10 - LONG-TERM OBLIGATIONS - (Continued)

The following is a schedule of the future long-term minimum lease payments required under the capital lease obligation and the present value of the minimum lease payments as of June 30, 2016.

Fiscal Year Ending <u>June 30,</u>	<u>Total</u>
2017	\$ 161,551
2018	156,383
2019	151,215
2020	146,047
2021	140,879
2022 - 2024	<u>266,249</u>
Total minimum lease payments	1,022,324
Less: amount representing interest	<u>(135,660)</u>
Present value of minimum lease payments	<u>\$ 886,664</u>

- C. Capital Lease Obligation - Apple Equipment: In prior fiscal years, the District entered into capitalized leases for computers and equipment. Capital lease payments have been reclassified and are reflected as debt service expenditures in the basic financial statements. These expenditures are reflected as program/function expenditures on a budgetary basis.

The computer equipment in the amount of \$3,639,742 has not been capitalized as the computer equipment does not meet the District's capitalization threshold.

Principal payments in the 2016 fiscal year totaled \$708,586. This amount is reported as debt service payments in the general fund, debt service fund (a nonmajor governmental fund) and the permanent improvement fund.

The following is a schedule of future minimum lease payments required under the capital leases and the present value of the minimum lease payments as of June 30, 2016:

Fiscal Year Ending <u>June 30,</u>	<u>Total</u>
2017	<u>\$ 725,093</u>
Total minimum lease payments	725,093
Less: amount representing interest	<u>(8,308)</u>
Present value of minimum lease payments	<u>\$ 716,785</u>

- D. Lease-Purchase Agreement 2013: On December 10, 2012, the District (the "Lessor") entered into a ground lease with Citizens Banking Company (the "Lessee") for a parcel of land owned by the District in the amount of \$3,500,000. The Lessee then leased the parcel of land back to the Lessor in the form of a lease-purchase agreement of which proceeds will be used to mainly construct, improve, furnish and equip school facilities including, without limitation, preparing for and constructing a new middle school and high school.

**PERKINS LOCAL SCHOOL DISTRICT
ERIE COUNTY, OHIO**

NOTES TO THE BASIC FINANCIAL STATEMENTS
FOR THE FISCAL YEAR ENDED JUNE 30, 2016

NOTE 10 - LONG-TERM OBLIGATIONS - (Continued)

Payments on the lease purchase agreement are reflected as debt service expenditures in the debt service fund (a nonmajor governmental fund). Principal payments in the 2016 fiscal year totaled \$708,628.

The following is a schedule of future principal and interest payments as of June 30, 2016:

Fiscal Year Ending June 30,	Lease Purchase Agreement 2013		
	Principal	Interest	Total
2017	\$ 728,929	\$ 26,073	\$ 755,002
2018	372,193	5,307	377,500
Total	\$ 1,101,122	\$ 31,380	\$ 1,132,502

E. Legal Debt Margin

The Ohio Revised Code provides that voted net general obligation debt of the District shall never exceed 9% of the total assessed valuation of the District. The code further provides that unvoted indebtedness shall not exceed 1/10 of 1% of the property valuation of the District. The code additionally states that unvoted indebtedness related to energy conservation debt shall not exceed 9/10 of 1% of the property valuation of the District. The assessed valuation used in determining the District's legal debt margin has been modified by House Bill 530 which became effective March 30, 2006. In accordance with House Bill 530, the assessed valuation used in the District's legal debt margin calculation excluded tangible personal property used in business, telephone or telegraph property, interexchange telecommunications company property, and personal property owned or leased by a railroad company and used in railroad operations. The effects of these debt limitations at June 30, 2016, are a voted debt margin of \$39,607,169, an unvoted debt margin of \$440,080, and a debt limitation of \$3,074,053 for energy conservation.

NOTE 11 - OTHER EMPLOYEE BENEFITS

A. Compensated Absences

The criteria for determining vacation and sick leave benefits are derived from negotiated agreements and State laws. Classified employees earn one to five weeks of vacation per year, depending upon length of service. Accumulated unused vacation time is paid to classified employees upon termination of employment. Teachers do not earn vacation time.

Upon retirement, payment is made for forty percent of the total sick leave accumulation, up to a maximum accumulation of forty-eight days for classified employees who receive an additional twelve days if they notify the District by February 1. Certified employees receive thirty percent, up to a maximum of forty-six days, and will receive an additional four days if the District is notified of the intent to retire by March 1. An employee receiving such payment must meet the retirement provisions set by the State Teachers Retirement System of Ohio (STRS Ohio) and the School Employees Retirement System (SERS).

B. Insurance Benefits

The District provides life insurance and accidental death and dismemberment insurance in the amount of \$10,000 to certified employees. For classified employees, group term life insurance is provided in the amount of \$10,000.

**PERKINS LOCAL SCHOOL DISTRICT
ERIE COUNTY, OHIO**

NOTES TO THE BASIC FINANCIAL STATEMENTS
FOR THE FISCAL YEAR ENDED JUNE 30, 2016

NOTE 12 - RISK MANAGEMENT

A. Comprehensive

The District is exposed to various risks of loss related to torts, theft of, damage to, and destruction of assets, errors and omissions, injuries to employees and natural disasters. During fiscal year 2016, the District has contracted with the Ohio School Plan to provide insurance coverage in the following amounts:

<u>Limits of Coverage</u>	<u>Coverage</u>	<u>Deductible</u>
General liability:		
Each occurrence	\$ 5,000,000	\$ -
Aggregate	7,000,000	-
Fleet:		
Collision/Comprehensive	5,000,000	Buses 1,000 All Other 500
Umbrella liability	5,000,000	-
Building and contents	70,862,624	1,000

Settled claims have not exceeded this commercial coverage in any of the past three years. There has been no significant reduction in coverage from the prior year.

B. Huron-Erie School Employees Insurance Association

The District has contracted with the Huron-Erie School Employees Insurance Association (Association) to provide medical/surgical, dental, and life insurance benefits for its employees and their covered dependents. The Association is a shared risk pool comprised of 13 school districts that provide public education within Erie and Huron Counties. The districts pay monthly contributions that are placed in a common fund from which eligible claims and expenses are paid for employees of participating school districts and their covered dependents. Claims are paid for all participants regardless of claims flow.

In the event of withdrawal, the District shall assume and be responsible for payment of all claims of its eligible employees, families, and dependents from the effective date of withdrawal, regardless of when such claims were incurred, processed, or presented to the Association, insurance provider, insurance consultant, or any other appropriate or authorized person or representative; provided further, any such claims, which are paid after the effective date of withdrawal by the Association insurance provider or insurance consultant, or charged to such parties, shall be reimbursed in full by any withdrawing member upon demand of the Association.

C. OSBA Group Workers' Compensation Rating Plan

For fiscal year 2016, the District participated in the Ohio School Boards Association Workers' Compensation Group Rating Plan (GRP), an insurance purchasing pool (Note 2.A.). The intent of the GRP is to achieve the benefit of a reduced premium for the District by virtue of its grouping and representation with other participants in the GRP. The workers' compensation experience of the participating school districts is calculated as one experience and a common premium rate is applied to all school districts in the GRP. Each participant pays its workers' compensation premium to the state based on the rate for the GRP rather than its individual rate. Total savings are then calculated and each participant's individual performance is compared to the overall savings percentage of the GRP.

**PERKINS LOCAL SCHOOL DISTRICT
ERIE COUNTY, OHIO**

NOTES TO THE BASIC FINANCIAL STATEMENTS
FOR THE FISCAL YEAR ENDED JUNE 30, 2016

NOTE 12 - RISK MANAGEMENT - (Continued)

A participant will then either receive money from or be required to contribute to the “Equity Pooling Fund”. This “equity pooling” arrangement insures that each participant shares equally in the overall performance of the GRP. Participation in the GRP is limited to school districts that can meet the GRP’s selection criteria. The firm of CompManagement, Inc. provided administrative, cost control and actuarial services to the GRP.

NOTE 13 - DEFINED BENEFIT PENSION PLANS

Net Pension Liability

The net pension liability reported on the statement of net position represents a liability to employees for pensions. Pensions are a component of exchange transactions—between an employer and its employees—of salaries and benefits for employee services. Pensions are provided to an employee—on a deferred-payment basis—as part of the total compensation package offered by an employer for employee services each financial period. The obligation to sacrifice resources for pensions is a present obligation because it was created as a result of employment exchanges that already have occurred.

The net pension liability represents the District’s proportionate share of each pension plan’s collective actuarial present value of projected benefit payments attributable to past periods of service, net of each pension plan’s fiduciary net position. The net pension liability calculation is dependent on critical long-term variables, including estimated average life expectancies, earnings on investments, cost of living adjustments and others. While these estimates use the best information available, unknowable future events require adjusting this estimate annually.

The Ohio Revised Code limits the District’s obligation for this liability to annually required payments. The District cannot control benefit terms or the way pensions are financed; however, the District does receive the benefit of employees’ services in exchange for compensation including pension.

GASB 68 assumes the liability is solely the obligation of the employer, because (1) they benefit from employee services; and (2) State statute requires all funding to come from these employers. All contributions to date have come solely from these employers (which also includes costs paid in the form of withholdings from employees). State statute requires the pension plans to amortize unfunded liabilities within 30 years. If the amortization period exceeds 30 years, each pension plan’s board must propose corrective action to the State legislature. Any resulting legislative change to benefits or funding could significantly affect the net pension liability. Resulting adjustments to the net pension liability would be effective when the changes are legally enforceable.

The proportionate share of each plan’s unfunded benefits is presented as a long-term *net pension liability* on the accrual basis of accounting. Any liability for the contractually-required pension contribution outstanding at the end of the year is included in *pension and postemployment benefits payable* on both the accrual and modified accrual bases of accounting.

Plan Description - School Employees Retirement System (SERS)

Plan Description –District non-teaching employees participate in SERS, a cost-sharing multiple-employer defined benefit pension plan administered by SERS. SERS provides retirement, disability and survivor benefits, annual cost-of-living adjustments, and death benefits to plan members and beneficiaries. Authority to establish and amend benefits is provided by Ohio Revised Code Chapter 3309. SERS issues a publicly available, stand-alone financial report that includes financial statements, required supplementary information and detailed information about SERS’ fiduciary net position. That report can be obtained by visiting the SERS website at www.ohsers.org under Employers/Audit Resources.

**PERKINS LOCAL SCHOOL DISTRICT
ERIE COUNTY, OHIO**

NOTES TO THE BASIC FINANCIAL STATEMENTS
FOR THE FISCAL YEAR ENDED JUNE 30, 2016

NOTE 13 - DEFINED BENEFIT PENSION PLANS - (Continued)

Age and service requirements for retirement are as follows:

	Eligible to Retire on or before August 1, 2017 *	Eligible to Retire after August 1, 2017
Full Benefits	Any age with 30 years of service credit	Age 67 with 10 years of service credit; or Age 57 with 30 years of service credit
Actuarially Reduced Benefits	Age 60 with 5 years of service credit Age 55 with 25 years of service credit	Age 62 with 10 years of service credit; or Age 60 with 25 years of service credit

* Members with 25 years of service credit as of August 1, 2017, will be included in this plan.

Annual retirement benefits are calculated based on final average salary multiplied by a percentage that varies based on year of service; 2.2 percent for the first thirty years of service and 2.5 percent for years of service credit over 30. Final average salary is the average of the highest three years of salary.

One year after an effective benefit date, a benefit recipient is entitled to a three percent cost-of-living adjustment (COLA). This same COLA is added each year to the base benefit amount on the anniversary date of the benefit.

Funding Policy – Plan members are required to contribute 10 percent of their annual covered salary and the District is required to contribute 14 percent of annual covered payroll. The contribution requirements of plan members and employers are established and may be amended by the SERS’ Retirement Board up to statutory maximum amounts of 10 percent for plan members and 14 percent for employers. The Retirement Board, acting with the advice of the actuary, allocates the employer contribution rate among four of the System’s funds (Pension Trust Fund, Death Benefit Fund, Medicare B Fund, and Health Care Fund). For the fiscal year ended June 30, 2016, the entire 14 percent was allocated to pension, death benefits, and Medicare B and no portion of the employer contribution rate was allocated to the Health Care Fund.

The District’s contractually required contribution to SERS was \$458,138 for fiscal year 2016. Of this amount, \$45,738 is reported as pension and postemployment benefits payable.

Plan Description - State Teachers Retirement System (STRS)

Plan Description –District licensed teachers and other faculty members participate in STRS Ohio, a cost-sharing multiple-employer public employee retirement system administered by STRS. STRS provides retirement and disability benefits to members and death and survivor benefits to beneficiaries. STRS issues a stand-alone financial report that includes financial statements, required supplementary information and detailed information about STRS’ fiduciary net position. That report can be obtained by writing to STRS, 275 E. Broad St., Columbus, OH 43215-3771, by calling (888) 227-7877, or by visiting the STRS Web site at www.strsoh.org.

**PERKINS LOCAL SCHOOL DISTRICT
ERIE COUNTY, OHIO**

NOTES TO THE BASIC FINANCIAL STATEMENTS
FOR THE FISCAL YEAR ENDED JUNE 30, 2016

NOTE 13 - DEFINED BENEFIT PENSION PLANS - (Continued)

New members have a choice of three retirement plans; a Defined Benefit (DB) Plan, a Defined Contribution (DC) Plan and a Combined Plan. Benefits are established by Ohio Revised Code Chapter 3307. The DB plan offers an annual retirement allowance based on final average salary multiplied by a percentage that varies based on years of service. Effective August 1, 2015, the calculation will be 2.2 percent of final average salary for the five highest years of earnings multiplied by all years of service. With certain exceptions, the basic benefit is increased each year by two percent of the original base benefit. For members retiring August 1, 2013, or later, the first two percent is paid on the fifth anniversary of the retirement benefit. Members are eligible to retire at age 60 with five years of qualifying service credit, or age 55 with 25 years of service, or 30 years of service regardless of age. Age and service requirements for retirement will increase effective August 1, 2015, and will continue to increase periodically until they reach age 60 with 35 years of service or age 65 with five years of service on August 1, 2026.

The DC Plan allows members to place all their member contributions and 9.5 percent of the 14 percent employer contributions into an investment account. Investment allocation decisions are determined by the member. The remaining 4.5 percent of the 14 percent employer rate is allocated to the defined benefit unfunded liability. A member is eligible to receive a retirement benefit at age 50 and termination of employment. The member may elect to receive a lifetime monthly annuity or a lump sum withdrawal.

The Combined Plan offers features of both the DB Plan and the DC Plan. In the Combined Plan, member contributions are allocated among investment choices by the member, and employer contributions are used to fund the defined benefit payment at a reduced level from the regular DB Plan. The defined benefit portion of the Combined Plan payment is payable to a member on or after age 60 with five years of services. The defined contribution portion of the account may be taken as a lump sum payment or converted to a lifetime monthly annuity at age 50.

New members who choose the DC plan or Combined Plan will have another opportunity to reselect a permanent plan during their fifth year of membership. Members may remain in the same plan or transfer to another STRS plan. The optional annuitization of a member's defined contribution account or the defined contribution portion of a member's Combined Plan account to a lifetime benefit results in STRS bearing the risk of investment gain or loss on the account. STRS has therefore included all three plan options as one defined benefit plan for GASB 68 reporting purposes.

A DB or Combined Plan member with five or more years of credited service who is determined to be disabled may qualify for a disability benefit. Eligible survivors of members who die before service retirement may qualify for monthly benefits. New members on or after July 1, 2013, must have at least ten years of qualifying service credit that apply for disability benefits. Members in the DC Plan who become disabled are entitled only to their account balance. If a member of the DC Plan dies before retirement benefits begin, the member's designated beneficiary is entitled to receive the member's account balance.

Funding Policy – Employer and member contribution rates are established by the State Teachers Retirement Board and limited by Chapter 3307 of the Ohio Revised Code. The statutory maximum employee contribution rate was increased one percent July 1, 2014, and will be increased one percent each year until it reaches 14 percent on July 1, 2016. For the fiscal year ended June 30, 2016, plan members were required to contribute 13 percent of their annual covered salary. The District was required to contribute 14 percent; the entire 14 percent was the portion used to fund pension obligations. The fiscal year 2016 contribution rates were equal to the statutory maximum rates.

The District's contractually required contribution to STRS was \$1,574,970 for fiscal year 2016. Of this amount, \$273,720 is reported as pension and postemployment benefits payable.

**PERKINS LOCAL SCHOOL DISTRICT
ERIE COUNTY, OHIO**

NOTES TO THE BASIC FINANCIAL STATEMENTS
FOR THE FISCAL YEAR ENDED JUNE 30, 2016

NOTE 13 - DEFINED BENEFIT PENSION PLANS - (Continued)

Pension Liabilities, Pension Expense, and Deferred Outflows of Resources and Deferred Inflows of Resources Related to Pensions

The net pension liability was measured as of June 30, 2015, and the total pension liability used to calculate the net pension liability was determined by an actuarial valuation as of that date. The District's proportion of the net pension liability was based on the District's share of contributions to the pension plan relative to the contributions of all participating entities. Following is information related to the proportionate share and pension expense:

	<u>SERS</u>	<u>STRS</u>	<u>Total</u>
Proportionate share of the net pension liability	\$ 5,908,481	\$ 27,872,571	\$ 33,781,052
Proportion of the net pension liability	0.10354680%	0.10085210%	
Pension expense	\$ 393,964	\$ 1,299,748	\$ 1,693,712

At June 30, 2016, the District reported deferred outflows of resources and deferred inflows of resources related to pensions from the following sources:

	<u>SERS</u>	<u>STRS</u>	<u>Total</u>
Deferred outflows of resources			
Differences between expected and actual experience	\$ 94,784	\$ 1,266,943	\$ 1,361,727
Changes in proportionate share	55,339	481,070	536,409
District contributions subsequent to the measurement date	<u>458,138</u>	<u>1,574,970</u>	<u>2,033,108</u>
Total deferred outflows of resources	<u>\$ 608,261</u>	<u>\$ 3,322,983</u>	<u>\$ 3,931,244</u>
Deferred inflows of resources			
Net difference between projected and actual earnings on pension plan investments	<u>\$ 186,879</u>	<u>\$ 1,933,577</u>	<u>\$ 2,120,456</u>
Total deferred inflows of resources	<u>\$ 186,879</u>	<u>\$ 1,933,577</u>	<u>\$ 2,120,456</u>

\$2,033,108 reported as deferred outflows of resources related to pension resulting from District contributions subsequent to the measurement date will be recognized as a reduction of the net pension liability in the year ending June 30, 2017. Other amounts reported as deferred outflows of resources and deferred inflows of resources related to pension will be recognized in pension expense as follows:

	<u>SERS</u>	<u>STRS</u>	<u>Total</u>
Fiscal Year Ending June 30:			
2017	\$ (50,719)	\$ (309,666)	\$ (360,385)
2018	(50,719)	(309,666)	(360,385)
2019	(50,719)	(309,664)	(360,383)
2020	<u>115,401</u>	<u>743,432</u>	<u>858,833</u>
Total	<u>\$ (36,756)</u>	<u>\$ (185,564)</u>	<u>\$ (222,320)</u>

**PERKINS LOCAL SCHOOL DISTRICT
ERIE COUNTY, OHIO**

NOTES TO THE BASIC FINANCIAL STATEMENTS
FOR THE FISCAL YEAR ENDED JUNE 30, 2016

NOTE 13 - DEFINED BENEFIT PENSION PLANS - (Continued)

Actuarial Assumptions - SERS

SERS' total pension liability was determined by their actuaries in accordance with GASB Statement No. 67, as part of their annual actuarial valuation for each defined benefit retirement plan. Actuarial valuations of an ongoing plan involve estimates of the value of reported amounts (e.g., salaries, credited service) and assumptions about the probability of occurrence of events far into the future (e.g., mortality, disabilities, retirements, employment termination). Actuarially determined amounts are subject to continual review and potential modifications, as actual results are compared with past expectations and new estimates are made about the future.

Projections of benefits for financial reporting purposes are based on the substantive plan (the plan as understood by the employers and plan members) and include the types of benefits provided at the time of each valuation and the historical pattern of sharing benefit costs between the employers and plan members to that point. The projection of benefits for financial reporting purposes does not explicitly incorporate the potential effects of legal or contractual funding limitations.

Actuarial calculations reflect a long-term perspective. For a newly hired employee, actuarial calculations will take into account the employee's entire career with the employer and also take into consideration the benefits, if any, paid to the employee after termination of employment until the death of the employee and any applicable contingent annuitant. In many cases actuarial calculations reflect several decades of service with the employer and the payment of benefits after termination.

Key methods and assumptions used in calculating the total pension liability in the latest actuarial valuation, prepared as of June 30, 2015, are presented below:

Wage Inflation	3.25 percent
Future Salary Increases, including inflation	4.00 percent to 22.00 percent
COLA or Ad Hoc COLA	3 percent
Investment Rate of Return	7.75 percent net of investments expense, including inflation
Actuarial Cost Method	Entry Age Normal

For post-retirement mortality, the table used in evaluating allowances to be paid is the 1994 Group Annuity Mortality Table set back one year for both men and women. Special mortality tables are used for the period after disability retirement.

The most recent experience study was completed June 30, 2010.

The long-term return expectation for the Pension Plan Investments has been determined using a building-block approach and assumes a time horizon, as defined in SERS' *Statement of Investment Policy*. A forecasted rate of inflation serves as the baseline for the return expectation. Various real return premiums over the baseline inflation rate have been established for each asset class. The long-term expected nominal rate of return has been determined by calculating a weighted averaged of the expected real return premiums for each asset class, adding the projected inflation rate, and adding the expected return from rebalancing uncorrelated asset classes. The target allocation and best estimates of arithmetic real rates of return for each major assets class are summarized in the following table:

**PERKINS LOCAL SCHOOL DISTRICT
ERIE COUNTY, OHIO**

NOTES TO THE BASIC FINANCIAL STATEMENTS
FOR THE FISCAL YEAR ENDED JUNE 30, 2016

NOTE 13 - DEFINED BENEFIT PENSION PLANS - (Continued)

Asset Class	Target Allocation	Long-Term Expected Real Rate of Return
Cash	1.00 %	0.00 %
US Stocks	22.50	5.00
Non-US Stocks	22.50	5.50
Fixed Income	19.00	1.50
Private Equity	10.00	10.00
Real Assets	10.00	5.00
Multi-Asset Strategies	15.00	7.50
Total	100.00 %	

Discount Rate - The total pension liability was calculated using the discount rate of 7.75 percent. The projection of cash flows used to determine the discount rate assumed the contributions from employers and from the members would be computed based on contribution requirements as stipulated by State statute. Projected inflows from investment earning were calculated using the long-term assumed investment rate of return (7.75 percent). Based on those assumptions, the plan's fiduciary net position was projected to be available to make all future benefit payments of current plan members. Therefore, the long-term expected rate of return on pension plan investments was applied to all periods of projected benefits to determine the total pension liability.

Sensitivity of the District's Proportionate Share of the Net Pension Liability to Changes in the Discount Rate - Net pension liability is sensitive to changes in the discount rate, and to illustrate the potential impact the following table presents the net pension liability calculated using the discount rate of 7.75 percent, as well as what each plan's net pension liability would be if it were calculated using a discount rate that is one percentage point lower (6.75 percent), or one percentage point higher (8.75 percent) than the current rate.

	1% Decrease (6.75%)	Current Discount Rate (7.75%)	1% Increase (8.75%)
District's proportionate share of the net pension liability	\$ 8,192,940	\$ 5,908,481	\$ 3,984,778

Actuarial Assumptions - STRS

The total pension liability in the June 30, 2015, actuarial valuation was determined using the following actuarial assumptions, applied to all periods included in the measurement:

Inflation	2.75 percent
Projected salary increases	2.75 percent at age 70 to 12.25 percent at age 20
Investment Rate of Return	7.75 percent, net of investment expenses
Cost-of-Living Adjustments (COLA)	2 percent simple applied as follows: for members retiring before August 1, 2013, 2 percent per year; for members retiring August 1, 2013, or later, 2 percent COLA paid on fifth anniversary of retirement date.

**PERKINS LOCAL SCHOOL DISTRICT
ERIE COUNTY, OHIO**

NOTES TO THE BASIC FINANCIAL STATEMENTS
FOR THE FISCAL YEAR ENDED JUNE 30, 2016

NOTE 13 - DEFINED BENEFIT PENSION PLANS - (Continued)

Mortality rates were based on the RP-2000 Combined Mortality Table (Projection 2022—Scale AA) for Males and Females. Males’ ages are set-back two years through age 89 and no set-back for age 90 and above. Females younger than age 80 are set back four years, one year set back from age 80 through 89 and not set back from age 90 and above.

Actuarial assumptions used in the June 30, 2015, valuation are based on the results of an actuarial experience study, effective July 1, 2012.

The 10 year expected real rate of return on pension plan investments was determined by STRS’ investment consultant by developing best estimates of expected future real rates of return for each major asset class. The target allocation and best estimates of geometric real rates of return for each major asset class are summarized as follows:

<u>Asset Class</u>	<u>Target Allocation</u>	<u>Long-Term Expected Real Rate of Return</u>
Domestic Equity	31.00 %	8.00 %
International Equity	26.00	7.85
Alternatives	14.00	8.00
Fixed Income	18.00	3.75
Real Estate	10.00	6.75
Liquidity Reserves	<u>1.00</u>	3.00
Total	<u>100.00 %</u>	

Discount Rate - The discount rate used to measure the total pension liability was 7.75 percent as of June 30, 2015. The projection of cash flows used to determine the discount rate assumes member and employer contributions will be made at the statutory contribution rates in accordance with rate increases described above. For this purpose, only employer contributions that are intended to fund benefits of current plan members and their beneficiaries are included. Projected employer contributions that are intended to fund the service costs of future plan members and their beneficiaries, as well as projected contributions from future plan members, are not included. Based on those assumptions, STRS’ fiduciary net position was projected to be available to make all projected future benefit payments to current plan members as of June 30, 2015. Therefore, the long-term expected rate of return on pension plan investments of 7.75 percent was applied to all periods of projected benefit payment to determine the total pension liability as of June 30, 2015.

Sensitivity of the District's Proportionate Share of the Net Pension Liability to Changes in the Discount Rate - The following table presents the District's proportionate share of the net pension liability calculated using the current period discount rate assumption of 7.75 percent, as well as what the District's proportionate share of the net pension liability would be if it were calculated using a discount rate that is one-percentage-point lower (6.75 percent) or one-percentage-point higher (8.75 percent) than the current rate:

	<u>1% Decrease (6.75%)</u>	<u>Current Discount Rate (7.75%)</u>	<u>1% Increase (8.75%)</u>
District's proportionate share of the net pension liability	\$ 38,717,103	\$ 27,872,571	\$ 18,701,901

**PERKINS LOCAL SCHOOL DISTRICT
ERIE COUNTY, OHIO**

NOTES TO THE BASIC FINANCIAL STATEMENTS
FOR THE FISCAL YEAR ENDED JUNE 30, 2016

NOTE 14 - POSTEMPLOYMENT BENEFITS

A. School Employees Retirement System

Health Care Plan Description - The District contributes to the SERS Health Care Fund, administered by SERS for non-certificated retirees and their beneficiaries. For GASB 45 purposes, this plan is considered a cost-sharing, multiple-employer, defined benefit other postemployment benefit (OPEB) plan. The Health Care Plan includes hospitalization and physicians' fees through several types of plans including HMO's, PPO's, Medicare Advantage, and traditional indemnity plans as well as a prescription drug program. The financial report of the Plan is included in the SERS Comprehensive Annual Financial Report which can be obtained on SERS' website at www.ohsers.org under Employers/Audit Resources.

Access to health care for retirees and beneficiaries is permitted in accordance with Section 3309 of the Ohio Revised Code. The Health Care Fund was established and is administered in accordance with Internal Revenue Code Section 105(e). SERS' Retirement Board reserves the right to change or discontinue any health plan or program. Health care is financed through a combination of employer contributions and retiree premiums, copays and deductibles on covered health care expenses, investment returns, and any funds received as a result of SERS' participation in Medicare programs. Active employee members do not contribute to the Health Care Plan. Retirees and their beneficiaries are required to pay a health care premium that varies depending on the plan selected, number of qualified years of service, Medicare eligibility and retirement status.

Funding Policy - State statute permits SERS to fund the health care benefits through employer contributions. Each year, after the allocation for statutorily required basic benefits, the Retirement Board allocates the remainder of the employer contribution of 14 percent of covered payroll to the Health Care Fund. For fiscal year 2016, none of the employer contribution was allocated to health care. In addition, employers pay a surcharge for employees earning less than an actuarially determined minimum compensation amount, pro-rated according to service credit earned. For fiscal year 2016, this amount was \$23,000. Statutes provide that no employer shall pay a health care surcharge greater than 2 percent of that employer's SERS-covered payroll; nor may SERS collect in aggregate more than 1.5 percent of the total statewide SERS-covered payroll for the health care surcharge. For fiscal year 2016, the District's surcharge obligation was \$52,239.

The District's contributions for health care for the fiscal years ended June 30, 2016, 2015, and 2014 were \$52,239, \$79,607, and \$58,585, respectively. The full amount has been contributed for fiscal years 2016, 2015 and 2014.

B. State Teachers Retirement System

Plan Description - The District participates in the cost-sharing multiple-employer defined benefit Health Plan administered by the State Teachers Retirement System of Ohio (STRS) for eligible retirees who participated in the defined benefit or combined pension plans offered by STRS. Ohio law authorizes STRS to offer this plan. Benefits include hospitalization, physicians' fees, prescription drugs and reimbursement of monthly Medicare Part B premiums. The Plan is included in the report of STRS which can be obtained by visiting www.strsoh.org or by calling (888) 227-7877.

Funding Policy - Ohio Revised Code Chapter 3307 authorizes STRS to offer the Plan and gives the Retirement Board authority over how much, if any, of the health care costs will be absorbed by STRS. Active employee members do not contribute to the Health Care Plan. All benefit recipients, for the most recent year, pay a monthly premium. Under Ohio law, funding for post-employment health care may be deducted from employer contributions. For fiscal years 2016 and 2015, STRS did not allocate any employer contributions to post-employment health care. The District's contributions for health care for the fiscal years ended June 30, 2016, 2015, and 2014 were \$0, \$0, and \$105,236, respectively. The full amount has been contributed for fiscal years 2016, 2015 and 2014.

**PERKINS LOCAL SCHOOL DISTRICT
ERIE COUNTY, OHIO**

NOTES TO THE BASIC FINANCIAL STATEMENTS
FOR THE FISCAL YEAR ENDED JUNE 30, 2016

NOTE 15 - BUDGETARY BASIS OF ACCOUNTING

While reporting financial position, results of operations, and changes in fund balance on the basis of accounting principles generally accepted in the United States of America (GAAP), the budgetary basis as provided by law is based upon accounting for certain transactions on a basis of cash receipts and disbursements.

The statement of revenue, expenditures and changes in fund balance - budget and actual (non-GAAP budgetary basis) presented for the general fund is presented on the budgetary basis to provide a meaningful comparison of actual results with the budget. The major differences between the budget basis and the GAAP basis are that:

- (a) Revenues and other financing sources are recorded when received in cash (budget basis) as opposed to when susceptible to accrual (GAAP basis);
- (b) Expenditures and other financing uses are recorded when paid in cash (budget basis) as opposed to when the liability is incurred (GAAP basis);
- (c) In order to determine compliance with Ohio law, and to reserve that portion of the applicable appropriation, total outstanding encumbrances (budget basis) are recorded as the equivalent of an expenditure, as opposed to assigned or committed fund balance for that portion of outstanding encumbrances not already recognized as an account payable (GAAP basis);
- (d) Advances-in and advances-out are operating transactions (budget basis) as opposed to balance sheet transactions (GAAP basis); and,
- (e) Some funds are included in the general fund (GAAP basis), but have separate legally adopted budgets (budget basis).

The adjustments necessary to convert the results of operations for the year on the budget basis to the GAAP basis for the general fund is as follows:

Net Change in Fund Balance

	<u>General fund</u>
Budget basis	\$ (963,935)
Net adjustment for revenue accruals	692,518
Net adjustment for expenditure accruals	620,100
Net adjustment for other sources/uses	3,695
Funds budgeted elsewhere	(1,442)
Adjustment for encumbrances	456,904
GAAP basis	<u>\$ 807,840</u>

Certain funds that are legally budgeted in separate special revenue funds are considered part of the general fund on a GAAP basis. This includes the special trust fund, the public school support fund and the other grants fund.

**PERKINS LOCAL SCHOOL DISTRICT
ERIE COUNTY, OHIO**

**NOTES TO THE BASIC FINANCIAL STATEMENTS
FOR THE FISCAL YEAR ENDED JUNE 30, 2016**

NOTE 16 - CONTINGENCIES

A. Grants

The District receives significant financial assistance from numerous federal, State and local agencies in the form of grants. The disbursement of funds received under these programs generally requires compliance with terms and conditions specified in the grant agreements and are subject to audit by the grantor agencies. Any disallowed claims resulting from such audits could become a liability of the District. However, in the opinion of management, any such disallowed claims will not have a material effect on the financial position of the District.

B. Litigation

The District is a party to several legal proceedings. The District's management is of the opinion that ultimate disposition of these proceedings will not have a material effect, if any, on the financial condition of the District.

C. Foundation Funding

District Foundation funding is based on the annualized full-time equivalent (FTE) enrollment of each student. Effective for the 2015-2016 school year, traditional Districts must comply with minimum hours of instruction, instead of a minimum number of school days each year. The funding formula the Ohio Department of Education (ODE) is legislatively required to follow will continue to adjust as enrollment information is updated by the District, which can extend past the fiscal year-end. As of the date of this report, ODE has not finalized the impact of enrollment adjustments to the June 30, 2016 Foundation funding for the District; therefore, the financial statement impact is not determinable at this time. ODE and management believe this will result in either a receivable to or liability of the District.

NOTE 17 - SET-ASIDES

The District is required by State law to annually set-aside certain general fund revenue amounts, as defined by statutory formula, for the acquisition and construction of capital improvements. Amounts not spent by the end of the fiscal year or offset by similarly restricted resources received during the year must be held in cash at fiscal year-end. This amount must be carried forward to be used for the same purpose in future years. Expenditures exceeding the set-aside requirement may not be carried forward to the next fiscal year.

The following cash-basis information describes the change in the fiscal year-end set-aside amount for capital improvements. Disclosure of this information is required by State statute.

**PERKINS LOCAL SCHOOL DISTRICT
ERIE COUNTY, OHIO**

NOTES TO THE BASIC FINANCIAL STATEMENTS
FOR THE FISCAL YEAR ENDED JUNE 30, 2016

NOTE 17 - SET-ASIDES - (Continued)

	<u>Capital Improvements</u>
Set-aside balance June 30, 2015	\$ -
Current year set-aside requirement	391,919
Contributions in excess of the current fiscal year set-aside requirement	-
Current year qualifying expenditures	-
Excess qualified expenditures from prior years	-
Current year offsets	(2,110,328)
Waiver granted by ODE	-
Prior year offset from bond proceeds	-
Total	<u>\$ (1,718,409)</u>
Balance carried forward to fiscal year 2017	<u>\$ -</u>
Set-aside balance June 30, 2016	<u><u>\$ -</u></u>

NOTE 18 - DONOR RESTRICTED ENDOWMENTS

The District's private-purpose trust funds consist of donor restricted endowments and realized and unrealized appreciation on investments. Endowments, in the amount of \$81,170, represent the principal portion. The amount of net appreciation in donor restricted investments that is available for expenditures by the District is \$709 and is reflected as held in trust for scholarships. State law permits the District to appropriate, for purposes consistent with the endowment's intent, net appreciation, realized and unrealized, unless the endowment terms specify otherwise. The endowment indicates that the interest should be used to provide scholarships each year.

NOTE 19 - OTHER COMMITMENTS

The District utilizes encumbrance accounting as part of its budgetary controls. Encumbrances outstanding at year end may be reported as part of restricted, committed, or assigned classifications of fund balance. At year end, the District's commitments for encumbrances in the governmental funds were as follows:

<u>Fund</u>	<u>Year-End Encumbrances</u>
General	\$ 437,046
Permanent improvement	52,807
Other governmental	<u>82,415</u>
Total	<u><u>\$ 572,268</u></u>

**PERKINS LOCAL SCHOOL DISTRICT
ERIE COUNTY, OHIO**

NOTES TO THE BASIC FINANCIAL STATEMENTS
FOR THE FISCAL YEAR ENDED JUNE 30, 2016

NOTE 20 - IMPAIRMENT OF CAPITAL ASSETS

The District has incurred architectural and other planning costs associated with building a new middle school and high school that have been recorded as construction in progress. It has been determined that these assets have been temporarily impaired under GASB Statement No. 42, "Accounting and Financial Reporting for Impairment of Capital Assets and Insurance Recoveries" due to lack of funding to begin construction on the buildings. The carrying amount of the construction in progress at June 30, 2016 was \$2,247,977. The District will re-evaluate whether these assets are permanently impaired and, thus, reported as an impairment loss, if future funding requests are voted down by District residents.

NOTE 21 - SUBSEQUENT EVENT

During the October 12, 2016 Board Meeting it was noted that the District was declared in Fiscal Caution by the Ohio Department of Education (ODE). The District is developing a financial plan to submit to ODE to correct the conditions that led to the Fiscal Caution.

REQUIRED SUPPLEMENTARY INFORMATION

**PERKINS LOCAL SCHOOL DISTRICT
ERIE COUNTY, OHIO**

SCHEDULES OF REQUIRED SUPPLEMENTARY INFORMATION

SCHEDULE OF THE DISTRICT'S PROPORTIONATE SHARE OF
THE NET PENSION LIABILITY
SCHOOL EMPLOYEES RETIREMENT SYSTEM (SERS) OF OHIO

LAST THREE FISCAL YEARS

	<u>2015</u>	<u>2014</u>	<u>2013</u>
District's proportion of the net pension liability	0.10354680%	0.10210400%	0.10210400%
District's proportionate share of the net pension liability	\$ 5,908,481	\$ 5,167,425	\$ 6,071,797
District's covered-employee payroll	\$ 3,117,299	\$ 2,966,941	\$ 3,162,384
District's proportionate share of the net pension liability as a percentage of its covered-employee payroll	189.54%	174.17%	192.00%
Plan fiduciary net position as a percentage of the total pension liability	69.16%	71.70%	65.52%

Note: Information prior to fiscal year 2013 was unavailable.

Amounts presented as of the District's measurement date which is the prior fiscal year.

**PERKINS LOCAL SCHOOL DISTRICT
ERIE COUNTY, OHIO**

SCHEDULES OF REQUIRED SUPPLEMENTARY INFORMATION

SCHEDULE OF THE DISTRICT'S PROPORTIONATE SHARE OF
THE NET PENSION LIABILITY
STATE TEACHERS RETIREMENT SYSTEM (STRS) OF OHIO

LAST THREE FISCAL YEARS

	<u>2015</u>	<u>2014</u>	<u>2013</u>
District's proportion of the net pension liability	0.10085210%	0.09874873%	0.09874873%
District's proportionate share of the net pension liability	\$ 27,872,571	\$ 24,019,109	\$ 28,611,405
District's covered-employee payroll	\$ 10,522,229	\$ 10,089,392	\$ 11,370,946
District's proportionate share of the net pension liability as a percentage of its covered-employee payroll	264.89%	238.06%	251.62%
Plan fiduciary net position as a percentage of the total pension liability	72.10%	74.70%	69.30%

Note: Information prior to fiscal year 2013 was unavailable.

Amounts presented as of the District's measurement date which is the prior fiscal year.

**PERKINS LOCAL SCHOOL DISTRICT
ERIE COUNTY, OHIO**

SCHEDULES OF REQUIRED SUPPLEMENTARY INFORMATION

SCHEDULE OF DISTRICT CONTRIBUTIONS
SCHOOL EMPLOYEES RETIREMENT SYSTEM (SERS) OF OHIO

LAST TEN FISCAL YEARS

	<u>2016</u>	<u>2015</u>	<u>2014</u>	<u>2013</u>
Contractually required contribution	\$ 458,138	\$ 410,860	\$ 411,218	\$ 437,674
Contributions in relation to the contractually required contribution	<u>(458,138)</u>	<u>(410,860)</u>	<u>(411,218)</u>	<u>(437,674)</u>
Contribution deficiency (excess)	<u>\$ -</u>	<u>\$ -</u>	<u>\$ -</u>	<u>\$ -</u>
District's covered-employee payroll	\$ 3,272,414	\$ 3,117,299	\$ 2,966,941	\$ 3,162,384
Contributions as a percentage of covered-employee payroll	14.00%	13.18%	13.86%	13.84%

<u>2012</u>	<u>2011</u>	<u>2010</u>	<u>2009</u>	<u>2008</u>	<u>2007</u>
\$ 441,750	\$ 380,424	\$ 395,974	\$ 276,242	\$ 277,261	\$ 290,222
<u>(441,750)</u>	<u>(380,424)</u>	<u>(395,974)</u>	<u>(276,242)</u>	<u>(277,261)</u>	<u>(290,222)</u>
<u>\$ -</u>	<u>\$ -</u>	<u>\$ -</u>	<u>\$ -</u>	<u>\$ -</u>	<u>\$ -</u>
\$ 3,284,387	\$ 3,026,444	\$ 2,924,476	\$ 2,807,337	\$ 2,823,432	\$ 2,717,434
13.45%	12.57%	13.54%	9.84%	9.82%	10.68%

**PERKINS LOCAL SCHOOL DISTRICT
ERIE COUNTY, OHIO**

SCHEDULES OF REQUIRED SUPPLEMENTARY INFORMATION

SCHEDULE OF DISTRICT CONTRIBUTIONS
STATE TEACHERS RETIREMENT SYSTEM (STRS) OF OHIO

LAST TEN FISCAL YEARS

	<u>2016</u>	<u>2015</u>	<u>2014</u>	<u>2013</u>
Contractually required contribution	\$ 1,574,970	\$ 1,473,112	\$ 1,311,621	\$ 1,478,223
Contributions in relation to the contractually required contribution	<u>(1,574,970)</u>	<u>(1,473,112)</u>	<u>(1,311,621)</u>	<u>(1,478,223)</u>
Contribution deficiency (excess)	<u>\$ -</u>	<u>\$ -</u>	<u>\$ -</u>	<u>\$ -</u>
District's covered-employee payroll	\$ 11,249,786	\$ 10,522,229	\$ 10,089,392	\$ 11,370,946
Contributions as a percentage of covered-employee payroll	14.00%	14.00%	13.00%	13.00%

<u>2012</u>	<u>2011</u>	<u>2010</u>	<u>2009</u>	<u>2008</u>	<u>2007</u>
\$ 1,509,312	\$ 1,438,635	\$ 1,383,881	\$ 1,291,448	\$ 1,214,277	\$ 1,154,915
<u>(1,509,312)</u>	<u>(1,438,635)</u>	<u>(1,383,881)</u>	<u>(1,291,448)</u>	<u>(1,214,277)</u>	<u>(1,154,915)</u>
<u>\$ -</u>	<u>\$ -</u>	<u>\$ -</u>	<u>\$ -</u>	<u>\$ -</u>	<u>\$ -</u>
\$ 11,610,092	\$ 11,066,423	\$ 10,645,238	\$ 9,934,215	\$ 9,340,592	\$ 8,883,962
13.00%	13.00%	13.00%	13.00%	13.00%	13.00%

**PERKINS LOCAL SCHOOL DISTRICT
ERIE COUNTY, OHIO**

NOTES TO REQUIRED SUPPLEMENTARY INFORMATION
FOR THE FISCAL YEAR ENDED JUNE 30, 2016

SCHOOL EMPLOYEES RETIREMENT SYSTEM (SERS) OF OHIO

Information about factors that significantly affect trends in the amounts reported in the schedules should be presented as notes to the schedule.

Changes in benefit terms : There were no changes in benefit terms from the amounts reported for fiscal years 2014 - 2016.

Changes in assumptions : There were no changes in methods and assumptions used in the calculation of actuarial determined contributions for fiscal years 2014 - 2016. See the notes to the basic financial statements for the methods and assumptions in this calculation.

STATE TEACHERS RETIREMENT SYSTEM (STRS) OF OHIO

Changes in benefit terms : There were no changes in benefit terms from the amounts reported for fiscal years 2014 - 2016.

Changes in assumptions : There were no changes in methods and assumptions used in the calculation of actuarial determined contributions for fiscal years 2014 - 2016. See the notes to the basic financial statements for the methods and assumptions in this calculation.

SUPPLEMENTARY INFORMATION

**PERKINS LOCAL SCHOOL DISTRICT
SCHEDULE OF EXPENDITURES OF FEDERAL AWARDS
FOR THE FISCAL YEAR ENDED JUNE 30, 2016**

FEDERAL GRANTOR/ SUB GRANTOR/ PROGRAM TITLE	CFDA NUMBER	(A) PASS-THROUGH GRANT NUMBER	(B) CASH FEDERAL DISBURSEMENTS
U.S. DEPARTMENT OF AGRICULTURE PASSED THROUGH THE OHIO DEPARTMENT OF EDUCATION			
Child Nutrition Grant Cluster:			
(D) (F) School Breakfast Program	10.553	2016	\$ 53,612
Total School Breakfast Program			<u>53,612</u>
(D) (F) National School Lunch Program	10.555	2016	326,653
(C) (D) National School Lunch Program / Food Donation	10.555	2016	64,276
Total National School Lunch Program			<u>390,929</u>
Total U.S. Department of Agricultural and Child Nutrition Grant Cluster			<u>444,541</u>
U.S. DEPARTMENT OF EDUCATION PASSED THROUGH THE OHIO DEPARTMENT OF EDUCATION			
Title I Grants to Local Educational Agencies	84.010	2016	199,634
Title I Grants to Local Educational Agencies	84.010	2015	12,178
Total Title I Grants to Local Educational Agencies			<u>211,812</u>
Special Education Grant Cluster:			
(E) Special Education_Grants to States	84.027	2016	424,717
(E) Special Education_Grants to States	84.027	2015	108,769
Total Special Education_Grants to States			<u>533,486</u>
(E) Special Education_Preschool Grants	84.173	2015	11,046
Total Special Education Grant Cluster			<u>544,532</u>
Improving Teacher Quality State Grants	84.367	2016	54,268
Improving Teacher Quality State Grants	84.367	2015	12,591
Total Improving Teacher Quality State Grants			<u>66,859</u>
Total U.S. Department of Education			<u>823,203</u>
Total Federal Financial Assistance			<u>\$ 1,267,744</u>

NOTES TO THE SCHEDULE OF EXPENDITURES OF FEDERAL AWARDS:

- (A) OAKS did not assign pass-through number for fiscal year 2016.
- (B) This schedule includes the federal award activity of the Perkins Local School District under programs of the federal government for the fiscal year ended June 30, 2016 and is prepared in accordance with the cash basis of accounting. The information on this schedule is prepared in accordance with the requirements of Title 2 U.S. Code of Federal Regulations Part 200, *Uniform Administrative Requirements, Cost Principles, and Audit Requirements for Federal Awards* (Uniform Guidance). Because the schedule presents only a selected portion of the operations of the Perkins Local School District, it is not intended to and does not present the financial position, changes in net position, or cash flows of the Perkins Local School District.
- (C) The Food Donation Program is a non-cash, in kind, federal grant. Commodities are valued at the entitlement value.
- (D) Included as part of the "Child Nutrition Grant Cluster" in determining major programs.
- (E) Included as part of the "Special Education Grant Cluster" in determining major programs.
- (F) Commingled with state and local revenue from sales of lunches; assumed expenditures were made on a first in, first out basis.
- (G) CFR 200.414 allows a non-federal entity that has never received a negotiated indirect cost rate to charge a de minimis rate of 10% of modified total direct costs to indirect costs. The District has not elected to use the 10% de minimis indirect cost rate.



Julian & Grube, Inc.
Serving Ohio Local Governments

333 County Line Rd. West, Westerville, OH 43082 Phone: 614.846.1899 Fax: 614.846.2799

**Independent Auditor's Report on Internal Control Over Financial Reporting and
On Compliance and Other Matters Required by *Government Accounting Standards***

Perkins Local School District
Erie County
3714 Campbell Street, Suite B
Sandusky, Ohio 44870

To the Board of Education:

We have audited, in accordance with auditing standards generally accepted in the United States and the Comptroller General of the United States' *Government Auditing Standards*, the financial statements of the governmental activities, each major fund, and the aggregate remaining fund information of the Perkins Local School District, Erie County, Ohio, as of and for the fiscal year ended June 30, 2016, and the related notes to the financial statements, which collectively comprise the Perkins Local School District's basic financial statements and have issued our report thereon dated December 20, 2016. As disclosed in Note 21, the District was declared in Fiscal Caution by the Ohio Department of Education (ODE).

Internal Control Over Financial Reporting

As part of our financial statement audit, we considered the Perkins Local School District's internal control over financial reporting (internal control) to determine the audit procedures appropriate in the circumstances to the extent necessary to support our opinions on the financial statements, but not to the extent necessary to opine on the effectiveness of the Perkins Local School District's internal control. Accordingly, we have not opined on it.

A *deficiency in internal control* exists when the design or operation of a control does not allow management or employees, when performing their assigned functions, to prevent, or detect and timely correct misstatements. A *material weakness* is a deficiency, or combination of internal control deficiencies resulting in a reasonable possibility that internal control will not prevent or detect and timely correct a material misstatement of the Perkins Local School District's financial statements. A *significant deficiency* is a deficiency, or a combination of deficiencies, in internal control that is less severe than a material weakness, yet important enough to merit attention by those charged with governance.

Our consideration of internal control was for the limited purpose described in the first paragraph of this section and was not designed to identify all internal control deficiencies that might be material weaknesses or significant deficiencies. Given these limitations, we did not identify any deficiencies in internal control that we consider material weaknesses. However, unidentified material weaknesses may exist.

Board of Education
Perkins Local School District

Compliance and Other Matters

As part of reasonably assuring whether the Perkins Local School District's financial statements are free of material misstatement, we tested its compliance with certain provisions of laws, regulations, contracts, and grant agreements, noncompliance with which could directly and materially affect the determination of financial statement amounts. However, opining on compliance with those provisions was not an objective of our audit and accordingly, we do not express an opinion. The results of our tests disclosed no instances of noncompliance or other matters we must report under *Government Auditing Standards*.

Purpose of this Report

This report only describes the scope of our internal control and compliance testing and our testing results, and does not opine on the effectiveness of the Perkins Local School District's internal control or on compliance. This report is an integral part of an audit performed under *Government Auditing Standards* in considering the Perkins Local School District's internal control and compliance. Accordingly, this communication is not suitable for any other purpose.

A handwritten signature in cursive script that reads "Julian & Grube, Inc.".

Julian & Grube, Inc.
December 20, 2016



Julian & Grube, Inc.
Serving Ohio Local Governments

333 County Line Rd. West, Westerville, OH 43082 Phone: 614.846.1899 Fax: 614.846.2799

**Independent Auditor's Report on Compliance With Requirements Applicable to The
Major Federal Program and on Internal Control Over Compliance
Required by the Uniform Guidance**

Perkins Local School District
Erie County
3714 Campbell Street, Suite B
Sandusky, Ohio 44870

To the Board of Education:

Report on Compliance for the Major Federal Program

We have audited the Perkins Local School District's compliance with the applicable requirements described in the U.S. Office of Management and Budget (OMB) *Compliance Supplement* that could directly and materially affect the Perkins Local School District's major federal program for the fiscal year ended June 30, 2016. The *Summary of Auditor's Results* in the accompanying schedule of findings identifies the Perkins Local School District's major federal program.

Management's Responsibility

The Perkins Local School District's Management is responsible for complying with federal statutes, regulations, and the terms and conditions of its federal awards applicable to its federal programs.

Auditor's Responsibility

Our responsibility is to opine on the Perkins Local School District's compliance for the Perkins Local School District's major federal program based on our audit of the applicable compliance requirements referred to above. Our compliance audit followed auditing standards generally accepted in the United States of America; the standards for financial audits included in the Comptroller General of the United States' *Government Auditing Standards*; and the audit requirements of Title 2 U.S. *Code of Federal Regulations* Part 200, *Uniform Administrative Requirements, Cost Principles, and Audit Requirements for Federal Awards* (Uniform Guidance). These standards and the Uniform Guidance require us to plan and perform the audit to reasonably assure whether noncompliance with the applicable compliance requirements referred to above that could directly and materially affect a major federal program occurred. An audit includes examining, on a test basis, evidence about the Perkins Local School District's compliance with those requirements and performing such other procedures as we considered necessary in the circumstances.

We believe our audit provides a reasonable basis for our compliance opinion on the Perkins Local School District's major program. However, our audit does not provide a legal determination of the Perkins Local School District's compliance.

Board of Education
Perkins Local School District

Opinion on the Major Federal Program

In our opinion, the Perkins Local School District complied, in all material respects with the compliance requirements referred to above that could directly and materially affect its major federal program for the fiscal year ended June 30, 2016.

Report on Internal Control Over Compliance

The Perkins Local School District's management is responsible for establishing and maintaining effective internal control over compliance with the applicable compliance requirements referred to above. In planning and performing our compliance audit, we considered the Perkins Local School District's internal control over compliance with the applicable requirements that could directly and materially affect a major federal program, to determine our auditing procedures appropriate for opining on each major federal program's compliance and to test and report on internal control over compliance in accordance with the Uniform Guidance, but not to the extent needed to opine on the effectiveness of internal control over compliance. Accordingly, we have not opined on the effectiveness of the Perkins Local School District's internal control over compliance.

A *deficiency in internal control over compliance* exists when the design or operation of a control over compliance does not allow management or employees, when performing their assigned functions, to prevent, or to timely detect and correct, noncompliance with a federal program's applicable compliance requirement. A *material weakness in internal control over compliance* is a deficiency, or combination of deficiencies, in internal control over compliance, such that there is a reasonable possibility that material noncompliance with a federal program compliance requirement will not be prevented, or timely detected and corrected. A *significant deficiency in internal control over compliance* is a deficiency, or a combination of deficiencies, in internal control over compliance with federal program's applicable compliance requirement that is less severe than a material weakness in internal control over compliance, yet important enough to merit attention by those charged with governance.

Our consideration of internal control over compliance was for the limited purpose described in the first paragraph of this section and would not necessarily identify all deficiencies in internal control over compliance that might be material weaknesses or significant deficiencies. We did not identify any deficiencies in internal control over compliance that we consider to be material weaknesses. However, material weaknesses may exist that have not been identified.

This report only describes the scope of our internal control over compliance tests and the results of this testing based on Uniform Guidance requirements. Accordingly, this report is not suitable for any other purpose.



Julian & Grube, Inc.
December 20, 2016

**PERKINS LOCAL SCHOOL DISTRICT
ERIE COUNTY, OHIO**

**SCHEDULE OF FINDINGS
2 CFR § 200.515
JUNE 30, 2016**

1. SUMMARY OF AUDITOR'S RESULTS		
<i>(d)(1)(i)</i>	<i>Type of Financial Statement Opinion</i>	Unmodified
<i>(d)(1)(ii)</i>	<i>Were there any material control weaknesses reported at the financial statement level (GAGAS)?</i>	No
<i>(d)(1)(ii)</i>	<i>Were there any significant deficiencies in internal control reported at the financial statement level (GAGAS)?</i>	No
<i>(d)(1)(iii)</i>	<i>Was there any reported material noncompliance at the financial statement level (GAGAS)?</i>	No
<i>(d)(1)(iv)</i>	<i>Were there any material internal control weaknesses reported for major federal programs?</i>	No
<i>(d)(1)(iv)</i>	<i>Were there any significant deficiencies in internal control reported for major federal programs?</i>	No
<i>(d)(1)(v)</i>	<i>Type of Major Program's Compliance Opinion</i>	Unmodified
<i>(d)(1)(vi)</i>	<i>Are there any reportable findings under 2 CFR §200.516(a)?</i>	No
<i>(d)(1)(vii)</i>	<i>Major Program (listed):</i>	Special Education Grant Cluster
<i>(d)(1)(viii)</i>	<i>Dollar Threshold: Type A/B Programs</i>	Type A: >\$750,000 Type B: all others
<i>(d)(1)(ix)</i>	<i>Low Risk Auditee under 2 CFR § 200.520?</i>	No

2. FINDINGS RELATED TO THE FINANCIAL STATEMENTS REQUIRED TO BE REPORTED IN ACCORDANCE WITH GAGAS

None

3. FINDINGS AND QUESTIONED COSTS FOR FEDERAL AWARDS
--

None

**PERKINS LOCAL SCHOOL DISTRICT
ERIE COUNTY, OHIO**

**SUMMARY SCHEDULE OF PRIOR AUDIT FINDINGS
2 CFR § 200.515
JUNE 30, 2016**

<u>Finding Number</u>	<u>Finding Summary</u>	<u>Fully Corrected?</u>	Not Corrected, Partially Corrected; Significantly Different Corrective Action Taken; or Finding No Longer Valid; <i>Explain:</i>
2015-001	<u>Material Weakness - Financial Statement Presentation-</u> During and for the fiscal year ended June 30, 2015, the District's bank reconciliations were not timely, accurately or properly completed.	Yes	N/A
2015-002	<u>Noncompliance - Significant Deficiency – Pension Withholding-</u> Internal Revenue Code (IRC) Chapter 26 Section 3405 states the requirements for withholding on pensions and annuities. The District identified it did not properly withhold for both the State Teachers Retirement System (STRS) and the Public School Employees Retirement System (SERS) and remit for certain employees.	Yes	N/A



Dave Yost • Auditor of State

PERKINS LOCAL SCHOOL DISTRICT

ERIE COUNTY

CLERK'S CERTIFICATION

This is a true and correct copy of the report which is required to be filed in the Office of the Auditor of State pursuant to Section 117.26, Revised Code, and which is filed in Columbus, Ohio.

Susan Babbitt

CLERK OF THE BUREAU

CERTIFIED
MARCH 16, 2017