



Dave Yost • Auditor of State



**BRECKSVILLE-BROADVIEW HEIGHTS CITY SCHOOL DISTRICT  
CUYAHOGA COUNTY**

**TABLE OF CONTENTS**

<b>TITLE</b>	<b>PAGE</b>
Independent Auditor's Report .....	1
Prepared by Management	
Management's Discussion and Analysis.....	5
Basic Financial Statements:	
Government-Wide Financial Statements:	
Statement of Net Position .....	19
Statement of Activities .....	20
Fund Financial Statements:	
Balance Sheet - Governmental Funds .....	21
Reconciliation of Total Governmental Fund Balances to Net Position of Governmental Activities .....	22
Statement of Revenues, Expenditures and Changes in Fund Balances Governmental Funds .....	23
Reconciliation of the Statement of Revenues, Expenditures and Changes in Fund Balances of Governmental Funds to the Statement of Activities .....	24
Statement of Revenues, Expenditures and Changes in Fund Balance – Budget and Actual (Non-GAAP Budgetary Basis) General Fund.....	25
Statement of Fiduciary Assets and Liabilities –Agency Fund .....	26
Notes to the Basic Financial Statements.....	27
Required Supplementary Information:	
Schedules of the District's Proportionate Share of the Net Pension Liability:	
School Employees Retirement System (SERS) of Ohio.....	68
State Teachers Retirement System (STRS) of Ohio .....	69
Schedules of District Contributions:	
School Employees Retirement System (SERS) of Ohio.....	70
State Teachers Retirement System (STRS) of Ohio .....	72

**BRECKSVILLE-BROADVIEW HEIGHTS CITY SCHOOL DISTRICT  
CUYAHOGA COUNTY**

**TABLE OF CONTENTS  
(Continued)**

<b>TITLE</b>	<b>PAGE</b>
Notes to Required Supplementary Information For the Fiscal Year Ended June 30, 2017 .....	74
Federal Awards Receipts and Expenditures Schedule.....	75
Notes to the Federal Awards Receipts and Expenditures Schedule .....	76
Independent Auditor's Report on Internal Control Over Financial Reporting and on Compliance and Other Matters Required by <i>Government Auditing Standards</i> .....	77
Independent Auditor's Report on Compliance with Requirements Applicable to the Major Federal Program and on Internal Control Over Compliance Required by the Uniform Guidance.....	79
Schedule of Findings.....	81



# Dave Yost • Auditor of State

## INDEPENDENT AUDITOR'S REPORT

Brecksville-Broadview Heights City School District  
Cuyahoga County  
6638 Mill Road  
Brecksville, Ohio 44141

To the Board of Education:

### ***Report on the Financial Statements***

We have audited the accompanying financial statements of the governmental activities, each major fund, and the aggregate remaining fund information of the Brecksville-Broadview Heights City School District, Cuyahoga County, Ohio (the District), as of and for the year ended June 30, 2017, and the related notes to the financial statements, which collectively comprise the District's basic financial statements as listed in the table of contents.

### ***Management's Responsibility for the Financial Statements***

Management is responsible for preparing and fairly presenting these financial statements in accordance with accounting principles generally accepted in the United States of America; this includes designing, implementing, and maintaining internal control relevant to preparing and fairly presenting financial statements that are free from material misstatement, whether due to fraud or error.

### ***Auditor's Responsibility***

Our responsibility is to opine on these financial statements based on our audit. We audited in accordance with auditing standards generally accepted in the United States of America and the financial audit standards in the Comptroller General of the United States' *Government Auditing Standards*. Those standards require us to plan and perform the audit to reasonably assure the financial statements are free from material misstatement.

An audit requires obtaining evidence about financial statement amounts and disclosures. The procedures selected depend on our judgment, including assessing the risks of material financial statement misstatement, whether due to fraud or error. In assessing those risks, we consider internal control relevant to the District's preparation and fair presentation of the financial statements in order to design audit procedures that are appropriate in the circumstances, but not to the extent needed to opine on the effectiveness of the District's internal control. Accordingly, we express no such opinion. An audit also includes evaluating the appropriateness of management's accounting policies and the reasonableness of their significant accounting estimates, as well as our evaluation of the overall financial statement presentation.

We believe the audit evidence we obtained is sufficient and appropriate to support our audit opinions.

***Opinion***

In our opinion, the financial statements referred to above present fairly, in all material respects, the respective financial position of the governmental activities, each major fund, and the aggregate remaining fund information of the Brecksville-Broadview Heights City School District, Cuyahoga County, Ohio, as of June 30, 2017, and the respective changes in financial position thereof and the budgetary comparison for the General Fund thereof for the year then ended in accordance with the accounting principles generally accepted in the United States of America.

***Other Matters***

*Required Supplementary Information*

Accounting principles generally accepted in the United States of America require this presentation to include *management's discussion and analysis* and schedules of net pension liabilities and pension contributions listed in the table of contents, to supplement the basic financial statements. Although this information is not part of the basic financial statements, the Governmental Accounting Standards Board considers it essential for placing the basic financial statements in an appropriate operational, economic, or historical context. We applied certain limited procedures to the required supplementary information in accordance with auditing standards generally accepted in the United States of America, consisting of inquiries of management about the methods of preparing the information and comparing the information for consistency with management's responses to our inquiries, to the basic financial statements, and other knowledge we obtained during our audit of the basic financial statements. We do not opine or provide any assurance on the information because the limited procedures do not provide us with sufficient evidence to opine or provide any other assurance.

*Supplementary and Other Information*

Our audit was conducted to opine on the District's basic financial statements taken as a whole.

The Federal Awards Receipts and Expenditures Schedule presents additional analysis as required by Title 2 U.S. Code of Federal Regulations (CFR) Part 200, Uniform Administrative Requirements, Cost Principles, and Audit Requirements for Federal Awards and is not a required part of the financial statements.

The schedule is management's responsibility, and derives from and relates directly to the underlying accounting and other records used to prepare the basic financial statements. We subjected this information to the auditing procedures we applied to the basic financial statements. We also applied certain additional procedures, including comparing and reconciling this information directly to the underlying accounting and other records used to prepare the basic financial statements or to the basic financial statements themselves in accordance with auditing standards generally accepted in the United States of America. In our opinion, this information is fairly stated in all material respects in relation to the basic financial statements taken as a whole.

***Other Reporting Required by Government Auditing Standards***

In accordance with *Government Auditing Standards*, we have also issued our report dated February 13, 2018, on our consideration of the District's internal control over financial reporting and our tests of its compliance with certain provisions of laws, regulations, contracts and grant agreements and other matters. That report describes the scope of our internal control testing over financial reporting and compliance, and the results of that testing, and does not opine on internal control over financial reporting or on compliance. That report is an integral part of an audit performed in accordance with *Government Auditing Standards* in considering the District's internal control over financial reporting and compliance.

A handwritten signature in black ink that reads "Dave Yost". The signature is written in a cursive style with a large, looping "D" and "Y".

**Dave Yost**  
Auditor of State  
Columbus, Ohio

February 13, 2018

**This page intentionally left blank.**



**BRECKSVILLE-BROADVIEW HEIGHTS CITY SCHOOL DISTRICT  
CUYAHOGA COUNTY, OHIO**

MANAGEMENT'S DISCUSSION AND ANALYSIS  
FOR THE FISCAL YEAR ENDED JUNE 30, 2017  
(UNAUDITED)

The management's discussion and analysis of Brecksville-Broadview Heights City School District's (the "District") financial performance provides an overall review of the District's financial activities for the fiscal year ended June 30, 2017. The intent of this discussion and analysis is to look at the District's financial performance as a whole; readers should also review the basic financial statements and notes to the basic financial statements to enhance their understanding of the District's financial performance.

**Financial Highlights**

Key financial highlights for 2017 are as follows:

- The District's net position of governmental activities decreased \$2,398,550, which represents a 6.03% decrease from 2016.
- General revenues for governmental activities, accounted for \$45,411,765 in revenue or 86.59% of all revenues. Program specific revenues in the form of charges for services and sales and operating grants and contributions accounted for \$7,034,404 or 13.41% of total governmental activities revenues of \$52,446,169.
- The District had \$54,844,719 in expenses related to governmental activities; only \$7,034,404 of these expenses was offset by program specific charges for services or grants and contributions. General revenues supporting governmental activities (primarily taxes and unrestricted grants and entitlements) of \$45,411,765 were not adequate to provide for these programs.
- The District's major governmental funds are the general fund and bond retirement fund. The general fund had \$43,789,676 in revenues and other financing sources and \$46,165,074 in expenditures and other financing uses. The general fund's fund balance decreased \$2,375,398 from a balance of \$15,399,458 to \$13,024,060.
- The bond retirement fund had \$2,571,006 in revenues and other financing sources and \$2,543,590 in expenditures. The bond retirement fund's fund balance increased \$27,416 from \$4,157,806 to \$4,185,222.

**Using the Basic Financial Statements (BFS)**

This annual report consists of a series of financial statements and notes to those statements. These statements are organized so the reader can understand the District as a financial whole, an entire operating entity. These statements then proceed to provide an increasingly detailed look at specific financial activities.

The *statement of net position* and *statement of activities* provide information about the activities of the whole District, presenting both an aggregate view of the District's finances and a longer-term view of those finances. Fund financial statements provide the next level of detail. For governmental funds, these statements tell how services were financed in the short-term as well as what remains for future spending. The fund financial statements also look at the District's most significant funds with all other nonmajor funds presented in total in one column. In the case of the District, the general fund and bond retirement debt service fund are by far the most significant funds, and the only governmental funds reported as major funds.

**BRECKSVILLE-BROADVIEW HEIGHTS CITY SCHOOL DISTRICT  
CUYAHOGA COUNTY, OHIO**

MANAGEMENT'S DISCUSSION AND ANALYSIS  
FOR THE FISCAL YEAR ENDED JUNE 30, 2017  
(UNAUDITED)

**Reporting the District as a Whole**

**Statement of net position and the statement of activities**

While this document contains the large number of funds used by the District to provide programs and activities, the view of the District as a whole looks at all financial transactions and asks the question, "How did we do financially during 2017?" The statement of net position and the statement of activities answer this question. These statements include *all nonfiduciary assets, deferred outflows of resources, liabilities, deferred inflows of resources, revenues and expenses* using the *accrual basis of accounting* similar to the accounting used by most private-sector companies. This basis of accounting will take into account all of the current year's revenues and expenses regardless of when cash is received or paid.

These two statements report the District's *net position* and changes in that position. This change in net position is important because it tells the reader that, for the District as a whole, the *financial position* of the District has improved or diminished. The causes of this change may be the result of many factors, some financial, some not. Non-financial factors include the District's property tax base, current property tax laws in Ohio restricting revenue growth, facility conditions, required educational programs and other factors.

On the statement of net position and in the statement of activities, the governmental activities include the District's programs and services, including instruction, support services, operation and maintenance of plant, pupil transportation, extracurricular activities, and food service operations.

The District's statement of net position and statement of activities can be found on pages 19-20 of this report.

**Reporting the District's Most Significant Funds**

**Fund Financial Statements**

The analysis of the District's major governmental funds begins on page 14. Fund financial reports provide detailed information about the District's major funds. The District uses many funds to account for a multitude of financial transactions. However, these fund financial statements focus on the District's most significant funds. The District's major governmental funds are the general fund and bond retirement fund.

**Governmental Funds**

Most of the District's activities are reported in governmental funds, which focus on how money flows into and out of those funds and the balances left at year-end available for spending in future periods. These funds are reported using an accounting method called *modified accrual* accounting, which measures cash and all other *financial assets* that can readily be converted to cash. The governmental fund statements provide a detailed *short-term* view of the District's general governmental operations and the basic services it provides. Governmental fund information helps you determine whether there are more or fewer financial resources that can be spent in the near future to finance educational programs. The relationship (or differences) between governmental *activities* (reported in the statement of net position and the statement of activities) and governmental *funds* are reconciled in the financial statements. The basic governmental fund financial statements can be found on pages 21-25 of this report.

**BRECKSVILLE-BROADVIEW HEIGHTS CITY SCHOOL DISTRICT  
CUYAHOGA COUNTY, OHIO**

MANAGEMENT'S DISCUSSION AND ANALYSIS  
FOR THE FISCAL YEAR ENDED JUNE 30, 2017  
(UNAUDITED)

**Reporting the District's Fiduciary Responsibilities**

The District acts in a trustee capacity as an agent for individuals or other entities. These activities are reported in an agency fund. The agency fund is reported on a separate statement of fiduciary assets and liabilities which can be found on page 26. These activities are excluded from the District's other financial statements because the assets cannot be utilized by the District to finance its operations.

**Notes to the Basic Financial Statements**

The notes provide additional information that is essential to a full understanding of the data provided in the government-wide and fund financial statements. These notes to the basic financial statements can be found on pages 27-66.

**Required Supplementary Information**

In addition to the basic financial statements and accompanying notes, this report also presents certain required supplementary information concerning the District's net pension liability. The required supplementary information can be found on pages 68 - 74 of this report.

**THIS SECTION INTENTIONALLY LEFT BLANK**

**BRECKSVILLE-BROADVIEW HEIGHTS CITY SCHOOL DISTRICT  
CUYAHOGA COUNTY, OHIO**

MANAGEMENT'S DISCUSSION AND ANALYSIS  
FOR THE FISCAL YEAR ENDED JUNE 30, 2017  
(UNAUDITED)

**The District as a Whole**

The statement of net position provides the perspective of the District as a whole. The table below provides a summary of the District's net position for 2017 and 2016.

	Net Position - Governmental Activities	
	2017	2016
<b><u>Assets</u></b>		
Current and other assets	\$ 59,932,281	\$ 54,497,792
Capital assets, net	27,565,184	28,698,222
Total assets	87,497,465	83,196,014
<b><u>Deferred outflows of resources</u></b>		
Unamortized deferred charges	476,858	610,906
Fair value of hedging derivatives	-	46,950
Pension	15,831,163	7,194,234
Total deferred outflows	16,308,021	7,852,090
<b><u>Liabilities</u></b>		
Current liabilities	5,547,850	5,439,650
Long-term liabilities:		
Due within one year	2,772,715	2,683,524
Due in more than one year:		
Net pension liability	88,098,336	74,298,069
Other amounts	13,915,898	15,745,645
Total liabilities	110,334,799	98,166,888
<b><u>Deferred inflows of resources</u></b>		
Property taxes	32,020,288	25,146,614
Pensions	3,646,455	7,532,108
Total deferred inflows	35,666,743	32,678,722
<b><u>Net Position</u></b>		
Net investment in capital assets	16,699,830	15,973,868
Restricted	6,890,069	6,716,679
Unrestricted (deficit)	(65,785,955)	(62,488,053)
Total net position (deficit)	\$ (42,196,056)	\$ (39,797,506)

**BRECKSVILLE-BROADVIEW HEIGHTS CITY SCHOOL DISTRICT  
CUYAHOGA COUNTY, OHIO**

MANAGEMENT'S DISCUSSION AND ANALYSIS  
FOR THE FISCAL YEAR ENDED JUNE 30, 2017  
(UNAUDITED)

*Net Pension Liability and Related Deferred Inflows and Outflows of Resources*

The District has adopted GASB Statement 68, "Accounting and Financial Reporting for Pensions—an Amendment of GASB Statement 27," which significantly revised accounting for pension costs and liabilities. For reasons discussed below, many end users of this financial statement will gain a clearer understanding of the District's actual financial condition by adding deferred inflows related to pension and the net pension liability to the reported net position and subtracting deferred outflows related to pension.

Governmental Accounting Standards Board standards are national and apply to all government financial reports prepared in accordance with generally accepted accounting principles. When accounting for pension costs, GASB 27 focused on a funding approach. This approach limited pension costs to contributions annually required by law, which may or may not be sufficient to fully fund each plan's *net pension liability*. GASB 68 takes an earnings approach to pension accounting; however, the nature of Ohio's statewide pension systems and state law governing those systems requires additional explanation in order to properly understand the information presented in these statements.

Under the standards required by GASB 68, the net pension liability equals the District's proportionate share of each plan's collective:

1. Present value of estimated future pension benefits attributable to active and inactive employees' past service
2. Minus plan assets available to pay these benefits

GASB notes that pension obligations, whether funded or unfunded, are part of the "employment exchange" – that is, the employee is trading his or her labor in exchange for wages, benefits, and the promise of a future pension. GASB noted that the unfunded portion of this pension promise is a present obligation of the government, part of a bargained-for benefit to the employee, and should accordingly be reported by the government as a liability since they received the benefit of the exchange. However, the District is not responsible for certain key factors affecting the balance of this liability. In Ohio, the employee shares the obligation of funding pension benefits with the employer. Both employer and employee contribution rates are capped by State statute. A change in these caps requires action of both Houses of the General Assembly and approval of the Governor. Benefit provisions are also determined by State statute. The employee enters the employment exchange with the knowledge that the employer's promise is limited not by contract but by law. The employer enters the exchange also knowing that there is a specific, legal limit to its contribution to the pension system. In Ohio, there is no legal means to enforce the unfunded liability of the pension system *as against the public employer*. State law operates to mitigate/lessen the moral obligation of the public employer to the employee, because all parties enter the employment exchange with notice as to the law. The pension system is responsible for the administration of the plan.

Most long-term liabilities have set repayment schedules or, in the case of compensated absences (i.e. sick and vacation leave), are satisfied through paid time-off or termination payments. There is no repayment schedule for the net pension liability. As explained above, changes in pension benefits, contribution rates, and return on investments affect the balance of the net pension liability, but are outside the control of the local government. In the event that contributions, investment returns, and other changes are insufficient to keep up with required pension payments, State statute does not assign/identify the responsible party for the unfunded portion. Due to the unique nature of how the net pension liability is satisfied, this liability is separately identified within the long-term liability section of the statement of net position.

In accordance with GASB 68, the District's statements prepared on an accrual basis of accounting include an annual pension expense for their proportionate share of each plan's *change* in net pension liability not accounted for as deferred inflows/outflows as well as a net pension liability and deferred inflows/outflows related to pension.

**BRECKSVILLE-BROADVIEW HEIGHTS CITY SCHOOL DISTRICT  
CUYAHOGA COUNTY, OHIO**

**MANAGEMENT'S DISCUSSION AND ANALYSIS  
FOR THE FISCAL YEAR ENDED JUNE 30, 2017  
(UNAUDITED)**

Analysis of Net Position

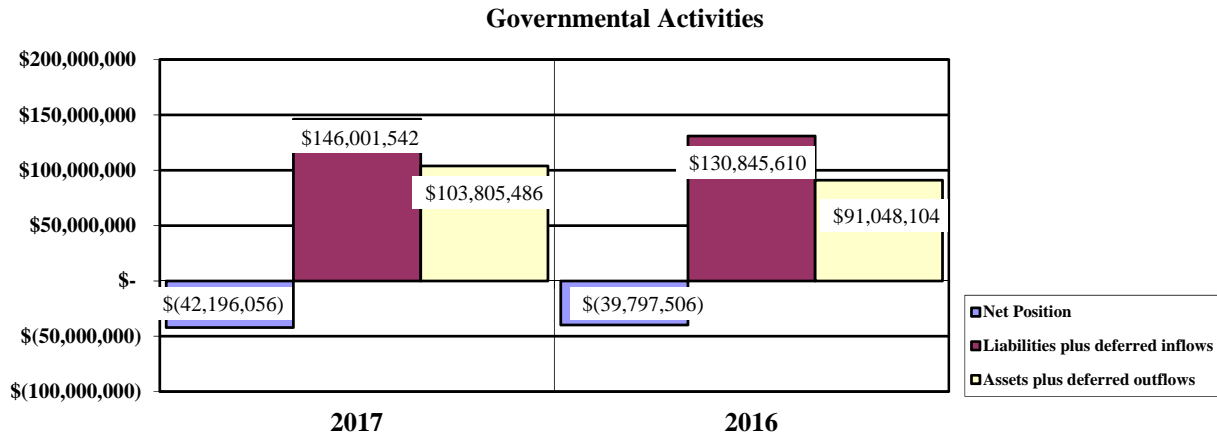
Over time, net position can serve as a useful indicator of a District's financial position. At June 30, 2017, the District's liabilities plus deferred inflows of resources exceeded assets and deferred outflows by \$42,196,056.

Current and other assets increased as cash receipts continue to exceed cash disbursements in fiscal year 2017 resulting in increased cash and cash equivalents at year end coupled with an increase in property taxes receivable. Long-term liabilities increased as a result of an increase in the net pension liability discussed above. In relation to its effect on net position, the impact of the increase in the net pension liability is partially offset by an increase in deferred outflows of resources related to pension and a decrease in deferred inflows of resources related to pension. These factors are outside of the control of the District. The District contributes its statutorily required contributions to the pension systems; however, it's the pension systems that collect, hold and distribute pensions to District employees, not the District.

At year-end, capital assets represented 31.50% of total assets. Capital assets include land, buildings and improvements, furniture and equipment, vehicles and textbooks. The net investment in capital assets at June 30, 2017, was \$16,699,830. These capital assets are used to provide services to the students and are not available for future spending. Although the District's investment in capital assets is reported net of related debt, it should be noted that the resources to repay the debt must be provided from other sources, since capital assets may not be used to liquidate these liabilities.

A portion of the District's net position, \$6,890,069, represents resources that are subject to external restriction on how they may be used. The remaining balance of unrestricted net position is a deficit of \$65,785,955, which is primarily caused by the reporting of the net pension liability described on page 9.

The graph below illustrates the District's governmental activities assets plus deferred outflows, liabilities plus deferred inflows and net position at June 30, 2017 and 2016.



**BRECKSVILLE-BROADVIEW HEIGHTS CITY SCHOOL DISTRICT  
CUYAHOGA COUNTY, OHIO**

MANAGEMENT'S DISCUSSION AND ANALYSIS  
FOR THE FISCAL YEAR ENDED JUNE 30, 2017  
(UNAUDITED)

The table below shows the change in net position for fiscal years 2017 and 2016.

	Change in Net Position - Governmental Activities	
	2017	2016
<b><u>Revenues</u></b>		
Program revenues:		
Charges for services and sales	\$ 4,132,839	\$ 4,021,680
Operating grants and contributions	2,881,565	2,561,986
Capital grants and contributions	20,000	66,500
General revenues:		
Property taxes	34,007,121	37,854,910
Payments in lieu of taxes	91,109	166,991
Grants and entitlements	11,187,628	11,048,807
Investment earnings	111,837	242,934
Miscellaneous	14,070	14,200
Total revenues	<u>52,446,169</u>	<u>55,978,008</u>
<b><u>Expenses</u></b>		
Program expenses:		
Instruction:		
Regular	23,619,370	22,219,268
Special	7,836,065	7,174,679
Vocational	122,227	112,558
Other	1,119,365	993,336
Support services:		
Pupil	3,315,676	2,981,951
Instructional staff	1,709,036	1,627,635
Board of education	92,952	117,348
Administration	3,224,436	2,908,035
Fiscal	1,168,969	1,083,493
Business	465,685	465,134
Operations and maintenance	4,094,088	3,923,935
Pupil transportation	3,327,592	2,955,821
Central	254,149	225,310
Operation of non-instructional services:		
Food service operations	1,537,362	1,514,192
Child care operations	465,693	425,973
Other non-instructional services	711,907	470,116
Extracurricular activities	1,437,302	1,342,266
Interest and fiscal charges	342,845	452,619
Total expenses	<u>54,844,719</u>	<u>50,993,669</u>
Change in net position	(2,398,550)	4,984,339
Net position at beginning of year	<u>(39,797,506)</u>	<u>(44,781,845)</u>
Net position at end of year	<u>\$ (42,196,056)</u>	<u>\$ (39,797,506)</u>

**BRECKSVILLE-BROADVIEW HEIGHTS CITY SCHOOL DISTRICT  
CUYAHOGA COUNTY, OHIO**

**MANAGEMENT'S DISCUSSION AND ANALYSIS  
FOR THE FISCAL YEAR ENDED JUNE 30, 2017  
(UNAUDITED)**

**Governmental Activities**


The net position of the District's governmental activities decreased \$2,398,550. Total governmental expenses of \$54,844,719 were offset by program revenues of \$7,034,404 and general revenues of \$45,411,765. Program revenues supported 12.83% of the total governmental expenses.

The primary sources of revenue for governmental activities are derived from property taxes and grants and entitlements. These two revenue sources represent 86.17% of total governmental revenue. Real estate property is reappraised every six years. The decrease in tax revenue for fiscal year 2017 resulted from fluctuations in the amount of tax advance available from the Cuyahoga County Fiscal Officer at fiscal year-end. The tax advance available for the fiscal years ended June 30, 2017, 2016, and 2015 were \$6,276,615, \$10,374,621, and \$7,593,947, respectively. The amount of tax advance available can vary depending upon when tax bills are sent out by Cuyahoga County. The amount of tax advance available at fiscal year-end is reported as revenue in that fiscal year. Operating grants and contributions increased in part due to increased funding from the federal government through Title I-A and IDEA Part B Special Education. The decrease in earnings on investment revenues is due primarily to the District required reporting of investments at fair value rather than cost. The fluctuations in fair value can cause fluctuations in the amounts reported as interest earnings for a given fiscal year. The District intends to hold all investments to maturity thus eliminating the risk of fluctuations in fair value. All other revenue items were comparable to the prior year or were immaterial in variance amount.

Overall, expenses increased \$3,851,050 or 7.55% from the prior year. Pension expense was the primary reason for the increase in expenses. Pension expense for fiscal year 2017 was \$5,510,808 compared to \$3,204,976 for fiscal year 2016. Pension expense is reported as a program expense of the program benefitting from the employees' service. Special instruction expense increased due to increased costs associated with the education of students with special needs. All other expenses were comparable to prior year.

The graph below presents the District's governmental activities revenue and expenses for fiscal year 2017 and 2016.

**Governmental Activities - Revenues and Expenses**





**BRECKSVILLE-BROADVIEW HEIGHTS CITY SCHOOL DISTRICT  
CUYAHOGA COUNTY, OHIO**

**MANAGEMENT'S DISCUSSION AND ANALYSIS  
FOR THE FISCAL YEAR ENDED JUNE 30, 2017  
(UNAUDITED)**

The statement of activities shows the cost of program services and the charges for services and grants offsetting those services. The following table shows, for governmental activities, the total cost of services and the net cost of services for 2017 and 2016. It identifies the cost of services supported by tax revenue and unrestricted State grants and entitlements.

**Governmental Activities**

	Total Cost of Services <u>2017</u>	Net Cost of Services <u>2017</u>	Total Cost of Services <u>2016</u>	Net Cost of Services <u>2016</u>
<b>Instruction:</b>				
Regular	\$ 23,619,370	\$ 22,435,315	\$ 22,219,268	\$ 20,912,100
Special	7,836,065	6,930,179	7,174,679	6,591,994
Vocational	122,227	119,281	112,558	112,342
Other	1,119,365	853,040	993,336	769,651
<b>Support services:</b>				
Pupil	3,315,676	2,907,084	2,981,951	2,571,390
Instructional staff	1,709,036	1,600,043	1,627,635	1,487,819
Board of Education	92,952	92,952	117,348	117,348
Administration	3,224,436	3,223,596	2,908,035	2,907,957
Fiscal	1,168,969	1,168,969	1,083,493	1,083,493
Business	465,685	429,810	465,134	465,134
Operations and maintenance	4,094,088	4,058,991	3,923,935	3,896,907
Pupil transportation	3,327,592	2,989,510	2,955,821	2,641,299
Central	254,149	242,497	225,310	214,129
Food service operations	1,537,362	62,420	1,514,192	38,887
Child care operations	465,693	(64,497)	425,973	(128,560)
Operation of non-instructional services	711,907	13,620	470,116	(10,002)
Extracurricular activities	1,437,302	404,660	1,342,266	218,996
Interest and fiscal charges	342,845	342,845	452,619	452,619
<b>Total expenses</b>	<b><u>\$ 54,844,719</u></b>	<b><u>\$ 47,810,315</u></b>	<b><u>\$ 50,993,669</u></b>	<b><u>\$ 44,343,503</u></b>

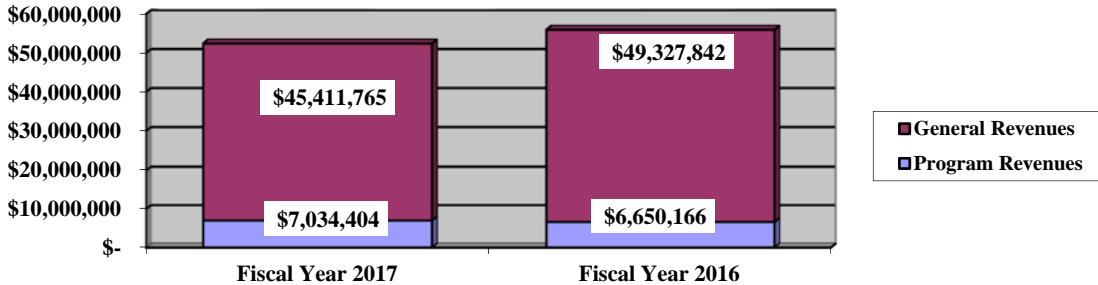
The dependence upon general revenues during fiscal year 2017 for governmental activities is apparent, as 92.78% of 2017 instruction activities are supported through taxes and other general revenues. For all governmental activities, general revenue support is 87.17% in 2017. The District's taxpayers and unrestricted grants and entitlements from the State of Ohio, as a whole, are the primary support for District's students.

**BRECKSVILLE-BROADVIEW HEIGHTS CITY SCHOOL DISTRICT  
CUYAHOGA COUNTY, OHIO**

MANAGEMENT'S DISCUSSION AND ANALYSIS  
FOR THE FISCAL YEAR ENDED JUNE 30, 2017  
(UNAUDITED)

The graph below presents the District's governmental activities revenue for fiscal years 2017 and 2016.

**Governmental Activities - General and Program Revenues**



**The District's Funds**

During 2017 the District's governmental funds (as presented on the balance sheet on page 21) reported a combined fund balance of \$20,220,029, which is below last year's total of \$22,415,266. The schedule below indicates the fund balance and the total change in fund balance as of June 30, 2017 and 2016.

	<u>Fund Balance</u> <u>June 30, 2017</u>	<u>Fund Balance</u> <u>June 30, 2016</u>	<u>Increase</u> <u>(Decrease)</u>	<u>Percentage</u> <u>Change</u>
General	\$ 13,024,060	\$ 15,399,458	\$ (2,375,398)	(15.43) %
Bond Retirement	4,185,222	4,157,806	27,416	0.66 %
Other Governmental	3,010,747	2,858,002	152,745	5.34 %
Total	<u>\$ 20,220,029</u>	<u>\$ 22,415,266</u>	<u>\$ (2,195,237)</u>	(9.79) %

**General Fund**

The District's general fund balance decreased \$2,375,398. The tables below assist in illustrating the financial activities of the general fund.

	<u>2017</u> <u>Amount</u>	<u>2016</u> <u>Amount</u>	<u>Increase</u> <u>(Decrease)</u>	<u>Percentage</u> <u>Change</u>
<b><u>Revenues</u></b>				
Property taxes	\$ 29,987,615	\$ 35,303,136	\$ (5,315,521)	(15.06) %
Payment in lieu of taxes	90,912	166,579	(75,667)	(45.42) %
Tuition	694,779	581,817	112,962	19.42 %
Earnings on investments	114,092	235,676	(121,584)	(51.59) %
Intergovernmental	11,214,953	11,034,333	180,620	1.64 %
Other revenues	1,316,041	1,271,969	44,072	3.46 %
Total	<u>\$ 43,418,392</u>	<u>\$ 48,593,510</u>	<u>\$ (5,175,118)</u>	(10.65) %

**BRECKSVILLE-BROADVIEW HEIGHTS CITY SCHOOL DISTRICT  
CUYAHOGA COUNTY, OHIO**

MANAGEMENT'S DISCUSSION AND ANALYSIS  
FOR THE FISCAL YEAR ENDED JUNE 30, 2017  
(UNAUDITED)

**Expenditures**

Instruction	\$ 28,776,699	\$ 28,016,546	\$ 760,153	2.71 %
Support services	15,838,086	15,513,727	324,359	2.09 %
Extracurricular activities	851,843	803,803	48,040	5.98 %
Other expenditures	374,284	-	374,284	100.00 %
Debt Service	41,062	41,062	-	- %
Total	<u>\$ 45,881,974</u>	<u>\$ 44,375,138</u>	<u>\$ 1,506,836</u>	3.40 %

The decrease in property tax revenue for fiscal year 2017 primarily resulted from fluctuations in the amount of tax advance available from the Cuyahoga County Fiscal Officer at fiscal year-end. For the general fund, the tax advance available for the fiscal years ended June 30, 2017, 2016, and 2015 were \$5,585,009, \$9,231,989, and \$6,768,296, respectively. The amount of tax advance available can vary depending upon when tax bills are sent out by Cuyahoga County. The amount of tax advance available at fiscal year-end is reported as revenue in the fiscal year in the general fund on the modified accrual basis of accounting. The decrease in revenue in lieu of taxes is due to reduced revenues associated with the revenue sharing agreement with the City of Broadview Heights. The increase in tuition revenue is due to increased open enrollment from the prior year. The decrease in earnings on investment revenues is due primarily to the District required reporting of investments at fair value rather than cost. The fluctuations in fair value can cause fluctuations in the amounts reported as interest earnings for a given fiscal year. The District intends to hold all investments to maturity thus eliminating the risk of fluctuations in fair value. The increase in intergovernmental revenue is due to increased revenues from the State of Ohio in the form of Foundation payments. All other revenue items were comparable to the prior year or were immaterial in variance amount.

Instruction expenditures increased from the prior year primarily due to a normal and customary wage and benefit increases. Instruction is the District's largest expenditure line item. Support services expenditures increased primarily due to increases in the areas of pupil support and pupil transportation. Extracurricular expenditures increased primarily due to increased extracurricular programs and related costs. Other expenditures increased due to the District entering into a capital lease for the acquisition of copiers in fiscal year 2017. Overall, expenditures in the general fund increased 3.40% from the previous year.

**Bond Retirement Fund**

The District's bond retirement fund balance increased \$27,416. The tables below assist in illustrating the financial activities of the bond retirement fund.

	<u>2017</u>	<u>2016</u>	<u>Increase</u>	<u>Percentage</u>
	<u>Amount</u>	<u>Amount</u>	<u>(Decrease)</u>	<u>Change</u>
<b><u>Revenues</u></b>				
Property taxes	\$ 2,042,502	\$ 2,444,120	\$ (401,618)	(16.43) %
Payment in lieu of taxes	118	250	(132)	(52.80) %
Intergovernmental	295,286	291,928	3,358	1.15 %
Total	<u>\$ 2,337,906</u>	<u>\$ 2,736,298</u>	<u>\$ (398,392)</u>	(14.56) %
<b><u>Expenditures</u></b>				
Debt Service:				
Principal retirement	\$ 2,275,000	\$ 2,150,000	\$ 125,000	5.81 %
Interest and fiscal charges	268,590	402,890	(134,300)	(33.33) %
Total	<u>\$ 2,543,590</u>	<u>\$ 2,552,890</u>	<u>\$ (9,300)</u>	(0.36) %

**BRECKSVILLE-BROADVIEW HEIGHTS CITY SCHOOL DISTRICT  
CUYAHOGA COUNTY, OHIO**

MANAGEMENT'S DISCUSSION AND ANALYSIS  
FOR THE FISCAL YEAR ENDED JUNE 30, 2017  
(UNAUDITED)

The decrease in property tax revenue for fiscal year 2017 primarily resulted from fluctuations in the amount of tax advance available from the Cuyahoga County Fiscal Officer at fiscal year-end. For the bond retirement fund, the tax advance available for the fiscal years ended June 30, 2017, 2016, and 2015 were \$412,840, \$681,764, and \$486,346, respectively. The amount of tax advance available can vary depending upon when tax bills are sent out by Cuyahoga County. The amount of tax advance available at fiscal year-end is reported as revenue in the fiscal year in the bond retirement fund on the modified accrual basis of accounting. The decrease in revenue in lieu of taxes is due to reduced revenues associated with the revenue sharing agreement with the City of Broadview Heights. During 2017, the bond retirement fund made principal payments on bonds and notes of \$2,275,000. The decrease in expenditures in the bond retirement fund is due to less interest paid on outstanding debt. Taxes and intergovernmental revenues were sufficient to cover debt service and fiscal charges incurred in the fund. In addition, the bond retirement fund received a \$233,100 transfer in from the general fund in fiscal year 2017.

**General Fund Budgeting Highlights**

The District's budget is prepared according to Ohio law and is based on accounting for certain transactions on a basis of cash receipts, disbursements and encumbrances. The most significant budgeted fund is the general fund.

During the course of fiscal year 2017, the District amended its general fund budget several times. The District uses site-based budgeting and the budgeting systems are designed to tightly control total site budgets but provide flexibility for site management. For the general fund, original and final budgeted revenues and other financing sources were \$45,204,110 and \$46,502,520, respectively. The actual revenues and other financing sources were \$46,570,712, which was \$68,192 higher than the final budget revenues. The primary variance between the final budgeted revenues and actual revenues was in the areas of intergovernmental-state revenues and intergovernmental-federal revenues. These revenue sources represent 23.94% of the total general fund revenues and other financial sources.

General fund original and final appropriations and other financing uses were \$46,938,792 and \$46,606,446, respectively. The actual budget basis expenditures and other financing uses for fiscal year 2017 totaled \$45,647,612, which were \$958,834 less than final budgeted appropriations.

**Capital Assets and Debt Administration**

**Capital Assets**

During fiscal year 2017, the District had \$27,565,184 invested in land, buildings and improvements, furniture and equipment, vehicles and textbooks. This entire amount was reported in governmental activities. The following table shows fiscal year 2017 balances compared to 2016:

**Capital Assets at June 30 (Net of Depreciation)**

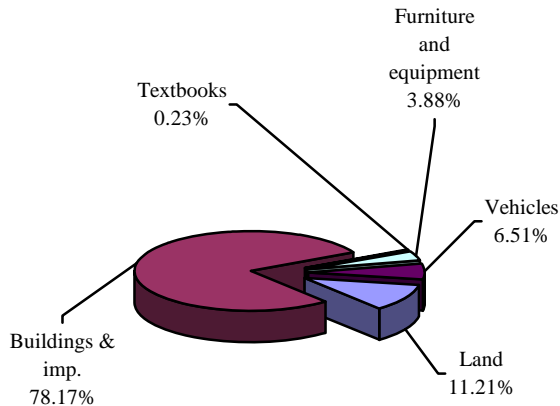
	Governmental Activities	
	2017	2016
Land	\$ 3,088,833	\$ 3,088,833
Buildings and improvements	21,548,172	22,582,428
Furniture and equipment	1,068,486	830,942
Vehicles	1,795,085	2,032,532
Textbooks	64,608	163,487
Total	\$ 27,565,184	\$ 28,698,222

**BRECKSVILLE-BROADVIEW HEIGHTS CITY SCHOOL DISTRICT  
CUYAHOGA COUNTY, OHIO**

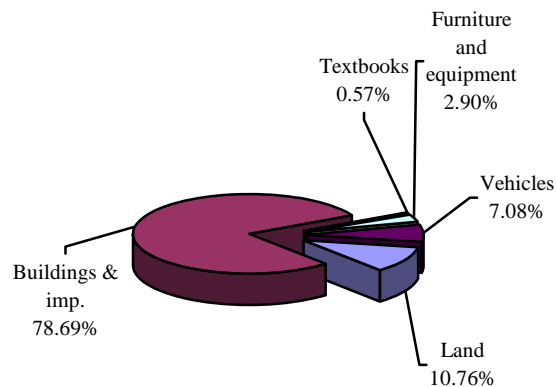
MANAGEMENT'S DISCUSSION AND ANALYSIS  
FOR THE FISCAL YEAR ENDED JUNE 30, 2017  
(UNAUDITED)

Total additions to governmental activities capital assets for 2017 were \$1,046,965. Governmental activities depreciation expense for fiscal year 2017 was \$2,180,003. There were no disposals of capital assets in fiscal year 2017. Overall, governmental activities capital assets of the District decreased \$1,133,038. The graphs below show the breakdown of the governmental activities capital assets by category for 2017 and 2016.

**Capital Assets - 2017**



**Capital Assets - 2016**



See Note 10 to the basic financial statements for additional information on the District's capital assets.

**Debt Administration**

The following table summarizes the governmental activities bonds and notes outstanding:

**Outstanding Debt, at Year End**

	Balance <u>June 30, 2017</u>	Balance <u>June 30, 2016</u>
General obligation bonds:		
2013 School Improvement Refunding	\$ 10,280,000	\$ 10,330,000
2013 Energy Conservation	690,928	911,657
Refunding Note:		
2006 High School Refunding Notes	-	2,053,874
<b>Total</b>	<b><u>\$ 10,970,928</u></b>	<b><u>\$ 13,295,531</u></b>

On May 7, 2013, the District issued \$10,480,000 in Series A school improvement refunding bonds and \$1,280,000 in Series B energy conservation improvement bonds for the purpose of taking advantage of lower interest rates and making energy-saving modifications to buildings, respectively. Both bonds are paid from the bond retirement fund and will mature in December 2021 and 2019, respectively.

**BRECKSVILLE-BROADVIEW HEIGHTS CITY SCHOOL DISTRICT  
CUYAHOGA COUNTY, OHIO**

MANAGEMENT'S DISCUSSION AND ANALYSIS  
FOR THE FISCAL YEAR ENDED JUNE 30, 2017  
(UNAUDITED)

In April 2004, the District entered into an agreement to issue and sell to Bank One NA variable interest rate notes dated October 2, 2006, in the amount of \$8,920,000. On October 16, 2006, the District issued and sold variable interest rate notes in the amount of \$8,920,000 to Bank One NA. The notes had scheduled maturities beginning December 1, 2012 which ended December 1, 2016.

See Note 11 to the basic financial statements for additional information on the District's debt administration.

**Current Financial Related Activities**

Brecksville-Broadview Heights City School District has continued to maintain the highest standards of services to our students, parents and community at one of the lowest costs in Cuyahoga County. As with all school districts in the State of Ohio, State funding issues are constantly monitored to determine the impact on the District. As the preceding information shows, the District is heavily reliant on local property taxpayers.

Management must continue to diligently plan expenses, staying carefully within the District's financial forecast. Additional revenues must not be treated as a windfall to expand programs but as an opportunity to extend the time horizon of the life of the levies. All of the District's financial abilities will be needed to meet the challenges of the future. In conclusion, the District has committed itself to financial excellence for many years.

**Contacting the District's Financial Management**

This financial report is designed to provide our citizens, taxpayers, and investors and creditors with a general overview of the District's finances and to show the School District's accountability for the money it receives. If you have any questions about this report or need additional financial information contact Jeff Hall, Treasurer/CFO at Brecksville-Broadview Heights City School District, 6638 Mill Road, Brecksville, Ohio 44141 or e-mail at hallj@bbhcsd.org.

**BRECKSVILLE-BROADVIEW HEIGHTS CITY SCHOOL DISTRICT  
CUYAHOGA COUNTY, OHIO**

STATEMENT OF NET POSITION  
JUNE 30, 2017

	<u><b>Governmental Activities</b></u>
<b>Assets:</b>	
Equity in pooled cash and investments . . . . .	\$ 19,001,748
Receivables:	
Property taxes . . . . .	40,103,685
Accounts . . . . .	299,294
Accrued interest . . . . .	25,676
Intergovernmental . . . . .	382,781
Prepayments . . . . .	110,808
Materials and supplies inventory . . . . .	3,826
Inventory held for resale . . . . .	4,463
Capital assets:	
Nondepreciable capital assets . . . . .	3,088,833
Depreciable capital assets, net . . . . .	24,476,351
Capital assets, net . . . . .	<u>27,565,184</u>
Total assets . . . . .	<u>87,497,465</u>
<b>Deferred outflows of resources:</b>	
Unamortized deferred charges on debt refunding . . . . .	476,858
Pension - STRS . . . . .	11,721,503
Pension - SERS . . . . .	4,109,660
Total deferred outflows of resources . . . . .	<u>16,308,021</u>
<b>Liabilities:</b>	
Accounts payable . . . . .	131,029
Accrued wages and benefits payable . . . . .	4,616,741
Intergovernmental payable . . . . .	783,458
Accrued interest payable . . . . .	16,622
Long-term liabilities:	
Due within one year . . . . .	2,772,715
Due in more than one year:	
Net pension liability (See Note 15) . . . . .	88,098,336
Other amounts due in more than one year . . . . .	13,915,898
Total liabilities . . . . .	<u>110,334,799</u>
<b>Deferred inflows of resources:</b>	
Property taxes levied for the next fiscal year . . . . .	32,020,288
Pension - STRS . . . . .	2,902,715
Pension - SERS . . . . .	743,740
Total deferred inflows of resources . . . . .	<u>35,666,743</u>
<b>Net position:</b>	
Net investment in capital assets . . . . .	16,699,830
Restricted for:	
Capital projects . . . . .	1,998,352
Debt service . . . . .	4,277,260
Locally funded programs . . . . .	148,004
State funded programs . . . . .	70,943
Federally funded programs . . . . .	52,342
Food service operations . . . . .	106,521
Student activities . . . . .	236,647
Unrestricted (deficit) . . . . .	(65,785,955)
Total net position (deficit) . . . . .	<u>\$ (42,196,056)</u>

SEE ACCOMPANYING NOTES TO THE BASIC FINANCIAL STATEMENTS

**BRECKSVILLE-BROADVIEW HEIGHTS CITY SCHOOL DISTRICT  
CUYAHOGA COUNTY, OHIO**

STATEMENT OF ACTIVITIES  
FOR THE FISCAL YEAR ENDED JUNE 30, 2017

	<u>Expenses</u>	<u>Program Revenues</u>			<u>Net (Expense) Revenue and Changes in Net Position Governmental Activities</u>
		<u>Charges for Services and Sales</u>	<u>Operating Grants and Contributions</u>	<u>Capital Grants and Contributions</u>	
<b>Governmental activities:</b>					
Instruction:					
Regular . . . . .	\$ 23,619,370	\$ 721,580	\$ 462,475	\$ -	\$ (22,435,315)
Special . . . . .	7,836,065	337,993	567,893	-	(6,930,179)
Vocational . . . . .	122,227	-	2,946	-	(119,281)
Other . . . . .	1,119,365	252,167	14,158	-	(853,040)
Support services:					
Pupil . . . . .	3,315,676	-	408,592	-	(2,907,084)
Instructional staff . . . . .	1,709,036	88,875	20,118	-	(1,600,043)
Board of education . . . . .	92,952	-	-	-	(92,952)
Administration . . . . .	3,224,436	2	838	-	(3,223,596)
Fiscal . . . . .	1,168,969	-	-	-	(1,168,969)
Business . . . . .	465,685	-	35,875	-	(429,810)
Operations and maintenance . . . . .	4,094,088	35,097	-	-	(4,058,991)
Pupil transportation . . . . .	3,327,592	26,583	311,499	-	(2,989,510)
Central . . . . .	254,149	81	11,571	-	(242,497)
Operation of non-instructional services:					
Food service operations . . . . .	1,537,362	1,132,997	341,945	-	(62,420)
Child care operations . . . . .	465,693	530,190	-	-	64,497
Other non-instructional services . . . . .	711,907	2,932	695,355	-	(13,620)
Extracurricular activities . . . . .	1,437,302	1,004,342	8,300	20,000	(404,660)
Interest and fiscal charges . . . . .	342,845	-	-	-	(342,845)
<b>Total governmental activities . . . . .</b>	<b>\$ 54,844,719</b>	<b>\$ 4,132,839</b>	<b>\$ 2,881,565</b>	<b>\$ 20,000</b>	<b>(47,810,315)</b>
<b>General revenues:</b>					
Property taxes levied for:					
General purposes . . . . .					30,512,663
Debt service . . . . .					2,075,314
Capital outlay . . . . .					1,419,144
Payments in lieu of taxes . . . . .					91,109
Grants and entitlements not restricted to specific programs . . . . .					11,187,628
Investment earnings . . . . .					111,837
Miscellaneous . . . . .					14,070
<b>Total general revenues . . . . .</b>					<b>45,411,765</b>
<b>Change in net position . . . . .</b>					<b>(2,398,550)</b>
<b>Net position (deficit) at beginning of year . . . . .</b>					
					<b>(39,797,506)</b>
<b>Net position (deficit) at end of year . . . . .</b>					
					<b>\$ (42,196,056)</b>

SEE ACCOMPANYING NOTES TO THE BASIC FINANCIAL STATEMENTS



**BRECKSVILLE-BROADVIEW HEIGHTS CITY SCHOOL DISTRICT  
CUYAHOGA COUNTY, OHIO**

BALANCE SHEET  
GOVERNMENTAL FUNDS  
JUNE 30, 2017

	General	Bond Retirement	Nonmajor Governmental Funds	Total Governmental Funds
<b>Assets:</b>				
Equity in pooled cash and investments . . . . .	\$ 12,392,984	\$ 3,772,382	\$ 2,836,382	\$ 19,001,748
Receivables:				
Property taxes . . . . .	36,048,042	2,390,398	1,665,245	40,103,685
Accounts . . . . .	216,408	-	82,886	299,294
Accrued interest . . . . .	25,676	-	-	25,676
Interfund loans . . . . .	16,890	-	-	16,890
Intergovernmental . . . . .	210,575	-	172,206	382,781
Prepayments . . . . .	107,058	-	3,750	110,808
Materials and supplies inventory . . . . .	-	-	3,826	3,826
Inventory held for resale . . . . .	-	-	4,463	4,463
Total assets . . . . .	<u>\$ 49,017,633</u>	<u>\$ 6,162,780</u>	<u>\$ 4,768,758</u>	<u>\$ 59,949,171</u>
<b>Liabilities:</b>				
Accounts payable . . . . .	\$ 65,193	\$ -	\$ 65,836	\$ 131,029
Accrued wages and benefits payable . . . . .	4,489,717	-	127,024	4,616,741
Compensated absences payable . . . . .	207,650	-	19,787	227,437
Intergovernmental payable . . . . .	720,815	-	62,643	783,458
Interfund loans payable . . . . .	-	-	16,890	16,890
Total liabilities . . . . .	<u>5,483,375</u>	<u>-</u>	<u>292,180</u>	<u>5,775,555</u>
<b>Deferred inflows of resources:</b>				
Property taxes levied for the next fiscal year . . . . .	28,840,391	1,868,898	1,310,999	32,020,288
Delinquent property tax revenue not available . . . . .	1,622,642	108,660	75,480	1,806,782
Intergovernmental revenue not available . . . . .	30,954	-	79,352	110,306
Accrued interest not available . . . . .	16,211	-	-	16,211
Total deferred inflows of resources . . . . .	<u>30,510,198</u>	<u>1,977,558</u>	<u>1,465,831</u>	<u>33,953,587</u>
<b>Fund balances:</b>				
Nonspendable:				
Materials and supplies inventory . . . . .	-	-	3,826	3,826
Prepays . . . . .	107,058	-	3,750	110,808
Restricted:				
Debt service . . . . .	-	4,185,222	-	4,185,222
Capital improvements . . . . .	-	-	1,922,872	1,922,872
Food service operations . . . . .	-	-	192,139	192,139
Non-public schools . . . . .	-	-	21,303	21,303
Special education . . . . .	-	-	35,208	35,208
Targeted academic assistance . . . . .	-	-	74	74
Other purposes . . . . .	-	-	52,685	52,685
Extracurricular activities . . . . .	-	-	236,513	236,513
Local grants . . . . .	-	-	164,121	164,121
Committed:				
After school program . . . . .	-	-	270,289	270,289
College scholarships . . . . .	-	-	130,276	130,276
Assigned:				
Student instruction . . . . .	225,850	-	-	225,850
Student and staff support . . . . .	173,603	-	-	173,603
Extracurricular activities . . . . .	10,800	-	-	10,800
Subsequent year's appropriations . . . . .	3,487,915	-	-	3,487,915
School supplies . . . . .	234,521	-	-	234,521
Unassigned (deficit) . . . . .	8,784,313	-	(22,309)	8,762,004
Total fund balances . . . . .	<u>13,024,060</u>	<u>4,185,222</u>	<u>3,010,747</u>	<u>20,220,029</u>
Total liabilities, deferred inflows and fund balances . . . . .	<u>\$ 49,017,633</u>	<u>\$ 6,162,780</u>	<u>\$ 4,768,758</u>	<u>\$ 59,949,171</u>

SEE ACCOMPANYING NOTES TO THE BASIC FINANCIAL STATEMENTS

**BRECKSVILLE-BROADVIEW HEIGHTS CITY SCHOOL DISTRICT  
CUYAHOGA COUNTY, OHIO**

RECONCILIATION OF TOTAL GOVERNMENTAL FUND BALANCES TO  
NET POSITION OF GOVERNMENTAL ACTIVITIES  
JUNE 30, 2017

<b>Total governmental fund balances</b>		\$	20,220,029
<i>Amounts reported for governmental activities on the statement of net position are different because:</i>			
Capital assets used in governmental activities are not financial resources and therefore are not reported in the funds.			27,565,184
Other long-term assets are not available to pay for current-period expenditures and therefore are deferred inflows in the funds.			
Property taxes receivable	\$	1,806,782	
Accrued interest receivable		16,211	
Intergovernmental receivable		110,306	
Total		110,306	1,933,299
Unamortized premiums on bonds issued are not recognized in the funds.			(25,928)
Unamortized amounts on refundings are not recognized in the funds.			476,858
Accrued interest payable is not due and payable in the current period and therefore is not reported in the funds.			(16,622)
The net pension liability is not due and payable in the current period; therefore, liability and related deferred inflows/outflows of resources are not reported in governmental funds.			
Deferred outflows - Pension		15,831,163	
Deferred inflows - Pension		(3,646,455)	
Net pension liability		(88,098,336)	
Total		(88,098,336)	(75,913,628)
Long-term liabilities, including bonds payable, are not due and payable in the current period and therefore are not reported in the funds.			
General obligation bonds		(10,945,000)	
Capital lease obligation		(371,284)	
Compensated absences payable		(5,118,964)	
Total		(16,435,248)	(16,435,248)
<b>Net position (deficit) of governmental activities</b>		<b>\$</b>	<b>(42,196,056)</b>

SEE ACCOMPANYING NOTES TO THE BASIC FINANCIAL STATEMENTS

**BRECKSVILLE-BROADVIEW HEIGHTS CITY SCHOOL DISTRICT  
CUYAHOGA COUNTY, OHIO**

STATEMENT OF REVENUES, EXPENDITURES AND CHANGES IN FUND BALANCES  
GOVERNMENTAL FUNDS  
FOR THE FISCAL YEAR ENDED JUNE 30, 2017

	<u>General</u>	<u>Bond Retirement</u>	<u>Nonmajor Governmental Funds</u>	<u>Total Governmental Funds</u>
<b>Revenues:</b>				
From local sources:				
Property taxes . . . . .	\$ 29,987,615	\$ 2,042,502	\$ 1,395,493	\$ 33,425,610
Payment in lieu of taxes . . . . .	90,912	118	79	91,109
Tuition. . . . .	694,779	-	530,190	1,224,969
Transportation fees. . . . .	26,583	-	-	26,583
Earnings on investments . . . . .	114,092	-	6,122	120,214
Charges for services . . . . .	-	-	1,132,997	1,132,997
Extracurricular. . . . .	908,052	-	499,113	1,407,165
Classroom materials and fees . . . . .	293,213	-	-	293,213
Rental income . . . . .	35,097	-	-	35,097
Contributions and donations . . . . .	26,062	-	203,026	229,088
Contract services. . . . .	12,964	-	-	12,964
Other local revenues . . . . .	14,070	-	47,930	62,000
Intergovernmental - intermediate . . . . .	-	-	9,800	9,800
Intergovernmental - state . . . . .	10,917,227	295,286	673,088	11,885,601
Intergovernmental - federal . . . . .	297,726	-	1,557,312	1,855,038
Total revenues . . . . .	<u>43,418,392</u>	<u>2,337,906</u>	<u>6,055,150</u>	<u>51,811,448</u>
<b>Expenditures:</b>				
Current:				
Instruction:				
Regular. . . . .	20,255,759	-	1,088,849	21,344,608
Special . . . . .	7,285,520	-	252,336	7,537,856
Vocational . . . . .	116,055	-	-	116,055
Other . . . . .	1,119,365	-	-	1,119,365
Support services:				
Pupil . . . . .	2,771,841	-	399,238	3,171,079
Instructional staff . . . . .	1,621,641	-	35,563	1,657,204
Board of education . . . . .	92,310	-	-	92,310
Administration . . . . .	3,052,885	-	552	3,053,437
Fiscal . . . . .	1,145,469	-	-	1,145,469
Business. . . . .	434,257	-	19,915	454,172
Operations and maintenance . . . . .	3,637,233	-	-	3,637,233
Pupil transportation . . . . .	2,846,326	-	224,675	3,071,001
Central . . . . .	236,124	-	11,517	247,641
Operation of non-instructional services:				
Food service operations. . . . .	-	-	1,482,340	1,482,340
Child care operations. . . . .	-	-	473,279	473,279
Other non-instructional services . . . . .	3,000	-	685,433	688,433
Extracurricular activities . . . . .	851,843	-	502,045	1,353,888
Facilities acquisition and construction. . . . .	-	-	776,663	776,663
Capital outlay . . . . .	371,284	-	-	371,284
Debt service:				
Principal retirement. . . . .	39,729	2,275,000	-	2,314,729
Interest and fiscal charges . . . . .	1,333	268,590	-	269,923
Total expenditures . . . . .	<u>45,881,974</u>	<u>2,543,590</u>	<u>5,952,405</u>	<u>54,377,969</u>
Excess of revenues over (under) expenditures . . . . .	<u>(2,463,582)</u>	<u>(205,684)</u>	<u>102,745</u>	<u>(2,566,521)</u>
<b>Other financing sources (uses):</b>				
Transfers in. . . . .	-	233,100	50,000	283,100
Transfers (out) . . . . .	(283,100)	-	-	(283,100)
Capital lease transaction . . . . .	371,284	-	-	371,284
Total other financing sources (uses) . . . . .	<u>88,184</u>	<u>233,100</u>	<u>50,000</u>	<u>371,284</u>
Net change in fund balances . . . . .	(2,375,398)	27,416	152,745	(2,195,237)
<b>Fund balances at beginning of year. . . . .</b>	<u>15,399,458</u>	<u>4,157,806</u>	<u>2,858,002</u>	<u>22,415,266</u>
<b>Fund balances at end of year. . . . .</b>	<u>\$ 13,024,060</u>	<u>\$ 4,185,222</u>	<u>\$ 3,010,747</u>	<u>\$ 20,220,029</u>

SEE ACCOMPANYING NOTES TO THE BASIC FINANCIAL STATEMENTS

**BRECKSVILLE-BROADVIEW HEIGHTS CITY SCHOOL DISTRICT  
CUYAHOGA COUNTY, OHIO**

RECONCILIATION OF THE STATEMENT OF REVENUES, EXPENDITURES  
AND CHANGES IN FUND BALANCES OF GOVERNMENTAL FUNDS  
TO THE STATEMENT OF ACTIVITIES  
FOR THE FISCAL YEAR ENDED JUNE 30, 2017

<b>Net change in fund balances - total governmental funds</b>	\$	(2,195,237)
<i>Amounts reported for governmental activities in the statement of activities are different because:</i>		
Governmental funds report capital outlays as expenditures. However, in the statement of activities, the cost of those assets is allocated over their estimated useful lives as depreciation expense.		
Capital asset additions	\$ 1,046,965	
Current year depreciation	(2,180,003)	
Total		(1,133,038)
Revenues in the statement of activities that do not provide current financial resources are not reported as revenues in the funds.		
Delinquent property tax revenue	581,511	
Earnings on investments	(2,255)	
Miscellaneous	(149)	
Intergovernmental revenue	71,947	
Total		651,054
Repayment of bond, note and capital lease principal is an expenditure in the governmental funds, but the repayment reduces long-term liabilities on the statement of net position. Principal payments during the year were:		
Bonds	260,000	
SWAP notes	2,015,000	
Capital leases	39,729	
Total		2,314,729
Issuance of capital leases are recorded as an other financing source in the funds; however, in the statement of activities, they are not reported as revenues as they increase liabilities on the statement of net position.		
		(371,284)
In the statement of activities, interest is accrued on outstanding bonds, whereas in governmental funds, an interest expenditure is reported when due. The following items resulted in additional interest being reported in the statement of activities:		
Decrease in accrued interest payable	11,523	
Amortization of cash flow savings	38,874	
Amortization of bond premiums	10,729	
Amortization of deferred charge on refunding	(134,048)	
Total		(72,922)
Contractually required pension contributions are reported as expenditures in governmental funds; however, the statement of activities reports these amounts as deferred outflows.		
		4,233,123
Except for amounts reported as deferred inflows/outflows, changes in the net pension liability are reported as pension expense in the statement of activities.		
		(5,510,808)
Some expenses reported in the statement of activities, such as compensated absences, do not require the use of current financial resources and therefore are not reported as expenditures in governmental funds.		
		(314,167)
<b>Change in net position of governmental activities</b>	\$	(2,398,550)

SEE ACCOMPANYING NOTES TO THE BASIC FINANCIAL STATEMENTS

**BRECKSVILLE-BROADVIEW HEIGHTS CITY SCHOOL DISTRICT  
CUYAHOGA COUNTY, OHIO**

STATEMENT OF REVENUES, EXPENDITURES AND CHANGES IN  
FUND BALANCE - BUDGET AND ACTUAL (NON-GAAP BUDGETARY BASIS)  
GENERAL FUND  
FOR THE FISCAL YEAR ENDED JUNE 30, 2017

	<u>Budgeted Amounts</u>			<b>Variance with Final Budget Positive (Negative)</b>
	<u>Original</u>	<u>Final</u>	<u>Actual</u>	
<b>Revenues:</b>				
From local sources:				
Property taxes . . . . .	\$ 32,659,328	\$ 33,697,443	\$ 33,696,596	\$ (847)
Payment in lieu of taxes. . . . .	166,579	166,579	90,912	(75,667)
Tuition. . . . .	434,596	694,891	710,443	15,552
Transportation fees. . . . .	19,429	19,429	26,107	6,678
Earnings on investments . . . . .	166,023	166,023	237,832	71,809
Extracurricular. . . . .	498,768	498,768	504,629	5,861
Classroom materials and fees . . . . .	30,971	30,971	23,333	(7,638)
Rental income . . . . .	34,498	34,498	33,114	(1,384)
Contract services. . . . .	18,151	18,151	12,964	(5,187)
Other local revenues . . . . .	14,385	14,385	11,518	(2,867)
Intergovernmental - state . . . . .	11,012,862	11,012,862	10,852,825	(160,037)
Intergovernmental - federal . . . . .	80,489	80,489	298,189	217,700
Total revenues . . . . .	<u>45,136,079</u>	<u>46,434,489</u>	<u>46,498,462</u>	<u>63,973</u>
<b>Expenditures:</b>				
Current:				
Instruction:				
Regular . . . . .	20,187,102	20,165,186	20,275,072	(109,886)
Special. . . . .	8,067,171	7,966,013	7,294,198	671,815
Vocational. . . . .	121,689	121,459	116,189	5,270
Other. . . . .	949,255	902,991	836,835	66,156
Support services:				
Pupil. . . . .	2,770,127	2,764,591	2,800,972	(36,381)
Instructional staff . . . . .	1,472,358	1,484,402	1,563,138	(78,736)
Board of education . . . . .	114,321	114,353	100,643	13,710
Administration. . . . .	3,035,197	3,036,668	3,019,858	16,810
Fiscal . . . . .	1,212,850	1,239,645	1,151,060	88,585
Business . . . . .	502,785	467,499	441,606	25,893
Operations and maintenance. . . . .	3,985,361	3,886,493	3,753,631	132,862
Pupil transportation . . . . .	3,075,065	3,026,193	2,833,541	192,652
Central. . . . .	283,602	268,926	236,719	32,207
Extracurricular activities. . . . .	812,799	812,927	879,807	(66,880)
Total expenditures . . . . .	<u>46,589,682</u>	<u>46,257,346</u>	<u>45,303,269</u>	<u>954,077</u>
Excess of revenues over (under) expenditures . . . . .	<u>(1,453,603)</u>	<u>177,143</u>	<u>1,195,193</u>	<u>1,018,050</u>
<b>Other financing sources (uses):</b>				
Refund of prior year's expenditures . . . . .	20,102	20,102	32,250	12,148
Transfers in . . . . .	7,929	7,929	-	(7,929)
Transfers (out). . . . .	(309,100)	(309,100)	(304,343)	4,757
Advances in. . . . .	40,000	40,000	40,000	-
Advances (out) . . . . .	<u>(40,000)</u>	<u>(40,000)</u>	<u>(40,000)</u>	<u>-</u>
Total other financing sources (uses) . . . . .	<u>(281,069)</u>	<u>(281,069)</u>	<u>(272,093)</u>	<u>8,976</u>
Net change in fund balance . . . . .	(1,734,672)	(103,926)	923,100	1,027,026
<b>Fund balance at beginning of year . . . . .</b>	<b>10,182,671</b>	<b>10,182,671</b>	<b>10,182,671</b>	<b>-</b>
<b>Prior year encumbrances appropriated . . . . .</b>	<b>464,977</b>	<b>464,977</b>	<b>464,977</b>	<b>-</b>
<b>Fund balance at end of year . . . . .</b>	<b>\$ 8,912,976</b>	<b>\$ 10,543,722</b>	<b>\$ 11,570,748</b>	<b>\$ 1,027,026</b>

SEE ACCOMPANYING NOTES TO THE BASIC FINANCIAL STATEMENTS

**BRECKSVILLE-BROADVIEW HEIGHTS CITY SCHOOL DISTRICT  
 CUYAHOGA COUNTY, OHIO**

STATEMENT OF FIDUCIARY ASSETS AND LIABILITIES  
 AGENCY FUND  
 JUNE 30, 2017

	<b>Agency</b>
<b>Assets:</b>	
Equity in pooled cash and investments . . . .	\$ 146,605
Receivables:	
Accounts . . . . .	3,916
Total assets. . . . .	\$ 150,521
<b>Liabilities:</b>	
Accounts payable. . . . .	\$ 200
Due to students. . . . .	150,321
Total liabilities . . . . .	\$ 150,521

SEE ACCOMPANYING NOTES TO THE BASIC FINANCIAL STATEMENTS

**BRECKSVILLE-BROADVIEW HEIGHTS CITY SCHOOL DISTRICT  
CUYAHOGA COUNTY, OHIO**

NOTES TO THE BASIC FINANCIAL STATEMENTS  
FOR THE FISCAL YEAR ENDED JUNE 30, 2017

**NOTE 1 - DESCRIPTION OF THE SCHOOL DISTRICT**

The Brecksville-Broadview Heights City School District (the "District") operates under a locally-elected Board form of government and provides educational services as authorized by State and Federal agencies. This Board controls the District's 6 instructional and 2 support facilities staffed by 170 non-certified employees and 255 certified employees to provide services to 3,735 students and other community members.

The District was established in 1883 through the consolidation of existing land areas and school districts and is organized under Article VI, Sections 2 and 3 of the Constitution of the State of Ohio. Under such laws there is no authority for a school district to have a charter or adopt local laws. The legislative power of the District is vested in the Board of Education, consisting of five members elected at-large for staggered four year terms.

The District serves an area of approximately 27 square miles. It is located in Cuyahoga County, including all of the territory of the City of Brecksville, most of the City of Broadview Heights and a small portion of the City of North Royalton.

**NOTE 2 - SUMMARY OF SIGNIFICANT ACCOUNTING POLICIES**

The financial statements of the District have been prepared in conformity with accounting principles generally accepted in the United States of America (GAAP) as applied to local governmental units. The Governmental Accounting Standards Board (GASB) is the accepted standard-setting body for establishing governmental accounting and financial reporting principles. The following are the more significant of the District's accounting policies.

**A. Reporting Entity**

A reporting entity is comprised of the primary government, component units and other organizations that are included to ensure that the basic financial statements of the District are not misleading. The primary government consists of all funds, departments, boards and agencies that are not legally separate from the District. For the District, this includes the agencies and departments that provide the following services: general operations, food service and student related activities of the District.

Component units are legally separate organizations for which the District is financially accountable. The District is financially accountable for an organization if the District appoints a voting majority of the organization's Governing Board and (1) the District is able to significantly influence the programs or services performed or provided by the organization; or (2) the District is legally entitled to or can otherwise access the organization's resources; or (3) the District is legally obligated or has otherwise assumed the responsibility to finance the deficits of, or provide financial support to, the organization; or (4) the District is obligated for the debt of the organization. Component units may also include organizations that are fiscally dependent on the District in that the District approves the budget, the issuance of debt or the levying of taxes. Certain organizations are also included as component units if the nature and significance of the relationship between the primary government and the organization is such that exclusion by the primary government would render the primary government's financial statements incomplete or misleading. Based upon the application of these criteria, the District has no component units. The basic financial statements of the reporting entity include only those of the District (the primary government).

**BRECKSVILLE-BROADVIEW HEIGHTS CITY SCHOOL DISTRICT  
CUYAHOGA COUNTY, OHIO**

NOTES TO THE BASIC FINANCIAL STATEMENTS  
FOR THE FISCAL YEAR ENDED JUNE 30, 2017

**NOTE 2 - SUMMARY OF SIGNIFICANT ACCOUNTING POLICIES - (Continued)**

The following entities which perform activities within the District's boundaries for the benefit of its residents are excluded from the accompanying financial statements because the District is not financially accountable for these entities nor are they fiscally dependent on the District.

*Cities of Brecksville and Broadview Heights* - The city governments of Brecksville and Broadview Heights are each a separate body politic and corporate. Each city elects a mayor and council independent of any District relationships and administer the provision of traditional city services. Council acts as the taxing and budgeting authority.

*Cuyahoga County Public Library* - The Library is a distinct political subdivision of the State of Ohio governed by a board of trustees. The Board of Trustees possesses its own contracting and budgeting authority, hires and fires personnel and does not depend on the District for operational subsidies.

*Parent School Organization* - The District is not involved in budgeting or managing the association, is not responsible for any debt of the association and has no influence over the association.

The District participates in a shared risk pool and three jointly governed organizations. These organizations are presented in Notes 18 and 19 to the basic financial statements.

**B. Basis of Presentation**

The District's basic financial statements consist of government-wide statements, including a statement of net position and a statement of activities and fund financial statements which provide a more detailed level of financial information.

*Government-wide Financial Statements* - The statement of net position and the statement of activities display information about the District as a whole. These statements include the financial activities of the primary government, except for fiduciary funds. These statements usually distinguish between those activities of the District that are governmental and those that are considered business-type. However, the School District has only governmental activities; therefore, no business-type activities are presented.

The statement of net position presents the financial condition of the governmental activities of the District at fiscal year-end. The statement of activities presents a comparison between direct expenses and program revenues for each program or function of the District's governmental activities. Direct expenses are those that are specifically associated with a service, program or department and therefore clearly identifiable to a particular function. Program revenues include charges paid by the recipient of the goods or services offered by the program, grants and contributions that are restricted to meeting the operational or capital requirements of a particular program and interest earned on grants that is required to be used to support a particular program. Revenues which are not classified as program revenues are presented as general revenues of the District, with certain limited exceptions. The comparison of direct expenses with program revenues identifies the extent to which each governmental function is self-financing or draws from the general revenues of the District.

*Fund Financial Statements* - During the year, the District segregates transactions related to certain District functions or activities in separate funds in order to aid financial management and to demonstrate legal compliance. Fund financial statements are designed to present financial information of the District at this more detailed level. The focus of governmental fund financial statements is on major funds. Each major fund is presented in a separate column. Nonmajor funds are aggregated and presented in a single column. The fiduciary funds are reported by type.



**BRECKSVILLE-BROADVIEW HEIGHTS CITY SCHOOL DISTRICT  
CUYAHOGA COUNTY, OHIO**

NOTES TO THE BASIC FINANCIAL STATEMENTS  
FOR THE FISCAL YEAR ENDED JUNE 30, 2017

**NOTE 2 - SUMMARY OF SIGNIFICANT ACCOUNTING POLICIES - (Continued)**

**C. Fund Accounting**

The District uses funds to maintain its financial records during the year. A fund is defined as a fiscal and accounting entity with a self-balancing set of accounts. There are two categories of funds: governmental and fiduciary.

*GOVERNMENTAL FUNDS*

Governmental funds are those through which most governmental functions typically are financed. Governmental fund reporting focuses on the sources, uses and balances of current financial resources. Expendable assets are assigned to the various governmental funds according to the purposes for which they may or must be used. Current liabilities are assigned to the fund from which they will be paid. The difference between governmental fund assets and deferred outflows of resources and liabilities and deferred inflows of resources is reported as fund balance. The following are the District's major governmental funds:

*General fund* - The general fund is the operating fund of the District and accounts and reports for all financial resources except those required to be accounted for and reported in another fund. The general fund is available to the District for any purpose provided it is expended or transferred according to the general laws of Ohio.

*Bond retirement fund* - The bond retirement fund is used to account for and report financial resources that are restricted, committed or assigned to expenditure for principal and interest.

Other governmental funds of the District are used to account for (a) financial resources that are restricted, committed, or assigned to expenditures for capital outlays including the acquisition or construction of capital facilities and other capital assets, and (b) specific revenue sources that are restricted or committed to an expenditure for specified purposes other than debt service or capital projects.

*FIDUCIARY FUNDS*

Fiduciary fund reporting focuses on net position and changes in net position. The fiduciary fund category is split into four classifications: pension trust funds, investment trust funds, private purpose trust funds and agency funds. Trust funds are used to account for assets held by the District under a trust agreement for individuals, private organizations, or other governments and are therefore not available to support the District's own programs. The District's only fiduciary fund is an agency fund. Agency funds are custodial in nature (assets equal liabilities) and do not involve measurement of results of operations. The District's agency fund accounts for student activities.

**D. Measurement Focus**

*Government-wide Financial Statements* - The government-wide financial statements are prepared using the economic resources measurement focus. All assets and deferred outflows of resources and all liabilities and deferred inflows of resources associated with the operation of the District are included on the statement of net position. The statement of activities presents increases (e.g. revenues) and decreases (e.g. expenses) in total net position.

**BRECKSVILLE-BROADVIEW HEIGHTS CITY SCHOOL DISTRICT  
CUYAHOGA COUNTY, OHIO**

NOTES TO THE BASIC FINANCIAL STATEMENTS  
FOR THE FISCAL YEAR ENDED JUNE 30, 2017

**NOTE 2 - SUMMARY OF SIGNIFICANT ACCOUNTING POLICIES - (Continued)**

Fund Financial Statements - All governmental funds are accounted for using a flow of current financial resources measurement focus. With this measurement focus, only current assets and deferred outflows of resources and current liabilities and deferred inflows of resources generally are included on the balance sheet. The statement of revenues, expenditures and changes in fund balances reports on the sources (i.e., revenues and other financing sources) and uses (i.e., expenditures and other financing uses) of current financial resources. This approach differs from the manner in which the governmental activities of the government-wide financial statements are prepared. Governmental fund financial statements therefore include a reconciliation with brief explanations to better identify the relationship between the government-wide statements and the statements for governmental funds.

**E. Basis of Accounting**

Basis of accounting determines when transactions are recorded in the financial records and reported on the financial statements. Government-wide financial statements and statements for the fiduciary funds are prepared using the accrual basis of accounting. Governmental funds use the modified accrual basis of accounting. Differences in the accrual and the modified accrual basis of accounting arise in the recognition of revenue, in the recording of deferred inflows of resources, and in the presentation of expenses versus expenditures.

Revenues - Exchange and Non-Exchange Transactions - Revenue resulting from exchange transactions, in which each party gives and receives essentially equal value, is recorded on the accrual basis when the exchange takes place. On a modified accrual basis, revenue is recorded in the fiscal year in which the resources are measurable and become available. Available means that the resources will be collected within the current fiscal year or are expected to be collected soon enough thereafter to be used to pay liabilities of the current fiscal year. For the District, available means expected to be received within sixty days of fiscal year-end.

Nonexchange transactions, in which the District receives value without directly giving equal value in return, include property taxes, grants and entitlements. On an accrual basis, revenue from property taxes is recognized in the fiscal year for which the taxes are levied (See Note 6). Revenue from grants and entitlements is recognized in the fiscal year in which all eligibility requirements have been satisfied. Eligibility requirements include timing requirements, which specify the year when the resources are required to be used or the year when use is first permitted, matching requirements, in which the District must provide local resources to be used for a specified purpose, and expenditure requirements, in which the resources are provided to the District on a reimbursement basis. On a modified accrual basis, revenue from nonexchange transactions must also be available before it can be recognized.

Under the modified accrual basis, the following revenue sources are considered to be both measurable and available at fiscal year-end: property taxes available as an advance, interest, tuition, grants, student fees and rentals.

**BRECKSVILLE-BROADVIEW HEIGHTS CITY SCHOOL DISTRICT  
CUYAHOGA COUNTY, OHIO**

NOTES TO THE BASIC FINANCIAL STATEMENTS  
FOR THE FISCAL YEAR ENDED JUNE 30, 2017

**NOTE 2 - SUMMARY OF SIGNIFICANT ACCOUNTING POLICIES - (Continued)**

Deferred Outflows of Resources and Deferred Inflows of Resources - In addition to assets, the government-wide statement of net position will report a separate section for deferred outflows of resources. Deferred outflows of resources, represents a consumption of net position that applies to a future period and will not be recognized as an outflow of resources (expense/expenditure) until then. See Note 15 for deferred outflows of resources related the District's net pension liability. In addition, deferred outflows of resources include a deferred charge on debt refunding. A deferred charge on refunding results from the difference in the carrying value of refunded debt and its reacquisition price. This amount is deferred and amortized over the shorter of the life of the refunded or refunding debt.

In addition to liabilities, both the government-wide statement of net position and the governmental fund financial statements report a separate section for deferred inflows of resources. Deferred inflows of resources represent an acquisition of net position that applies to a future period and will not be recognized as an inflow of resources (revenue) until that time. For the District, deferred inflows of resources include property taxes and unavailable revenue. Property taxes represent amounts for which there is an enforceable legal claim as of June 30, 2017, but which were levied to finance fiscal year 2018 operations. These amounts have been recorded as a deferred inflow of resources on both the government-wide statement of net position and the governmental fund financial statements. Unavailable revenue is reported only on the governmental funds balance sheet, and represents receivables which will not be collected within the available period. For the District unavailable revenue includes, but is not limited to, delinquent property taxes and intergovernmental grants. These amounts are deferred and recognized as an inflow of resources in the period the amounts become available.

See Note 15 for deferred inflows of resources related to the District's net pension liability. This deferred inflow of resources is only reported on the government-wide statement of net position.

Expenses/Expenditures - On the accrual basis of accounting, expenses are recognized at the time they are incurred.

The measurement focus of governmental fund accounting is on decreases in net financial resources (expenditures) rather than expenses. Expenditures are generally recognized in the accounting period in which the related fund liability is incurred, if measurable. Allocations of cost, such as depreciation and amortization, are not recognized in governmental funds.

**F. Budgetary Data**

All funds, other than agency funds, are legally required to be budgeted and appropriated. The major documents prepared are the tax budget, the appropriation resolution and the certificate of estimated resources, which are prepared on the budgetary basis of accounting. The tax budget demonstrates a need for existing or increased tax rates. The certificate of estimated resources establishes a limit on the amounts that the Board of Education (the "Board") may appropriate. The appropriation resolution is the Board's authorization to spend resources and sets annual limits on expenditures plus encumbrances at a level of control selected by the Board. The legal level of control has been established by the Board of Education at the fund level. The Treasurer/CFO has been given authority to allocate board appropriations to the function and object levels within each fund.

**BRECKSVILLE-BROADVIEW HEIGHTS CITY SCHOOL DISTRICT  
CUYAHOGA COUNTY, OHIO**

NOTES TO THE BASIC FINANCIAL STATEMENTS  
FOR THE FISCAL YEAR ENDED JUNE 30, 2017

**NOTE 2 - SUMMARY OF SIGNIFICANT ACCOUNTING POLICIES - (Continued)**

The certificate of estimated resources may be amended during the year if projected increases or decreases in revenue are identified by the District Treasurer/CFO. The amounts reported as the original and final budgeted amounts in the budgetary statement reflect the amounts in the certificate when the original and final appropriations were passed by the Board.

The appropriation resolution is subject to amendment by the Board throughout the year with the restriction that appropriations may not exceed estimated resources. The amounts reported as the original budgeted amounts reflect the first appropriation for that fund that covered the entire fiscal year, including amounts automatically carried over from prior years. The amounts reported as the final budgeted amounts represent the final appropriation amounts passed by the Board during the fiscal year.

**G. Cash and Investments**

To improve cash management, all cash received by the District is pooled. Monies for all funds are maintained in this pool. Individual fund integrity is maintained through District records. Interest in the pool is presented as "equity in pooled cash and investments" on the financial statements.

During fiscal year 2017, investments were limited to Federal Home Loan Bank (FHLB) securities, Federal Home Loan Mortgage Corporation (FHLMC) securities, Federal National Mortgage Association (FNMA) securities, Federal Farm Credit Bank (FFCB) securities, commercial paper, negotiable certificates of deposit (negotiable CDs), U.S. government money market mutual funds, and investments in the State Treasury Asset Reserve of Ohio (STAR Ohio). Except for investments in STAR Ohio, the District measures investments at fair value which is based on quoted market prices.

During fiscal year 2017, the District invested in STAR Ohio. STAR Ohio (the State Treasury Asset Reserve of Ohio), is an investment pool managed by the State Treasurer's Office which allows governments within the State to pool their funds for investment purposes. STAR Ohio is not registered with the SEC as an investment company, but has adopted Governmental Accounting Standards Board (GASB), Statement No. 79, "Certain External Investment Pools and Pool Participants." The District measures its investment in STAR Ohio at the net asset value (NAV) per share provided by STAR Ohio. The NAV per share is calculated on an amortized cost basis that provides an NAV per share that approximates fair value.

For fiscal year 2017, there were no limitations or restrictions on any participant withdrawals due to redemption notice periods, liquidity fees, or redemption gates. However, notice must be given 24 hours in advance of all deposits and withdrawals exceeding \$25 million. STAR Ohio reserves the right to limit the transaction to \$50 million, requiring the excess amount to be transacted the following business day(s), but only to the \$50 million limit. All accounts of the participant will be combined for these purposes.

Following Ohio statutes, the Board of Education has, by resolution, identified the funds to receive an allocation of interest. Interest revenue credited to the general fund during fiscal year 2017 amounted to \$114,092, which includes \$75,864 assigned from other District funds.

Investments of the cash management pool and investments with a maturity of three months or less at the time they are purchased by the District are considered to be cash equivalents. Investments with an original maturity of more than three months that are not made from the cash management pool are reported as investments.

An analysis of the District's investment account at fiscal year-end is provided in Note 4.

**BRECKSVILLE-BROADVIEW HEIGHTS CITY SCHOOL DISTRICT  
CUYAHOGA COUNTY, OHIO**

NOTES TO THE BASIC FINANCIAL STATEMENTS  
FOR THE FISCAL YEAR ENDED JUNE 30, 2017

**NOTE 2 - SUMMARY OF SIGNIFICANT ACCOUNTING POLICIES - (Continued)**

**H. Inventory**

On government-wide and fund financial statements, purchased inventories are presented at the lower of cost or market and donated commodities are presented at their entitlement value. Inventories are recorded on a first-in, first-out basis and are expensed when used. Inventories are accounted for using the consumption method on the government-wide statements and the fund financial statements.

On the fund financial statements, reported material and supplies inventory is equally offset by nonspendable fund balance in the governmental funds which indicates that it does not constitute available spendable resources even though it is a component of net current assets.

Inventory consists of expendable supplies held for consumption, donated food and purchased food.

**I. Capital Assets**

The District’s only capital assets are general capital assets. General capital assets result from expenditures in the governmental funds. These assets are reported in the governmental activities column of the government-wide statement of net position but are not reported in the fund financial statements.

All capital assets are capitalized at cost (or estimated historical cost) and updated for additions and retirements during the year. The District was able to estimate the historical cost for the initial reporting of assets by backtrending (i.e., estimating the current replacement cost of the asset to be capitalized and using an appropriate price-level index to deflate the cost to the acquisition year or estimated acquisition year.) Donated capital assets are recorded at their acquisition values as of the date received. The District maintains a capitalization threshold of one thousand dollars. The District does not possess any infrastructure. Improvements are capitalized; the costs of normal maintenance and repairs that do not add to the value of the asset or materially extend an asset’s life are not.

All reported capital assets except land are depreciated. Improvements are depreciated over the remaining useful lives of the related capital assets. Depreciation is computed using the straight-line method over the following useful lives:

Description	Governmental Activities <u>Estimated Lives</u>
Buildings and Improvements	15 - 40 Years
Furniture and Equipment	5 - 20 Years
Vehicles	5 - 10 Years
Textbooks	8 Years

**BRECKSVILLE-BROADVIEW HEIGHTS CITY SCHOOL DISTRICT  
CUYAHOGA COUNTY, OHIO**

NOTES TO THE BASIC FINANCIAL STATEMENTS  
FOR THE FISCAL YEAR ENDED JUNE 30, 2017

**NOTE 2 - SUMMARY OF SIGNIFICANT ACCOUNTING POLICIES - (Continued)**

**J. Interfund Balances**

On fund financial statements, receivables and payables resulting from short-term interfund loans and unpaid amounts for interfund services provided and used are classified as "interfund receivables/payables." These amounts are eliminated in the governmental activities columns of the statement of net position. Interfund loans receivable/payable are summarized in Note 20.

**K. Compensated Absences**

Vacation benefits are accrued as a liability as the benefits are earned if the employees' rights to receive compensation are attributable to services already rendered and it is probable that the employer will compensate the employees for the benefits through paid time off or some other means. The District records a liability for accumulated unused vacation time when earned for all employees with more than one year of service.

Sick leave benefits are accrued as a liability using the vesting method. The liability includes the employees who are currently eligible to receive termination benefits and those the District has identified as probable of receiving payment in the future. The amount is based on accumulated sick leave and employees' wage rates at fiscal year end, taking into consideration any limits specified in the District's termination policy. The District records a liability for accumulated unused sick leave for administrators and classified staff after five years of service and teachers after ten years of service.

The entire compensated absence liability is reported on the government-wide financial statements.

For governmental fund financial statements, compensated absences are recognized as liabilities and expenditures as payments come due each period upon the occurrence of employee resignations and retirements.

**L. Accrued Liabilities and Long-term Obligations**

All payables, accrued liabilities and long-term obligations are reported in the government-wide financial statements.

In general, governmental fund payables and accrued liabilities that, once incurred, are paid in a timely manner and in full from current financial resources, are reported as obligations of the funds. However, compensated absences and special termination benefits are reported as a liability in the fund financial statements only to the extent that they are due for payment during the current year. Bonds, notes and capital leases are recognized as a liability on the fund financial statements when due.

**BRECKSVILLE-BROADVIEW HEIGHTS CITY SCHOOL DISTRICT  
CUYAHOGA COUNTY, OHIO**

NOTES TO THE BASIC FINANCIAL STATEMENTS  
FOR THE FISCAL YEAR ENDED JUNE 30, 2017

**NOTE 2 - SUMMARY OF SIGNIFICANT ACCOUNTING POLICIES - (Continued)**

**M. Net Position**

Net position represents the difference between assets and deferred outflows and liabilities and deferred inflows. The net position component “net investment in capital assets,” consists of capital assets, net of accumulated depreciation, reduced by the outstanding balances of any borrowing used for the acquisition, construction or improvement of those assets. Deferred outflows of resources and deferred inflows of resources that are attributable to the acquisition, construction or improvement of those assets or related debt also should be included in this component of net position. Net position is reported as restricted when there are limitations imposed on its use either through the enabling legislation adopted by the District or through external restrictions imposed by creditors, grantors or laws or regulations of other governments.

The District applies restricted resources first when an expense is incurred for purposes for which both restricted and unrestricted net position is available.

**N. Non-Public Schools**

Within the District boundaries, there is located the Assumption School, Lawrence School and South Suburban Montessori School. Current State legislation provides for funding to these nonpublic schools. These monies are received and disbursed by the District on behalf of the nonpublic schools by the Treasurer/CFO of the District, as directed by the nonpublic schools. These transactions are reported in a nonmajor governmental fund and as a governmental activity of the District.

**O. Fund Balance**

Fund balance is divided into five classifications based primarily on the extent to which the School District is bound to observe constraints imposed upon the use of the resources in the governmental funds. The classifications are as follows:

*Nonspendable* - The nonspendable fund balance classification includes amounts that cannot be spent because they are not in spendable form or legally required to be maintained intact. The “not in spendable form” criterion includes items that are not expected to be converted to cash. It also includes the long-term amount of loans receivable.

*Restricted* - Fund balance is reported as restricted when constraints are placed on the use of resources that are either externally imposed by creditors (such as through debt covenants), grantors, contributors, or laws or regulations of other governments, or imposed by law through constitutional provisions or enabling legislation.

*Committed* - The committed fund balance classification includes amounts that can be used only for the specific purposes imposed by a formal action (resolution) of the School District Board of Education (the highest level of decision making authority). Those committed amounts cannot be used for any other purpose unless the School District Board of Education removes or changes the specified use by taking the same type of action (resolution) it employed to previously commit those amounts. Committed fund balance also incorporates contractual obligations to the extent that existing resources in the fund have been specifically committed for use in satisfying those contractual requirements.

**BRECKSVILLE-BROADVIEW HEIGHTS CITY SCHOOL DISTRICT  
CUYAHOGA COUNTY, OHIO**

NOTES TO THE BASIC FINANCIAL STATEMENTS  
FOR THE FISCAL YEAR ENDED JUNE 30, 2017

**NOTE 2 - SUMMARY OF SIGNIFICANT ACCOUNTING POLICIES - (Continued)**

*Assigned* - Amounts in the assigned fund balance classification are intended to be used by the District for specific purposes but do not meet the criteria to be classified as restricted or committed. In governmental funds other than the general fund, assigned fund balance represents the remaining amount that is not restricted or committed. These amounts are assigned by the District Board of Education. In the general fund, assigned amounts represent intended uses established by the District Board of Education or a District official delegated that authority by State statute. State statute authorizes the Treasurer/CFO to assign fund balance for purchases on order provided such amounts have been lawfully appropriated.

*Unassigned* - Unassigned fund balance is the residual classification for the general fund and includes all spendable amounts not contained in the other classifications. In other governmental funds, the unassigned classification is only used to report a deficit fund balance resulting from overspending for specific purposes for which amounts had been restricted, committed, or assigned.

The District applies restricted resources first when expenditures are incurred for purposes for which restricted and unrestricted (committed, assigned, and unassigned) fund balance is available. Similarly, within unrestricted fund balance, committed amounts are reduced first followed by assigned, and then unassigned amounts when expenditures are incurred for purposes for which amounts in any of the unrestricted fund balance classifications could be used.

**P. Interfund Activity**

Exchange transactions between funds are reported as revenues in the seller funds and as expenditures/expenses in the purchaser funds. Flows of cash or goods from one fund to another without a requirement for repayment are reported as interfund transfers. Interfund transfers are reported as other financing sources/uses in governmental funds. Repayments from funds responsible for particular expenditures/expenses to the funds that initially paid for them are not presented on the financial statements.

**Q. Issuance Costs/Bond Premiums and Discounts and Accounting Gain or Loss on Debt Refunding**

On the governmental fund financial statements, issuance costs, bond premiums, bond discounts, and deferred charges from debt refunding are recognized in the current period.

On the government-wide financial statements, issuance costs are recognized in the current period and are not amortized. Bond premiums and discounts are amortized over the term of the bonds using the straight-line method. Unamortized bond premiums are presented as an addition to the face amount of the bonds reported on the statement of net position. Unamortized bond discounts are presented as a reduction to the face amount of the bonds reported on the statement of net position. The reconciliation between the bonds face value and the amount reported on the statement of net position is presented in Note 11.

For advance refunding resulting in the defeasance of debt, the difference between the reacquisition price and the net carrying amount of the old debt is deferred and amortized as a component of interest expense. This accounting gain or loss is amortized over the remaining life of the old debt or the life of the new debt, whichever is shorter, and is presented as a deferred outflow of resources.



**BRECKSVILLE-BROADVIEW HEIGHTS CITY SCHOOL DISTRICT  
CUYAHOGA COUNTY, OHIO**

NOTES TO THE BASIC FINANCIAL STATEMENTS  
FOR THE FISCAL YEAR ENDED JUNE 30, 2017

**NOTE 2 - SUMMARY OF SIGNIFICANT ACCOUNTING POLICIES - (Continued)**

**R. Pensions**

For purposes of measuring the net pension liability, deferred outflows of resources and deferred inflows of resources related to pensions, and pension expense, information about the fiduciary net position of the pension plans and additions to/deductions from their fiduciary net position have been determined on the same basis as they are reported by the pension systems. For this purpose, benefit payments (including refunds of employee contributions) are recognized when due and payable in accordance with the benefit terms. The pension systems report investments at fair value.

**S. Extraordinary and Special Items**

Extraordinary items are transactions or events that are both unusual in nature and infrequent in occurrence. Special items are transactions or events that are within the control of the Board of Education and that are either unusual in nature or infrequent in occurrence. During fiscal year 2017, the District had no extraordinary or special items.

**T. Estimates**

The preparation of financial statements in conformity with GAAP requires management to make estimates and assumptions that affect the amounts reported in the financial statements and accompanying notes. Actual results may differ from those estimates.

**U. Fair Value Measurements**

The District categorizes its fair value measurements within the fair value hierarchy established by generally accepted accounting principles. The hierarchy is based on the valuation inputs used to measure the fair value of the asset. Level 1 inputs are quoted prices in active markets for identical assets; Level 2 inputs are significant other observable inputs; Level 3 inputs are significant unobservable inputs.

**NOTE 3 - ACCOUNTABILITY AND COMPLIANCE**

**A. Change in Accounting Principles**

For fiscal year 2017, the District has implemented GASB Statement No. 77, “*Tax Abatement Disclosures*”, GASB Statement No. 78, “*Pensions Provided Through Certain Multiple-Employer Defined Benefit Pension Plans*”, GASB Statement No. 80, “*Blending Requirements for Certain Component Units - An Amendment of GASB Statement No. 14*” and GASB Statement No. 82, “*Pension Issues - An Amendment of GASB Statements No. 67, No. 68 and No. 73*”.

GASB Statement No. 77 requires governments that enter into tax abatement agreements to disclose certain information about the agreement. GASB Statement No. 77 also requires disclosures related to tax abatement agreements that have been entered into by other governments that reduce the reporting government’s tax revenues. These disclosures were incorporated in the District’s fiscal year 2017 financial statements (see Note 21); however, there was no effect on beginning net position/fund balance.

**BRECKSVILLE-BROADVIEW HEIGHTS CITY SCHOOL DISTRICT  
CUYAHOGA COUNTY, OHIO**

NOTES TO THE BASIC FINANCIAL STATEMENTS  
FOR THE FISCAL YEAR ENDED JUNE 30, 2017

**NOTE 3 - ACCOUNTABILITY AND COMPLIANCE - (Continued)**

GASB Statement No. 78 establishes accounting and financial reporting standards for defined benefit pensions provided to the employees of state or local governmental employers through a cost-sharing multiple-employer defined benefit pension plan (cost-sharing pension plan) that meets the criteria in paragraph 4 of Statement 68 and that (a) is not a state or local governmental pension plan, (b) is used to provide defined benefit pensions both to employees of state or local governmental employers and to employees of employers that are not state or local governmental employers, and (c) has no predominant state or local governmental employer (either individually or collectively with other state or local governmental employers that provide pensions through the pension plan). The implementation of GASB Statement No. 78 did not have an effect on the financial statements of the District.

GASB Statement No. 80 improves the financial reporting by clarifying the financial statement presentation requirements for certain component units. This Statement applies to component units that are organized as not-for-profit corporations in which the primary government is the sole corporate member. The implementation of GASB Statement No. 80 did not have an effect on the financial statements of the District.

GASB Statement No. 82 addresses issues regarding (1) the presentation of payroll-related measures in required supplementary information, (2) the selection of assumptions and the treatment of deviations from the guidance in an Actuarial Standard of Practice for financial reporting purposes, and (3) the classification of payments made by employers to satisfy employee (plan member) contribution requirements. The implementation of GASB Statement No. 82 did not have an effect on the financial statements of the District.

**B. Deficit Fund Balances**

Fund balances at June 30, 2017 included the following individual fund deficits:

<u>Nonmajor funds</u>	<u>Deficit</u>
Title I	\$ 22,199
IDEA Part B - Preschool	<u>110</u>
Total	<u>\$ 22,309</u>

The general fund is liable for any deficit in these funds and provides transfers when cash is required, not when accruals occur. The deficit fund balances resulted from adjustments for accrued liabilities.

**BRECKSVILLE-BROADVIEW HEIGHTS CITY SCHOOL DISTRICT  
CUYAHOGA COUNTY, OHIO**

NOTES TO THE BASIC FINANCIAL STATEMENTS  
FOR THE FISCAL YEAR ENDED JUNE 30, 2017

**NOTE 4 - DEPOSITS AND INVESTMENTS**

State statutes classify monies held by the District into three categories.

Active deposits are public deposits necessary to meet current demands on the treasury. Such monies must be maintained either as cash in the District treasury, in commercial accounts payable or withdrawable on demand, including negotiable order of withdrawal (NOW) accounts, or in money market deposit accounts.

Inactive deposits are public deposits that the Board of Education has identified as not required for use within the current five year period of designation of depositories. Inactive deposits must either be evidenced by certificates of deposit maturing not later than the end of the current period of designation of depositories, or by savings or deposit accounts including, but not limited to, passbook accounts.

Interim deposits are deposits of interim monies. Interim monies are those monies which are not needed for immediate use, but which will be needed before the end of the current period of designation of depositories. Interim deposits must be evidenced by time certificates of deposit maturing not more than one year from the date of deposit or by savings or deposit accounts including passbook accounts.

Interim monies may be deposited or invested in the following securities:

1. United States Treasury Notes, Bills, Bonds, or any other obligation or security issued by the United States Treasury or any other obligation guaranteed as to principal and interest by the United States;
2. Bonds, notes, debentures, or any other obligations or securities issued by any federal government agency or instrumentality, including, but not limited to, the Federal National Mortgage Association, Federal Home Loan Bank, Federal Farm Credit Bank, Federal Home Loan Mortgage Corporation, Government National Mortgage Association, and Student Loan Marketing Association. All federal agency securities shall be direct issuances of federal government agencies or instrumentalities;
3. Written repurchase agreements in the securities listed above provided that the market value of the securities subject to the repurchase agreement must exceed the principal value of the agreement by at least two percent and be marked to market daily, and that the term of the agreement must not exceed thirty days;
4. Bonds and other obligations of the State of Ohio;
5. No-load money market mutual funds consisting exclusively of obligations described in items (1) and (2) above and repurchase agreements secured by such obligations, provided that investments in securities described in this division are made only through eligible institutions;
6. The State Treasurer's investment pool (STAR Ohio);
7. Certain banker's acceptance and commercial paper notes for a period not to exceed one hundred eighty days from the purchase date in an amount not to exceed twenty-five percent of the interim monies available for investment at any one time; and,
8. Under limited circumstances, corporate debt interests rated in either of the two highest classifications by at least two nationally recognized rating agencies.

**BRECKSVILLE-BROADVIEW HEIGHTS CITY SCHOOL DISTRICT  
CUYAHOGA COUNTY, OHIO**

NOTES TO THE BASIC FINANCIAL STATEMENTS  
FOR THE FISCAL YEAR ENDED JUNE 30, 2017

**NOTE 4 - DEPOSITS AND INVESTMENTS - (Continued)**

Protection of the District's deposits is provided by the Federal Deposit Insurance Corporation (FDIC), by eligible securities pledged by the financial institution as security for repayment, by surety company bonds deposited with the Treasurer/CFO by the financial institution or by a single collateral pool established by the financial institution to secure the repayment of all public monies deposited with the institution.

Investments in stripped principal or interest obligations, reverse repurchase agreements, and derivatives are prohibited. The issuance of taxable notes for the purpose of arbitrage, the use of leverage and short selling are also prohibited. An investment must mature within five years from the date of purchase unless matched to a specific obligation or debt of the District, and must be purchased with the expectation that it will be held to maturity. Investments may only be made through specified dealers and institutions. Payment for investments may be made only upon delivery of the securities representing the investments to the Treasurer or, if the securities are not represented by a certificate, upon receipt of confirmation of transfer from the custodian.

**A. Cash on Hand**

At year end, the District had \$1,450 in undeposited cash on hand which is included on the financial statements of the District as part of "equity in pooled cash and investments".

**B. Deposits with Financial Institutions**

At June 30, 2017, the carrying amount of all District deposits was \$8,060,551. Based on the criteria described in GASB Statement No. 40, "Deposits and Investment Risk Disclosures", as of June 30, 2017, \$7,897,218 of the District's bank balance of \$8,397,218 was exposed to custodial risk as discussed below, while \$500,000 was covered by the FDIC.

Custodial credit risk is the risk that, in the event of bank failure, the District's deposits may not be returned. All deposits are collateralized with eligible securities in amounts equal to at least 105% of the carrying value of the deposits. Such collateral, as permitted by the Ohio Revised Code, is held in single financial institution collateral pools at Federal Reserve Banks, or at member banks of the federal reserve system, in the name of the respective depository bank and pledged as a pool of collateral against all of the public deposits it holds or as specific collateral held at the Federal Reserve Bank in the name of the District. The District has no deposit policy for custodial credit risk beyond the requirements of State statute. Although the securities were held by the pledging institutions' trust department and all statutory requirements for the deposit of money had been followed, noncompliance with federal requirements could potentially subject the District to a successful claim by the FDIC.

**BRECKSVILLE-BROADVIEW HEIGHTS CITY SCHOOL DISTRICT  
CUYAHOGA COUNTY, OHIO**

NOTES TO THE BASIC FINANCIAL STATEMENTS  
FOR THE FISCAL YEAR ENDED JUNE 30, 2017

**NOTE 4 - DEPOSITS AND INVESTMENTS - (Continued)**

**C. Investments**

As of June 30, 2017, the District had the following investments and maturities:

Measurement/ Investment type	Measurement Value	Investment Maturities			
		6 months or less	7 to 12 months	19 to 24 months	24 to 52 months
Fair Value:					
FHLB	\$ 1,637,097	\$ -	\$ -	\$ -	\$ 1,637,097
FHLMC	2,720,952	-	-	497,775	2,223,177
FNMA	2,166,353	-	608,585	994,750	563,018
FFCB	125,064	-	-	-	125,064
Commercial Paper	1,693,773	499,585	1,194,188	-	-
Negotiable CD's	2,737,150	-	495,509	247,701	1,993,940
U.S. Government Money Market Mutual Fund	4,060	4,060	-	-	-
Amortized Cost:					
STAR Ohio	1,903	1,903	-	-	-
<b>Total</b>	<b>\$ 11,086,352</b>	<b>\$ 505,548</b>	<b>\$ 2,298,282</b>	<b>\$ 1,740,226</b>	<b>\$ 6,542,296</b>

The weighted average maturity of investments is 2.60 years.

The District's investments in U.S. Government money market mutual funds are valued using quoted market prices in active markets (Level 1 inputs). The District's investments in federal agency securities (FHLB, FHLMC, FNMA, and FFCB), commercial paper and negotiable CD's are valued using quoted prices in markets that are not considered to be active, dealer quotations or alternative pricing sources for similar assets or liabilities for which all significant inputs are observable, either directly or indirectly (Level 2 inputs).

*Interest Rate Risk:* As a means of limiting its exposure to fair value losses arising from rising interest rates and according to State law, the District's investment policy limits investment portfolio maturities to five years or less.

*Credit Risk:* Standard & Poor's has assigned STAR Ohio an AAAM money market rating. STAR Ohio must maintain the highest letter or numerical rating provided by at least one nationally recognized standard service. The federal agency securities were rated AA+ and Aaa by Standard & Poor's and Moody's Investor Services, respectively. The U.S. government money market mutual fund was rated AAAM by Standard & Poor's. The negotiable CDs are covered by the FDIC. The investments in commercial paper were rated A1 and A1+ by Standard & Poor's and P1 by Moody's. The District's investment policy does not specifically address credit risk beyond the adherence to all relevant sections of the Ohio Revised Code.

**BRECKSVILLE-BROADVIEW HEIGHTS CITY SCHOOL DISTRICT  
CUYAHOGA COUNTY, OHIO**

NOTES TO THE BASIC FINANCIAL STATEMENTS  
FOR THE FISCAL YEAR ENDED JUNE 30, 2017

**NOTE 4 - DEPOSITS AND INVESTMENTS - (Continued)**

*Custodial Credit Risk:* For an investment, custodial credit risk is the risk that, in the event of the failure of the counterparty, the District will not be able to recover the value of its investments or collateral securities that are in the possession of an outside party. The federal agency securities and commercial paper are exposed to custodial credit risk in that they are uninsured, unregistered and held by the counterparty's trust department or agent, but not in the District's name. The District has no investment policy dealing with investment custodial risk beyond the requirement in State statute that prohibits payment for investments prior to the delivery of the securities representing such investments to the treasurer or qualified trustee.

*Concentration of Credit Risk:* The District places no limit on the amount that may be invested in any one issuer. The following table includes the percentage of each investment type held by the District at June 30, 2017:

<u>Measurement/ Investment type</u>	<u>Measurement Value</u>	<u>% of Total</u>
Fair Value:		
FHLB	\$ 1,637,097	14.77
FHLMC	2,720,952	24.54
FNMA	2,166,353	19.54
FFCB	125,064	1.13
Commercial Paper	1,693,773	15.28
Negotiable CD's	2,737,150	24.68
U.S. Government Money		
Market Mutual Fund	4,060	0.04
Amortized Cost:		
STAR Ohio	1,903	0.02
Total	<u>\$ 11,086,352</u>	<u>100.00</u>

**D. Reconciliation of Cash and Investments to the Statement of Net Position**

The following is a reconciliation of cash and investments as reported in the note above to cash and cash equivalents as reported on the statement of net position as of June 30, 2017:

<u>Cash and investments per note</u>	
Carrying amount of deposits	\$ 8,060,551
Investments	11,086,352
Cash on hand	<u>1,450</u>
Total	<u>\$ 19,148,353</u>
<u>Cash and cash equivalents per statement of net position</u>	
Governmental activities	\$ 19,001,748
Agency funds	<u>146,605</u>
Total	<u>\$ 19,148,353</u>

**BRECKSVILLE-BROADVIEW HEIGHTS CITY SCHOOL DISTRICT  
CUYAHOGA COUNTY, OHIO**

**NOTES TO THE BASIC FINANCIAL STATEMENTS  
FOR THE FISCAL YEAR ENDED JUNE 30, 2017**

**NOTE 5 - RECEIVABLES**

Receivables at June 30, 2017 consisted of taxes, accounts (billings for user charged services and student fees) accrued interest and intergovernmental grants and entitlements. All receivables are considered collectible in full due to the ability to foreclose for the nonpayment of taxes, the stable condition of State programs and the current year guarantee of Federal funds.

A summary of the principal items of receivables reported on the statement of net position follows:

**Governmental activities:**

Property taxes	\$ 40,103,685
Intergovernmental	382,781
Accrued interest	25,676
Accounts	<u>299,294</u>
 Total	 <u>\$ 40,811,436</u>

Receivables have been disaggregated on the face of the basic financial statements. All receivables are expected to be collected within the subsequent year.

**NOTE 6 - PROPERTY TAXES**

Property taxes are levied and assessed on a calendar year basis while the District fiscal year runs from July through June. First half tax collections are received by the District in the second half of the fiscal year. Second half tax distributions occur in the first half of the following fiscal year.

Property taxes include amounts levied against all real property and public utility property. Real property tax revenues received in calendar year 2017 represent the collection of calendar year 2016 taxes. Real property taxes received in calendar year 2017 were levied after April 1, 2016, on the assessed values as of January 1, 2016, the lien date. Assessed values for real property taxes are established by State statute at 35 percent of appraised market value. Real property taxes are payable annually or semiannually. If paid annually, payment is due December 31; if paid semiannually, the first payment is due December 31, with the remainder payable by June 20. Under certain circumstances, State statute permits alternate payment dates to be established. Public utility property tax revenues received in calendar year 2017 represent the collection of calendar year 2016 taxes. Public utility real and personal property taxes received in calendar year 2017 became a lien on December 31, 2015, were levied after April 1, 2016, and are collected with real property taxes. Public utility real property is assessed at 35 percent of true value; public utility tangible personal property is currently assessed at varying percentages of true value.

The District receives property taxes from Cuyahoga County. The County Fiscal Officer periodically advances to the District its portion of the taxes collected. Second-half real property tax payments collected by the County by June 30, 2017, are available to finance fiscal year 2017 operations. The amount available as an advance at June 30, 2017 was \$5,585,009 in the general fund, \$412,840 in the bond retirement fund and \$278,766 in the permanent improvement fund (a nonmajor governmental fund). This amount is recorded as revenue. The amount available for advance at June 30, 2016 was \$9,231,989 in the general fund, \$681,764 in the bond retirement fund and \$460,868 in the permanent improvement fund (a nonmajor governmental fund). The amount of second-half real property taxes available for advance at fiscal year-end can vary based on the date the tax bills are sent.

**BRECKSVILLE-BROADVIEW HEIGHTS CITY SCHOOL DISTRICT  
CUYAHOGA COUNTY, OHIO**

NOTES TO THE BASIC FINANCIAL STATEMENTS  
FOR THE FISCAL YEAR ENDED JUNE 30, 2017

**NOTE 6 - PROPERTY TAXES - (Continued)**

Accrued property taxes receivable includes real property, public utility property and delinquent tangible personal property taxes which are measurable as of June 30, 2017 and for which there is an enforceable legal claim. Although total property tax collections for the next fiscal year are measurable, only the amount of real property taxes available as an advance at June 30 was levied to finance current fiscal year operations and is reported as revenue at fiscal year-end. The portion of the receivable not levied to finance current fiscal year operations is offset by a credit to deferred inflows.

On the accrual basis of accounting, collectible delinquent property taxes have been recorded as a receivable and revenue, while on a modified accrual basis of accounting the revenue has been reported as a deferred inflow.

The assessed values upon which the fiscal year 2017 taxes were collected are:

	2016 Second Half Collections		2017 First Half Collections	
	<u>Amount</u>	<u>Percent</u>	<u>Amount</u>	<u>Percent</u>
Agricultural/residential and other real estate	\$ 985,094,670	97.31	\$ 995,433,070	97.23
Public utility personal	<u>27,201,890</u>	<u>2.69</u>	<u>28,321,160</u>	<u>2.77</u>
Total	<u>\$ 1,012,296,560</u>	<u>100.00</u>	<u>\$ 1,023,754,230</u>	<u>100.00</u>
Tax rate per \$1,000 of assessed valuation	\$ 77.00		\$ 77.00	

**NOTE 7 - BUDGETARY BASIS OF ACCOUNTING**

While reporting financial position, results of operations, and changes in fund balance on the basis of generally accepted accounting principles (GAAP), the budgetary basis as provided by law is based upon accounting for certain transactions on a basis of cash receipts and disbursements.

The statement of revenue, expenditures and changes in fund balance - budget and actual (non-GAAP budgetary basis) presented for the general fund is presented on the budgetary basis to provide a meaningful comparison of actual results with the budget. The major differences between the budget basis and the GAAP basis are that:

- (a) Revenues and other financing sources are recorded when received in cash (budget basis) as opposed to when susceptible to accrual (GAAP basis);
- (b) Expenditures and other financing uses are recorded when paid in cash (budget basis) as opposed to when the liability is incurred (GAAP basis);
- (c) In order to determine compliance with Ohio law, and to reserve that portion of the applicable appropriation, total outstanding encumbrances (budget basis) are recorded as the equivalent of an expenditure, as opposed to assigned or committed fund balance for that portion of outstanding encumbrances not already recognized as an account payable (GAAP basis);



**BRECKSVILLE-BROADVIEW HEIGHTS CITY SCHOOL DISTRICT  
CUYAHOGA COUNTY, OHIO**

NOTES TO THE BASIC FINANCIAL STATEMENTS  
FOR THE FISCAL YEAR ENDED JUNE 30, 2017

**NOTE 7 - BUDGETARY BASIS OF ACCOUNTING - (Continued)**

- (d) Advances-in and advances-out are operating transactions (budget basis) as opposed to balance sheet transactions (GAAP basis); and,
- (e) Some funds are included in the general fund (GAAP basis), but have separate legally adopted budgets (budget basis).

The adjustments necessary to convert the results of operations for the year on the budget basis to the GAAP basis for the general fund is as follows:

**Net Change in Fund Balance**

	<u>General fund</u>
Budget basis	\$ 923,100
Net adjustment for revenue accruals	(3,778,635)
Net adjustment for expenditure accruals	(154,899)
Net adjustment for other sources/uses	339,034
Funds budgeted elsewhere **	10,843
Adjustment for encumbrances	285,159
GAAP basis	\$ (2,375,398)

\*\* The uniform school supplies fund, the rotary fund and the public school support fund are legally budgeted as separate special revenue funds; however, they are considered part of the general fund on a GAAP basis.

**NOTE 8 - OTHER COMMITMENTS**

The District utilizes encumbrance accounting as part of its budgetary controls. Encumbrances outstanding at year end may be reported as part of restricted, committed, or assigned classifications of fund balance. At year end, the District's commitments for encumbrances in the governmental funds were as follows:

	<u>Year-End Encumbrances</u>
<u>Fund</u>	
General fund	\$ 268,444
Nonmajor governmental funds	415,593
Total	\$ 684,037

**BRECKSVILLE-BROADVIEW HEIGHTS CITY SCHOOL DISTRICT  
CUYAHOGA COUNTY, OHIO**

NOTES TO THE BASIC FINANCIAL STATEMENTS  
FOR THE FISCAL YEAR ENDED JUNE 30, 2017

**NOTE 9 - CAPITAL LEASE**

During fiscal year 2017 and in a prior fiscal year, the District entered into capital lease agreements for copiers. These leases meet the criteria of a capital lease as defined by GASB, which defines a capital lease generally as one which transfers benefits and risks of ownership to the lessee at the conclusion of the lease term.

Capital lease payments have been reclassified and are reflected as debt service expenditures in the statement of revenues, expenditures and changes in fund balances - general fund. These expenditures are reflected as program/function expenditures on a budgetary basis. Capital assets acquired by lease have been capitalized in the amount of \$547,666, which represents the present value of the future minimum lease payments at the time of acquisition. Accumulated depreciation as of June 30, 2017 was \$110,239 leaving a current book value of \$437,427.

A corresponding liability was recorded in the statement of net position. Principal payments in the 2017 fiscal year totaled \$39,729. This amount is reflected as debt service principal retirement in the general fund and as a reduction to the long-term liabilities reported on the statement of net position. The following is a schedule of the future long-term minimum lease payments required under the capital leases and the present value of the minimum lease payments as of June 30, 2017:

Fiscal Year Ending June 30,	Amount
2018	\$ 81,942
2019	81,942
2020	81,942
2021	81,942
2022	81,942
Total minimum lease payments	409,710
Less: amount representing interest	(38,426)
Total	\$ 371,284

**BRECKSVILLE-BROADVIEW HEIGHTS CITY SCHOOL DISTRICT  
CUYAHOGA COUNTY, OHIO**

NOTES TO THE BASIC FINANCIAL STATEMENTS  
FOR THE FISCAL YEAR ENDED JUNE 30, 2017

**NOTE 10 - CAPITAL ASSETS**

Capital asset activity for the fiscal year ended June 30, 2017, was as follows:

	<u>Balance</u> <u>07/01/16</u>	<u>Additions</u>	<u>Deductions</u>	<u>Balance</u> <u>06/30/17</u>
<b>Governmental activities:</b>				
<i>Capital assets, not being depreciated:</i>				
Land	\$ 3,088,833	\$ -	\$ -	\$ 3,088,833
Total capital assets, not being depreciated	<u>3,088,833</u>	<u>-</u>	<u>-</u>	<u>3,088,833</u>
<i>Capital assets, being depreciated:</i>				
Buildings and improvements	51,602,699	437,259	-	52,039,958
Furniture and equipment	10,002,961	499,796	-	10,502,757
Vehicles	4,233,351	109,910	-	4,343,261
Textbooks	2,879,876	-	-	2,879,876
Total capital assets, being depreciated	<u>68,718,887</u>	<u>1,046,965</u>	<u>-</u>	<u>69,765,852</u>
<i>Less: accumulated depreciation:</i>				
Buildings and improvements	(29,020,271)	(1,471,515)	-	(30,491,786)
Furniture and equipment	(9,172,019)	(262,252)	-	(9,434,271)
Vehicles	(2,200,819)	(347,357)	-	(2,548,176)
Textbooks	(2,716,389)	(98,879)	-	(2,815,268)
Total accumulated depreciation	<u>(43,109,498)</u>	<u>(2,180,003)</u>	<u>-</u>	<u>(45,289,501)</u>
Governmental activities capital assets, net	<u>\$ 28,698,222</u>	<u>\$ (1,133,038)</u>	<u>\$ -</u>	<u>\$ 27,565,184</u>

Depreciation expense was charged to governmental functions as follows:

Instruction:

Regular	\$ 1,591,570
Special	5,024
Vocational	388

Support services:

Pupil	36,543
Instructional staff	2,710
Administration	1,622
Fiscal	1,552
Business	44,753
Operations and maintenance	106,179
Pupil transportation	309,160

Operation of non-instructional services:

Food service operations	30,092
Other non-instructional services	2,417

Extracurricular activities 47,993

Total depreciation expense \$ 2,180,003

**BRECKSVILLE-BROADVIEW HEIGHTS CITY SCHOOL DISTRICT  
CUYAHOGA COUNTY, OHIO**

NOTES TO THE BASIC FINANCIAL STATEMENTS  
FOR THE FISCAL YEAR ENDED JUNE 30, 2017

**NOTE 11 - LONG-TERM OBLIGATIONS**

The changes in the District's long-term obligations during the year consist of the following:

	<u>Balance</u> <u>07/01/16</u>	<u>Increase</u>	<u>Decrease</u>	<u>Balance</u> <u>06/30/17</u>	<u>Amount</u> <u>Due in</u> <u>One Year</u>
<b><u>Governmental Activities:</u></b>					
General Obligation Bonds					
2013 School Improvement Refunding Bonds					
Serial Bonds	\$ 10,330,000	\$ -	\$ (50,000)	\$ 10,280,000	\$ 2,105,000
2013 Energy Conservation Bonds					
Serial Bonds	875,000	-	(210,000)	665,000	215,000
Premium on Bonds	36,657	-	(10,729)	25,928	-
Total General Obligation Bonds	<u>11,241,657</u>	<u>-</u>	<u>(270,729)</u>	<u>10,970,928</u>	<u>2,320,000</u>
Refunding Notes					
2006 High School Refunding Notes					
Cash Flow Savings	2,015,000	-	(2,015,000)	-	-
	<u>38,874</u>	<u>-</u>	<u>(38,874)</u>	<u>-</u>	<u>-</u>
Total Refunding Notes	<u>2,053,874</u>	<u>-</u>	<u>(2,053,874)</u>	<u>-</u>	<u>-</u>
Net Pension Liability					
STRS	59,415,861	10,260,833	-	69,676,694	
SERS	14,882,208	3,539,434	-	18,421,642	
Total Net Pension Liability	<u>74,298,069</u>	<u>13,800,267</u>	<u>-</u>	<u>88,098,336</u>	<u>-</u>
Other Long-Term Obligations					
Capital Leases Payable	39,729	371,284	(39,729)	371,284	80,721
Compensated Absences Payable	5,046,959	707,976	(408,534)	5,346,401	371,994
Cash Flow Hedging Derivative Instrument	46,950	-	(46,950)	-	-
Total Other Long-Term Obligations	<u>5,133,638</u>	<u>1,079,260</u>	<u>(495,213)</u>	<u>5,717,685</u>	<u>452,715</u>
Total Governmental Activities	<u>\$ 92,727,238</u>	<u>\$ 14,879,527</u>	<u>\$ (2,819,816)</u>	<u>\$ 104,786,949</u>	<u>\$ 2,772,715</u>

Compensated absences will be paid from the general fund and the following nonmajor governmental funds: the food service fund, the child care fund, the IDEA-B fund and the Title I fund.

See Note 15 for further information on the District's net pension liability. The District pays obligations related to employee compensation from the fund benefitting from their service.

See Note 9 for detail on the District's capital lease obligations.

**Series 2013 Refunding Bonds**

On May 7, 2013, the District issued \$10,480,000 in Series A school improvement refunding bonds in order to refund a portion of the Series 2006 high school refunding bonds in order to take advantage of lower interest rates. The Series 2013 refunding bonds bear interest rates ranging from 1.221% to 2.318% and mature on December 1, 2021. These bonds are paid from the bond retirement fund.

**BRECKSVILLE-BROADVIEW HEIGHTS CITY SCHOOL DISTRICT  
CUYAHOGA COUNTY, OHIO**

NOTES TO THE BASIC FINANCIAL STATEMENTS  
FOR THE FISCAL YEAR ENDED JUNE 30, 2017

**NOTE 11 - LONG-TERM OBLIGATIONS - (Continued)**

The District deposited \$12,177,798 in an irrevocable trust with an escrow agent to provide for all future debt payments on the refunded Series 2006 high school refunding bonds. As a result, \$11,195,000 of these bonds were considered defeased and the liability has been removed from the basic financial statements. As of June 30, 2016, the outstanding amount of the refunded Series 2006 high school bonds is \$11,195,000.

The reacquisition price (payment to the refunded bond escrow agent) exceeded the net carrying amount (par value of the bonds less unamortized deferred charges) of the old debt by \$1,033,690. This amount is being netted against the new debt and amortized over the remaining life of the refunded debt, which is equal to the life of the new debt issued.

Series 2013 Energy Conservation Bonds

On May 7, 2013, the District issued \$1,280,000 in Series B energy conservation improvement bonds for the purpose of paying costs of installations, modifications, and remodeling of school buildings to conserve energy. These bonds are paid from the bond retirement fund and will mature in December 2019.

Series 2006 High School Refunding Notes

On October 16, 2006, the District issued \$8,920,000 in school improvement refunding notes to refund a portion of the high school general obligation issues in order to take advantage of lower interest rates. These notes are paid from the bond retirement fund and matured in December 2016.

In April 2004, the District entered into an agreement to issue and sell to Bank One NA variable interest rate notes dated October 2, 2006, in the amount of \$8,920,000. The District decided to enter into the agreement based upon the net present value savings of 6.17 percent which fell within the 3 percent to 7 percent pre-determined savings criteria. The District also analyzed the bond market at the time and determined the agreement to be economically feasible. On October 16, 2006, the District issued and sold variable interest rate notes in the amount of \$8,920,000 to Bank One NA. The notes have scheduled maturities which began on December 1, 2012 and ended December 1, 2016. The notes have a variable interest rate of .65 multiplied times the sum of the one-month London Interbank Offered Rate (LIBOR) plus .90. Proceeds of the notes were used to refund \$8,920,000 of the Series 1996 bonds.

In April 2004, the District and Bank One also agreed to enter into an interest rate swap agreement. This cash flow hedging derivative instrument is a pay-fixed swap (swap) reported in the governmental activities. Bank One agreed to pay interest at a variable rate on a notional amount equal to the unpaid principal amount of the notes and the District agreed to pay interest on the notional amount at a fixed rate equal to the rate of the refunded 1996 bonds. The District received an upfront payment from Bank One, NA of \$648,100 representing the present value of the debt service savings to be achieved through the refunding based on a notional amount of \$8,920,000. This upfront payment is being amortized using the straight line method over the life of the notes. The swap terminated on December 1, 2016.

The objective of the interest rate swap transaction with the Bank was to hedge the exposure of the District against interest rate fluctuations arising from the variable rates borne by those Bond Anticipation Notes. Under the swap agreement, the District was the fixed rate payer, paying 6.5 percent on the 2006 Refunding Notes. The counterparty, the Bank, is the floating rate payer, paying the actual variable rate borne by the notes. The floating rate is determined in accordance with the one-month LIBOR Index. The floating rate is calculated as .65 multiplied times the sum of the one-month London Interbank Offered Rate (LIBOR) plus .90.

**BRECKSVILLE-BROADVIEW HEIGHTS CITY SCHOOL DISTRICT  
CUYAHOGA COUNTY, OHIO**

NOTES TO THE BASIC FINANCIAL STATEMENTS  
FOR THE FISCAL YEAR ENDED JUNE 30, 2017

**NOTE 11 - LONG-TERM OBLIGATIONS - (Continued)**

Both the note rate and the LIBOR Index are known and reset monthly and payable semiannually on June 1 and December 1. Additionally, the notional amount of the swap is equal to the par amount of the Refunding Notes and both matured on December 1, 2016.

Future Debt Service Requirements

Principal and interest requirements to retire general obligation bonds outstanding at June 30, 2017 are as follows:

General Obligation Bonds			
Fiscal Year Ending June 30,	Principal	Interest	Total
2018	\$ 2,320,000	\$ 183,376	\$ 2,503,376
2019	2,345,000	147,839	2,492,839
2020	2,395,000	106,125	2,501,125
2021	2,200,000	61,465	2,261,465
2022	1,685,000	19,529	1,704,529
Total	\$ 10,945,000	\$ 518,334	\$ 11,463,334

Legal Debt Margin

The Ohio Revised Code provides that voted net general obligation debt of the District shall never exceed 9% of the total assessed valuation of the District. The code further provides that unvoted indebtedness shall not exceed 1/10 of 1% of the property valuation of the District. The code additionally states that unvoted indebtedness related to energy conservation debt shall not exceed 9/10 of 1% of the property valuation of the District. The assessed valuation used in determining the District’s legal debt margin has been modified by House Bill 530 which became effective March 30, 2006. In accordance with House Bill 530, the assessed valuation used in the District’s legal debt margin calculation excluded tangible personal property used in business, telephone or telegraph property, interexchange telecommunications company property, and personal property owned or leased by a railroad company and used in railroad operations. The effects of these debt limitations at June 30, 2017, are a voted debt margin of \$85,378,103, including available funds of \$4,185,222, and an unvoted debt margin of \$1,023,754.

**NOTE 12 - SET-ASIDES**

The District is required by State law to annually set-aside certain general fund revenue amounts, as defined by statutory formula, for the acquisition and construction of capital improvements. Amounts not spent by the end of the fiscal year or offset by similarly restricted resources received during the year must be held in cash at fiscal year-end. This amount must be carried forward to be used for the same purpose in future years. Expenditures exceeding the set-aside requirement may not be carried forward to the next fiscal year.

**BRECKSVILLE-BROADVIEW HEIGHTS CITY SCHOOL DISTRICT  
CUYAHOGA COUNTY, OHIO**

NOTES TO THE BASIC FINANCIAL STATEMENTS  
FOR THE FISCAL YEAR ENDED JUNE 30, 2017

**NOTE 12 - SET-ASIDES - (Continued)**

The following cash-basis information describes the change in the fiscal year-end set-aside amount for capital improvements. Disclosure of this information is required by State statute.

	<u>Capital Improvements</u>
Set-aside balance July 1, 2016	\$ -
Current year set-aside requirement	689,663
Current year offsets	<u>(689,663)</u>
Total	<u>\$ -</u>
Balance carried forward to fiscal year 2018	<u>\$ -</u>
Set-aside balance June 30, 2017	<u>\$ -</u>

**NOTE 13 - RISK MANAGEMENT**

**A. Workers' Compensation**

For the fiscal year 2017, the District participated in a self-insured retrospective rating program administered by KKSG & Associates.

**B. Property and Liability**

The District is exposed to various risks of loss related to torts; theft of, damage to and destruction of assets; errors and omissions; injuries to employees and natural disasters. During fiscal year 2017, the District participated in the Ohio Schools' Council's insurance program through Liberty Mutual Insurance Company and Travelers Property Casualty Company of America for various types of insurance.

The District had the following coverages in place during fiscal year 2017:

Company	Type of Coverage	Coverage
Liberty Mutual Insurance	Property	\$ 149,416,195
	Commercial Umbrella Liability	10,000,000
	Inland Marine	5,920,316
	Crime	425,000
	General Liability, in aggregate	2,000,000
	General Liability, per occurrence	1,000,000
	Fleet Insurance, single limit	1,000,000
	Fleet Insurance, uninsured	1,000,000
	Employee Benefits Liability, limit	1,000,000
	Employee Benefits Liability, aggregate	3,000,000
Travelers Property Casualty Co.	Boiler and Machinery	58,000,000

**BRECKSVILLE-BROADVIEW HEIGHTS CITY SCHOOL DISTRICT  
CUYAHOGA COUNTY, OHIO**

**NOTES TO THE BASIC FINANCIAL STATEMENTS  
FOR THE FISCAL YEAR ENDED JUNE 30, 2017**

**NOTE 13 - RISK MANAGEMENT - (Continued)**

Settled claims have not exceeded this commercial coverage in any of the past three years and there have been no significant reductions in insurance coverage from last year.

**C. Employee Health Benefits**

For fiscal year 2017, the District was a participant in the Suburban Health Consortium (the "Consortium") to provide employee medical/surgical and prescription drug benefits. The Consortium is administered by Medical Mutual of Ohio. Payments are made to the Consortium for the monthly attachment point, monthly stop-loss premiums, and administrative charges. The entire risk of loss transfers to the Consortium upon payment of the premiums.

The District's portion of the monthly medical insurance premium is \$448.63 for single coverage and \$953.35 for family coverage for full-time employees. The District's portion of the monthly prescription drug insurance premium is \$136.41 for single coverage and \$289.86 for family coverage for fulltime employees.

Claims are paid for all participants regardless of claims flow. Upon termination, all District claims would be paid without regard to the District's account balance or the Directors have the right to hold monies for an existing school district subsequent to the settlement of all expenses and claims.

**NOTE 14 - CONTINGENCIES**

**A. Grants**

The District received financial assistance from federal and State agencies in the form of grants. The expenditure of funds received under these programs generally requires compliance with terms and conditions specified in the grant agreements and are subject to audit by the grantor agencies. Any disallowed claims resulting from such audits could become a liability of the general fund or other applicable funds. However, the effect of any such disallowed claims on the overall financial position of the District at June 30, 2017, if applicable, cannot be determined at this time.

**B. Litigation**

The District is not party to litigation that, in the opinion of management, would have a material effect on the financial condition of the District.

**C. School Foundation Funding**

School District foundation funding is based on the annualized full-time equivalent (FTE) enrollment of each student. The Ohio Department of Education (ODE) is legislatively required to adjust/reconcile funding as enrollment information is updated by schools throughout the State, which can extend past the fiscal year end. As of the date of this report, additional ODE adjustments for fiscal year 2017 are not finalized. As a result, the impact of future FTE adjustments on the fiscal year 2017 financial statements is not determinable, at this time. Management believes this may result in either an additional receivable to, or a liability of, the District.



**BRECKSVILLE-BROADVIEW HEIGHTS CITY SCHOOL DISTRICT  
CUYAHOGA COUNTY, OHIO**

NOTES TO THE BASIC FINANCIAL STATEMENTS  
FOR THE FISCAL YEAR ENDED JUNE 30, 2017

**NOTE 15 - DEFINED BENEFIT PENSION PLANS**

*Net Pension Liability*

The net pension liability reported on the statement of net position represents a liability to employees for pensions. Pensions are a component of exchange transactions—between an employer and its employees—of salaries and benefits for employee services. Pensions are provided to an employee—on a deferred-payment basis—as part of the total compensation package offered by an employer for employee services each financial period. The obligation to sacrifice resources for pensions is a present obligation because it was created as a result of employment exchanges that already have occurred.

The net pension liability represents the District's proportionate share of each pension plan's collective actuarial present value of projected benefit payments attributable to past periods of service, net of each pension plan's fiduciary net position. The net pension liability calculation is dependent on critical long-term variables, including estimated average life expectancies, earnings on investments, cost of living adjustments and others. While these estimates use the best information available, unknowable future events require adjusting this estimate annually.

The Ohio Revised Code limits the District's obligation for this liability to annually required payments. The District cannot control benefit terms or the manner in which pensions are financed; however, the District does receive the benefit of employees' services in exchange for compensation including pension.

GASB 68 assumes the liability is solely the obligation of the employer, because (1) they benefit from employee services; and (2) State statute requires all funding to come from these employers. All contributions to date have come solely from these employers (which also includes costs paid in the form of withholdings from employees). State statute requires the pension plans to amortize unfunded liabilities within 30 years. If the amortization period exceeds 30 years, each pension plan's board must propose corrective action to the State legislature. Any resulting legislative change to benefits or funding could significantly affect the net pension liability. Resulting adjustments to the net pension liability would be effective when the changes are legally enforceable.

The proportionate share of each plan's unfunded benefits is presented as a long-term *net pension liability* on the accrual basis of accounting. Any liability for the contractually-required pension contribution outstanding at the end of the year is included in *intergovernmental payable* on both the accrual and modified accrual bases of accounting.

***Plan Description - School Employees Retirement System (SERS)***

Plan Description –District non-teaching employees participate in SERS, a cost-sharing multiple-employer defined benefit pension plan administered by SERS. SERS provides retirement, disability and survivor benefits, annual cost-of-living adjustments, and death benefits to plan members and beneficiaries. Authority to establish and amend benefits is provided by Ohio Revised Code Chapter 3309. SERS issues a publicly available, stand-alone financial report that includes financial statements, required supplementary information and detailed information about SERS' fiduciary net position. That report can be obtained by visiting the SERS website at [www.ohsers.org](http://www.ohsers.org) under Employers/Audit Resources.

**BRECKSVILLE-BROADVIEW HEIGHTS CITY SCHOOL DISTRICT  
CUYAHOGA COUNTY, OHIO**

NOTES TO THE BASIC FINANCIAL STATEMENTS  
FOR THE FISCAL YEAR ENDED JUNE 30, 2017

**NOTE 15 - DEFINED BENEFIT PENSION PLANS - (Continued)**

Age and service requirements for retirement are as follows:

	Eligible to Retire on or before August 1, 2017 *	Eligible to Retire after August 1, 2017
Full Benefits	Any age with 30 years of service credit	Age 67 with 10 years of service credit; or Age 57 with 30 years of service credit
Actuarially Reduced Benefits	Age 60 with 5 years of service credit Age 55 with 25 years of service credit	Age 62 with 10 years of service credit; or Age 60 with 25 years of service credit

\* Members with 25 years of service credit as of August 1, 2017, will be included in this plan.

Annual retirement benefits are calculated based on final average salary multiplied by a percentage that varies based on year of service; 2.2 percent for the first thirty years of service and 2.5 percent for years of service credit over 30. Final average salary is the average of the highest three years of salary.

One year after an effective benefit date, a benefit recipient is entitled to a three percent cost-of-living adjustment (COLA). This same COLA is added each year to the base benefit amount on the anniversary date of the benefit.

Funding Policy – Plan members are required to contribute 10 percent of their annual covered salary and the District is required to contribute 14 percent of annual covered payroll. The contribution requirements of plan members and employers are established and may be amended by the SERS’ Retirement Board up to statutory maximum amounts of 10 percent for plan members and 14 percent for employers. The Retirement Board, acting with the advice of the actuary, allocates the employer contribution rate among four of the System’s funds (Pension Trust Fund, Death Benefit Fund, Medicare B Fund, and Health Care Fund). For the fiscal year ended June 30, 2017, the entire 14 percent was allocated to pension, death benefits, and Medicare B and no portion of the employer contribution rate was allocated to the Health Care Fund.

The District’s contractually required contribution to SERS was \$1,111,929 for fiscal year 2017. Of this amount, \$34,546 is reported as an intergovernmental payable.

***Plan Description - State Teachers Retirement System (STRS)***

Plan Description –District licensed teachers and other faculty members participate in STRS Ohio, a cost-sharing multiple-employer public employee retirement system administered by STRS. STRS provides retirement and disability benefits to members and death and survivor benefits to beneficiaries. STRS issues a stand-alone financial report that includes financial statements, required supplementary information and detailed information about STRS’ fiduciary net position. That report can be obtained by writing to STRS, 275 E. Broad St., Columbus, OH 43215-3771, by calling (888) 227-7877, or by visiting the STRS Web site at [www.strsoh.org](http://www.strsoh.org).

**BRECKSVILLE-BROADVIEW HEIGHTS CITY SCHOOL DISTRICT  
CUYAHOGA COUNTY, OHIO**

**NOTES TO THE BASIC FINANCIAL STATEMENTS  
FOR THE FISCAL YEAR ENDED JUNE 30, 2017**

**NOTE 15 - DEFINED BENEFIT PENSION PLANS - (Continued)**

New members have a choice of three retirement plans; a Defined Benefit (DB) Plan, a Defined Contribution (DC) Plan and a Combined Plan. Benefits are established by Ohio Revised Code Chapter 3307. The DB plan offers an annual retirement allowance based on final average salary multiplied by a percentage that varies based on years of service. Effective August 1, 2015, the calculation will be 2.2 percent of final average salary for the five highest years of earnings multiplied by all years of service. With certain exceptions, the basic benefit is increased each year by two percent of the original base benefit. For members retiring August 1, 2013, or later, the first two percent is paid on the fifth anniversary of the retirement benefit. Members are eligible to retire at age 60 with five years of qualifying service credit, or age 55 with 25 years of service, or 30 years of service regardless of age. Age and service requirements for retirement will increase effective August 1, 2015, and will continue to increase periodically until they reach age 60 with 35 years of service or age 65 with five years of service on August 1, 2026.

The DC Plan allows members to place all their member contributions and 9.5 percent of the 14 percent employer contributions into an investment account. Investment allocation decisions are determined by the member. The remaining 4.5 percent of the 14 percent employer rate is allocated to the defined benefit unfunded liability. A member is eligible to receive a retirement benefit at age 50 and termination of employment. The member may elect to receive a lifetime monthly annuity or a lump sum withdrawal.

The Combined Plan offers features of both the DB Plan and the DC Plan. In the Combined Plan, member contributions are allocated among investment choices by the member, and employer contributions are used to fund the defined benefit payment at a reduced level from the regular DB Plan. The defined benefit portion of the Combined Plan payment is payable to a member on or after age 60 with five years of services. The defined contribution portion of the account may be taken as a lump sum payment or converted to a lifetime monthly annuity at age 50.

New members who choose the DC plan or Combined Plan will have another opportunity to reselect a permanent plan during their fifth year of membership. Members may remain in the same plan or transfer to another STRS plan. The optional annuitization of a member's defined contribution account or the defined contribution portion of a member's Combined Plan account to a lifetime benefit results in STRS bearing the risk of investment gain or loss on the account. STRS has therefore included all three plan options as one defined benefit plan for GASB 68 reporting purposes.

A DB or Combined Plan member with five or more years of credited service who is determined to be disabled may qualify for a disability benefit. Eligible survivors of members who die before service retirement may qualify for monthly benefits. New members on or after July 1, 2013, must have at least ten years of qualifying service credit that apply for disability benefits. Members in the DC Plan who become disabled are entitled only to their account balance. If a member of the DC Plan dies before retirement benefits begin, the member's designated beneficiary is entitled to receive the member's account balance.

Funding Policy – Employer and member contribution rates are established by the State Teachers Retirement Board and limited by Chapter 3307 of the Ohio Revised Code. For the fiscal year ended June 30, 2017, plan members were required to contribute 14 percent of their annual covered salary. The District was required to contribute 14 percent; the entire 14 percent was the portion used to fund pension obligations. The fiscal year 2017 contribution rates were equal to the statutory maximum rates.

The District's contractually required contribution to STRS was \$3,121,194 for fiscal year 2017. Of this amount, \$523,796 is reported as an intergovernmental payable.

**BRECKSVILLE-BROADVIEW HEIGHTS CITY SCHOOL DISTRICT  
CUYAHOGA COUNTY, OHIO**

NOTES TO THE BASIC FINANCIAL STATEMENTS  
FOR THE FISCAL YEAR ENDED JUNE 30, 2017

**NOTE 15 - DEFINED BENEFIT PENSION PLANS - (Continued)**

*Pension Liabilities, Pension Expense, and Deferred Outflows of Resources and Deferred Inflows of Resources Related to Pensions*

The net pension liability was measured as of June 30, 2016, and the total pension liability used to calculate the net pension liability was determined by an actuarial valuation as of that date. The District's proportion of the net pension liability was based on the District's share of contributions to the pension plan relative to the contributions of all participating entities. Following is information related to the proportionate share and pension expense:

	<u>SERS</u>	<u>STRS</u>	<u>Total</u>
Proportion of the net pension liability prior measurement date	0.26081240%	0.21498607%	
Proportion of the net pension liability current measurement date	<u>0.25169350%</u>	<u>0.20815781%</u>	
Change in proportionate share	<u>-0.00911890%</u>	<u>-0.00682826%</u>	
Proportionate share of the net pension liability	\$ 18,421,642	\$ 69,676,694	\$ 88,098,336
Pension expense	\$ 1,523,531	\$ 3,987,277	\$ 5,510,808

At June 30, 2017, the District reported deferred outflows of resources and deferred inflows of resources related to pensions from the following sources:

	<u>SERS</u>	<u>STRS</u>	<u>Total</u>
<b>Deferred outflows of resources</b>			
Differences between expected and actual experience	\$ 248,467	\$ 2,815,272	\$ 3,063,739
Net difference between projected and actual earnings on pension plan investments	1,519,518	5,785,037	7,304,555
Changes of assumptions	1,229,746	-	1,229,746
District contributions subsequent to the measurement date	<u>1,111,929</u>	<u>3,121,194</u>	<u>4,233,123</u>
Total deferred outflows of resources	<u>\$ 4,109,660</u>	<u>\$ 11,721,503</u>	<u>\$ 15,831,163</u>
<b>Deferred inflows of resources</b>			
Difference between District contributions and proportionate share of contributions/change in proportionate share	<u>\$ 743,740</u>	<u>\$ 2,902,715</u>	<u>\$ 3,646,455</u>

\$4,233,123 reported as deferred outflows of resources related to pension resulting from District contributions subsequent to the measurement date will be recognized as a reduction of the net pension liability in the year ending June 30, 2018.

**BRECKSVILLE-BROADVIEW HEIGHTS CITY SCHOOL DISTRICT  
CUYAHOGA COUNTY, OHIO**

NOTES TO THE BASIC FINANCIAL STATEMENTS  
FOR THE FISCAL YEAR ENDED JUNE 30, 2017

**NOTE 15 - DEFINED BENEFIT PENSION PLANS - (Continued)**

Other amounts reported as deferred outflows of resources and deferred inflows of resources related to pension will be recognized in pension expense as follows:

Fiscal Year Ending June 30:	<u>SERS</u>	<u>STRS</u>	<u>Total</u>
2018	\$ 440,698	\$ 518,550	\$ 959,248
2019	439,605	518,549	958,154
2020	936,888	2,738,429	3,675,317
2021	<u>436,800</u>	<u>1,922,066</u>	<u>2,358,866</u>
Total	<u>\$ 2,253,991</u>	<u>\$ 5,697,594</u>	<u>\$ 7,951,585</u>

***Actuarial Assumptions - SERS***

SERS' total pension liability was determined by their actuaries in accordance with GASB Statement No. 67, as part of their annual actuarial valuation for each defined benefit retirement plan. Actuarial valuations of an ongoing plan involve estimates of the value of reported amounts (e.g., salaries, credited service) and assumptions about the probability of occurrence of events far into the future (e.g., mortality, disabilities, retirements, employment termination). Actuarially determined amounts are subject to continual review and potential modifications, as actual results are compared with past expectations and new estimates are made about the future.

Projections of benefits for financial reporting purposes are based on the substantive plan (the plan as understood by the employers and plan members) and include the types of benefits provided at the time of each valuation and the historical pattern of sharing benefit costs between the employers and plan members to that point. The projection of benefits for financial reporting purposes does not explicitly incorporate the potential effects of legal or contractual funding limitations.

Actuarial calculations reflect a long-term perspective. For a newly hired employee, actuarial calculations will take into account the employee's entire career with the employer and also take into consideration the benefits, if any, paid to the employee after termination of employment until the death of the employee and any applicable contingent annuitant. In many cases actuarial calculations reflect several decades of service with the employer and the payment of benefits after termination.

Key methods and assumptions used in calculating the total pension liability in the latest actuarial valuation, prepared as of June 30, 2016, are presented below:

Wage Inflation	3.00 percent
Future Salary Increases, including inflation	3.50 percent to 18.20 percent
COLA or Ad Hoc COLA	3 percent
Investment Rate of Return	7.50 percent net of investments expense, including inflation
Actuarial Cost Method	Entry Age Normal (level percent of payroll)

**BRECKSVILLE-BROADVIEW HEIGHTS CITY SCHOOL DISTRICT  
CUYAHOGA COUNTY, OHIO**

NOTES TO THE BASIC FINANCIAL STATEMENTS  
FOR THE FISCAL YEAR ENDED JUNE 30, 2017

**NOTE 15 - DEFINED BENEFIT PENSION PLANS - (Continued)**

For post-retirement mortality, the table used in evaluating allowances to be paid is the RP-2014 Blue Collar Mortality Table with fully generational projection and Scale BB, with 120% of male rates and 110% of female rates used. The RP-2000 Disabled Mortality Table with 90% for male rates and 100% for female rates set back five years is used for the period after disability retirement. Special mortality tables are used for the period after disability retirement.

The actuarial assumptions used in the June 30, 2016 valuation were based on the results of an experience study that was completed June 30, 2015. As a result of the actuarial experience study, the following changes of assumptions affected the total pension liability since the prior measurement date: (a) the assumed rate of inflation was reduced from 3.25% to 3.00%, (b) payroll growth assumption was reduced from 4.00% to 3.50%, (c) assumed real wage growth was reduced from 0.75% to 0.50%, (d) Rates of withdrawal, retirement and disability were updated to reflect recent experience, (e) mortality among active members was updated to RP-2014 Blue Collar Mortality Table with fully generational projection and a five year age set-back for both males and females, (f) mortality among service retired members, and beneficiaries was updated to the following RP-2014 Blue Collar Mortality Table with fully generational projection with Scale BB, 120% of male rates, and 110% of female rates and (g) mortality among disabled members was updated to RP-2000 Disabled Mortality Table, 90% for male rates and 100% for female rates, set back five years is used for the period after disability retirement.

The long-term return expectation for the Pension Plan Investments has been determined using a building-block approach and assumes a time horizon, as defined in SERS' *Statement of Investment Policy*. A forecasted rate of inflation serves as the baseline for the return expectation. Various real return premiums over the baseline inflation rate have been established for each asset class. The long-term expected nominal rate of return has been determined by calculating a weighted averaged of the expected real return premiums for each asset class, adding the projected inflation rate, and adding the expected return from rebalancing uncorrelated asset classes.

The target allocation and best estimates of arithmetic real rates of return for each major assets class are summarized in the following table:

<u>Asset Class</u>	<u>Target Allocation</u>	<u>Long-Term Expected Real Rate of Return</u>
Cash	1.00 %	0.50 %
US Equity	22.50	4.75
International Equity	22.50	7.00
Fixed Income	19.00	1.50
Private Equity	10.00	8.00
Real Assets	15.00	5.00
Multi-Asset Strategies	10.00	3.00
Total	<u>100.00 %</u>	

**BRECKSVILLE-BROADVIEW HEIGHTS CITY SCHOOL DISTRICT  
CUYAHOGA COUNTY, OHIO**

NOTES TO THE BASIC FINANCIAL STATEMENTS  
FOR THE FISCAL YEAR ENDED JUNE 30, 2017

**NOTE 15 - DEFINED BENEFIT PENSION PLANS - (Continued)**

**Discount Rate** - The total pension liability was calculated using the discount rate of 7.50 percent. The projection of cash flows used to determine the discount rate assumed the contributions from employers and from the members would be computed based on contribution requirements as stipulated by State statute. Projected inflows from investment earning were calculated using the long-term assumed investment rate of return (7.50 percent). Based on those assumptions, the plan's fiduciary net position was projected to be available to make all future benefit payments of current plan members. Therefore, the long-term expected rate of return on pension plan investments was applied to all periods of projected benefits to determine the total pension liability.

**Sensitivity of the District's Proportionate Share of the Net Pension Liability to Changes in the Discount Rate** - Net pension liability is sensitive to changes in the discount rate, and to illustrate the potential impact the following table presents the net pension liability calculated using the discount rate of 7.50 percent, as well as what each plan's net pension liability would be if it were calculated using a discount rate that is one percentage point lower (6.50 percent), or one percentage point higher (8.50 percent) than the current rate.

	1% Decrease (6.50%)	Current Discount Rate (7.50%)	1% Increase (8.50%)
District's proportionate share of the net pension liability	\$ 24,389,106	\$ 18,421,642	\$ 13,426,626

**Actuarial Assumptions - STRS**

The total pension liability in the June 30, 2016, actuarial valuation was determined using the following actuarial assumptions, applied to all periods included in the measurement:

Inflation	2.75 percent
Projected salary increases	2.75 percent at age 70 to 12.25 percent at age 20
Investment Rate of Return	7.75 percent, net of investment expenses
Cost-of-Living Adjustments (COLA)	2 percent simple applied as follows: for members retiring before August 1, 2013, 2 percent per year; for members retiring August 1, 2013, or later, 2 percent COLA paid on fifth anniversary of retirement date.

Mortality rates were based on the RP-2000 Combined Mortality Table (Projection 2022—Scale AA) for Males and Females. Males' ages are set-back two years through age 89 and no set-back for age 90 and above. Females younger than age 80 are set back four years, one year set back from age 80 through 89 and not set back from age 90 and above.

Actuarial assumptions used in the June 30, 2016, valuation are based on the results of an actuarial experience study, effective July 1, 2012.

**BRECKSVILLE-BROADVIEW HEIGHTS CITY SCHOOL DISTRICT  
CUYAHOGA COUNTY, OHIO**

NOTES TO THE BASIC FINANCIAL STATEMENTS  
FOR THE FISCAL YEAR ENDED JUNE 30, 2017

**NOTE 15 - DEFINED BENEFIT PENSION PLANS - (Continued)**

The 10 year expected real rate of return on pension plan investments was determined by STRS' investment consultant by developing best estimates of expected future real rates of return for each major asset class. The target allocation and best estimates of geometric real rates of return for each major asset class are summarized as follows:

<u>Asset Class</u>	<u>Target Allocation</u>	<u>Long Term Expected Real Rate of Return *</u>
Domestic Equity	31.00 %	8.00 %
International Equity	26.00	7.85
Alternatives	14.00	8.00
Fixed Income	18.00	3.75
Real Estate	10.00	6.75
Liquidity Reserves	1.00	3.00
 Total	 <u>100.00 %</u>	 <u>7.61 %</u>

\* 10-Year annualized geometric nominal returns, which include the real rate of return and inflation of 2.50% and does not include investment expenses. The total fund long-term expected return reflects diversification among the asset classes and therefore is not a weighted average return of the individual asset classes.

**Discount Rate** - The discount rate used to measure the total pension liability was 7.75 percent as of June 30, 2016. The projection of cash flows used to determine the discount rate assumes member and employer contributions will be made at the statutory contribution rates in accordance with rate increases described above. For this purpose, only employer contributions that are intended to fund benefits of current plan members and their beneficiaries are included. Projected employer contributions that are intended to fund the service costs of future plan members and their beneficiaries, as well as projected contributions from future plan members, are not included. Based on those assumptions, STRS' fiduciary net position was projected to be available to make all projected future benefit payments to current plan members as of June 30, 2016. Therefore, the long-term expected rate of return on pension plan investments of 7.75 percent was applied to all periods of projected benefit payment to determine the total pension liability as of June 30, 2016.

**Sensitivity of the District's Proportionate Share of the Net Pension Liability to Changes in the Discount Rate** - The following table presents the District's proportionate share of the net pension liability calculated using the current period discount rate assumption of 7.75 percent, as well as what the District's proportionate share of the net pension liability would be if it were calculated using a discount rate that is one-percentage-point lower (6.75 percent) or one-percentage-point higher (8.75 percent) than the current rate:

	<u>1% Decrease (6.75%)</u>	<u>Current Discount Rate (7.75%)</u>	<u>1% Increase (8.75%)</u>
District's proportionate share of the net pension liability	\$ 92,594,664	\$ 69,676,694	\$ 50,344,035



**BRECKSVILLE-BROADVIEW HEIGHTS CITY SCHOOL DISTRICT  
CUYAHOGA COUNTY, OHIO**

NOTES TO THE BASIC FINANCIAL STATEMENTS  
FOR THE FISCAL YEAR ENDED JUNE 30, 2017

**NOTE 15 - DEFINED BENEFIT PENSION PLANS - (Continued)**

*Changes Between Measurement Date and Report Date* - In March 2017, the STRS Board adopted certain assumption changes which will impact their annual actuarial valuation prepared as of June 30, 2017. The most significant change is a reduction in the discount rate from 7.75 percent to 7.45 percent. In April 2017, the STRS Board voted to suspend cost of living adjustments granted on or after July 1, 2017. Although the exact amount of these changes is not known, the overall decrease to District's net pension liability is expected to be significant.

**NOTE 16 - POSTEMPLOYMENT BENEFITS**

**A. School Employees Retirement System**

Health Care Plan Description - The District contributes to the SERS Health Care Fund, administered by SERS for non-certificated retirees and their beneficiaries. For GASB 45 purposes, this plan is considered a cost-sharing, multiple-employer, defined benefit other postemployment benefit (OPEB) plan. The Health Care Plan includes hospitalization and physicians' fees through several types of plans including HMO's, PPO's, Medicare Advantage, and traditional indemnity plans as well as a prescription drug program. The financial report of the Plan is included in the SERS Comprehensive Annual Financial Report which can be obtained on SERS' website at [www.ohsers.org](http://www.ohsers.org) under Employers/Audit Resources.

Access to health care for retirees and beneficiaries is permitted in accordance with Section 3309 of the Ohio Revised Code. The Health Care Fund was established and is administered in accordance with Internal Revenue Code Section 105(e). SERS' Retirement Board reserves the right to change or discontinue any health plan or program. Health care is financed through a combination of employer contributions and retiree premiums, copays and deductibles on covered health care expenses, investment returns, and any funds received as a result of SERS' participation in Medicare programs. Active employee members do not contribute to the Health Care Plan. Retirees and their beneficiaries are required to pay a health care premium that varies depending on the plan selected, number of qualified years of service, Medicare eligibility and retirement status.

Funding Policy - State statute permits SERS to fund the health care benefits through employer contributions. Each year, after the allocation for statutorily required basic benefits, the Retirement Board allocates the remainder of the employer contribution of 14 percent of covered payroll to the Health Care Fund. For fiscal year 2017, none of the employer contribution was allocated to health care. In addition, employers pay a surcharge for employees earning less than an actuarially determined minimum compensation amount, pro-rated according to service credit earned. For fiscal year 2017, this amount was \$23,500. Statutes provide that no employer shall pay a health care surcharge greater than 2 percent of that employer's SERS-covered payroll; nor may SERS collect in aggregate more than 1.5 percent of the total statewide SERS-covered payroll for the health care surcharge. For fiscal year 2017, the District's surcharge obligation was \$134,068.

The District's contributions for health care for the fiscal years ended June 30, 2017, 2016, and 2015 were \$134,068, \$124,134, and \$198,576, respectively. The fiscal year 2017 amount has been reported as an intergovernmental payable at June 30, 2017. The full amount has been contributed for fiscal years 2016 and 2015.

**BRECKSVILLE-BROADVIEW HEIGHTS CITY SCHOOL DISTRICT  
CUYAHOGA COUNTY, OHIO**

**NOTES TO THE BASIC FINANCIAL STATEMENTS  
FOR THE FISCAL YEAR ENDED JUNE 30, 2017**

**NOTE 16 - POSTEMPLOYMENT BENEFITS**

**B. State Teachers Retirement System**

Plan Description – The District participates in the cost-sharing multiple-employer defined benefit Health Plan administered by the State Teachers Retirement System of Ohio (STRS) for eligible retirees who participated in the defined benefit or combined pension plans offered by STRS. Ohio law authorizes STRS to offer this plan. Benefits include hospitalization, physicians' fees, prescription drugs and reimbursement of monthly Medicare Part B premiums. The Plan is included in the report of STRS which can be obtained by visiting [www.strsoh.org](http://www.strsoh.org) or by calling (888) 227-7877.

Funding Policy - Ohio law authorizes STRS Ohio to offer the Plan and gives the Retirement Board authority over how much, if any, of the health care costs will be absorbed by STRS Ohio. Active employee members do not contribute to the Plan. All benefit recipients pay a monthly premium. Under Ohio law, funding for post-employment health care may be deducted from employer contributions. For 2017, STRS Ohio did not allocate any employer contributions to the Health Care Stabilization Fund. None of the District's contributions were allocated to fund health care for the fiscal years ended June 30, 2017, 2016 and 2015.

**NOTE 17 - OTHER EMPLOYEE BENEFITS**

**A. Insurance Benefits**

The District provides life insurance and accidental death and dismemberment insurance in the amount of \$50,000 to full-time employees and in an amount equal to double the employee's annual salary for administrators and administrative support staff positions from Anthem Life Insurance Company through the Suburban Health Consortium.

**B. Compensated Absences**

The criteria for determining vacation and sick leave benefits are derived from negotiated agreements and State laws. Classified employees earn ten to thirty days of vacation per year, depending upon length of service. Accumulated unused vacation time is paid to classified employees upon termination of employment. Teachers do not earn vacation time. Twelve-month administrative personnel earn 20 days vacation leave and after 10 years of service, 25 days of vacation leave are earned.

Each employee earns sick leave at the rate of one and one-fourth days per month. Sick leave may be accumulated with no maximum. Upon retirement, payment is made for 28 percent of the total sick leave accumulation, up to a maximum accumulation of 88 days for certificated employees and 101 days for classified employees. An employee receiving such payment must meet the retirement provisions set by STRS or SERS. Upon retirement for administrators, payment is made for 30 percent of the total sick leave accumulation. Upon retirement for administrative support employees, payment is made for 30 percent of the total sick leave accumulation up to a maximum accumulation of 90 days.

**BRECKSVILLE-BROADVIEW HEIGHTS CITY SCHOOL DISTRICT  
CUYAHOGA COUNTY, OHIO**

**NOTES TO THE BASIC FINANCIAL STATEMENTS  
FOR THE FISCAL YEAR ENDED JUNE 30, 2017**

**NOTE 18 - PUBLIC ENTITY RISK POOL**

**Shared Risk Pool**

The Suburban Health Consortium (the "Consortium") is a shared health risk pool created on October 1, 2001, formed by the Boards of Education of several school districts in northeast Ohio, for the purposes of maximizing benefits and/or reducing costs of group health, life, dental and/or other insurance coverages for their employees and the eligible dependents and designated beneficiaries of such employees. The Consortium was formed and operates as a legally separate entity under Ohio Revised Code Section 9.833. The Board of Directors shall be the governing body of the Consortium. The Board of Education of each Consortium Member shall appoint its Superintendent or such Superintendent's designee to be its representative of the Board of Directors. The officers of the Board of Directors shall consist of a Chairman, Vice-Chairman and Recording Secretary, who shall be elected at the annual meeting of Board of Directors and serve until the next annual meeting. All of the authority of the Consortium shall be exercised by or under the direction of the Board of Directors. The Board of Directors shall also set all premiums and other amounts to be paid by the Consortium Members, and the Board of Directors shall also have the authority to waive premiums and other payments. All members of the Board of Directors shall serve without compensation.

The Fiscal Agent shall be the Board of Education responsible for administering the financial transactions of the Consortium (Orange City School District). The Fiscal Agent shall carry out the responsibilities of the Consortium Fund, enter into contracts on behalf of the Consortium as authorized by the Directors and carry out such other responsibilities as approved by the Directors and agreed to by the Fiscal Agent. Each District Member enrolled in a benefit program may require contributions from its employees toward the cost of any benefit program being offered by such District Member, and such contributions shall be included in the payments from such District Member to the Fiscal Agent for such benefit program. Contributions are to be submitted by each District Member, to the Fiscal Agent, required under the terms of the Consortium Agreement and any benefit program in which such District Member is enrolled to the Fiscal Agent on a monthly basis, or as otherwise required in accordance with any benefit program in which such District Member is enrolled. All general administrative costs incurred by the Consortium that are not covered by the premium payments shall be shared equally by the Consortium Members as approved by the Directors, and shall be paid by each Consortium Member upon receipt of notice from the Fiscal Agent that such payment is due. It is the express intention of the Consortium Members that the Consortium Agreement and the Consortium shall continue for an indefinite term, but may be terminated as provided in the Consortium Agreement. Any Consortium Member wishing to withdraw from participation in the Consortium or any benefit program shall notify the Fiscal Agent at least one hundred eighty days prior to the effective date of withdrawal.

Upon withdrawal of a Consortium Member, the Consortium shall pay the run out of all claims for such Consortium Member provided such Consortium Member has paid to the Consortium, prior to the effective date of withdrawal, a withdrawal fee in the amount equal to two months' premiums at the Consortium Member's current rate. Payment of the withdrawal fee does not extend insurance coverage for two months. Upon automatic withdrawal, for non-payment of premiums required by the Consortium Agreement, the Consortium shall pay the run out of all claims for such Consortium Member provided that the Consortium has received from such Consortium Member all outstanding and unpaid premiums and other amounts and the withdrawal fee equal to two months' premiums at the Consortium Member's current rates. Any Consortium Member which withdraws from the Consortium pursuant to the Consortium Agreement shall have no claim to the Consortium's assets. Financial information for the Consortium can be obtained from Mr. Todd Puster, Treasurer of the Orange City School District (the "Fiscal Agent") at 32000 Chagrin Blvd., Pepper Pike, Ohio 44124-5974.

**BRECKSVILLE-BROADVIEW HEIGHTS CITY SCHOOL DISTRICT  
CUYAHOGA COUNTY, OHIO**

**NOTES TO THE BASIC FINANCIAL STATEMENTS  
FOR THE FISCAL YEAR ENDED JUNE 30, 2017**

**NOTE 19 - JOINTLY GOVERNED ORGANIZATIONS**

**A. Connect**

Connect, formerly known as the North Coast Council, is a jointly governed organization serving twenty-four school districts and two educational service centers. Connect was organized pursuant to Ohio Revised Code Chapter 167 as a regional council of governments for the purpose of applying modern technology with the aid of computers and other electronic equipment to administrative and instructional functions among the member districts. Connect operates as an information technology center pursuant to ORC 3301.075. Each of the governments of these schools supports Connect based on a per pupil charge dependent upon the software packages used. The District contributed \$146,148 to Connect during fiscal year 2017. Connect is governed by a four-member Board of Directors consisting of the Superintendent of the Educational Service Center of Cuyahoga County, the Superintendent of the Educational Service Center of Lorain County, the Superintendent of the Educational Service Center of Medina County, and the Executive Director of the Ohio Schools Council. Financial information can be obtained by contacting the Treasurer at the Cuyahoga County Educational Service Center, who serves as fiscal agent, at 6393 Oak Tree Boulevard, Independence, Ohio 44131.

**B. Cuyahoga Valley Career Center**

The Cuyahoga Valley Career Center (Center), a joint vocational school district, is a distinct political subdivision of the State of Ohio operated under the direction of a Board, consisting of representatives from each participating school district's elected board, which possesses its own taxing authority. The Center's Board exercises total control over the operations of the organization including budgeting, appropriating, contracting and designating management. Each participant's degree of control is limited to its representation on the Board. Accordingly, the Cuyahoga Valley Career Center is not part of the District and its operations are not included as part of the reporting entity. The District made no contributions to the Cuyahoga Valley Career Center during fiscal year 2017. Financial information can be obtained by contacting the Treasurer at the Cuyahoga Valley Career Center, 8001 Brecksville Road, Brecksville, Ohio 44141.

**C. Ohio Schools' Council**

The Ohio Schools' Council Association (Council) is a jointly governed organization among 201 school districts, educational service centers, joint vocational districts, and Developmental Disabilities boards in 33 Ohio counties. The jointly governed organization was formed to bring quality products and services at the lowest possible cost to the member districts. The Council's Board consists of seven superintendents of the participating districts whose terms rotate every year. The degree of control exercised by any school district is limited to its representation on the Board. In fiscal year 2017, the District paid \$243,793 to the Council for annual membership, fees and services. Financial information can be obtained by contacting William J. Zelei, the Executive Director of the Ohio Schools' Council at 6393 Oak Tree Blvd., Suite 377, Independence, Ohio 44131.

**BRECKSVILLE-BROADVIEW HEIGHTS CITY SCHOOL DISTRICT  
CUYAHOGA COUNTY, OHIO**

NOTES TO THE BASIC FINANCIAL STATEMENTS  
FOR THE FISCAL YEAR ENDED JUNE 30, 2017

**NOTE 19 - JOINTLY GOVERNED ORGANIZATIONS - (Continued)**

The District participates in the natural gas purchase program. This program allows the District to purchase natural gas at reduced rates. Compass Energy has been selected as the supplier and program manager. There are currently 157 participants in the program. The participants make monthly payments based on estimated usage. Each September, these estimated payments are compared to their actual usage for the year (July to June). School districts that paid more in estimated billings than their actual billings are issued credits on future billings beginning in September until the credits are exhausted and school districts that did not pay enough on estimated billings are invoiced for the difference on the September monthly estimated billing.

The District participates in the Council's Power4Schools electric purchase program. This program allows school districts to purchase electricity at reduced rates, if the school districts will commit to participating for in the program for either a two-year period or an eight and one-half year period depending upon electric generation area. FirstEnergy Solutions has been selected as the supplier for the program. The participants make monthly payments based on estimated usage. Each June these estimated payments are compared to the actual usage for the year and any necessary adjustments are made.

**NOTE 20 - INTERFUND TRANSACTIONS**

- A. Interfund balances at June 30, 2017 as reported on the fund financial statements, consist of the following individual interfund loans receivable and payable:

<u>Receivable fund</u>	<u>Payable fund</u>	<u>Amount</u>
General	Nonmajor governmental funds	\$ 16,890

The primary purpose of interfund balances is to cover costs in specific funds where revenues were not received by June 30. Interfund balances will be repaid once the anticipated revenues are received. All interfund balances are expected to be repaid within one year.

Interfund balances between governmental funds are eliminated on the government-wide financial statements; therefore, no internal balances at June 30, 2017 are reported on the statement of net position.

- B. Interfund transfers for the year ended June 30, 2017, consisted of the following, as reported on the fund financial statements:

<u>Transfer from general fund to:</u>	<u>Amount</u>
Bond retirement fund	\$ 233,100
Nonmajor governmental funds	<u>50,000</u>
Total	<u>\$ 283,100</u>

Transfers are used to (1) move revenues from the fund that statute or budget requires to collect them to the fund that statute or budget requires to expend them, and (2) use unrestricted revenues collected in the general fund to finance various programs accounted for in other funds in accordance with budgetary authorizations.

**BRECKSVILLE-BROADVIEW HEIGHTS CITY SCHOOL DISTRICT  
CUYAHOGA COUNTY, OHIO**

**NOTES TO THE BASIC FINANCIAL STATEMENTS  
FOR THE FISCAL YEAR ENDED JUNE 30, 2017**

**NOTE 20 - INTERFUND TRANSACTIONS - (Continued)**

Interfund transfers between governmental funds are eliminated on the government-wide financial statements; therefore, no transfers are reported in the statement of activities.

All transfers were made in compliance with Ohio Revised Code Sections 5705.14, 5705.15 and 5705.16.

**NOTE 21 - TAX ABATEMENTS ENTERED INTO BY OTHER GOVERNMENTS**

The City of Broadview Heights and the City of Brecksville are located within the taxing districts of the District. These cities have entered property tax abatement agreements with property owners that have effectively reduced the District's property tax revenues. For fiscal year 2017, the District's property tax revenues have been reduced by \$41,903 as a result of these agreements. The District is not receiving any amounts from these other governments in association with the forgone property tax revenue.

REQUIRED SUPPLEMENTARY INFORMATION

**BRECKSVILLE-BROADVIEW HEIGHTS CITY SCHOOL DISTRICT  
CUYAHOGA COUNTY, OHIO**

SCHEDULES OF REQUIRED SUPPLEMENTARY INFORMATION

SCHEDULE OF THE DISTRICT'S PROPORTIONATE SHARE OF  
THE NET PENSION LIABILITY  
SCHOOL EMPLOYEES RETIREMENT SYSTEM (SERS) OF OHIO

LAST FOUR FISCAL YEARS

	<u>2017</u>	<u>2016</u>	<u>2015</u>	<u>2014</u>
District's proportion of the net pension liability	0.25169350%	0.26081240%	0.27435900%	0.27435900%
District's proportionate share of the net pension liability	\$ 18,421,642	\$ 14,882,208	\$ 13,885,153	\$ 16,315,249
District's covered-employee payroll	\$ 7,785,229	\$ 7,851,813	\$ 7,972,338	\$ 7,959,704
District's proportionate share of the net pension liability as a percentage of its covered-employee payroll	236.62%	189.54%	174.17%	204.97%
Plan fiduciary net position as a percentage of the total pension liability	62.98%	69.16%	71.70%	65.52%

Note: Information prior to 2014 was unavailable. Schedule is intended to show information for 10 years. Additional years will be displayed as they become available.

Amounts presented for each fiscal year were determined as of the District's measurement date which is the prior year-end.



**BRECKSVILLE-BROADVIEW HEIGHTS CITY SCHOOL DISTRICT  
CUYAHOGA COUNTY, OHIO**

SCHEDULES OF REQUIRED SUPPLEMENTARY INFORMATION

SCHEDULE OF THE DISTRICT'S PROPORTIONATE SHARE OF  
THE NET PENSION LIABILITY  
STATE TEACHERS RETIREMENT SYSTEM (STRS) OF OHIO

LAST FOUR FISCAL YEARS

	<u>2017</u>	<u>2016</u>	<u>2015</u>	<u>2014</u>
District's proportion of the net pension liability	0.20815781%	0.21498607%	0.22338560%	0.22338560%
District's proportionate share of the net pension liability	\$ 69,676,694	\$ 59,415,861	\$ 54,335,109	\$ 64,723,626
District's covered-employee payroll	\$ 22,404,614	\$ 22,802,700	\$ 22,823,838	\$ 23,887,869
District's proportionate share of the net pension liability as a percentage of its covered-employee payroll	310.99%	260.57%	238.06%	270.95%
Plan fiduciary net position as a percentage of the total pension liability	66.80%	72.10%	74.70%	69.30%

Note: Information prior to 2014 was unavailable. Schedule is intended to show information for 10 years. Additional years will be displayed as they become available.

Amounts presented for each fiscal year were determined as of the District's measurement date which is the prior year-end.

**BRECKSVILLE-BROADVIEW HEIGHTS CITY SCHOOL DISTRICT  
CUYAHOGA COUNTY, OHIO**

SCHEDULES OF REQUIRED SUPPLEMENTARY INFORMATION

SCHEDULE OF DISTRICT CONTRIBUTIONS  
SCHOOL EMPLOYEES RETIREMENT SYSTEM (SERS) OF OHIO

LAST TEN FISCAL YEARS

	<u>2017</u>	<u>2016</u>	<u>2015</u>	<u>2014</u>
Contractually required contribution	\$ 1,111,929	\$ 1,089,932	\$ 1,034,869	\$ 1,104,966
Contributions in relation to the contractually required contribution	<u>(1,111,929)</u>	<u>(1,089,932)</u>	<u>(1,034,869)</u>	<u>(1,104,966)</u>
Contribution deficiency (excess)	<u>\$ -</u>	<u>\$ -</u>	<u>\$ -</u>	<u>\$ -</u>
District's covered-employee payroll	\$ 7,942,350	\$ 7,785,229	\$ 7,851,813	\$ 7,972,338
Contributions as a percentage of covered-employee payroll	14.00%	14.00%	13.18%	13.86%

<u>2013</u>	<u>2012</u>	<u>2011</u>	<u>2010</u>	<u>2009</u>	<u>2008</u>
\$ 1,101,623	\$ 1,051,389	\$ 886,635	\$ 1,115,693	\$ 882,724	\$ 807,310
<u>(1,101,623)</u>	<u>(1,051,389)</u>	<u>(886,635)</u>	<u>(1,115,693)</u>	<u>(882,724)</u>	<u>(807,310)</u>
<u>\$ -</u>	<u>\$ -</u>	<u>\$ -</u>	<u>\$ -</u>	<u>\$ -</u>	<u>\$ -</u>
\$ 7,959,704	\$ 7,817,019	\$ 7,053,580	\$ 8,239,978	\$ 8,970,772	\$ 8,221,079
13.84%	13.45%	12.57%	13.54%	9.84%	9.82%

**BRECKSVILLE-BROADVIEW HEIGHTS CITY SCHOOL DISTRICT  
CUYAHOGA COUNTY, OHIO**

SCHEDULES OF REQUIRED SUPPLEMENTARY INFORMATION

SCHEDULE OF DISTRICT CONTRIBUTIONS  
STATE TEACHERS RETIREMENT SYSTEM (STRS) OF OHIO

LAST TEN FISCAL YEARS

	<u>2017</u>	<u>2016</u>	<u>2015</u>	<u>2014</u>
Contractually required contribution	\$ 3,121,194	\$ 3,136,646	\$ 3,192,378	\$ 2,967,099
Contributions in relation to the contractually required contribution	<u>(3,121,194)</u>	<u>(3,136,646)</u>	<u>(3,192,378)</u>	<u>(2,967,099)</u>
Contribution deficiency (excess)	<u>\$ -</u>	<u>\$ -</u>	<u>\$ -</u>	<u>\$ -</u>
District's covered-employee payroll	\$ 22,294,243	\$ 22,404,614	\$ 22,802,700	\$ 22,823,838
Contributions as a percentage of covered-employee payroll	14.00%	14.00%	14.00%	13.00%

<u>2013</u>	<u>2012</u>	<u>2011</u>	<u>2010</u>	<u>2009</u>	<u>2008</u>
\$ 3,105,423	\$ 3,130,653	\$ 3,194,760	\$ 3,226,455	\$ 3,095,704	\$ 3,077,005
<u>(3,105,423)</u>	<u>(3,130,653)</u>	<u>(3,194,760)</u>	<u>(3,226,455)</u>	<u>(3,095,704)</u>	<u>(3,077,005)</u>
<u>\$ -</u>	<u>\$ -</u>	<u>\$ -</u>	<u>\$ -</u>	<u>\$ -</u>	<u>\$ -</u>
\$ 23,887,869	\$ 24,081,946	\$ 24,575,077	\$ 24,818,885	\$ 23,813,108	\$ 23,669,269
13.00%	13.00%	13.00%	13.00%	13.00%	13.00%

**BRECKSVILLE-BROADVIEW HEIGHTS CITY SCHOOL DISTRICT  
CUYAHOGA COUNTY, OHIO**

NOTES TO REQUIRED SUPPLEMENTARY INFORMATION  
FOR THE FISCAL YEAR ENDED JUNE 30, 2017

*SCHOOL EMPLOYEES RETIREMENT SYSTEM (SERS) OF OHIO*

Changes in benefit terms: There were no changes in benefit terms from the amounts reported for fiscal years 2014-2017.

*Changes in assumptions*: There were no changes in methods and assumptions used in the calculation of actuarial determined contributions for fiscal years 2014-2016. For fiscal year 2017, the following changes of assumptions affected the total pension liability since the prior measurement date: (a) the assumed rate of inflation was reduced from 3.25% to 3.00%, (b) payroll growth assumption was reduced from 4.00% to 3.50%, (c) assumed real wage growth was reduced from 0.75% to 0.50%, (d) Rates of withdrawal, retirement and disability were updated to reflect recent experience, (e) mortality among active members was updated to RP-2014 Blue Collar Mortality Table with fully generational projection and a five year age set-back for both males and females, (f) mortality among service retired members, and beneficiaries was updated to the following RP-2014 Blue Collar Mortality Table with fully generational projection with Scale BB, 120% of male rates, and 110% of female rates and (g) mortality among disabled members was updated to RP-2000 Disabled Mortality Table, 90% for male rates and 100% for female rates, set back five years is used for the period after disability retirement.

*STATE TEACHERS RETIREMENT SYSTEM (STRS) OF OHIO*

Changes in benefit terms: There were no changes in benefit terms from the amounts reported for fiscal years 2014-2017.

Changes in assumptions: There were no changes in methods and assumptions used in the calculation of actuarial determined contributions for fiscal years 2014-2017. See the notes to the basic financial statements for the methods and assumptions in this calculation.

**BRECKSVILLE-BROADVIEW HEIGHTS CITY SCHOOL DISTRICT  
CUYAHOGA COUNTY**

**FEDERAL AWARDS RECEIPTS AND EXPENDITURES SCHEDULE  
FOR THE YEAR ENDED JUNE 30, 2017**

Federal Grantor/ <i>Pass Through Grantor</i> Program Title	Federal CFDA Number	Receipts	Expenditures
<b><u>U.S. DEPARTMENT OF EDUCATION</u></b>			
<i>Passed Through the Ohio Department of Education:</i>			
Special Education Cluster:			
Special Education - Grants to States	84.027	\$51,090	\$37,120
		740,129	704,921
Total Special Education -Grants to States		791,219	742,041
Special Education - Preschool Grants	84.173	21,020	21,020
Total Special Education Cluster		812,239	763,061
Title I Grants to Local Educational Agencies	84.010	50,455	33,243
		254,921	264,019
Total Title I Grants to Local Educational Agencies		305,376	297,262
Supporting Effective Instruction State Grants	84.367	11,319	11,334
		58,564	58,490
Total Supporting Effective Instruction State Grants		69,883	69,824
English Language Acquisition Grants	84.365	19,001	19,001
Total U.S. Department of Education		1,206,499	1,149,148
<b><u>U.S. DEPARTMENT OF AGRICULTURE</u></b>			
<i>Passed Through the Ohio Department of Education:</i>			
Child Nutrition Cluster:			
National School Lunch Program Cash-Assistance	10.555	240,157	240,157
National School Lunch Program Non-Cash Assistance	10.555	83,156	83,155
School Breakfast Program	10.553	9,931	9,931
Total Child Nutrition Cluster		333,244	333,243
Team Nutrition Grants	10.574	-	2,858
Total U.S. Department of Agriculture		333,244	336,101
<b><u>U.S. DEPARTMENT OF HEALTH AND HUMAN SERVICES</u></b>			
<i>Direct:</i>			
Drug-Free Communities Support Program Grants	93.276	63,841	68,775
Total U.S. Department of Health and Human Services		63,841	68,775
Totals		\$1,603,584	\$1,554,024

*The accompanying notes are an integral part of this schedule.*

**BRECKSVILLE-BROADVIEW HEIGHTS CITY SCHOOL DISTRICT  
CUYAHOGA COUNTY**

**NOTES TO THE FEDERAL AWARDS RECEIPTS AND EXPENDITURES SCHEDULE  
2 CFR 200.510(b)(6)  
FOR THE YEAR ENDED JUNE 30, 2017**

**NOTE A – BASIS OF PRESENTATION**

The accompanying Federal Awards Receipts and Expenditures Schedule (the Schedule) includes the federal award activity of the Brecksville-Broadview Heights City School District, Cuyahoga County, Ohio (the District's) under programs of the federal government for the year ended June 30, 2017. The information on this Schedule is prepared in accordance with the requirements of Title 2 U.S. Code of Federal Regulations Part 200, *Uniform Administrative Requirements, Cost Principles, and Audit Requirements for Federal Awards* (Uniform Guidance). Because the Schedule presents only a selected portion of the operations of the District, it is not intended to and does not present the financial position, changes in net position, or cash flows of the District

**NOTE B – SUMMARY OF SIGNIFICANT ACCOUNTING POLICIES**

Receipts and expenditures reported on the Schedule are reported on the cash basis of accounting. Such expenditures are recognized following, as applicable, either the cost principles contained in OMB Circular A-87 *Cost Principles for State, Local, and Indian Tribal Governments* (codified in 2 CFR Part 225), or the cost principles contained in Title 2 U.S. Code of Federal Regulations Part 200, *Uniform Administrative Requirements, Cost Principles, and Audit Requirements for Federal Awards*, wherein certain types of expenditures may or may not be allowable or may be limited as to reimbursement. The District has elected not to use the 10-percent de minimis indirect cost rate as allowed under the Uniform Guidance.

**NOTE C - CHILD NUTRITION CLUSTER**

The District commingles cash receipts from the U.S. Department of Agriculture with similar State grants and local funds. When reporting expenditures on this Schedule, the District assumes it expends Federal monies first.

**NOTE D – FOOD DONATION PROGRAM**

The District reports commodities consumed on the Schedule at the entitlement value. The District allocated donated food commodities to the respective program that benefitted from the use of those donated food commodities.





# Dave Yost • Auditor of State

## INDEPENDENT AUDITOR'S REPORT ON INTERNAL CONTROL OVER FINANCIAL REPORTING AND ON COMPLIANCE AND OTHER MATTERS REQUIRED BY GOVERNMENT AUDITING STANDARDS

Brecksville-Broadview Heights City School District  
Cuyahoga County  
6638 Mill Road  
Brecksville, Ohio 44141

To the Board of Education:

We have audited, in accordance with auditing standards generally accepted in the United States and the Comptroller General of the United States' *Government Auditing Standards*, the financial statements of the governmental activities, each major fund, and the aggregate remaining fund information of the Brecksville-Broadview Heights City School District, Cuyahoga County, Ohio (the District) as of and for the year ended June 30, 2017, and the related notes to the financial statements, which collectively comprise the District's basic financial statements and have issued our report thereon dated February 13, 2018.

### ***Internal Control Over Financial Reporting***

As part of our financial statement audit, we considered the District's internal control over financial reporting (internal control) to determine the audit procedures appropriate in the circumstances to the extent necessary to support our opinions on the financial statements, but not to the extent necessary to opine on the effectiveness of the District's internal control. Accordingly, we have not opined on it.

A *deficiency in internal control* exists when the design or operation of a control does not allow management or employees, when performing their assigned functions, to prevent, or detect and timely correct misstatements. A *material weakness* is a deficiency, or combination of internal control deficiencies resulting in a reasonable possibility that internal control will not prevent or detect and timely correct a material misstatement of the District's financial statements. A *significant deficiency* is a deficiency, or a combination of deficiencies, in internal control that is less severe than a material weakness, yet important enough to merit attention by those charged with governance.

Our consideration of internal control was for the limited purpose described in the first paragraph of this section and was not designed to identify all internal control deficiencies that might be material weaknesses or significant deficiencies. Given these limitations, we did not identify any deficiencies in internal control that we consider material weaknesses. However, unidentified material weaknesses may exist.

***Compliance and Other Matters***

As part of reasonably assuring whether the District's financial statements are free of material misstatement, we tested its compliance with certain provisions of laws, regulations, contracts, and grant agreements, noncompliance with which could directly and materially affect the determination of financial statement amounts. However, opining on compliance with those provisions was not an objective of our audit and accordingly, we do not express an opinion. The results of our tests disclosed no instances of noncompliance or other matters we must report under *Government Auditing Standards*.

***Purpose of this Report***

This report only describes the scope of our internal control and compliance testing and our testing results, and does not opine on the effectiveness of the District's internal control or on compliance. This report is an integral part of an audit performed under *Government Auditing Standards* in considering the District's internal control and compliance. Accordingly, this report is not suitable for any other purpose.

A handwritten signature in black ink that reads "Dave Yost". The signature is written in a cursive style with a large, looping "D" and "Y".

**Dave Yost**  
Auditor of State  
Columbus, Ohio

February 13, 2018



# Dave Yost • Auditor of State

## INDEPENDENT AUDITOR'S REPORT ON COMPLIANCE WITH REQUIREMENTS APPLICABLE TO THE MAJOR FEDERAL PROGRAM AND ON INTERNAL CONTROL OVER COMPLIANCE REQUIRED BY THE UNIFORM GUIDANCE

Brecksville-Broadview Heights City School District  
Cuyahoga County  
6638 Mill Road  
Brecksville, Ohio 44141

To the Board of Education:

### ***Report on Compliance for the Major Federal Program***

We have audited the Brecksville-Broadview Heights City School District's (the District) compliance with the applicable requirements described in the U.S. Office of Management and Budget (OMB) *Compliance Supplement* that could directly and materially affect the Brecksville-Broadview Heights City School District's major federal program for the year ended June 30, 2017. The *Summary of Auditor's Results* in the accompanying schedule of findings identifies the District's major federal program.

### ***Management's Responsibility***

The District's Management is responsible for complying with federal statutes, regulations, and the terms and conditions of its federal awards applicable to its federal programs.

### ***Auditor's Responsibility***

Our responsibility is to opine on the District's compliance for the District's major federal program based on our audit of the applicable compliance requirements referred to above. Our compliance audit followed auditing standards generally accepted in the United States of America; the standards for financial audits included in the Comptroller General of the United States' *Government Auditing Standards*; and the audit requirements of Title 2 U.S. *Code of Federal Regulations* Part 200, *Uniform Administrative Requirements, Cost Principles, and Audit Requirements for Federal Awards* (Uniform Guidance). These standards and the Uniform Guidance require us to plan and perform the audit to reasonably assure whether noncompliance with the applicable compliance requirements referred to above that could directly and materially affect a major federal program occurred. An audit includes examining, on a test basis, evidence about the District's compliance with those requirements and performing such other procedures as we considered necessary in the circumstances.

We believe our audit provides a reasonable basis for our compliance opinion on the District's major program. However, our audit does not provide a legal determination of the District's compliance.

***Opinion on the Major Federal Program***

In our opinion, the Brecksville-Broadview Heights City School District, Cuyahoga County, Ohio, complied, in all material respects with the compliance requirements referred to above that could directly and materially affect its major federal program for the year ended June 30, 2017.

***Report on Internal Control Over Compliance***

The District's management is responsible for establishing and maintaining effective internal control over compliance with the applicable compliance requirements referred to above. In planning and performing our compliance audit, we considered the District's internal control over compliance with the applicable requirements that could directly and materially affect a major federal program, to determine our auditing procedures appropriate for opining on each major federal program's compliance and to test and report on internal control over compliance in accordance with the Uniform Guidance, but not to the extent needed to opine on the effectiveness of internal control over compliance. Accordingly, we have not opined on the effectiveness of the District's internal control over compliance.

*A deficiency in internal control over compliance* exists when the design or operation of a control over compliance does not allow management or employees, when performing their assigned functions, to prevent, or to timely detect and correct, noncompliance with a federal program's applicable compliance requirement. A *material weakness in internal control over compliance* is a deficiency, or combination of deficiencies, in internal control over compliance, such that there is a reasonable possibility that material noncompliance with a federal program compliance requirement will not be prevented, or timely detected and corrected. A *significant deficiency in internal control over compliance* is a deficiency, or a combination of deficiencies, in internal control over compliance with federal program's applicable compliance requirement that is less severe than a material weakness in internal control over compliance, yet important enough to merit attention by those charged with governance.

Our consideration of internal control over compliance was for the limited purpose described in the first paragraph of this section and would not necessarily identify all deficiencies in internal control over compliance that might be material weaknesses or significant deficiencies. We did not identify any deficiencies in internal control over compliance that we consider to be material weaknesses. However, material weaknesses may exist that have not been identified.

This report only describes the scope of our internal control over compliance tests and the results of this testing based on Uniform Guidance requirements. Accordingly, this report is not suitable for any other purpose.



**Dave Yost**  
Auditor of State  
Columbus, Ohio

February 13, 2018

**BRECKSVILLE-BROADVIEW HEIGHTS CITY SCHOOL DISTRICT  
CUYAHOGA COUNTY**

**SCHEDULE OF FINDINGS  
2 CFR § 200.515  
JUNE 30, 2017**

**1. SUMMARY OF AUDITOR'S RESULTS**

<i>(d)(1)(i)</i>	<b>Type of Financial Statement Opinion</b>	Unmodified
<i>(d)(1)(ii)</i>	<b>Were there any material weaknesses in internal control reported at the financial statement level (GAGAS)?</b>	No
<i>(d)(1)(ii)</i>	<b>Were there any significant deficiencies in internal control reported at the financial statement level (GAGAS)?</b>	No
<i>(d)(1)(iii)</i>	<b>Was there any reported material noncompliance at the financial statement level (GAGAS)?</b>	No
<i>(d)(1)(iv)</i>	<b>Were there any material internal control weaknesses reported for major federal programs?</b>	No
<i>(d)(1)(iv)</i>	<b>Were there any significant deficiencies in internal control reported for major federal programs?</b>	No
<i>(d)(1)(v)</i>	<b>Type of Major Programs' Compliance Opinion</b>	Unmodified
<i>(d)(1)(vi)</i>	<b>Are there any reportable findings under 2 CFR §200.516(a)?</b>	No
<i>(d)(1)(vii)</i>	<b>Major Programs (list):</b>	Child Nutrition Cluster, CFDA 10.553 and 10.555
<i>(d)(1)(viii)</i>	<b>Dollar Threshold: Type A/B Programs</b>	Type A: > \$ 750,000 Type B: all others
<i>(d)(1)(ix)</i>	<b>Low Risk Auditee under 2 CFR §200.520?</b>	Yes

**2. FINDINGS RELATED TO THE FINANCIAL STATEMENTS  
REQUIRED TO BE REPORTED IN ACCORDANCE WITH GAGAS**

None

**3. FINDINGS AND QUESTIONED COSTS FOR FEDERAL AWARDS**

None

**This page intentionally left blank.**



# Dave Yost • Auditor of State

**BRECKSVILLE – BROADVIEW HEIGHTS CITY SCHOOL DISTRICT**

**CUYAHOGA COUNTY**

## **CLERK'S CERTIFICATION**

**This is a true and correct copy of the report which is required to be filed in the Office of the Auditor of State pursuant to Section 117.26, Revised Code, and which is filed in Columbus, Ohio.**

*Susan Babbitt*

**CLERK OF THE BUREAU**

**CERTIFIED  
MARCH 20, 2018**