



Dave Yost • Auditor of State

**FAIRLESS LOCAL SCHOOL DISTRICT
STARK COUNTY
JUNE 30, 2017**

TABLE OF CONTENTS

| TITLE | PAGE |
|---|-------------|
| Independent Auditor's Report | 1 |
| Prepared by Management: | |
| Management's Discussion and Analysis | 5 |
| Basic Financial Statements: | |
| Government-wide Financial Statements: | |
| Statement of Net Position | 17 |
| Statement of Activities | 18 |
| Fund Financial Statements: | |
| Balance Sheet | |
| Governmental Funds | 19 |
| Reconciliation of Total Governmental Fund Balances to Net Position of Governmental Activities | 20 |
| Statement of Revenues, Expenditures and Changes in Fund Balances Governmental Funds | 21 |
| Reconciliation of the Statement of Revenues, Expenditures and Changes in Fund Balances of Governmental Funds to the Statement of Activities | 22 |
| Statement of Revenues, Expenditures and Changes in Fund Balance - Budget and Actual (Non-GAAP Budgetary Basis) General Fund | 23 |
| Statement of Fiduciary Net Position Fiduciary Funds | 24 |
| Statement of Changes in Fiduciary Net Position Fiduciary Fund | 25 |
| Notes to the Basic Financial Statements | 27 |
| Required Supplementary Information: | |
| Schedule of the District's Proportionate Share of the Net Pension Liability (SERS) | 66 |
| Schedule of the District's Proportionate Share of the Net Pension Liability (STRS) | 67 |
| Schedule of the District's Contributions (SERS) | 68 |
| Schedule of the District's Contributions (STRS) | 70 |
| Notes to Required Supplementary Information | 72 |

**FAIRLESS LOCAL SCHOOL DISTRICT
STARK COUNTY
JUNE 30, 2017**

**TABLE OF CONTENTS
(Continued)**

| TITLE | PAGE |
|---|-------------|
| Schedule of Expenditures of Federal Awards | 73 |
| Notes to the Schedule of Expenditures of Federal Awards | 74 |
| Independent Auditor's Report on Internal Control Over Financial Reporting and on Compliance and Other Matters Required by <i>Government Auditing Standards</i> | 75 |
| Independent Auditor's Report on Compliance with Requirements Applicable to the Major Federal Program and on Internal Control Over Compliance Required by the Uniform Guidance | 77 |
| Schedule of Findings | 79 |



Dave Yost • Auditor of State

INDEPENDENT AUDITOR'S REPORT

Fairless Local School District
Stark County
11885 Navarre Road, SW
Navarre, Ohio 44662

To the Board of Education:

Report on the Financial Statements

We have audited the accompanying financial statements of the governmental activities, the major fund, and the aggregate remaining fund information of Fairless Local School District, Stark County, Ohio (the District), as of and for the year ended June 30, 2017, and the related notes to the financial statements, which collectively comprise the District's basic financial statements as listed in the table of contents.

Management's Responsibility for the Financial Statements

Management is responsible for preparing and fairly presenting these financial statements in accordance with accounting principles generally accepted in the United States of America; this includes designing, implementing, and maintaining internal control relevant to preparing and fairly presenting financial statements that are free from material misstatement, whether due to fraud or error.

Auditor's Responsibility

Our responsibility is to opine on these financial statements based on our audit. We audited in accordance with auditing standards generally accepted in the United States of America and the financial audit standards in the Comptroller General of the United States' *Government Auditing Standards*. Those standards require us to plan and perform the audit to reasonably assure the financial statements are free from material misstatement.

An audit requires obtaining evidence about financial statement amounts and disclosures. The procedures selected depend on our judgment, including assessing the risks of material financial statement misstatement, whether due to fraud or error. In assessing those risks, we consider internal control relevant to the District's preparation and fair presentation of the financial statements in order to design audit procedures that are appropriate in the circumstances, but not to the extent needed to opine on the effectiveness of the District's internal control. Accordingly, we express no opinion. An audit also includes evaluating the appropriateness of management's accounting policies and the reasonableness of their significant accounting estimates, as well as our evaluation of the overall financial statement presentation.

We believe the audit evidence we obtained is sufficient and appropriate to support our audit opinions.

Opinion

In our opinion, the financial statements referred to above present fairly, in all material respects, the respective financial position of the governmental activities, the major fund, and the aggregate remaining fund information of the Fairless Local School District, Stark County, Ohio, as of June 30, 2017, and the respective changes in financial position thereof and the budgetary comparison for the General Fund thereof for the year then ended in accordance with the accounting principles generally accepted in the United States of America.

Other Matters

Required Supplementary Information

Accounting principles generally accepted in the United States of America require this presentation to include *Management's discussion and analysis*, and schedules of net pension liabilities and pension contributions listed in the table of contents, to supplement the basic financial statements. Although this information is not part of the basic financial statements, the Governmental Accounting Standards Board considers it essential for placing the basic financial statements in an appropriate operational, economic, or historical context. We applied certain limited procedures to the required supplementary information in accordance with auditing standards generally accepted in the United States of America, consisting of inquiries of management about the methods of preparing the information and comparing the information for consistency with management's responses to our inquiries, to the basic financial statements, and other knowledge we obtained during our audit of the basic financial statements. We do not opine or provide any assurance on the information because the limited procedures do not provide us with sufficient evidence to opine or provide any other assurance.

Supplementary and Other Information

Our audit was conducted to opine on the District's basic financial statements taken as a whole.

The Schedule of Expenditures of Federal Awards (the Schedule) presents additional analysis as required by Title 2 U.S. Code of Federal Regulations (CFR) Part 200, Uniform Administrative Requirements, Cost Principles, and Audit Requirements for Federal Awards and is not a required part of the financial statements.

The Schedule is management's responsibility, and derives from and relate directly to the underlying accounting and other records used to prepare the basic financial statements. We subjected this Schedule to the auditing procedures we applied to the basic financial statements. We also applied certain additional procedures, including comparing and reconciling the Schedule directly to the underlying accounting and other records used to prepare the basic financial statements or to the basic financial statements themselves in accordance with auditing standards generally accepted in the United States of America. In our opinion, this information is fairly stated in all material respects in relation to the basic financial statements taken as a whole.

Other Reporting Required by Government Auditing Standards

In accordance with *Government Auditing Standards*, we have also issued our report dated January 23, 2018, on our consideration of the District's internal control over financial reporting and our tests of its compliance with certain provisions of laws, regulations, contracts and grant agreements and other matters. That report describes the scope of our internal control testing over financial reporting and compliance, and the results of that testing, and does not opine on internal control over financial reporting or on compliance. That report is an integral part of an audit performed in accordance with *Government Auditing Standards* in considering the District's internal control over financial reporting and compliance.

A handwritten signature in black ink that reads "Dave Yost". The signature is written in a cursive style with a large, looping "D" and "Y".

Dave Yost
Auditor of State
Columbus, Ohio

January 23, 2018

THIS PAGE INTENTIONALLY LEFT BLANK.

**FAIRLESS LOCAL SCHOOL DISTRICT
STARK COUNTY, OHIO**

MANAGEMENT'S DISCUSSION AND ANALYSIS
FOR THE FISCAL YEAR ENDED JUNE 30, 2017
(UNAUDITED)

The management's discussion and analysis of the Fairless Local School District's (the "District") financial performance provides an overall review of the District's financial activities for the fiscal year ended June 30, 2017. The intent of this discussion and analysis is to look at the District's financial performance as a whole; readers should also review the basic financial statements and the notes to the basic financial statements to enhance their understanding of the District's financial performance.

Financial Highlights

Key financial highlights for 2017 are as follows:

- In total, net position of governmental activities increased \$945,813 which represents a 56.84% decrease in the deficit from 2016.
- General revenues accounted for \$16,155,655 in revenue or 82.52% of all revenues. Program specific revenues in the form of charges for services and sales, grants and contributions accounted for \$3,423,171 or 17.48% of total revenues of \$19,578,826.
- The District had \$18,633,013 in expenses related to governmental activities; only \$3,423,171 of these expenses were offset by program specific charges for services, grants or contributions. General revenues supporting governmental activities (primarily taxes and unrestricted grants and entitlements) of \$16,155,655 were adequate to provide for these programs.
- The District's major governmental fund is the general fund. The general fund had \$16,771,958 in revenues and \$15,297,451 in expenditures and other financing uses. During fiscal year 2017, the general fund's fund balance increased \$1,474,507 from a balance of \$3,904,678 to \$5,379,185.

Using these Basic Financial Statements

This annual report consists of a series of financial statements and notes to those statements. These statements are organized so the reader can understand the District as a financial whole, an entire operating entity. The statements then proceed to provide an increasingly detailed look at specific financial activities.

The statement of net position and statement of activities provide information about the activities of the whole District, presenting both an aggregate view of the District's finances and a longer-term view of those finances. Fund financial statements provide the next level of detail. For governmental funds, these statements tell how services were financed in the short-term as well as what remains for future spending. The fund financial statements also look at the District's most significant funds with all other nonmajor funds presented in total in one column. In the case of the District, the general fund is by far the most significant fund, and the only governmental fund reported as a major fund.

Reporting the District as a Whole

Statement of Net Position and the Statement of Activities

While this document contains the large number of funds used by the District to provide programs and activities, the view of the District as a whole looks at all financial transactions and asks the question, "How did we do financially during 2017?" The statement of net position and the statement of activities answer this question. These statements include all assets, deferred outflows, liabilities, deferred inflows, revenues and expenses using the accrual basis of accounting similar to the accounting used by most private-sector companies. This basis of accounting will take into account all of the current year's revenues and expenses regardless of when cash is received or paid.

**FAIRLESS LOCAL SCHOOL DISTRICT
STARK COUNTY, OHIO**

MANAGEMENT'S DISCUSSION AND ANALYSIS
FOR THE FISCAL YEAR ENDED JUNE 30, 2017
(UNAUDITED)

These two statements report the District's net position and changes in that position. This change in net position is important because it tells the reader that, for the District as a whole, the financial position of the District has improved or diminished. The causes of this change may be the result of many factors, some financial, some not. Non-financial factors include the District's property tax base, current property tax laws in Ohio restricting revenue growth, facility conditions, required educational programs and other factors.

In the statement of net position and the statement of activities, the governmental activities include the District's programs and services, including instruction, support services, operation and maintenance of plant, extracurricular activities, other non-instructional services, and food service operations.

The District's statement of net position and statement of activities can be found on pages 17-18 of this report.

Reporting the District's Most Significant Funds

Fund Financial Statements

The analysis of the District's major governmental fund begins on page 12. Fund financial reports provide detailed information about the District's major fund. The District uses many funds to account for a multitude of financial transactions. However, these fund financial statements focus on the District's most significant funds. The District's major governmental fund is the general fund.

Governmental Funds

Most of the District's activities are reported in governmental funds, which focus on how money flows into and out of those funds and the balances left at year-end available for spending in future periods. These funds are reported using an accounting method called modified accrual accounting, which measures cash and all other financial assets that can readily be converted to cash. The governmental fund financial statements provide a detailed short-term view of the District's general government operations and the basic services it provides. Governmental fund information helps you determine whether there are more or fewer financial resources that can be spent in the near future to finance educational programs. The relationship (or differences) between governmental activities (reported in the statement of net position and the statement of activities) and governmental funds is reconciled in the basic financial statements. The basic governmental fund financial statements can be found on pages 19-23 of this report.

Reporting the District's Fiduciary Responsibilities

The District is the trustee, or fiduciary, for its scholarship programs. This activity is presented as a private-purpose trust fund. The District also acts in a trustee capacity as an agent for individuals or other entities. These activities are reported in agency funds. All of the District's fiduciary activities are reported in separate statements of fiduciary net position and changes in fiduciary net position on pages 24 and 25. These activities are excluded from the District's other financial statements because the assets cannot be utilized by the District to finance its operations.

Notes to the Basic Financial Statements

The notes provide additional information that is essential to a full understanding of the data provided in the government-wide and fund financial statements. These notes to the basic financial statements can be found on pages 27-63 of this report.

Required Supplementary Information

In addition to the basic financial statements and accompanying notes, this report also presents certain required supplementary information concerning the District's net pension liability. The required supplementary information can be found on pages 66 through 72 of this report.

**FAIRLESS LOCAL SCHOOL DISTRICT
STARK COUNTY, OHIO**

MANAGEMENT'S DISCUSSION AND ANALYSIS
FOR THE FISCAL YEAR ENDED JUNE 30, 2017
(UNAUDITED)

The District as a Whole

The statement of net position provides the perspective of the District as a whole.

The table below provides a summary of the District's net position at June 30, 2017 and June 30, 2016.

| | Net Position | |
|--|------------------------------------|------------------------------------|
| | Governmental Activities 2017 | Governmental Activities 2016 |
| <u>Assets</u> | | |
| Current and other assets | \$ 14,999,221 | \$ 13,097,835 |
| Capital assets, net | <u>24,327,470</u> | <u>24,718,786</u> |
| Total assets | <u>39,326,691</u> | <u>37,816,621</u> |
| <u>Deferred outflows of resources</u> | | |
| Unamortized deferred charges on debt refunding | 1,052,195 | 1,120,446 |
| Pension | <u>4,417,240</u> | <u>1,974,096</u> |
| Total deferred outflows of resources | <u>5,469,435</u> | <u>3,094,542</u> |
| <u>Liabilities</u> | | |
| Current liabilities | 1,718,143 | 1,673,362 |
| Long-term liabilities: | | |
| Due within one year | 669,994 | 476,626 |
| Due in more than one year: | | |
| Net pension liability | 23,900,167 | 20,032,332 |
| Other amounts | <u>11,523,409</u> | <u>11,789,933</u> |
| Total liabilities | <u>37,811,713</u> | <u>33,972,253</u> |
| <u>Deferred inflows of resources</u> | | |
| Property taxes levied for the next fiscal year | 6,440,987 | 6,148,526 |
| Pension | <u>1,261,461</u> | <u>2,454,232</u> |
| Total deferred inflows of resources | <u>7,702,448</u> | <u>8,602,758</u> |
| <u>Net Position</u> | | |
| Net Investment in capital assets | 14,208,430 | 14,463,203 |
| Restricted | 660,471 | 809,977 |
| Unrestricted (deficit) | <u>(15,586,936)</u> | <u>(16,937,028)</u> |
| Total net position (deficit) | <u>\$ (718,035)</u> | <u>\$ (1,663,848)</u> |

During 2015, the District adopted GASB Statement 68, "Accounting and Financial Reporting for Pensions-an Amendment of GASB Statement 27," and GASB Statement 71 "Pension Transition for Contributions Made Subsequent to the Measurement Date - an Amendment of GASB Statement No. 68", which significantly revised accounting for pension costs and liabilities. For reasons discussed below, many end users of this financial statement will gain a clearer understanding of the District's actual financial condition by adding deferred inflows related to pension and the net pension liability to the reported net position and subtracting deferred outflows related to pension.

**FAIRLESS LOCAL SCHOOL DISTRICT
STARK COUNTY, OHIO**

MANAGEMENT'S DISCUSSION AND ANALYSIS
FOR THE FISCAL YEAR ENDED JUNE 30, 2017
(UNAUDITED)

Governmental Accounting Standards Board standards are national and apply to all government financial reports prepared in accordance with generally accepted accounting principles. When accounting for pension costs, GASB 27 focused on a funding approach. This approach limited pension costs to contributions annually required by law, which may or may not be sufficient to fully fund each plan's *net pension liability*. GASB 68 takes an earnings approach to pension accounting; however, the nature of Ohio's statewide pension systems and state law governing those systems requires additional explanation in order to properly understand the information presented in these statements.

Under the standards required by GASB 68, the net pension liability equals the District's proportionate share of each plan's collective:

1. Present value of estimated future pension benefits attributable to active and inactive employees' past service
2. Minus plan assets available to pay these benefits

GASB notes that pension obligations, whether funded or unfunded, are part of the "employment exchange" – that is, the employee is trading his or her labor in exchange for wages, benefits, and the promise of a future pension. GASB noted that the unfunded portion of this pension promise is a present obligation of the government, part of a bargained-for benefit to the employee, and should accordingly be reported by the government as a liability since they received the benefit of the exchange. However, the District is not responsible for certain key factors affecting the balance of this liability. In Ohio, the employee shares the obligation of funding pension benefits with the employer. Both employer and employee contribution rates are capped by State statute. A change in these caps requires action of both Houses of the General Assembly and approval of the Governor. Benefit provisions are also determined by State statute. The employee enters the employment exchange with the knowledge that the employer's promise is limited not by contract but by law. The employer enters the exchange also knowing that there is a specific, legal limit to its contribution to the pension system. In Ohio, there is no legal means to enforce the unfunded liability of the pension system *as against the public employer*. State law operates to mitigate/lessen the moral obligation of the public employer to the employee, because all parties enter the employment exchange with notice as to the law. The pension system is responsible for the administration of the plan.

Most long-term liabilities have set repayment schedules or, in the case of compensated absences (i.e. sick and vacation leave), are satisfied through paid time-off or termination payments. There is no repayment schedule for the net pension liability. As explained above, changes in pension benefits, contribution rates, and return on investments affect the balance of the net pension liability, but are outside the control of the local government. In the event that contributions, investment returns, and other changes are insufficient to keep up with required pension payments, State statute does not assign/identify the responsible party for the unfunded portion. Due to the unique nature of how the net pension liability is satisfied, this liability is separately identified within the long-term liability section of the statement of net position.

In accordance with GASB 68, the District's statements prepared on an accrual basis of accounting include an annual pension expense for their proportionate share of each plan's *change* in net pension liability not accounted for as deferred inflows/outflows.

Over time, net position can serve as a useful indicator of a government's financial position. At June 30, 2017, the District's liabilities and deferred inflows of resources exceeded assets and deferred outflows of resources by \$718,035.

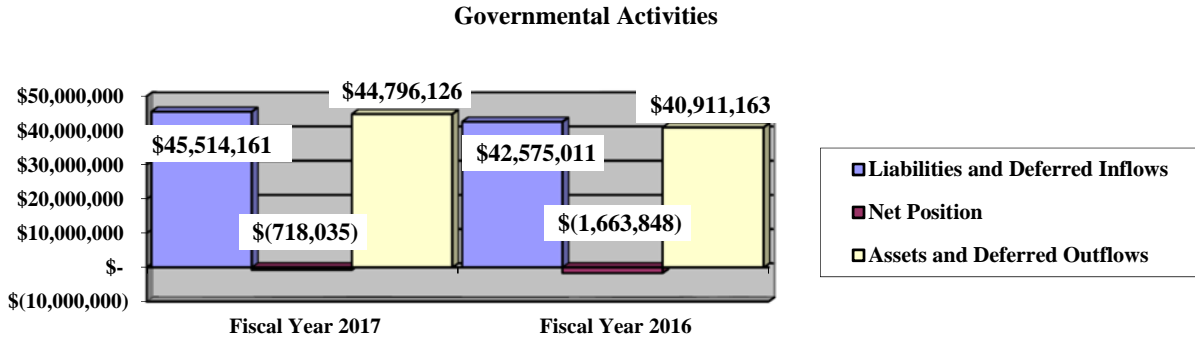
At year-end, capital assets represented 61.86% of total assets. Capital assets include land, land improvements, buildings and improvements, furniture and equipment and vehicles. Net investment in capital assets at June 30, 2017, was \$14,208,430. These capital assets are used to provide services to the students and are not available for future spending.

A portion of the District's net position, \$660,471, represents resources that are subject to external restriction on how they may be used. The remaining balance of unrestricted net position is a deficit of \$15,586,936. The deficit balance of unrestricted net position was the result of reporting the net pension liability required by GASB 68.

**FAIRLESS LOCAL SCHOOL DISTRICT
STARK COUNTY, OHIO**

MANAGEMENT'S DISCUSSION AND ANALYSIS
FOR THE FISCAL YEAR ENDED JUNE 30, 2017
(UNAUDITED)

The graph below presents the District's governmental activities assets, deferred outflows, liabilities, deferred inflows and net position at June 30, 2017 and June 30, 2016.



The table below shows the change in net position for fiscal years 2017 and 2016.

| | Change in Net Position | |
|------------------------------------|------------------------------------|------------------------------------|
| | Governmental Activities 2017 | Governmental Activities 2016 |
| <u>Revenues</u> | | |
| Program revenues: | | |
| Charges for services and sales | \$ 1,276,428 | \$ 1,043,473 |
| Operating grants and contributions | 2,146,743 | 2,093,817 |
| General revenues: | | |
| Property taxes | 6,766,410 | 6,252,031 |
| Grants and entitlements | 9,185,259 | 9,256,675 |
| Investment earnings | 47,665 | 18,249 |
| Other | 156,321 | 545,177 |
| Total revenues | <u>19,578,826</u> | <u>19,209,422</u> |

**FAIRLESS LOCAL SCHOOL DISTRICT
STARK COUNTY, OHIO**

MANAGEMENT'S DISCUSSION AND ANALYSIS
FOR THE FISCAL YEAR ENDED JUNE 30, 2017
(UNAUDITED)

| | Change in Net Position (continued) | |
|---|---|------------------------------|
| | Governmental Activities | Governmental Activities |
| | <u>2017</u> | <u>2016</u> |
| <u>Expenses</u> | | |
| Program expenses: | | |
| Instruction: | | |
| Regular | \$ 7,296,987 | \$ 6,531,544 |
| Special | 2,349,288 | 2,178,528 |
| Vocational | 141,799 | 154,740 |
| Other | 475,320 | 350,024 |
| Support services: | | |
| Pupil | 1,243,467 | 1,153,111 |
| Instructional staff | 264,164 | 272,484 |
| Board of education | 8,475 | 11,619 |
| Administration | 1,591,915 | 1,268,020 |
| Fiscal | 410,265 | 420,032 |
| Business | 26,125 | 18,611 |
| Operations and maintenance | 1,456,726 | 1,455,587 |
| Pupil transportation | 984,350 | 957,435 |
| Central | 69,800 | 88,400 |
| Food service operations | 748,365 | 783,317 |
| Other non-instructional services | 26,187 | - |
| Extracurricular activities | 605,727 | 556,022 |
| Interest and fiscal charges | <u>934,053</u> | <u>554,912</u> |
| Total expenses | <u>18,633,013</u> | <u>16,754,386</u> |
| Change in net assets | 945,813 | 2,455,036 |
| Net position (deficit) at beginning of year | <u>(1,663,848)</u> | <u>(4,118,884)</u> |
| Net position (deficit) at end of year | <u><u>\$ (718,035)</u></u> | <u><u>\$ (1,663,848)</u></u> |

Governmental Activities

Net position of the District's governmental activities increased \$945,813. Total governmental expenses of \$18,633,013 were offset by program revenues of \$3,423,171 and general revenues of \$16,155,655. Program revenues supported 18.37% of the total governmental expenses.

The primary sources of revenue for governmental activities are derived from property taxes and unrestricted grants and entitlements. These revenue sources represent 81.47% of total governmental revenue. The increase in total revenues is primarily the result of increased property tax collections, particularly public utility personal property taxes.

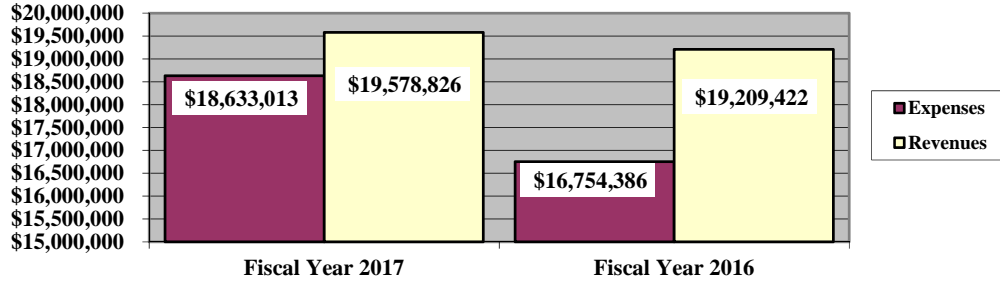
The largest expense of the District is for instructional programs. Instruction expenses totaled \$10,263,394 or 55.08% of total governmental expenses for fiscal 2017. The increase in expenses is mostly a result of higher regular instruction costs, as well as additional interest and fiscal charges due to the payment of accreted interest on capital appreciation bonds.

**FAIRLESS LOCAL SCHOOL DISTRICT
STARK COUNTY, OHIO**

MANAGEMENT'S DISCUSSION AND ANALYSIS
FOR THE FISCAL YEAR ENDED JUNE 30, 2017
(UNAUDITED)

The graph below presents the District's governmental activities revenue and expenses for fiscal years 2017 and 2016.

Governmental Activities - Revenues and Expenses



The statement of activities shows the cost of program services and the charges for services and grants offsetting those services. The following table shows, for governmental activities, the total cost of services and the net cost of services. That is, it identifies the cost of these services supported by tax revenue and unrestricted State grants and entitlements.

| | Governmental Activities | | | |
|----------------------------------|--------------------------------|-------------------------|---------------------------|-------------------------|
| | Total Cost of Services | Net Cost of Services | Total Cost of Services | Net Cost of Services |
| | <u>2017</u> | <u>2017</u> | <u>2016</u> | <u>2016</u> |
| Program expenses | | | | |
| Instruction: | | | | |
| Regular | \$ 7,296,987 | \$ 6,243,020 | \$ 6,531,544 | \$ 5,582,922 |
| Special | 2,349,288 | 892,089 | 2,178,528 | 917,041 |
| Vocational | 141,799 | 121,812 | 154,740 | 136,500 |
| Other | 475,320 | 475,320 | 350,024 | 350,024 |
| Support services: | | | | |
| Pupil | 1,243,467 | 1,238,067 | 1,153,111 | 1,147,711 |
| Instructional staff | 264,164 | 264,164 | 272,484 | 265,433 |
| Board of education | 8,475 | 8,475 | 11,619 | 11,619 |
| Administration | 1,591,915 | 1,591,915 | 1,268,020 | 1,268,020 |
| Fiscal | 410,265 | 410,265 | 420,032 | 420,032 |
| Business | 26,125 | 26,125 | 18,611 | 18,611 |
| Operations and maintenance | 1,456,726 | 1,456,726 | 1,455,587 | 1,455,587 |
| Pupil transportation | 984,350 | 929,930 | 957,435 | 906,007 |
| Central | 69,800 | 69,800 | 88,400 | 88,400 |
| Food service operations | 748,365 | 74,481 | 783,317 | 90,959 |
| Other non-instructional services | 26,187 | 26,187 | - | - |
| Extracurricular activities | 605,727 | 447,413 | 556,022 | 403,318 |
| Interest and fiscal charges | 934,053 | 934,053 | 554,912 | 554,912 |
| Total | <u>\$ 18,633,013</u> | <u>\$ 15,209,842</u> | <u>\$ 16,754,386</u> | <u>\$ 13,617,096</u> |

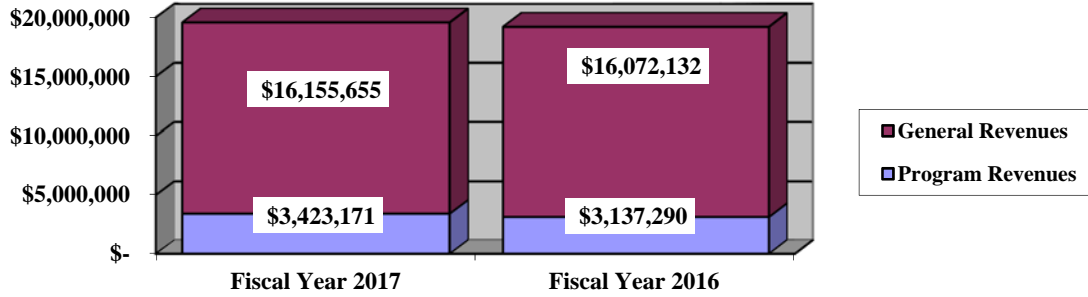
The dependence upon tax and other general revenues for governmental activities is apparent, as 75.34% of instruction activities are supported through taxes and other general revenues. For all governmental activities, general revenue support is 81.63%.

**FAIRLESS LOCAL SCHOOL DISTRICT
STARK COUNTY, OHIO**

MANAGEMENT'S DISCUSSION AND ANALYSIS
FOR THE FISCAL YEAR ENDED JUNE 30, 2017
(UNAUDITED)

The graph below presents the District's governmental activities revenue for fiscal year 2017 and 2016.

Governmental Activities - General and Program Revenues



The District's Funds

The District's governmental funds reported a combined fund balance of \$6,400,676, which is more than last year's total of \$4,818,700. The schedule below indicates the fund balance and the total change in fund balance as of June 30, 2017 and 2016.

| | Fund Balance <u>June 30, 2017</u> | Fund Balance <u>June 30, 2016</u> | <u>Increase</u> |
|--------------------|--------------------------------------|--------------------------------------|---------------------|
| General | \$ 5,379,185 | \$ 3,904,678 | \$ 1,474,507 |
| Other Governmental | <u>1,021,491</u> | <u>914,022</u> | <u>107,469</u> |
| Total | <u>\$ 6,400,676</u> | <u>\$ 4,818,700</u> | <u>\$ 1,581,976</u> |

**FAIRLESS LOCAL SCHOOL DISTRICT
STARK COUNTY, OHIO**

MANAGEMENT'S DISCUSSION AND ANALYSIS
FOR THE FISCAL YEAR ENDED JUNE 30, 2017
(UNAUDITED)

General Fund

The District's general fund balance increased \$1,474,507. The table that follows assists in illustrating the financial activities and fund balance of the general fund.

| | <u>2017</u> <u>Amount</u> | <u>2016</u> <u>Amount</u> | <u>Increase</u> <u>(Decrease)</u> | <u>Percentage</u> <u>Change</u> |
|---|------------------------------|------------------------------|--------------------------------------|------------------------------------|
| <u>Revenues</u> | | | | |
| Taxes | \$ 5,816,277 | \$ 5,282,780 | \$ 533,497 | 10.10 % |
| Tuition | 828,855 | 596,948 | 231,907 | 38.85 % |
| Earnings on investments | 48,017 | 18,248 | 29,769 | 163.14 % |
| Intergovernmental | 9,837,155 | 9,933,368 | (96,213) | (0.97) % |
| Extracurricular | 34,719 | 29,103 | 5,616 | 19.30 % |
| Other revenues | <u>206,935</u> | <u>595,298</u> | <u>(388,363)</u> | (65.24) % |
| Total | <u>\$ 16,771,958</u> | <u>\$ 16,455,745</u> | <u>\$ 316,213</u> | 1.92 % |
| <u>Expenditures</u> | | | | |
| Instruction | \$ 8,778,058 | \$ 8,062,376 | \$ 715,682 | 8.88 % |
| Support services | 5,806,734 | 5,462,985 | 343,749 | 6.29 % |
| Operation of non-instructional services | 26,187 | 20,992 | 5,195 | 24.75 % |
| Extracurricular activities | 474,341 | 450,479 | 23,862 | 5.30 % |
| Facilities acquisition and construction | <u>206,963</u> | <u>13,950</u> | <u>193,013</u> | 1,383.61 % |
| Total | <u>\$ 15,292,283</u> | <u>\$ 14,010,782</u> | <u>\$ 1,281,501</u> | 9.15 % |

Earnings on investments increased 163.14% due to the District's investments having higher interest rates. Other revenues decreased 65.24% due mainly to miscellaneous nonrevenue items decreasing and not collecting any insurance proceeds during this fiscal year. Instructional expenditures increased 8.88% due mainly to an increase in regular instruction expenditures. Facilities acquisition and construction expenditures increased 1,383.61% due mainly to renovations at the high school. All other revenues and expenditures remained comparable to prior years.

General Fund Budgeting Highlights

The District's budget is prepared according to Ohio law and is based on accounting for certain transactions on a basis of cash receipts, disbursements and encumbrances. The most significant budgeted fund is the general fund.

During the course of fiscal year 2017, the District amended its general fund budget several times. For the general fund, final budgeted revenues were \$589,552 more than original budgeted revenues. Actual revenues for fiscal year 2017 were \$16,668,035. This represents an \$8,483 increase from final budgeted revenues.

General fund final budgeted appropriations and other financing uses were \$127,386 lower than original budgeted appropriations. The actual budget basis expenditures and other financing uses for fiscal year 2017 totaled \$15,315,982, which was \$1 less than the final budget appropriations and other financing uses.

**FAIRLESS LOCAL SCHOOL DISTRICT
STARK COUNTY, OHIO**

MANAGEMENT'S DISCUSSION AND ANALYSIS
FOR THE FISCAL YEAR ENDED JUNE 30, 2017
(UNAUDITED)

Capital Assets and Debt Administration

Capital Assets

At the end of fiscal year 2017, the District had \$24,327,470 invested in land, land improvements, buildings and improvements, furniture and equipment and vehicles, net of depreciation. This entire amount is reported in governmental activities. The following table shows fiscal year 2017 balances compared to 2016:

**Capital Assets at June 30
(Net of Depreciation)**

| | Governmental Activities | |
|---------------------------|-------------------------|---------------|
| | 2017 | 2016 |
| Land | \$ 165,570 | \$ 165,570 |
| Land improvements | 1,249,733 | 1,249,665 |
| Building and improvements | 21,874,440 | 22,246,816 |
| Furniture and equipment | 648,031 | 716,304 |
| Vehicles | 389,696 | 340,431 |
| Total | \$ 24,327,470 | \$ 24,718,786 |

The overall decrease in capital assets of \$391,316 is due to depreciation expense of \$786,954 exceeding asset additions of \$428,207 and the District having net disposals of \$32,569.

See Note 7 for additional information on the District's capital assets.

Debt Administration

At June 30, 2017, the District had \$10,619,511 in general obligation bonds and capital leases. Of this total, \$526,821 is due within one year and \$10,092,690 is due in more than one year. The following table summarizes the bonds outstanding.

Outstanding Debt, at Year End

| | Governmental Activities | Governmental Activities |
|------------------------------------|----------------------------|----------------------------|
| | 2017 | 2016 |
| General obligation refunding bonds | \$ 10,439,926 | \$ 10,380,910 |
| Capital lease | 179,585 | - |
| Total | \$ 10,619,511 | \$ 10,380,910 |

At June 30, 2017, the District's overall legal debt margin was \$10,156,597, and an unvoted debt margin of \$216,221.

See Notes 8 and 17 to the basic financial statements for additional information on the District's debt administration.

**FAIRLESS LOCAL SCHOOL DISTRICT
STARK COUNTY, OHIO**

MANAGEMENT'S DISCUSSION AND ANALYSIS
FOR THE FISCAL YEAR ENDED JUNE 30, 2017
(UNAUDITED)

Current Financial Related Activities

The District has continued to strive to maintain the highest standards of excellence in the way of education for all our students. The District always keeps in mind that the taxpayer's money is the life blood of our District. The Board of Education and administration try to manage the money given to us in the most efficient and best way possible. We are the stewards of our taxpayer money and we take that job very seriously.

The Board of Education has adopted a three step plan to financial health:

- 1) Balance the budget
- 2) Stabilize local funding and reduce ballot issues
- 3) Secure new local funding in the future

Step one has been completed. This is the result of the district implementing over \$2 million in cost saving measures obtained primarily through reductions in classified, certified, and administrative positions.

Step two was accomplished in May 2011 with the passage of an 8.4 mill substitute levy, and further reduced ballot fatigue in 2015 by renewing the substitute levy for a 10 year term. Renewal of the substitute levy now means the District will only be required to renew one levy in a 10 year period, greatly reducing the number of times the District is on the ballot.

The District must now focus on step three. For the first time in over eight years the District received notable increases in both property tax collections and state foundation revenues in 2016. As a result, the District does not plan to place an additional operating levy on the ballot anytime soon. The Treasurer is projecting the District will be on the state foundation funding guarantee beginning July1, 2017. The District expects to receive a significant increase in public utility personal property tax revenue starting February 2019 as a result of the Rover Pipeline. The District has also negotiated contracts with both the certified and classified unions through June 30, 2020.

Contacting the District's Financial Management

This financial report is designed to provide our citizens, taxpayers, and investors and creditors with a general overview of the District's finances and to show the District's accountability for the money it receives. If you have questions about this report or need additional financial information contact Mr. Mark Phillips, Treasurer, Fairless Local School District, 11885 Navarre Road SW, Navarre, Ohio 44662-9438.

THIS PAGE IS INTENTIONALLY LEFT BLANK

**FAIRLESS LOCAL SCHOOL DISTRICT
STARK COUNTY, OHIO**

STATEMENT OF NET POSITION
JUNE 30, 2017

| | Governmental Activities |
|---|------------------------------------|
| Assets: | |
| Equity in pooled cash and investments. | \$ 7,810,310 |
| Receivables: | |
| Taxes | 6,972,689 |
| Accounts. | 99,981 |
| Accrued interest | 908 |
| Intergovernmental | 63,831 |
| Prepayments | 37,746 |
| Materials and supplies inventory. | 2,512 |
| Inventory held for resale. | 11,244 |
| Capital assets: | |
| Nondepreciable capital assets | 165,570 |
| Depreciable capital assets, net. | 24,161,900 |
| Capital assets, net | 24,327,470 |
| Total assets. | 39,326,691 |
| Deferred outflows of resources: | |
| Unamortized deferred charges on debt refunding | 1,052,195 |
| Pension - STRS | 3,078,598 |
| Pension - SERS | 1,338,642 |
| Total deferred outflows of resources | 5,469,435 |
| Total assets and deferred outflows of resources . | 44,796,126 |
| Liabilities: | |
| Accounts payable. | 68,289 |
| Accrued wages and benefits payable | 1,321,990 |
| Intergovernmental payable | 90,568 |
| Pension and postemployment benefits payable . | 233,552 |
| Accrued interest payable | 3,744 |
| Long-term liabilities: | |
| Due within one year. | 669,994 |
| Due in more than one year: | |
| Net pension liability (See Note 11) | 23,900,167 |
| Other amounts due in more than one year . | 11,523,409 |
| Total liabilities | 37,811,713 |
| Deferred inflows of resources: | |
| Property taxes levied for the next fiscal year. . . | 6,440,987 |
| Pension - STRS. | 1,200,254 |
| Pension - SERS. | 61,207 |
| Total deferred inflows of resources | 7,702,448 |
| Total liabilities and deferred inflows of resources . | 45,514,161 |
| Net position: | |
| Net investment in capital assets | 14,208,430 |
| Restricted for: | |
| Capital projects | 17,970 |
| Classroom facilities maintenance | 557,327 |
| Locally funded programs | 22,011 |
| Student activities | 63,163 |
| Unrestricted (deficit) | (15,586,936) |
| Total net position (deficit). | \$ (718,035) |

SEE ACCOMPANYING NOTES TO THE BASIC FINANCIAL STATEMENTS

**FAIRLESS LOCAL SCHOOL DISTRICT
STARK COUNTY, OHIO**

STATEMENT OF ACTIVITIES
FOR THE FISCAL YEAR ENDED JUNE 30, 2017

| | Expenses | Program Revenues | | Net (Expense) Revenue and Changes in Net Position Governmental Activities |
|--|----------------------|-----------------------------------|---------------------------------------|--|
| | | Charges for Services and Sales | Operating Grants and Contributions | |
| Governmental activities: | | | | |
| Instruction: | | | | |
| Regular | \$ 7,296,987 | \$ 674,594 | \$ 379,373 | \$ (6,243,020) |
| Special | 2,349,288 | 204,875 | 1,252,324 | (892,089) |
| Vocational | 141,799 | - | 19,987 | (121,812) |
| Other | 475,320 | - | - | (475,320) |
| Support services: | | | | |
| Pupil | 1,243,467 | - | 5,400 | (1,238,067) |
| Instructional staff | 264,164 | - | - | (264,164) |
| Board of education | 8,475 | - | - | (8,475) |
| Administration | 1,591,915 | - | - | (1,591,915) |
| Fiscal | 410,265 | - | - | (410,265) |
| Business | 26,125 | - | - | (26,125) |
| Operations and maintenance | 1,456,726 | - | - | (1,456,726) |
| Pupil transportation | 984,350 | - | 54,420 | (929,930) |
| Central | 69,800 | - | - | (69,800) |
| Operation of non-instructional services: | | | | |
| Other non-instructional services | 26,187 | - | - | (26,187) |
| Food service operations | 748,365 | 238,645 | 435,239 | (74,481) |
| Extracurricular activities | 605,727 | 158,314 | - | (447,413) |
| Interest and fiscal charges | 934,053 | - | - | (934,053) |
| Totals | <u>\$ 18,633,013</u> | <u>\$ 1,276,428</u> | <u>\$ 2,146,743</u> | <u>(15,209,842)</u> |
| General revenues: | | | | |
| Property taxes levied for: | | | | |
| General purposes | | | | 5,740,962 |
| Debt service | | | | 749,995 |
| Capital outlay | | | | 190,143 |
| Classroom facilities maintenance | | | | 85,310 |
| Grants and entitlements not restricted to specific programs | | | | 9,185,259 |
| Investment earnings | | | | 47,665 |
| Miscellaneous | | | | 156,321 |
| Total general revenues | | | | <u>16,155,655</u> |
| Change in net position | | | | 945,813 |
| Net position (deficit) | | | | |
| at beginning of year | | | | <u>(1,663,848)</u> |
| Net position (deficit) at end of year | | | | <u>\$ (718,035)</u> |

SEE ACCOMPANYING NOTES TO THE BASIC FINANCIAL STATEMENTS

**FAIRLESS LOCAL SCHOOL DISTRICT
STARK COUNTY, OHIO**

BALANCE SHEET
GOVERNMENTAL FUNDS
JUNE 30, 2017

| | General | Nonmajor Governmental Funds | Total Governmental Funds |
|---|----------------|--|---|
| Assets: | | | |
| Equity in pooled cash and investments | \$ 6,687,697 | \$ 1,122,613 | \$ 7,810,310 |
| Receivables: | | | |
| Taxes | 5,919,360 | 1,053,329 | 6,972,689 |
| Accounts | 99,556 | 425 | 99,981 |
| Accrued interest | 908 | - | 908 |
| Intergovernmental. | 6,302 | 57,529 | 63,831 |
| Prepayments. | 37,746 | - | 37,746 |
| Materials and supplies inventory. | - | 2,512 | 2,512 |
| Inventory held for resale. | - | 11,244 | 11,244 |
| Due from other funds | 6,473 | - | 6,473 |
| Total assets | \$ 12,758,042 | \$ 2,247,652 | \$ 15,005,694 |
| Liabilities: | | | |
| Accounts payable | \$ 58,027 | \$ 10,262 | \$ 68,289 |
| Accrued wages and benefits payable | 1,211,012 | 110,978 | 1,321,990 |
| Compensated absences payable | 81,596 | 13,334 | 94,930 |
| Intergovernmental payable | 88,959 | 1,609 | 90,568 |
| Pension and postemployment benefits payable. | 205,354 | 28,198 | 233,552 |
| Due to other funds | - | 6,473 | 6,473 |
| Total liabilities. | 1,644,948 | 170,854 | 1,815,802 |
| Deferred inflows of resources: | | | |
| Property taxes levied for the next fiscal year. | 5,461,220 | 979,767 | 6,440,987 |
| Delinquent property tax revenue not available. | 272,689 | 43,327 | 316,016 |
| Intergovernmental revenue not available. | - | 32,213 | 32,213 |
| Total deferred inflows of resources | 5,733,909 | 1,055,307 | 6,789,216 |
| Fund balances: | | | |
| Nonspendable: | | | |
| Materials and supplies inventory. | - | 2,512 | 2,512 |
| Prepays. | 37,746 | - | 37,746 |
| Restricted: | | | |
| Debt service | - | 482,033 | 482,033 |
| Capital improvements | - | 16,404 | 16,404 |
| Classroom facilities maintenance | - | 553,114 | 553,114 |
| Other purposes. | - | 22,011 | 22,011 |
| Extracurricular. | - | 63,163 | 63,163 |
| Assigned: | | | |
| Student instruction | 80,857 | - | 80,857 |
| Student and staff support. | 178,778 | - | 178,778 |
| Facilities acquisition and construction | 449 | - | 449 |
| Subsequent year's appropriations | 65,152 | - | 65,152 |
| Unassigned (deficit). | 5,016,203 | (117,746) | 4,898,457 |
| Total fund balances | 5,379,185 | 1,021,491 | 6,400,676 |
| Total liabilities, deferred inflows and fund balances | \$ 12,758,042 | \$ 2,247,652 | \$ 15,005,694 |

SEE ACCOMPANYING NOTES TO THE BASIC FINANCIAL STATEMENTS

**FAIRLESS LOCAL SCHOOL DISTRICT
STARK COUNTY, OHIO**

RECONCILIATION OF TOTAL GOVERNMENTAL FUND BALANCES TO
NET POSITION OF GOVERNMENTAL ACTIVITIES
JUNE 30, 2017

| | | |
|--|--------------|---------------------|
| Total governmental fund balances | | \$ 6,400,676 |
| <i>Amounts reported for governmental activities on the statement of net position are different because:</i> | | |
| Capital assets used in governmental activities are not financial resources and therefore are not reported in the funds. | | 24,327,470 |
| Other long-term assets are not available to pay for current-period expenditures and therefore are deferred inflows in the funds. | | |
| Property taxes receivable | \$ 316,016 | |
| Intergovernmental receivable | 32,213 | |
| Total | | 348,229 |
| Unamortized premiums on bonds issued are not recognized in the funds. | | (1,206,357) |
| Unamortized amounts on refundings are not recognized in the funds. | | 1,052,195 |
| Accrued interest payable is not due and payable in the current period and therefore is not reported in the funds. | | (3,744) |
| The net pension liability is not due and payable in the current period; therefore, the liability and related deferred inflows/outflows are not reported in governmental funds. | | |
| Deferred outflows of resources - pension | 4,417,240 | |
| Deferred inflows of resources - pension | (1,261,461) | |
| Net pension liability | (23,900,167) | |
| Total | | (20,744,388) |
| Long-term liabilities, including bonds and capital lease payable, are not due and payable in the current period and therefore are not reported in the funds. | | |
| General obligation current interest bonds payable | 9,750,000 | |
| General obligation capital appreciation bonds payable | 35,293 | |
| Accreted interest on capital appreciation bonds payable | 654,633 | |
| Capital leases | 179,585 | |
| Compensated absences | 272,605 | |
| Total | | (10,892,116) |
| Net position (deficit) of governmental activities | | \$ (718,035) |

SEE ACCOMPANYING NOTES TO THE BASIC FINANCIAL STATEMENTS

**FAIRLESS LOCAL SCHOOL DISTRICT
STARK COUNTY, OHIO**

STATEMENT OF REVENUES, EXPENDITURES AND CHANGES IN FUND BALANCES
GOVERNMENTAL FUNDS
FOR THE FISCAL YEAR ENDED JUNE 30, 2017

| | <u>General</u> | <u>Nonmajor Governmental Funds</u> | <u>Total Governmental Funds</u> |
|---|---------------------|--|---|
| Revenues: | | | |
| From local sources: | | | |
| Property taxes | \$ 5,816,277 | \$ 1,037,783 | \$ 6,854,060 |
| Tuition | 828,855 | - | 828,855 |
| Earnings on investments | 48,017 | - | 48,017 |
| Charges for services | - | 238,645 | 238,645 |
| Extracurricular | 34,719 | 123,595 | 158,314 |
| Classroom materials and fees | 50,614 | - | 50,614 |
| Other local revenues | 156,321 | - | 156,321 |
| Intergovernmental - state | 9,837,155 | 268,754 | 10,105,909 |
| Intergovernmental - federal | - | 1,248,121 | 1,248,121 |
| Total revenues | <u>16,771,958</u> | <u>2,916,898</u> | <u>19,688,856</u> |
| Expenditures: | | | |
| Current: | | | |
| Instruction: | | | |
| Regular | 6,272,968 | 375,859 | 6,648,827 |
| Special | 1,889,355 | 417,878 | 2,307,233 |
| Vocational | 140,415 | - | 140,415 |
| Other | 475,320 | - | 475,320 |
| Support services: | | | |
| Pupil | 1,213,782 | 5,400 | 1,219,182 |
| Instructional staff | 243,777 | - | 243,777 |
| Board of education | 8,281 | - | 8,281 |
| Administration | 1,548,827 | - | 1,548,827 |
| Fiscal | 385,204 | 22,068 | 407,272 |
| Business | 25,815 | - | 25,815 |
| Operations and maintenance | 1,267,868 | 150,356 | 1,418,224 |
| Pupil transportation | 1,046,562 | 441 | 1,047,003 |
| Central | 66,618 | - | 66,618 |
| Operation of non-instructional services: | | | |
| Other non-instructional services | 26,187 | - | 26,187 |
| Food service operations | - | 699,822 | 699,822 |
| Extracurricular activities | 474,341 | 113,477 | 587,818 |
| Facilities acquisition and construction | 206,963 | 51,870 | 258,833 |
| Debt service: | | | |
| Principal retirement | - | 126,544 | 126,544 |
| Interest and fiscal charges | - | 308,914 | 308,914 |
| Accretion on capital appreciation bonds | - | 545,296 | 545,296 |
| Total expenditures | <u>15,292,283</u> | <u>2,817,925</u> | <u>18,110,208</u> |
| Excess of revenues over expenditures | <u>1,479,675</u> | <u>98,973</u> | <u>1,578,648</u> |
| Other financing sources (uses): | | | |
| Transfers in | - | 5,168 | 5,168 |
| Transfers (out) | (5,168) | - | (5,168) |
| Total other financing sources (uses) | <u>(5,168)</u> | <u>5,168</u> | <u>-</u> |
| Net change in fund balances | 1,474,507 | 104,141 | 1,578,648 |
| Fund balances at beginning of year | 3,904,678 | 914,022 | 4,818,700 |
| Increase in reserve for inventory | - | 3,328 | 3,328 |
| Fund balances at end of year | <u>\$ 5,379,185</u> | <u>\$ 1,021,491</u> | <u>\$ 6,400,676</u> |

SEE ACCOMPANYING NOTES TO THE BASIC FINANCIAL STATEMENTS

**FAIRLESS LOCAL SCHOOL DISTRICT
STARK COUNTY, OHIO**

RECONCILIATION OF THE STATEMENT OF REVENUES, EXPENDITURES
AND CHANGES IN FUND BALANCES OF GOVERNMENTAL FUNDS
TO THE STATEMENT OF ACTIVITIES
FOR THE FISCAL YEAR ENDED JUNE 30, 2017

| | | |
|---|------------|----------------|
| Net change in fund balances - total governmental funds | \$ | 1,578,648 |
| <i>Amounts reported for governmental activities in the statement of activities are different because:</i> | | |
| Governmental funds report capital outlays as expenditures. However, in the statement of activities, the cost of those assets is allocated over their estimated useful lives as depreciation expense. | | |
| Capital asset additions | \$ 428,207 | |
| Current year depreciation | (786,954) | |
| Total | | (358,747) |
| The net effect of various miscellaneous transactions involving capital assets (i.e., sales, disposals, trade-ins, and donations) is to decrease net position. | | |
| | | (32,569) |
| Governmental funds report expenditures for inventory when purchased. However, in the statement of activities, they are reported as an expense when consumed. | | |
| | | 3,328 |
| Revenues in the statement of activities that do not provide current financial resources are not reported as revenues in the funds. | | |
| Taxes | (87,650) | |
| Earnings on investments | (352) | |
| Intergovernmental | (22,028) | |
| Total | | (110,030) |
| Repayment of principal and interest on capital appreciation bonds and capital leases is an expenditure in the governmental funds, but the repayment reduces long-term liabilities on the statement of net position. | | |
| | | 671,840 |
| In the statement of activities, interest is accrued on outstanding bonds, whereas in governmental funds, an interest expenditure is reported when due. | | |
| Decrease in accrued interest payable | 8,878 | |
| Accreted interest on capital appreciation bonds | (644,016) | |
| Amortization of bond premiums | 78,250 | |
| Amortization of deferred charges | (68,251) | |
| Total | | (625,139) |
| Some expenses reported in the statement of activities, such as compensated absences, do not require the use of current financial resources and therefore are not reported as expenditures in governmental funds. | | |
| | | 50,402 |
| Contractually required contributions are reported as expenditures in governmental funds; however, the statement of net position reports these amounts as deferred outflows. | | |
| | | 1,181,748 |
| Except for amounts reported as deferred inflows/outflows, changes in the net pension liability are reported as pension expense in the statement of activities. | | |
| | | (1,413,668) |
| Change in net position of governmental activities | \$ | 945,813 |

SEE ACCOMPANYING NOTES TO THE BASIC FINANCIAL STATEMENTS

**FAIRLESS LOCAL SCHOOL DISTRICT
STARK COUNTY, OHIO**

STATEMENT OF REVENUES, EXPENDITURES AND CHANGES IN
FUND BALANCE - BUDGET AND ACTUAL (NON-GAAP BUDGETARY BASIS)
GENERAL FUND
FOR THE FISCAL YEAR ENDED JUNE 30, 2017

| | <u>Budgeted Amounts</u> | | <u>Actual</u> | <u>Variance with Final Budget Positive (Negative)</u> |
|---|-------------------------|---------------------|---------------------|---|
| | <u>Original</u> | <u>Final</u> | | |
| Revenues: | | | | |
| From local sources: | | | | |
| Taxes | \$ 5,455,000 | \$ 5,776,120 | \$ 5,776,121 | \$ 1 |
| Tuition. | 610,000 | 828,854 | 828,855 | 1 |
| Earnings on investments | 15,000 | 44,076 | 50,476 | 6,400 |
| Other local revenues | 285,000 | 249,686 | 251,769 | 2,083 |
| Intergovernmental - state | 9,705,000 | 9,760,816 | 9,760,814 | (2) |
| Total revenues | <u>16,070,000</u> | <u>16,659,552</u> | <u>16,668,035</u> | <u>8,483</u> |
| Expenditures: | | | | |
| Current: | | | | |
| Instruction: | | | | |
| Regular | 6,153,305 | 6,177,730 | 6,177,729 | 1 |
| Special. | 1,913,214 | 1,865,829 | 1,865,829 | - |
| Vocational. | 138,802 | 140,858 | 140,858 | - |
| Other. | 501,499 | 487,568 | 487,568 | - |
| Support services: | | | | |
| Pupil. | 1,219,057 | 1,225,248 | 1,225,248 | - |
| Instructional staff | 227,615 | 257,037 | 257,037 | - |
| Board of education | 12,349 | 9,361 | 9,361 | - |
| Administration. | 1,533,133 | 1,534,576 | 1,534,576 | - |
| Fiscal | 440,969 | 390,870 | 390,870 | - |
| Business | 21,071 | 21,804 | 21,804 | - |
| Operations and maintenance. | 1,445,663 | 1,347,614 | 1,347,614 | - |
| Pupil transportation | 1,027,900 | 1,067,964 | 1,067,964 | - |
| Central. | 66,005 | 82,667 | 82,667 | - |
| Extracurricular activities. | 489,718 | 476,677 | 476,677 | - |
| Facilities acquisition and construction | 217,765 | 207,412 | 207,412 | - |
| Total expenditures | <u>15,408,065</u> | <u>15,293,215</u> | <u>15,293,214</u> | <u>1</u> |
| Excess of revenues over expenditures. | <u>661,935</u> | <u>1,366,337</u> | <u>1,374,821</u> | <u>8,484</u> |
| Other financing uses: | | | | |
| Transfers (out). | (35,304) | (22,768) | (22,768) | - |
| Total other financing uses | <u>(35,304)</u> | <u>(22,768)</u> | <u>(22,768)</u> | <u>-</u> |
| Net change in fund balance | 626,631 | 1,343,569 | 1,352,053 | 8,484 |
| Fund balance at beginning of year | 4,837,767 | 4,837,767 | 4,837,767 | - |
| Prior year encumbrances appropriated | 204,165 | 204,165 | 204,165 | - |
| Fund balance at end of year | <u>\$ 5,668,563</u> | <u>\$ 6,385,501</u> | <u>\$ 6,393,985</u> | <u>\$ 8,484</u> |

SEE ACCOMPANYING NOTES TO THE BASIC FINANCIAL STATEMENTS

**FAIRLESS LOCAL SCHOOL DISTRICT
STARK COUNTY, OHIO**

STATEMENT OF FIDUCIARY NET POSITION
FIDUCIARY FUNDS
JUNE 30, 2017

| | Private-Purpose Trust | |
|---|----------------------------------|---------------|
| | Scholarship | Agency |
| Assets: | | |
| Current assets: | | |
| Equity in pooled cash and investments | \$ 3,000 | \$ 82,869 |
| Receivables: | | |
| Accounts | - | 150 |
| Total assets. | 3,000 | \$ 83,019 |
| Liabilities: | | |
| Accounts payable. | - | \$ 6,079 |
| Accrued wages and benefits | - | 155 |
| Intergovernmental payable | - | 30 |
| Due to students. | - | 76,755 |
| Total liabilities | - | \$ 83,019 |
| Net position: | | |
| Held in trust for scholarships | 3,000 | |
| Total net position. | \$ 3,000 | |

SEE ACCOMPANYING NOTES TO THE BASIC FINANCIAL STATEMENTS

**FAIRLESS LOCAL SCHOOL DISTRICT
STARK COUNTY, OHIO**

STATEMENT OF CHANGES IN FIDUCIARY NET POSITION
FIDUCIARY FUND
FOR THE FISCAL YEAR ENDED JUNE 30, 2017

| | <u>Private-Purpose Trust</u> | |
|--|----------------------------------|---------------------|
| | <u>Scholarship</u> | |
| Net position at beginning of year. | \$ | <u>3,000</u> |
| Net position at end of year | \$ | <u><u>3,000</u></u> |

SEE ACCOMPANYING NOTES TO THE BASIC FINANCIAL STATEMENTS

THIS PAGE IS INTENTIONALLY LEFT BLANK

**FAIRLESS LOCAL SCHOOL DISTRICT
STARK COUNTY, OHIO**

NOTES TO THE BASIC FINANCIAL STATEMENTS
FOR THE FISCAL YEAR ENDED JUNE 30, 2017

NOTE 1 - DESCRIPTION OF THE SCHOOL DISTRICT

The Fairless Local School District (the “District”) is a body politic and corporate established for the purpose of exercising the rights and privileges conveyed to it by the constitution and laws of the State of Ohio. The District is a local district as defined by Section 3311.03 of the Ohio Revised Code. The District is governed by a five-member Board of Education (the “Board”) elected by its citizens, which is responsible for the provision of public education to residents of the District.

The District encompasses all or portions of several villages and townships which are almost entirely located in Stark County, Ohio and serves an area of approximately 107 square miles. The District’s facilities are staffed by 12 administrators, 91 classified employees and 100 certified employees who provide services to 1,593 students and other community members. For fiscal year ended June 30, 2017, the District operated an elementary school, a middle school and a high school.

NOTE 2 - SUMMARY OF SIGNIFICANT ACCOUNTING POLICIES

The basic financial statements of the District have been prepared in conformity with accounting principles generally accepted in the United States of America (GAAP) as applied to governmental units. The Governmental Accounting Standards Board (GASB) is the accepted standard-setting body for establishing governmental accounting and financial reporting principles. The District’s significant accounting policies are described below.

A. Reporting Entity

The reporting entity has been defined in accordance with GASB Statement No. 14, “The Financial Reporting Entity” as amended by GASB Statement No. 39, “Determining Whether Certain Organizations Are Component Units” and GASB Statement No. 61, “The Financial Reporting Entity: Omnibus an amendment of GASB Statements No. 14 and No. 34”. The reporting entity is composed of the primary government and component units. The primary government consists of all funds, departments, boards and agencies that are not legally separate from the District. For the District, this includes general operations, food service, and student related activities of the District.

Component units are legally separate organizations for which the District is financially accountable. The District is financially accountable for an organization if the District appoints a voting majority of the organization’s Governing Board and (1) the District is able to significantly influence the programs or services performed or provided by the organization; or (2) the District is legally entitled to or can otherwise access the organization’s resources; or (3) the District is legally obligated or has otherwise assumed the responsibility to finance the deficits of, or provide financial support to, the organization; or (4) the District is obligated for the debt of the organization. Component units may also include organizations that are fiscally dependent on the District in that the District approves the budget, the issuance of debt or the levying of taxes. Certain organizations are also included as component units if the nature and significance of the relationship between the primary government and the organization is such that exclusion by the primary government would render the primary government’s financial statements incomplete or misleading. Based upon the application of these criteria, the District has no component units. The basic financial statements of the reporting entity include only those of the District (the primary government).

**FAIRLESS LOCAL SCHOOL DISTRICT
STARK COUNTY, OHIO**

NOTES TO THE BASIC FINANCIAL STATEMENTS
FOR THE FISCAL YEAR ENDED JUNE 30, 2017

NOTE 2 - SUMMARY OF SIGNIFICANT ACCOUNTING POLICIES - (Continued)

The following organizations are described due to their relationship to the District:

JOINTLY GOVERNED ORGANIZATIONS

Stark/Portage Area Computer Consortium

The Stark/Portage Area Computer Consortium (SPARCC) is a jointly governed organization created as a regional council of governments pursuant to State statutes made up of public school districts and county boards of education from Stark, Portage, and Carroll Counties. The primary function of SPARCC is to provide data processing services to its member districts with the major emphasis being placed on accounting, inventory control and payroll services. Other areas of service provided by SPARCC include student scheduling, registration, grade reporting, and test scoring. Each member district pays an annual fee for the services provided by SPARCC.

SPARCC is governed by a board of directors comprised of each Superintendent with the Consortium. The Stark County Educational Service Center serves as the fiscal agent of the Consortium and receives funding from the State Department of Education. Each district has one vote in all matters and each member district's control over budgeting and financing of SPARCC is limited to its voting authority and any representation it may have on the Board of Directors. The continued existence of SPARCC is not dependent on the District's continued participation and no equity interest exists. The District paid \$174,852 to SPARCC during fiscal year 2017 for services. Financial information can be obtained by writing the Stark/Portage Area Computer Consortium, 2100 38th Street NW, Canton, Ohio 44709.

Stark County Area Joint Vocational School

The Stark County Area Joint Vocational School is a separate body politic and corporate, established by the Ohio Revised Code to provide for vocational and special education needs of the students. The Stark County Area Joint Vocational School is a distinct political subdivision of the State of Ohio operated under the direction of a seven member Board, consisting of one representative from each of the six participating districts' Boards and one Board Member that rotates from each participating district, and has its own budgeting and taxing authority. Financial information can be obtained by writing the Stark County Area Joint Vocational School, 6805 Richville Drive, S.W., Massillon, Ohio 44646.

Stark County Tax Incentive Review Council

Stark County Tax Incentive Review Council (SCTIRC) is a jointly governed organization, created as an advisory council pursuant to State statutes. SCTIRC has 24 members, consisting of three members appointed by the County Commissioners, four members appointed by municipal corporations, ten members appointed by township trustees, one member from the county auditor's office and six members appointed by Boards of education located within the enterprise zones of Stark County. The SCTIRC reviews and evaluates the performance of each Enterprise Zone Agreement. This body is advisory in nature and cannot directly impact an existing Enterprise Zone Agreement; however, the council can make written recommendations to the legislative authority that approved the agreement. There is no cost associated with being a member of this Council. The continued existence of the SCTIRC is not dependent upon the District's continued participation and no measurable equity interest exists.

**FAIRLESS LOCAL SCHOOL DISTRICT
STARK COUNTY, OHIO**

NOTES TO THE BASIC FINANCIAL STATEMENTS
FOR THE FISCAL YEAR ENDED JUNE 30, 2017

NOTE 2 - SUMMARY OF SIGNIFICANT ACCOUNTING POLICIES - (Continued)

PUBLIC ENTITY RISK POOL

Stark County School Council of Governments Health Benefit Plan

The Stark County School Council of Governments Health Benefit Plan (Council) is a shared risk pool created pursuant to State statute for the purpose of administering health care benefits. The Council is governed by an assembly which consists of one representative from each participating member. The assembly elects officers for one year terms to serve on the Board of Directors. The assembly exercises control over the operation of the Council. All Council revenues are generated from charges for services received from the participating members, based on the established premiums for the insurance plans. Each member reserves the right to terminate the plan in whole or in part, at any time. If it is terminated, no further contributions will be made, but the benefits under the insurance contract shall be paid in accordance with the terms of the contract.

INSURANCE PURCHASING POOL

The District participates in a group rating plan for workers' compensation as established under Section 4123.29 of the Ohio Revised Code. SchoolComp is jointly sponsored by the Ohio Association of School Business Officials (OASBO) and the Ohio School Board Association (OSBA) as a group purchasing pool.

B. Fund Accounting

The District uses funds to maintain its financial records during the year. A fund is defined as a fiscal and accounting entity with a self balancing set of accounts. There are three categories of funds: governmental, proprietary and fiduciary.

GOVERNMENTAL FUNDS

Governmental funds are those through which most governmental functions typically are financed. Governmental fund reporting focuses on the sources, uses and balances of current financial resources. Expendable assets are assigned to the various governmental funds according to the purposes for which they may or must be used. Current liabilities and deferred inflows of resources are assigned to the fund from which they will be paid. The difference between governmental fund assets and deferred outflows of resources and liabilities and deferred inflows of resources is reported as fund balance. The following is the District's major governmental funds.

General fund - The general fund is used to account for and report all financial resources not accounted for and reported in another fund. The general fund balance is available for any purpose provided it is expended or transferred according to the general laws of Ohio.

Other governmental funds of the District are used to account for (a) financial resources that are restricted, committed, or assigned to expenditures for capital outlays including the acquisition or construction of capital facilities and other capital assets, (b) specific revenue sources that are restricted or committed to an expenditure for specified purposes other than debt service or capital projects and (c) financial resources that are restricted, committed, or assigned to expenditure for principal and interest.

PROPRIETARY FUNDS

Proprietary funds are used to account for the District's ongoing activities which are similar to those often found in the private sector. The District has no proprietary funds.

**FAIRLESS LOCAL SCHOOL DISTRICT
STARK COUNTY, OHIO**

NOTES TO THE BASIC FINANCIAL STATEMENTS
FOR THE FISCAL YEAR ENDED JUNE 30, 2017

NOTE 2 - SUMMARY OF SIGNIFICANT ACCOUNTING POLICIES - (Continued)

FIDUCIARY FUNDS

Fiduciary fund reporting focuses on net position and changes in net position. The fiduciary fund category is split into four classifications: pension trust funds, investment trust funds, private-purpose trust funds and agency funds. Trust funds are used to account for assets held by the District under a trust agreement for individuals, private organizations, or other governments and are therefore not available to support the District's own programs. The District's only trust fund is a private-purpose trust which accounts for a scholarship program for students. Agency funds are custodial in nature (assets equal liabilities) and do not involve measurement of results of operations. The District's agency funds account for student activities and District agency activities.

C. Basis of Presentation and Measurement Focus

Government-wide Financial Statements - The statement of net position and the statement of activities display information about the District as a whole. These statements include the financial activities of the primary government, except for fiduciary funds.

The government-wide statement of activities presents a comparison between direct expenses and program revenues for each function or program of the governmental activities of the District. Direct expenses are those that are specifically associated with a service, program or department and therefore clearly identifiable to a particular function. Program revenues include amounts paid by the recipient of goods or services offered by the program and grants and contributions that are restricted to meeting the operational or capital requirements of a particular program. Revenues not classified as program revenues are presented as general revenues of the District.

The government-wide financial statements are prepared using the economic resources measurement focus. All assets and deferred outflows of resources and all liabilities and deferred inflows of resources associated with the operation of the District are included on the statement of net position.

Fund Financial Statements - Fund financial statements report detailed information about the District. The focus of governmental fund financial statements is on major funds rather than reporting funds by type. Each major fund is presented in a separate column, and all nonmajor funds are aggregated into one column. Fiduciary funds are reported by fund type.

All governmental funds are accounted for using a flow of current financial resources measurement focus. With this measurement focus, only current assets and deferred outflows of resources and current liabilities and deferred inflows of resources generally are included on the balance sheet. The statement of revenues, expenditures and changes in fund balances reports on the sources (i.e., revenues and other financing sources) and uses (i.e., expenditures and other financing uses) of current financial resources. This approach differs from the manner in which the governmental activities of the government-wide financial statements are prepared. Governmental fund financial statements therefore include reconciliation with brief explanations to better identify the relationship between the government-wide statements and the statements for governmental funds.

The private-purpose trust fund is reported using the economic resources measurement focus. Agency funds do not report a measurement focus as they do not report operations.

**FAIRLESS LOCAL SCHOOL DISTRICT
STARK COUNTY, OHIO**

NOTES TO THE BASIC FINANCIAL STATEMENTS
FOR THE FISCAL YEAR ENDED JUNE 30, 2017

NOTE 2 - SUMMARY OF SIGNIFICANT ACCOUNTING POLICIES - (Continued)

D. Basis of Accounting

Basis of accounting determines when transactions are recorded in the financial records and reported on the financial statements. Government-wide financial statements are prepared using the accrual basis of accounting. Governmental funds use the modified accrual basis of accounting. Fiduciary funds also use the accrual basis of accounting.

Revenues - Exchange and Nonexchange Transactions - Revenue resulting from exchange transactions, in which each party gives and receives essentially equal value, is recorded on the accrual basis when the exchange takes place. On a modified accrual basis, revenue is recorded in the fiscal year in which the resources are measurable and become available. Available means that the resources will be collected within the current fiscal year or are expected to be collected soon enough thereafter to be used to pay liabilities of the current fiscal year. For the District, available means expected to be received within thirty-one days of fiscal year end.

Nonexchange transactions, in which the District receives value without directly giving equal value in return, include property taxes, grants, entitlements and donations. On an accrual basis, revenue from property taxes is recognized in the fiscal year for which the taxes are levied (See Note 5). Revenue from grants, entitlements and donations is recognized in the fiscal year in which all eligibility requirements have been satisfied. Eligibility requirements include timing requirements, which specify the year when the resources are required to be used or the fiscal year when use is first permitted, matching requirements, in which the District must provide local resources to be used for a specified purpose, and expenditure requirements, in which the resources are provided to the District on a reimbursement basis. On a modified accrual basis, revenue from nonexchange transactions must also be available before it can be recognized.

Under the modified accrual basis, the following revenue sources are considered to be both measurable and available at fiscal year end: property taxes available as an advance, interest, tuition, grants, and student fees.

Deferred Outflows of Resources and Deferred Inflows of Resources - In addition to assets, the government-wide statement of net position will report a separate section for deferred outflows of resources. Deferred outflows of resources, represents a consumption of net position that applies to a future period and will not be recognized as an outflow of resources (expense/expenditure) until then. For the District, see Note 11 for deferred outflows of resources related to the District's net pension liability. In addition, deferred outflows of resources include a deferred charge on debt refunding. A deferred charge on refunding results from the difference in the carrying value of refunded debt and its reacquisition price. This amount is deferred and amortized over the shorter of the life of the refunded or refunding debt.

**FAIRLESS LOCAL SCHOOL DISTRICT
STARK COUNTY, OHIO**

NOTES TO THE BASIC FINANCIAL STATEMENTS
FOR THE FISCAL YEAR ENDED JUNE 30, 2017

NOTE 2 - SUMMARY OF SIGNIFICANT ACCOUNTING POLICIES - (Continued)

In addition to liabilities, both the government-wide statement of net position and the governmental fund financial statements report a separate section for deferred inflows of resources. Deferred inflows of resources represent an acquisition of net position that applies to a future period and will not be recognized as an inflow of resources (revenue) until that time. For the District, deferred inflows of resources include property taxes, and unavailable revenue. Property taxes represent amounts for which there is an enforceable legal claim as of June 30, 2017, but which were levied to finance fiscal year 2018 operations. These amounts have been recorded as a deferred inflow of resources on both the government-wide statement of net position and the governmental fund financial statements. Unavailable revenue is reported only on the governmental funds balance sheet, and represents receivables which will not be collected within the available period. For the District unavailable revenue includes, but is not limited to, delinquent property taxes and intergovernmental grants. These amounts are deferred and recognized as an inflow of resources in the period the amounts become available.

For the District, see Note 11 for deferred inflows of resources related to the District's net pension liability. This deferred inflow of resources is only reported on the government-wide statement of net position.

Expenses/Expenditures - On the accrual basis of accounting, expenses are recognized at the time they are incurred. The entitlement value of donated commodities received during the year is reported in the statement of revenues, expenditures and changes in fund balances as an expenditure with a like amount reported as intergovernmental revenue.

The measurement focus of governmental fund accounting is on decreases in net financial resources (expenditures) rather than expenses. Expenditures are generally recognized in the accounting period in which the related fund liability is incurred, if measurable. Allocations of cost, such as depreciation and amortization, are not recognized in governmental funds.

E. Budgets

The budgetary process is prescribed by provisions of the Ohio Revised Code and entails the preparation of budgetary documents within an established timetable. The major documents prepared are the tax budget, the certificate of estimated resources, and the appropriation resolution, all of which are prepared on the budgetary basis of accounting. The certificate of estimated resources and the appropriations resolution are subject to amendment throughout the year with the legal restriction that appropriations cannot exceed estimated resources, as certified. All funds, other than the agency funds, are legally required to be budgeted and appropriated. The legal level of budgetary control has been established by the Board of Education at the fund level for all funds. Any budgetary modifications at these levels of control may only be made by resolution of the Board of Education.

Tax Budget:

On October 25, 2005, the Stark County Budget Commission voted to waive the requirements that school districts adopt a tax budget as required by Section 5705.28 of the Ohio Revised Code, by January 15 and the filing by January 20. The Budget Commission now requires an alternative tax budget be submitted by January 20 which no longer requires specific Board approval.

**FAIRLESS LOCAL SCHOOL DISTRICT
STARK COUNTY, OHIO**

NOTES TO THE BASIC FINANCIAL STATEMENTS
FOR THE FISCAL YEAR ENDED JUNE 30, 2017

NOTE 2 - SUMMARY OF SIGNIFICANT ACCOUNTING POLICIES - (Continued)

Estimated Resources:

By April 1, the Board of Education accepts, by formal resolution, the tax rates as determined by the Budget Commission and receives the Commission's certificate of estimated resources, which states the projected revenue of each fund. Prior to July 1, the District must revise its budget so that total contemplated expenditures from any fund during the ensuing year will not exceed the amount stated in the certificate of estimated resources. The revised budget then serves as a basis for the appropriation measure. On or about July 1, the certificate is amended to include any unencumbered cash balances from the preceding year. The certificate may be further amended during the year if projected increases or decreases in revenue are identified by the District Treasurer. The amounts reported in the budgetary statement, reflect the amounts from the certificate of amended resources that was in effect at the time the original and final appropriations were passed by the Board of Education.

Appropriations:

Upon receipt from the County Auditor of a certificate of estimated resources based on final assessed values and tax rates or a certificate saying no new certificate is necessary, the annual appropriation resolution is enacted by the Board of Education. Prior to the passage of the annual appropriation measure, the Board may pass a temporary appropriation measure to meet the ordinary expenses of the District. The appropriation resolution, at the fund level for all funds, must be within the estimated resources as certified by the County Budget Commission and the total of expenditures may not exceed the appropriation totals at the legal level of control. Any revisions that alter the level of budgetary control must be approved by the Board of Education.

The appropriation resolution is subject to amendment by the Board throughout the year with the restriction that appropriations may not exceed estimated revenues. The amounts reported as the original budget amounts reflect the first appropriation for that fund that covered the entire fiscal year, including amounts automatically carried over from prior year. The amounts reported as the final budgeted amounts represent the final appropriation amounts passed by the Board during the year.

Encumbrances:

As part of formal budgetary control, purchase orders, contracts and other commitments for the expenditure of monies are recorded as the equivalent of expenditures on the non-GAAP budgetary basis in order to reserve that portion of the applicable appropriation and to determine and maintain legal compliance. Encumbrances plus expenditures may not legally exceed appropriations at the legal level of control. On the GAAP basis, encumbrances outstanding at fiscal year-end are reported as components of restricted, committed, or assigned classification of fund balance.

Lapsing of Appropriations:

At the close of each fiscal year, the unencumbered balance of each appropriation reverts to the respective fund from which it was appropriated and becomes subject to future appropriation. Encumbered appropriations are carried forward to the succeeding fiscal year and are not reappropriated.

F. Cash and Investments

To improve cash management, cash received by the District is pooled in a central bank account. Monies for all funds are maintained in this pool. Individual fund integrity is maintained through the District's records. Each fund's interest in the pool is presented as "equity in pooled cash and investments" on the basic financial statements.

**FAIRLESS LOCAL SCHOOL DISTRICT
STARK COUNTY, OHIO**

NOTES TO THE BASIC FINANCIAL STATEMENTS
FOR THE FISCAL YEAR ENDED JUNE 30, 2017

NOTE 2 - SUMMARY OF SIGNIFICANT ACCOUNTING POLICIES - (Continued)

During fiscal year 2017, investments were limited to investments in the State Treasury Asset Reserve of Ohio (STAR Ohio), negotiable certificates of deposit and mutual funds. Except for nonparticipating investment contracts, investments are reported at fair value, which is based on quoted market prices.

During fiscal year 2017, the District invested in STAR Ohio. STAR Ohio (the State Treasury Asset Reserve of Ohio), is an investment pool managed by the State Treasurer's Office which allows governments within the State to pool their funds for investment purposes. STAR Ohio is not registered with the SEC as an investment company, but has adopted Governmental Accounting Standards Board (GASB), Statement No. 79, "Certain External Investment Pools and Pool Participants." The District measures its investment in STAR Ohio at the net asset value (NAV) per share provided by STAR Ohio. The NAV per share is calculated on an amortized cost basis that provides an NAV per share that approximates fair value.

For fiscal year 2017, there were no limitations or restrictions on any participant withdrawals due to redemption notice periods, liquidity fees, or redemption gates. However, notice must be given 24 hours in advance of all deposits and withdrawals exceeding \$25 million. STAR Ohio reserves the right to limit the transaction to \$50 million, requiring the excess amount to be transacted the following business day(s), but only to the \$50 million limit. All accounts of the participant will be combined for these purposes.

Under existing Ohio statutes all investment earnings are assigned to the general fund unless statutorily required to be credited to a specific fund. The Board of Education has, by resolution, specified the funds to receive an allocation of interest earnings. Interest revenue credited to the general fund during fiscal year 2017 amounted to \$48,017, which includes \$8,173 assigned from other District funds.

For presentation on the basic financial statements, investments of the cash management pool and investments with original maturities of three months or less at the time they are purchased by the District are considered to be cash equivalents. Investments with an initial maturity of more than three months are reported as investments.

An analysis of the District's investment account at year end is provided in Note 4.

G. Inventory

On government-wide and fund financial statements, purchased inventories are presented at the lower of cost or market and donated commodities are presented at their entitlement value. Inventories are recorded on a first-in, first-out basis. Inventories are accounted for using the purchase method on the fund financial statements and using the consumption method on the government-wide statements.

On the fund financial statements, reported material and supplies inventory is equally offset by a nonspendable fund balance in the governmental funds which indicates that it does not constitute available spendable resources even though it is a component of net current position.

Inventory consists of expendable supplies held for consumption, donated food and purchased food.

H. Capital Assets

General capital assets are those assets specifically related to governmental activities. These assets result from expenditures in the governmental funds. These assets are reported in the governmental activities column of the government-wide statement of net position, but are not reported in the fund financial statements.

**FAIRLESS LOCAL SCHOOL DISTRICT
STARK COUNTY, OHIO**

NOTES TO THE BASIC FINANCIAL STATEMENTS
FOR THE FISCAL YEAR ENDED JUNE 30, 2017

NOTE 2 - SUMMARY OF SIGNIFICANT ACCOUNTING POLICIES - (Continued)

All capital assets are capitalized at cost (or estimated historical cost) and updated for additions and deductions during the year. Donated capital assets are recorded at their acquisition value. The District maintains a capitalization threshold of \$2,500. The District does not possess any infrastructure. Improvements are capitalized; the costs of normal maintenance and repairs that do not add to the value of the asset or materially extend an asset's life are not.

All reported capital assets except land are depreciated. Improvements are depreciated over the remaining useful lives of the related capital assets.

Depreciation is computed using the straight-line method over the following useful lives:

| Description | Estimated Lives |
|----------------------------|-----------------|
| Land improvements | 20 years |
| Buildings and improvements | 25 - 50 years |
| Furniture and equipment | 5 - 20 years |
| Vehicles | 6 - 10 years |

I. Interfund Balances

On fund financial statements, receivables and payables resulting from short-term interfund loans are classified as "due to/from other funds". These amounts are eliminated in the governmental activities column on the statement of net position.

J. Compensated Absences

Compensated absences of the District consist of vacation leave and sick leave to the extent that payments to the employee for these absences are attributable to services already rendered and are not contingent on a specific event that is outside the control of the District and the employee.

In accordance with the provisions of GASB Statement No. 16, "Accounting for Compensated Absences", a liability for vacation leave is accrued if a) the employees' rights to payment are attributable to services already rendered; and b) it is probable that the employer will compensate the employees for the benefits through paid time off or other means, such as cash payment at termination or retirement. An accrual for earned sick leave is made to the extent that it is probable that the benefits will result in termination (severance) payments. A liability for sick leave is accrued using the vesting method; i.e., the liability is based on the sick leave accumulated at the balance sheet date by those employees who are currently eligible to receive termination (severance) payments, as well as those employees expected to become eligible in the future. For purposes of establishing a liability for sick leave on employees expected to become eligible to retire in the future, all employees age fifty-two or greater with at least twenty-two years of service, age fifty-seven or greater with at least two years of service or any age with at least twenty-seven years of service were considered expected to become eligible to retire in accordance with GASB Statement No. 16.

The total liability for vacation and sick leave payments has been calculated using pay rates in effect at June 30, 2017 and reduced to the maximum payment allowed by labor contract and/or statute, plus any additional salary related payments.

The entire compensated absence liability is reported on the government-wide financial statements.

**FAIRLESS LOCAL SCHOOL DISTRICT
STARK COUNTY, OHIO**

NOTES TO THE BASIC FINANCIAL STATEMENTS
FOR THE FISCAL YEAR ENDED JUNE 30, 2017

NOTE 2 - SUMMARY OF SIGNIFICANT ACCOUNTING POLICIES - (Continued)

For governmental fund financial statements, compensated absences are recognized as liabilities and expenditures as payments come due each period upon the occurrence of employee resignations and retirements.

K. Accrued Liabilities and Long-Term Obligations

All payables, accrued liabilities and long-term obligations are reported in the government-wide financial statements.

In general, governmental fund payables and accrued liabilities that, once incurred, are paid in a timely manner and in full from current financial resources are reported as obligations of the funds. However, compensated absences that will be paid from governmental funds are reported as a liability in the fund financial statements only to the extent that they are due for payment during the current year.

L. Unamortized Bond Premiums and Discounts/Refunding Difference

Bond premiums and discounts are amortized over the term of the bonds using the straight-line method. Bond premiums are presented as an addition to the face amount of the bonds. Bond discounts are presented as a reduction to the face amount of the bonds.

For advance refunding resulting in the defeasance of debt, the difference between the reacquisition price and the net carrying amount of the old debt is deferred and amortized as a component of interest expense. This refunding difference is amortized over the remaining life of the old debt or the life of the new debt, whichever is shorter, and is presented as a deferred outflow of resources.

On the governmental fund financial statements, issuance costs, bond premiums, bond discounts, and deferred charges from refunding are recognized in the current period. The reconciliation between the bonds face value and the amount reported on the statement of net position is presented in Note 8A.

M. Fund Balance

Fund balance is divided into five classifications based primarily on the extent to which the District is bound to observe constraints imposed upon the use of the resources in the governmental funds. The classifications are as follows:

Nonspendable - The nonspendable fund balance classification includes amounts that cannot be spent because they are not in spendable form or legally required to be maintained intact. The "not in spendable form" criterion includes items that are not expected to be converted to cash. It also includes the long-term amount of loans receivable.

Restricted - Fund balance is reported as restricted when constraints are placed on the use of resources that are either externally imposed by creditors (such as through debt covenants), grantors, contributors, or laws or regulations of other governments, or imposed by law through constitutional provisions or enabling legislation.

**FAIRLESS LOCAL SCHOOL DISTRICT
STARK COUNTY, OHIO**

NOTES TO THE BASIC FINANCIAL STATEMENTS
FOR THE FISCAL YEAR ENDED JUNE 30, 2017

NOTE 2 - SUMMARY OF SIGNIFICANT ACCOUNTING POLICIES - (Continued)

Committed - The committed fund balance classification includes amounts that can be used only for the specific purposes imposed by a formal action (resolution) of the District Board of Education (the highest level of decision making authority). Those committed amounts cannot be used for any other purpose unless the District Board of Education removes or changes the specified use by taking the same type of action (resolution) it employed to previously commit those amounts. Committed fund balance also incorporates contractual obligations to the extent that existing resources in the fund have been specifically committed for use in satisfying those contractual requirements.

Assigned - Amounts in the assigned fund balance classification are intended to be used by the District for specific purposes but do not meet the criteria to be classified as restricted nor committed. In governmental funds other than the general fund, assigned fund balance represents the remaining amount that is not restricted or committed. In the general fund, assigned amounts represent intended uses established by policies of the District Board of Education, which includes giving the Treasurer the authority to constrain monies for intended purposes.

Unassigned - Unassigned fund balance is the residual classification for the general fund and includes all spendable amounts not contained in the other classifications. In other governmental funds, the unassigned classification is only used to report a deficit fund balance resulting from overspending for specific purposes for which amounts had been restricted, committed, or assigned.

The District applies restricted resources first when expenditures are incurred for purposes for which restricted and unrestricted (committed, assigned, and unassigned) fund balance is available. Similarly, within unrestricted fund balance, committed amounts are reduced first followed by assigned, and then unassigned amounts when expenditures are incurred for purposes for which amounts in any of the unrestricted fund balance classifications could be used.

N. Net Position

Net position represents the difference between assets and deferred outflows of resources and liabilities and deferred inflows of resources. The net position component "net investment in capital assets," consists of capital assets, net of accumulated depreciation, reduced by the outstanding balances of any borrowing used for the acquisition, construction or improvement of those assets. Deferred outflows of resources and deferred inflows of resources that are attributable to the acquisition, construction or improvement of those assets or related debt also should be included in this component of net position. Net position is reported as restricted when there are limitations imposed on its use either through the enabling legislation adopted by the District or through external restrictions imposed by creditors, grantors or laws or regulations of other governments.

The District applies restricted resources first when an expense is incurred for purposes for which both restricted and unrestricted net position is available.

O. Prepayments

Certain payments to vendors reflect the costs applicable to future accounting periods and are recorded as prepaid items in both government-wide and fund financial statements. These items are reported as assets on the balance sheet using the consumption method. A current asset for the prepaid amounts is recorded at the time of the purchase and the expenditure/expense is reported in the year in which services are consumed.

**FAIRLESS LOCAL SCHOOL DISTRICT
STARK COUNTY, OHIO**

NOTES TO THE BASIC FINANCIAL STATEMENTS
FOR THE FISCAL YEAR ENDED JUNE 30, 2017

NOTE 2 - SUMMARY OF SIGNIFICANT ACCOUNTING POLICIES - (Continued)

At fiscal year-end, because prepayments are not available to finance future governmental fund expenditures, the fund balance is considered nonspendable in an amount equal to the carrying value of the asset on the fund financial statement.

P. Interfund Transactions

Interfund transfers are reported as other financing sources/uses for governmental funds in the fund financial statements. All transfers between governmental funds have been eliminated within the governmental activities column of the statement of activities.

Q. Pensions

For purposes of measuring the net pension liability, deferred outflows of resources and deferred inflows of resources related to pensions, and pension expense, information about the fiduciary net position of the pension plans and additions to/deductions from their fiduciary net position have been determined on the same basis as they are reported by the pension systems. For this purpose, benefit payments (including refunds of employee contributions) are recognized when due and payable in accordance with the benefit terms. The pension systems report investments at fair value.

R. Estimates

The preparation of the basic financial statements in conformity with GAAP requires management to make estimates and assumptions that affect the amounts reported in the basic financial statements and accompanying notes. Actual results may differ from those estimates.

S. Extraordinary and Special Items

Extraordinary items are transactions or events that are both unusual in nature and infrequent in occurrence. Special items are transactions or events that are within the control of the Board of Education and that are either unusual in nature or infrequent in occurrence. Neither type of transaction occurred during fiscal year 2017.

T. Fair Value

The District categorizes its fair value measurements within the fair value hierarchy established by generally accepted accounting principles. The hierarchy is based on the valuation inputs used to measure the fair value of the asset. Level 1 inputs are quoted prices in active markets for identical assets; Level 2 inputs are significant other observable inputs; Level 3 inputs are significant unobservable inputs.

NOTE 3 - ACCOUNTABILITY AND COMPLIANCE

Change in Accounting Principles

For fiscal year 2017, the District has implemented GASB Statement No. 77, "*Tax Abatement Disclosures*", GASB Statement No. 78, "*Pensions Provided Through Certain Multiple-Employer Defined Benefit Pension Plans*", GASB Statement No. 80, "*Blending Requirements for Certain Component Units - An Amendment of GASB Statement No. 14*" and GASB Statement No. 82, "*Pension Issues - An Amendment of GASB Statements No. 67, No. 68 and No. 73*".

**FAIRLESS LOCAL SCHOOL DISTRICT
STARK COUNTY, OHIO**

**NOTES TO THE BASIC FINANCIAL STATEMENTS
FOR THE FISCAL YEAR ENDED JUNE 30, 2017**

NOTE 3 - ACCOUNTABILITY AND COMPLIANCE - (Continued)

GASB Statement No. 77 requires governments that enter into tax abatement agreements to disclose certain information about the agreement. GASB Statement No. 77 also requires disclosures related to tax abatement agreements that have been entered into by other governments that reduce the reporting government's tax revenues. These disclosures were incorporated in the District's fiscal year 2017 financial statements (see Note 18); however, there was no effect on beginning net position/fund balance.

GASB Statement No. 78 establishes accounting and financial reporting standards for defined benefit pensions provided to the employees of state or local governmental employers through a cost-sharing multiple-employer defined benefit pension plan (cost-sharing pension plan) that meets the criteria in paragraph 4 of Statement 68 and that (a) is not a state or local governmental pension plan, (b) is used to provide defined benefit pensions both to employees of state or local governmental employers and to employees of employers that are not state or local governmental employers, and (c) has no predominant state or local governmental employer (either individually or collectively with other state or local governmental employers that provide pensions through the pension plan). The implementation of GASB Statement No. 78 did not have an effect on the financial statements of the District.

GASB Statement No. 80 improves the financial reporting by clarifying the financial statement presentation requirements for certain component units. This Statement applies to component units that are organized as not-for-profit corporations in which the primary government is the sole corporate member. The implementation of GASB Statement No. 80 did not have an effect on the financial statements of the District.

GASB Statement No. 82 addresses issues regarding (1) the presentation of payroll-related measures in required supplementary information, (2) the selection of assumptions and the treatment of deviations from the guidance in an Actuarial Standard of Practice for financial reporting purposes, and (3) the classification of payments made by employers to satisfy employee (plan member) contribution requirements. The implementation of GASB Statement No. 82 did not have an effect on the financial statements of the District.

Deficit Fund Balances

Fund balances at June 30, 2017 included the following individual fund deficits:

| <u>Nonmajor funds</u> | <u>Deficit</u> |
|----------------------------------|----------------|
| Food service | \$ 64,623 |
| Title I - disadvantaged children | 33,286 |
| Improving teacher quality | 17,325 |

The general fund is liable for any deficits in these funds and provides transfers when cash is required, not when accruals occur. The deficit fund balances resulted from adjustments for accrued liabilities.

NOTE 4 - DEPOSITS AND INVESTMENTS

State statutes classify monies held by the District into three categories.

Active deposits are public deposits necessary to meet current demands on the treasury. Such monies must be maintained either as cash in the District treasury, in commercial accounts payable or withdrawable on demand, including negotiable order of withdrawal (NOW) accounts, or in money market deposit accounts.

**FAIRLESS LOCAL SCHOOL DISTRICT
STARK COUNTY, OHIO**

NOTES TO THE BASIC FINANCIAL STATEMENTS
FOR THE FISCAL YEAR ENDED JUNE 30, 2017

NOTE 4 - DEPOSITS AND INVESTMENTS - (Continued)

Inactive deposits are public deposits that the Board of Education has identified as not required for use within the current five year period of designation of depositories. Inactive deposits must either be evidenced by certificates of deposit maturing not later than the end of the current period of designation of depositories, or by savings or deposit accounts including, but not limited to, passbook accounts.

Interim deposits are deposits of interim monies. Interim monies are those monies which are not needed for immediate use, but which will be needed before the end of the current period of designation of depositories. Interim deposits must be evidenced by time certificates of deposit maturing not more than one year from the date of deposit or by savings or deposit accounts including passbook accounts.

Interim monies may be deposited or invested in the following securities:

1. United States Treasury Notes, Bills, Bonds, or any other obligation or security issued by the United States Treasury or any other obligation guaranteed as to principal and interest by the United States;
2. Bonds, notes, debentures, or any other obligations or securities issued by any federal government agency or instrumentality, including, but not limited to, the Federal National Mortgage Association, Federal Home Loan Bank, Federal Farm Credit Bank, Federal Home Loan Mortgage Corporation, Government National Mortgage Association, and Student Loan Marketing Association. All federal agency securities shall be direct issuances of federal government agencies or instrumentalities;
3. Written repurchase agreements in the securities listed above provided that the market value of the securities subject to the repurchase agreement must exceed the principal value of the agreement by at least two percent and be marked to market daily, and that the term of the agreement must not exceed thirty days;
4. Bonds and other obligations of the State of Ohio;
5. No-load money market mutual funds consisting exclusively of obligations described in items (1) and (2) above and repurchase agreements secured by such obligations, provided that investments in securities described in this division are made only through eligible institutions;
6. The State Treasurer's investment pool (STAR Ohio);
7. Certain banker's acceptance and commercial paper notes for a period not to exceed one hundred eighty days from the purchase date in an amount not to exceed twenty-five percent of the interim monies available for investment at any one time; and,
8. Under limited circumstances, corporate note debt interests rated in either of the two highest classifications by at least two nationally recognized rating agencies.

Protection of the District's deposits is provided by the Federal Deposit Insurance Corporation (FDIC), by eligible securities pledged by the financial institution as security for repayment, by surety company bonds deposited with the Treasurer by the financial institution or by a single collateral pool established by the financial institution to secure the repayment of all public monies deposited with the institution.

**FAIRLESS LOCAL SCHOOL DISTRICT
STARK COUNTY, OHIO**

NOTES TO THE BASIC FINANCIAL STATEMENTS
FOR THE FISCAL YEAR ENDED JUNE 30, 2017

NOTE 4 - DEPOSITS AND INVESTMENTS - (Continued)

Investments in stripped principal or interest obligations, reverse repurchase agreements and derivatives are prohibited. The issuance of taxable notes for the purpose of arbitrage, the use of leverage and short selling are also prohibited. An investment must mature within five years from the date of purchase unless matched to a specific obligation or debt of the District, and must be purchased with the expectation that it will be held to maturity. Investments may only be made through specified dealers and institutions. Payment for investments may be made only upon delivery of the securities representing the investments to the Treasurer or, if the securities are not represented by a certificate, upon receipt of confirmation of transfer from the custodian.

A. Deposits with Financial Institutions

At June 30, 2017, the carrying amount of all District deposits was \$373,586. Based on the criteria described in GASB Statement No. 40, “Deposits and Investment Risk Disclosures”, as of June 30, 2017, \$358,788 of the District’s bank balance of \$608,788 was exposed to custodial risk as \$250,000 was covered by the FDIC.

Custodial Credit Risk: Custodial credit risk is the risk that, in the event of bank failure, the District’s deposits may not be returned. All deposits are collateralized with eligible securities in amounts equal to at least 105% of the carrying value of the deposits. Such collateral, as permitted by the Ohio Revised Code, is held in single financial institution collateral pools at Federal Reserve Banks, or at member banks of the federal reserve system, in the name of the respective depository bank and pledged as a pool of collateral against all of the public deposits it holds or as specific collateral held at the Federal Reserve Bank in the name of the District. The District has no deposit policy for custodial credit risk beyond the requirements of State statute. Although the securities were held by the pledging institutions’ trust department and all statutory requirements for the deposit of money had been followed, noncompliance with federal requirements could potentially subject the District to a successful claim by the FDIC.

B. Investments

As of June 30, 2017, the District had the following investments and maturities:

| <u>Measurement/Investment type</u> | <u>Measurement Value</u> | <u>Investment Maturities</u> | | | | |
|------------------------------------|--------------------------|------------------------------|-----------------------|------------------------|------------------------|-------------------------------|
| | | <u>6 months or less</u> | <u>7 to 12 months</u> | <u>13 to 18 months</u> | <u>19 to 24 months</u> | <u>Greater than 24 months</u> |
| Fair value: | | | | | | |
| Mutual funds | \$ 514,345 | \$ 514,345 | \$ - | \$ - | \$ - | \$ - |
| Negotiable CD's | 161,002 | 161,002 | - | - | - | - |
| Amortized Cost: | | | | | | |
| STAR Ohio | 6,847,246 | 6,847,246 | - | - | - | - |
| Total | <u>\$ 7,522,593</u> | <u>\$ 7,522,593</u> | <u>\$ -</u> | <u>\$ -</u> | <u>\$ -</u> | <u>\$ -</u> |

The weighted average maturity of investments is one day.

The District’s investments in mutual funds and negotiable certificates of deposit are valued using quoted market prices (Level 1 inputs).

**FAIRLESS LOCAL SCHOOL DISTRICT
STARK COUNTY, OHIO**

NOTES TO THE BASIC FINANCIAL STATEMENTS
FOR THE FISCAL YEAR ENDED JUNE 30, 2017

NOTE 4 - DEPOSITS AND INVESTMENTS - (Continued)

Interest Rate Risk: Interest rate risk arises because potential purchasers of debt securities will not agree to pay face value for those securities if interest rates subsequently increase. The Ohio Revised Code generally limits security purchases to those that mature within five years of the settlement date. The District's investment policy addresses interest rate risk by requiring the consideration of cash flow requirements and market conditions in determining the term of an investment, and limiting investment portfolio maturities to five years or less.

Credit Risk: STAR Ohio carries a rating of AAAM by Standard & Poor's. Ohio law requires that STAR Ohio maintain the highest rating provided by at least one nationally recognized standard rating service. The District's mutual funds carry a rating of AAAM and Aaa-mf by Standard & Poor's and Moody's Investor Services, respectively. The negotiable certificates of deposit are not rated. The District's investment policy does not specifically address credit risk beyond requiring the District to only invest in securities authorized by State statute.

Custodial Credit Risk: For an investment, custodial credit risk is the risk that, in the event of the failure of the counterparty, the District will not be able to recover the value of its investments or collateral securities that are in the possession of an outside party. The District has no investment policy dealing with investment custodial risk beyond the requirement in State statute that prohibits payment for investments prior to the delivery of the securities representing such investments to the Treasurer or qualified trustee.

Concentration of Credit Risk: The District's investment policy addresses concentration of credit risk by requiring investments to be diversified in order to reduce the risk of loss resulting from the over concentration of assets in a specific type of security, the erosion of market value, or by default. However, the District's investment policy does not place any limit on the amount that may be invested in any one issuer.

| <u>Measurement/Investment type</u> | <u>Measurement</u> | |
|------------------------------------|---------------------|-------------------|
| | <u>Value</u> | <u>% of Total</u> |
| Fair Value: | | |
| Mutual fund | \$ 514,345 | 6.84 |
| Negotiable CD's | 161,002 | 2.14 |
| Amortized Cost: | | |
| STAR Ohio | <u>6,847,246</u> | <u>91.02</u> |
| Total | <u>\$ 7,522,593</u> | <u>100.00</u> |

**FAIRLESS LOCAL SCHOOL DISTRICT
STARK COUNTY, OHIO**

NOTES TO THE BASIC FINANCIAL STATEMENTS
FOR THE FISCAL YEAR ENDED JUNE 30, 2017

NOTE 4 - DEPOSITS AND INVESTMENTS - (Continued)

C. Reconciliation of Cash and Investments to the Statement of Net Position

The following is a reconciliation of cash and investments as reported in the note above to cash and investments as reported on the statement of net position as of June 30, 2017:

| | |
|---|---------------------|
| <u>Cash and investments per note</u> | |
| Carrying amount of deposits | \$ 373,586 |
| Investments | <u>7,522,593</u> |
| Total | <u>\$ 7,896,179</u> |
| <u>Cash and investments per statement of net position</u> | |
| Governmental activities | \$ 7,810,310 |
| Private-purpose trust fund | 3,000 |
| Agency funds | <u>82,869</u> |
| Total | <u>\$ 7,896,179</u> |

NOTE 5 - PROPERTY TAXES

Property taxes are levied and assessed on a calendar year basis while the District fiscal year runs from July through June. First half tax collections are received by the District in the second half of the fiscal year. Second half tax distributions occur in the first half of the following fiscal year.

Property taxes include amounts levied against all real property and public utility property. Real property tax revenues received in calendar year 2017 represent the collection of calendar year 2016 taxes. Real property taxes received in calendar year 2017 were levied after April 1, 2016, on the assessed values as of January 1, 2016, the lien date. Assessed values for real property taxes are established by State statute at 35 percent of appraised market value. Real property taxes are payable annually or semiannually. If paid annually, payment is due December 31; if paid semiannually, the first payment is due December 31, with the remainder payable by June 20. Under certain circumstances, State statute permits alternate payment dates to be established. Public utility property tax revenues received in calendar year 2017 represent the collection of calendar year 2016 taxes. Public utility real and personal property taxes received in calendar year 2017 became a lien on December 31, 2015, were levied after April 1, 2016, and are collected with real property taxes. Public utility real property is assessed at 35 percent of true value; public utility tangible personal property is currently assessed at varying percentages of true value.

The District receives property taxes from Stark County. The County Auditor periodically advances to the District its portion of the taxes collected. Second-half real property tax payments collected by the County by June 30, 2017, are available to finance fiscal year 2017 operations. The amount available as an advance at June 30, 2017 was \$185,451 in the general fund, \$25,387 in the debt service fund (a nonmajor governmental fund), \$2,869 in the classroom facilities maintenance fund (a nonmajor governmental fund) and \$1,979 in the capital projects fund (a nonmajor governmental fund). This amount is recorded as revenue. The amount available as an advance at June 30, 2016 was \$145,295 in the general fund, \$20,029 in the debt service fund (a nonmajor governmental fund), \$2,238 in the classroom facilities maintenance fund (a nonmajor governmental fund) and \$754 in the capital projects fund (a nonmajor governmental fund). The amount of second-half real property taxes available for advance at fiscal year-end can vary based on the date the tax bills are sent.

**FAIRLESS LOCAL SCHOOL DISTRICT
STARK COUNTY, OHIO**

NOTES TO THE BASIC FINANCIAL STATEMENTS
FOR THE FISCAL YEAR ENDED JUNE 30, 2017

NOTE 5 - PROPERTY TAXES – (Continued)

Accrued property taxes receivable includes real property, public utility property and delinquent tangible personal property taxes which are measurable as of June 30, 2017 and for which there is an enforceable legal claim. Although total property tax collections for the next fiscal year are measurable, only the amount of real property taxes available as an advance at June 30 was levied to finance current fiscal year operations and is reported as revenue at fiscal year-end. The portion of the receivable not levied to finance current fiscal year operations is offset by a credit to deferred inflows of resources.

On the accrual basis of accounting, collectible delinquent property taxes have been recorded as a receivable and revenue, while on a modified accrual basis of accounting the revenue has been reported as a deferred inflow of resources.

The assessed values upon which the fiscal year 2017 taxes were collected are:

| | 2016 Second Half Collections | | 2017 First Half Collections | |
|---|---------------------------------|----------------------|--------------------------------|----------------------|
| | <u>Amount</u> | <u>Percent</u> | <u>Amount</u> | <u>Percent</u> |
| Agricultural/residential and other real estate | \$ 191,508,750 | 91.91 | \$ 192,977,480 | 89.25 |
| Public utility personal | <u>16,865,880</u> | <u>8.09</u> | <u>23,243,150</u> | <u>10.75</u> |
| Total | <u>\$ 208,374,630</u> | <u>100.00</u> | <u>\$ 216,220,630</u> | <u>100.00</u> |
| Tax rate per \$1,000 of assessed valuation | \$49.00 | | \$48.70 | |

NOTE 6 - RECEIVABLES

Receivables at June 30, 2017 consisted of taxes, accounts (billings for user charged services and student fees), accrued interest and intergovernmental grants and entitlements. All receivables are considered collectible in full due to the ability to foreclose for the nonpayment of taxes. A summary of the principal items of receivables reported on the statement of net position follows:

Governmental activities:

| | |
|-------------------|----------------------------|
| Taxes | \$ 6,972,689 |
| Accounts | 99,981 |
| Accrued interest | 908 |
| Intergovernmental | <u>63,831</u> |
| Total | <u>\$ 7,137,409</u> |

Receivables have been disaggregated on the face of the basic financial statements. All receivables are expected to be collected in the subsequent year.

**FAIRLESS LOCAL SCHOOL DISTRICT
STARK COUNTY, OHIO**

NOTES TO THE BASIC FINANCIAL STATEMENTS
FOR THE FISCAL YEAR ENDED JUNE 30, 2017

NOTE 7 - CAPITAL ASSETS

Capital asset activity for the fiscal year ended June 30, 2017, was as follows:

| | Balance June 30, 2016 | Additions | Disposals | Balance June 30, 2017 |
|---|--------------------------|---------------------|--------------------|--------------------------|
| <i>Capital assets, not being depreciated:</i> | | | | |
| Land | \$ 165,570 | \$ - | \$ - | \$ 165,570 |
| Total capital assets, not being depreciated | <u>165,570</u> | <u>-</u> | <u>-</u> | <u>165,570</u> |
| <i>Capital assets, being depreciated:</i> | | | | |
| Land improvements | 2,328,480 | 121,657 | (11,236) | 2,438,901 |
| Building and improvements | 28,705,071 | 202,530 | (29,188) | 28,878,413 |
| Furniture and equipment | 1,663,405 | 8,524 | (6,997) | 1,664,932 |
| Vehicles | 1,569,680 | 95,496 | - | 1,665,176 |
| Total capital assets, being depreciated | <u>34,266,636</u> | <u>428,207</u> | <u>(47,421)</u> | <u>34,647,422</u> |
| <i>Less: accumulated depreciation:</i> | | | | |
| Land improvements | (1,078,815) | (115,409) | 5,056 | (1,189,168) |
| Building and improvements | (6,458,255) | (551,434) | 5,716 | (7,003,973) |
| Furniture and equipment | (947,101) | (73,880) | 4,080 | (1,016,901) |
| Vehicles | (1,229,249) | (46,231) | - | (1,275,480) |
| Total accumulated depreciation | <u>(9,713,420)</u> | <u>(786,954)</u> | <u>14,852</u> | <u>(10,485,522)</u> |
| Governmental activities capital assets, net | <u>\$ 24,718,786</u> | <u>\$ (358,747)</u> | <u>\$ (32,569)</u> | <u>\$ 24,327,470</u> |

Depreciation expense was charged to governmental functions as follows:

| | |
|----------------------------|-------------------|
| <u>Instruction:</u> | |
| Regular | \$ 534,069 |
| Special | 16,542 |
| Vocational | 243 |
| <u>Support services:</u> | |
| Pupil | 2,796 |
| Instructional staff | 17,728 |
| Administration | 11,981 |
| Operations and maintenance | 92,777 |
| Pupil transportation | 42,433 |
| Central | 3,182 |
| Extracurricular activities | 7,345 |
| Food service operations | 57,858 |
| Total depreciation expense | <u>\$ 786,954</u> |

**FAIRLESS LOCAL SCHOOL DISTRICT
STARK COUNTY, OHIO**

NOTES TO THE BASIC FINANCIAL STATEMENTS
FOR THE FISCAL YEAR ENDED JUNE 30, 2017

NOTE 8 - LONG-TERM OBLIGATIONS

- A. During the fiscal year 2017, the following activity occurred in governmental activities long-term obligations:

| | Balance | | | Balance | Amounts |
|---|----------------------|--------------------|---------------------|----------------------|----------------------------------|
| | <u>06/30/16</u> | <u>Additions</u> | <u>Reductions</u> | <u>06/30/17</u> | <u>Due in</u> <u>One Year</u> |
| Governmental activities: | | | | | |
| General obligation bonds: | | | | | |
| 2012 series refunding bonds: | | | | | |
| Current interest serial bonds | \$ 6,670,000 | \$ - | \$ - | \$ 6,670,000 | \$ - |
| Current interest term bonds | 3,080,000 | - | - | 3,080,000 | - |
| Capital appreciation bond | 74,997 | - | (39,704) | 35,293 | 22,417 |
| Accreted interest | 555,913 | 644,016 | (545,296) | 654,633 | 415,610 |
| Total 2012 series refunding bonds | <u>10,380,910</u> | <u>644,016</u> | <u>(585,000)</u> | <u>10,439,926</u> | <u>438,027</u> |
| Net pension liability | 20,032,332 | 3,867,835 | - | 23,900,167 | - |
| Capital lease | 266,425 | - | (86,840) | 179,585 | 88,794 |
| Compensated absences | <u>334,617</u> | <u>92,648</u> | <u>(59,730)</u> | <u>367,535</u> | <u>143,173</u> |
| Total governmental activities long term liabilities | <u>\$ 31,014,284</u> | <u>\$4,604,499</u> | <u>\$ (731,570)</u> | <u>\$ 34,887,213</u> | <u>\$ 669,994</u> |
| Add: unamortized premium | | | | <u>1,206,357</u> | |
| Total on statement of net position | | | | <u>\$ 36,093,570</u> | |

Compensated Absences: Compensated absences will be paid from the fund from which the employee's salaries are paid, which consist of the general fund and the following nonmajor governmental funds: food service, Title I, and improving teacher quality.

Net Pension Liability: See Note 11 for details.

Capital Lease: See Note 17 for details.

Capital improvement bonds: On April 28, 2005 the District issued \$14,000,000 in general obligation bonds for the purpose of construction and improvement of school facilities. These bonds mature December 2032 and are in full compliance with the general laws of the State of Ohio, particularly Sections 133.01 to 133.48, inclusive, of the Revised Code and Section 133.09 thereof. These bonds are general obligations of the District for which the full faith and credit of the District is pledged for repayment. Accordingly, such unmatured obligations of the District are accounted for in the statement of net position. Payments of principal and interest relating to this bond issue were recorded as an expenditure in the debt service fund.

General Obligation Refunding Bonds - Series 2012 - On February 21, 2012, the District issued series 2012 general obligation refunding bonds to advance refund a portion of the series 2005 capital improvement general obligation bonds. This refunded debt is considered defeased (in-substance) and accordingly, has been removed from the statement of net position. The balance of the refunded general obligation bonds at June 30, 2017, is \$10,140,000.

**FAIRLESS LOCAL SCHOOL DISTRICT
STARK COUNTY, OHIO**

NOTES TO THE BASIC FINANCIAL STATEMENTS
FOR THE FISCAL YEAR ENDED JUNE 30, 2017

NOTE 8 - LONG-TERM OBLIGATIONS - (Continued)

The original refunding issue is comprised of both current interest bonds (consisting of \$7,810,000 of serial bonds and \$1,410,000 and \$1,670,000 of term bonds) and three capital appreciation bonds, in the amount of \$39,704, \$22,417 and \$12,876. The interest rate on the current interest serial bonds ranged from 1.500% to 3.125% and is 4.000% on both term bonds. The bonds were issued for a twenty-one year period, with final maturity during fiscal year 2033. The bonds will be retired through the debt service fund. The three capital appreciation bonds mature December 1, 2016, December 1, 2017 and December 1, 2018 at a redemption price equal to 100% of the principal, plus accrued interest to the redemption date. All three capital appreciation bonds bear an approximate compounding interest rate of 6.5030%. The accreted value at maturity for the three capital appreciation bonds is \$585,000, \$580,000 and \$585,000. Total accreted interest of \$654,633 has been included in the statement of net position at June 30, 2017.

Interest payments on the serial and term current interest bonds are due on June 1 and December 1 of each year. The final maturity stated in the issue is December 1, 2030 and December 1, 2027 and 2032, respectively.

The \$1,410,000 current interest term bond maturing on December 1, 2027, shall bear interest at the rate of 4.000% per year and be subject to mandatory sinking fund redemption on December 1, 2026 (Mandatory Redemption Date), in the principal amount of \$690,000 (with the balance of \$720,000 to be paid at maturity on December 1, 2027).

The \$1,670,000 current interest term bond maturing on December 1, 2032, shall bear interest at the rate of 4.000% per year and be subject to mandatory sinking fund redemption on December 1, 2031 (Mandatory Redemption Date), in the principal amount of \$820,000 (with the balance of \$850,000 to be paid at maturity on December 1, 2032).

The reacquisition price exceeded the net carrying amount of the old debt by \$1,416,200. This amount is being netted against the new debt and amortized over the remaining life of the refunded debt, which is equal to the life of the new debt issued.

THIS SPACE LEFT BLANK INTENTIONALLY

**FAIRLESS LOCAL SCHOOL DISTRICT
STARK COUNTY, OHIO**

NOTES TO THE BASIC FINANCIAL STATEMENTS
FOR THE FISCAL YEAR ENDED JUNE 30, 2017

NOTE 8 - LONG-TERM OBLIGATIONS - (Continued)

The following is a summary of the District's future debt service requirements to maturity for the series 2012 general obligation refunding bonds:

| Fiscal Year Ending June 30. | Current Interest Serial Bonds - Refunding 2012 | | | Current Interest Term Bonds - Refunding 2012 | | |
|--------------------------------|--|---------------------|---------------------|--|---------------------|---------------------|
| | Principal | Interest | Total | Principal | Interest | Total |
| 2018 | \$ - | \$ 179,718 | \$ 179,718 | \$ - | \$ 123,200 | \$ 123,200 |
| 2019 | - | 179,719 | 179,719 | - | 123,200 | 123,200 |
| 2020 | 580,000 | 173,193 | 753,193 | - | 123,200 | 123,200 |
| 2021 | 595,000 | 159,231 | 754,231 | - | 123,200 | 123,200 |
| 2022 | 600,000 | 145,494 | 745,494 | - | 123,200 | 123,200 |
| 2023 - 2027 | 2,580,000 | 501,095 | 3,081,095 | 690,000 | 602,200 | 1,292,200 |
| 2028 - 2032 | 2,315,000 | 178,454 | 2,493,454 | 1,540,000 | 332,000 | 1,872,000 |
| 2033 | - | - | - | 850,000 | 17,000 | 867,000 |
| Total | <u>\$ 6,670,000</u> | <u>\$ 1,516,904</u> | <u>\$ 8,186,904</u> | <u>\$ 3,080,000</u> | <u>\$ 1,567,200</u> | <u>\$ 4,647,200</u> |

| Fiscal Year Ending June 30. | Capital Appreciation Bonds - Refunding 2012 | | | Total - Refunding 2012 | | |
|--------------------------------|---|---------------------|---------------------|------------------------|---------------------|----------------------|
| | Principal | Interest | Total | Principal | Interest | Total |
| 2018 | \$ 22,417 | \$ 557,583 | \$ 580,000 | \$ 22,417 | \$ 860,501 | \$ 882,918 |
| 2019 | 12,876 | 572,124 | 585,000 | 12,876 | 875,043 | 887,919 |
| 2020 | - | - | - | 580,000 | 296,393 | 876,393 |
| 2021 | - | - | - | 595,000 | 282,431 | 877,431 |
| 2022 | - | - | - | 600,000 | 268,694 | 868,694 |
| 2023 - 2027 | - | - | - | 3,270,000 | 1,103,295 | 4,373,295 |
| 2028 - 2032 | - | - | - | 3,855,000 | 510,454 | 4,365,454 |
| 2033 | - | - | - | 850,000 | 17,000 | 867,000 |
| Total | <u>\$ 35,293</u> | <u>\$ 1,129,707</u> | <u>\$ 1,165,000</u> | <u>\$ 9,785,293</u> | <u>\$ 4,213,811</u> | <u>\$ 13,999,104</u> |

B. Legal Debt Margin

The Ohio Revised Code provides that voted net general obligation debt of the District shall never exceed 9% of the total assessed valuation of the District. The code further provides that unvoted indebtedness shall not exceed 1/10 of 1% of the property valuation of the District. The code additionally states that unvoted indebtedness related to energy conservation debt shall not exceed 9/10 of 1% of the property valuation of the District. The assessed valuation used in determining the District's legal debt margin has been modified by House Bill 530 which became effective March 30, 2006. In accordance with House Bill 530, the assessed valuation used in the District's legal debt margin calculation excluded tangible personal property used in business, telephone or telegraph property, interexchange telecommunications company property, and personal property owned or leased by a railroad company and used in railroad operations. The effects of these debt limitations at June 30, 2017, are a voted debt margin of \$10,156,597 (including available funds of \$482,033) and an unvoted debt margin of \$216,221.

**FAIRLESS LOCAL SCHOOL DISTRICT
STARK COUNTY, OHIO**

NOTES TO THE BASIC FINANCIAL STATEMENTS
FOR THE FISCAL YEAR ENDED JUNE 30, 2017

NOTE 9 - OTHER EMPLOYEE BENEFITS

A. Compensated Absences

The criteria for determining vacation, personal and sick leave benefits are derived from negotiated agreements and State laws. Classified employees earn ten to twenty days of vacation per fiscal year, depending upon length of service. Accumulated unused vacation time is paid to classified employees and administrators upon termination of employment. Teachers do not earn vacation time.

Teachers, administrators and classified employees earn sick leave at the rate of one and one-fourth days per month. Sick leave may be accumulated up to a maximum of 370 days for all personnel.

Upon retirement, payment is made for one-fourth of accrued but unused sick leave credit, up to a maximum of 80 days for certified and 80 days for classified employees.

B. Insurance Benefits

The District provides life insurance and accidental death and dismemberment insurance to all of its employees through the Consumer's Life Insurance Company in the amount of \$65,000 for each employee.

Bargaining unit members may purchase additional term life insurance at the group rate, in \$5,000 increments, up to a maximum of \$50,000 coverage in addition to Board paid coverage. The value of this coverage reduces by 50% at the age of 65.

THIS SPACE INTENTIONALLY LEFT BLANK

**FAIRLESS LOCAL SCHOOL DISTRICT
STARK COUNTY, OHIO**

NOTES TO THE BASIC FINANCIAL STATEMENTS
FOR THE FISCAL YEAR ENDED JUNE 30, 2017

NOTE 10 - RISK MANAGEMENT

A. Comprehensive

The District is exposed to various risks of loss related to torts; theft of, damage to, and destruction of assets; errors and omissions, injuries to employees and natural disasters. During fiscal year 2017, the District has contracted with Ohio Casualty Insurance Company for various types of insurance as follows:

| <u>Company</u> | <u>Type of Coverage</u> | <u>Amount of Coverage</u> |
|-----------------------------|---|---------------------------|
| Liberty Mutual Insurance | Buildings and Contents Replacement Cost | \$53,419,510 |
| | Inland Marine Coverage | 756,880 |
| | Automobile Liability | 1,000,000 |
| | Employers Liability | |
| | Each Accident | 1,000,000 |
| | Aggregate Limit | 2,000,000 |
| | School Leaders Errors and Omissions Liability | |
| | Each Wrongful Act | 1,000,000 |
| | Aggregate | 1,000,000 |
| | Umbrella Policy | 10,000,000 |
| | Sexual Misconduct and Molestation Liability | |
| | Each Loss Limit | 1,000,000 |
| | Aggregate Limit | 1,000,000 |
| | Law Enforcement Professional Liability | |
| | Each Wrongful Act | 1,000,000 |
| | Aggregate Limit | 1,000,000 |
| | General Liability | |
| Each Occurrence | 1,000,000 | |
| General Aggregate | 2,000,000 | |
| Employee Benefits Liability | | |
| Each Employee | 1,000,000 | |
| Aggregate | 3,000,000 | |

Settled claims have not exceeded this commercial coverage in any of the past three years. There has been no significant reduction in coverage from the prior year.

B. Group Health and Dental Insurance

The District participates in Stark County School Council of Governments Health Benefit Plan, a shared risk pool (Note 2.A.) to provide employee medical/surgical benefits. Rates are set through an annual calculation process. The District pays a monthly contribution which is placed in a common fund from which claim payments are made for all participating districts. The District's Board of Education pays 80% of medical and 100% of dental monthly premiums.

Claims are paid for all participants regardless of claims flow. Upon termination, all district claims would be paid without regard to the District's account balance or the Directors have the right to hold monies for an exiting school district subsequent to the settlement of all expenses and claims.

**FAIRLESS LOCAL SCHOOL DISTRICT
STARK COUNTY, OHIO**

NOTES TO THE BASIC FINANCIAL STATEMENTS
FOR THE FISCAL YEAR ENDED JUNE 30, 2017

NOTE 10 - RISK MANAGEMENT – (Continued)

C. Workers' Compensation

The Fairless Local School District participates in a workers compensation program jointly sponsored by the Ohio Association of School Business Officials (OASBO) and the Ohio School Board Association (OSBA), known as SchoolComp. CompManagement, Inc. (CMI) is the program's third party administrator. SchoolComp serves to group its members' risks for the purpose of obtaining a favorable experience rating to determine its premium liability to the Ohio Bureau of Workers' Compensation (OBWC) and the Ohio Workers' Compensation Fund. This may be accomplished through participation in a group rating program or through group retrospective rating. The Fairless Local School District has chosen to participate in the group retrospective rating program for 2017. Participation in SchoolComp is restricted to members who meet enrollment criteria and are jointly in good standing with OASBO and OSBA. OASBO and OSBA are certified sponsors recognized by OBWC.

NOTE 11 - DEFINED BENEFIT PENSION PLANS

Net Pension Liability

The net pension liability reported on the statement of net position represents a liability to employees for pensions. Pensions are a component of exchange transactions—between an employer and its employees—of salaries and benefits for employee services. Pensions are provided to an employee—on a deferred-payment basis—as part of the total compensation package offered by an employer for employee services each financial period. The obligation to sacrifice resources for pensions is a present obligation because it was created as a result of employment exchanges that already have occurred.

The net pension liability represents the District's proportionate share of each pension plan's collective actuarial present value of projected benefit payments attributable to past periods of service, net of each pension plan's fiduciary net position. The net pension liability calculation is dependent on critical long-term variables, including estimated average life expectancies, earnings on investments, cost of living adjustments and others. While these estimates use the best information available, unknowable future events require adjusting this estimate annually.

The Ohio Revised Code limits the District's obligation for this liability to annually required payments. The District cannot control benefit terms or the manner in which pensions are financed; however, the District does receive the benefit of employees' services in exchange for compensation including pension.

GASB 68 assumes the liability is solely the obligation of the employer, because (1) they benefit from employee services; and (2) State statute requires all funding to come from these employers. All contributions to date have come solely from these employers (which also includes costs paid in the form of withholdings from employees). State statute requires the pension plans to amortize unfunded liabilities within 30 years. If the amortization period exceeds 30 years, each pension plan's board must propose corrective action to the State legislature. Any resulting legislative change to benefits or funding could significantly affect the net pension liability. Resulting adjustments to the net pension liability would be effective when the changes are legally enforceable.

The proportionate share of each plan's unfunded benefits is presented as a long-term *net pension liability* on the accrual basis of accounting. Any liability for the contractually-required pension contribution outstanding at the end of the year is included in *pension and postemployment benefits payable* on both the accrual and modified accrual bases of accounting.

**FAIRLESS LOCAL SCHOOL DISTRICT
STARK COUNTY, OHIO**

NOTES TO THE BASIC FINANCIAL STATEMENTS
FOR THE FISCAL YEAR ENDED JUNE 30, 2017

NOTE 11 - DEFINED BENEFIT PENSION PLANS - (Continued)

Plan Description - School Employees Retirement System (SERS)

Plan Description –District non-teaching employees participate in SERS, a cost-sharing multiple-employer defined benefit pension plan administered by SERS. SERS provides retirement, disability and survivor benefits, annual cost-of-living adjustments, and death benefits to plan members and beneficiaries. Authority to establish and amend benefits is provided by Ohio Revised Code Chapter 3309. SERS issues a publicly available, stand-alone financial report that includes financial statements, required supplementary information and detailed information about SERS’ fiduciary net position. That report can be obtained by visiting the SERS website at www.ohsers.org under Employers/Audit Resources.

Age and service requirements for retirement are as follows:

| | Eligible to Retire on or before August 1, 2017 * | Eligible to Retire after August 1, 2017 |
|------------------------------|---|--|
| Full Benefits | Any age with 30 years of service credit | Age 67 with 10 years of service credit; or Age 57 with 30 years of service credit |
| Actuarially Reduced Benefits | Age 60 with 5 years of service credit Age 55 with 25 years of service credit | Age 62 with 10 years of service credit; or Age 60 with 25 years of service credit |

* Members with 25 years of service credit as of August 1, 2017, will be included in this plan.

Annual retirement benefits are calculated based on final average salary multiplied by a percentage that varies based on year of service; 2.2 percent for the first thirty years of service and 2.5 percent for years of service credit over 30. Final average salary is the average of the highest three years of salary.

One year after an effective benefit date, a benefit recipient is entitled to a three percent cost-of-living adjustment (COLA). This same COLA is added each year to the base benefit amount on the anniversary date of the benefit.

Funding Policy – Plan members are required to contribute 10 percent of their annual covered salary and the District is required to contribute 14 percent of annual covered payroll. The contribution requirements of plan members and employers are established and may be amended by the SERS’ Retirement Board up to statutory maximum amounts of 10 percent for plan members and 14 percent for employers. The Retirement Board, acting with the advice of the actuary, allocates the employer contribution rate among four of the System’s funds (Pension Trust Fund, Death Benefit Fund, Medicare B Fund, and Health Care Fund). For the fiscal year ended June 30, 2017, the entire 14 percent was allocated to pension, death benefits, and Medicare B and no portion of the employer contribution rate was allocated to the Health Care Fund.

The District’s contractually required contribution to SERS was \$342,818 for fiscal year 2017. Of this amount, \$55,374 is reported as pension and postemployment benefits payable.

**FAIRLESS LOCAL SCHOOL DISTRICT
STARK COUNTY, OHIO**

NOTES TO THE BASIC FINANCIAL STATEMENTS
FOR THE FISCAL YEAR ENDED JUNE 30, 2017

NOTE 11 - DEFINED BENEFIT PENSION PLANS - (Continued)

Plan Description - State Teachers Retirement System (STRS)

Plan Description –District licensed teachers and other faculty members participate in STRS Ohio, a cost-sharing multiple-employer public employee retirement system administered by STRS. STRS provides retirement and disability benefits to members and death and survivor benefits to beneficiaries. STRS issues a stand-alone financial report that includes financial statements, required supplementary information and detailed information about STRS’ fiduciary net position. That report can be obtained by writing to STRS, 275 E. Broad St., Columbus, OH 43215-3771, by calling (888) 227-7877, or by visiting the STRS Web site at www.strsoh.org.

New members have a choice of three retirement plans; a Defined Benefit (DB) Plan, a Defined Contribution (DC) Plan and a Combined Plan. Benefits are established by Ohio Revised Code Chapter 3307. The DB plan offers an annual retirement allowance based on final average salary multiplied by a percentage that varies based on years of service. Effective August 1, 2015, the calculation will be 2.2 percent of final average salary for the five highest years of earnings multiplied by all years of service. With certain exceptions, the basic benefit is increased each year by two percent of the original base benefit. For members retiring August 1, 2013, or later, the first two percent is paid on the fifth anniversary of the retirement benefit. Members are eligible to retire at age 60 with five years of qualifying service credit, or age 55 with 25 years of service, or 30 years of service regardless of age. Age and service requirements for retirement will increase effective August 1, 2015, and will continue to increase periodically until they reach age 60 with 35 years of service or age 65 with five years of service on August 1, 2026.

The DC Plan allows members to place all their member contributions and 9.5 percent of the 14 percent employer contributions into an investment account. Investment allocation decisions are determined by the member. The remaining 4.5 percent of the 14 percent employer rate is allocated to the defined benefit unfunded liability. A member is eligible to receive a retirement benefit at age 50 and termination of employment. The member may elect to receive a lifetime monthly annuity or a lump sum withdrawal.

The Combined Plan offers features of both the DB Plan and the DC Plan. In the Combined Plan, member contributions are allocated among investment choices by the member, and employer contributions are used to fund the defined benefit payment at a reduced level from the regular DB Plan. The defined benefit portion of the Combined Plan payment is payable to a member on or after age 60 with five years of services. The defined contribution portion of the account may be taken as a lump sum payment or converted to a lifetime monthly annuity at age 50.

New members who choose the DC plan or Combined Plan will have another opportunity to reselect a permanent plan during their fifth year of membership. Members may remain in the same plan or transfer to another STRS plan. The optional annuitization of a member’s defined contribution account or the defined contribution portion of a member’s Combined Plan account to a lifetime benefit results in STRS bearing the risk of investment gain or loss on the account. STRS has therefore included all three plan options as one defined benefit plan for GASB 68 reporting purposes.

A DB or Combined Plan member with five or more years of credited service who is determined to be disabled may qualify for a disability benefit. Eligible survivors of members who die before service retirement may qualify for monthly benefits. New members on or after July 1, 2013, must have at least ten years of qualifying service credit that apply for disability benefits. Members in the DC Plan who become disabled are entitled only to their account balance. If a member of the DC Plan dies before retirement benefits begin, the member’s designated beneficiary is entitled to receive the member’s account balance.

**FAIRLESS LOCAL SCHOOL DISTRICT
STARK COUNTY, OHIO**

NOTES TO THE BASIC FINANCIAL STATEMENTS
FOR THE FISCAL YEAR ENDED JUNE 30, 2017

NOTE 11 - DEFINED BENEFIT PENSION PLANS - (Continued)

Funding Policy – Employer and member contribution rates are established by the State Teachers Retirement Board and limited by Chapter 3307 of the Ohio Revised Code. For the fiscal year ended June 30, 2017, plan members were required to contribute 14 percent of their annual covered salary. The District was required to contribute 14 percent; the entire 14 percent was the portion used to fund pension obligations. The fiscal year 2017 contribution rates were equal to the statutory maximum rates.

The District’s contractually required contribution to STRS was \$838,930 for fiscal year 2017. Of this amount, \$134,976 is reported as pension and postemployment benefits payable.

Pension Liabilities, Pension Expense, and Deferred Outflows of Resources and Deferred Inflows of Resources Related to Pensions

The net pension liability was measured as of June 30, 2016, and the total pension liability used to calculate the net pension liability was determined by an actuarial valuation as of that date. The District's proportion of the net pension liability was based on the District's share of contributions to the pension plan relative to the contributions of all participating entities. Following is information related to the proportionate share and pension expense:

| | <u>SERS</u> | <u>STRS</u> | <u>Total</u> |
|--|--------------------|---------------------|---------------|
| Proportion of the net pension liability prior measurement date | 0.07750700% | 0.05648104% | |
| Proportion of the net pension liability current measurement date | <u>0.07863240%</u> | <u>0.05420785%</u> | |
| Change in proportionate share | <u>0.00112540%</u> | <u>-0.00227319%</u> | |
| Proportionate share of the net pension liability | \$ 5,755,166 | \$ 18,145,001 | \$ 23,900,167 |
| Pension expense | \$ 576,716 | \$ 836,952 | \$ 1,413,668 |

THIS SPACE INTENTIONALLY LEFT BLANK

**FAIRLESS LOCAL SCHOOL DISTRICT
STARK COUNTY, OHIO**

NOTES TO THE BASIC FINANCIAL STATEMENTS
FOR THE FISCAL YEAR ENDED JUNE 30, 2017

NOTE 11 - DEFINED BENEFIT PENSION PLANS - (Continued)

At June 30, 2017, the District reported deferred outflows of resources and deferred inflows of resources related to pensions from the following sources:

| | <u>SERS</u> | <u>STRS</u> | <u>Total</u> |
|--|----------------------------|----------------------------|----------------------------|
| Deferred outflows of resources | | | |
| Differences between expected and actual experience | \$ 77,625 | \$ 733,145 | \$ 810,770 |
| Net difference between projected and actual earnings on pension plan investments | 474,718 | 1,506,523 | 1,981,241 |
| Changes of assumptions | 384,189 | - | 384,189 |
| Difference between District contributions and proportionate share of contributions/change in proportionate share | 59,292 | - | 59,292 |
| District contributions subsequent to the measurement date | <u>342,818</u> | <u>838,930</u> | <u>1,181,748</u> |
| Total deferred outflows of resources | <u><u>\$ 1,338,642</u></u> | <u><u>\$ 3,078,598</u></u> | <u><u>\$ 4,417,240</u></u> |
| Deferred inflows of resources | | | |
| Difference between District contributions and proportionate share of contributions/change in proportionate share | <u>61,207</u> | <u>\$ 1,200,254</u> | <u>\$ 1,261,461</u> |
| Total deferred inflows of resources | <u><u>\$ 61,207</u></u> | <u><u>\$ 1,200,254</u></u> | <u><u>\$ 1,261,461</u></u> |

\$1,181,748 reported as deferred outflows of resources related to pension resulting from District contributions subsequent to the measurement date will be recognized as a reduction of the net pension liability in the year ending June 30, 2018. Other amounts reported as deferred outflows of resources and deferred inflows of resources related to pension will be recognized in pension expense as follows:

| | <u>SERS</u> | <u>STRS</u> | <u>Total</u> |
|-----------------------------|--------------------------|----------------------------|----------------------------|
| Fiscal Year Ending June 30: | | | |
| 2018 | \$ 227,416 | \$ (4,292) | \$ 223,124 |
| 2019 | 227,076 | (4,292) | 222,784 |
| 2020 | 343,663 | 573,803 | 917,466 |
| 2021 | <u>136,462</u> | <u>474,195</u> | <u>610,657</u> |
| Total | <u><u>\$ 934,617</u></u> | <u><u>\$ 1,039,414</u></u> | <u><u>\$ 1,974,031</u></u> |

Actuarial Assumptions - SERS

SERS' total pension liability was determined by their actuaries in accordance with GASB Statement No. 67, as part of their annual actuarial valuation for each defined benefit retirement plan. Actuarial valuations of an ongoing plan involve estimates of the value of reported amounts (e.g., salaries, credited service) and assumptions about the probability of occurrence of events far into the future (e.g., mortality, disabilities, retirements, employment termination). Actuarially determined amounts are subject to continual review and potential modifications, as actual results are compared with past expectations and new estimates are made about the future.

**FAIRLESS LOCAL SCHOOL DISTRICT
STARK COUNTY, OHIO**

NOTES TO THE BASIC FINANCIAL STATEMENTS
FOR THE FISCAL YEAR ENDED JUNE 30, 2017

NOTE 11 - DEFINED BENEFIT PENSION PLANS - (Continued)

Projections of benefits for financial reporting purposes are based on the substantive plan (the plan as understood by the employers and plan members) and include the types of benefits provided at the time of each valuation and the historical pattern of sharing benefit costs between the employers and plan members to that point. The projection of benefits for financial reporting purposes does not explicitly incorporate the potential effects of legal or contractual funding limitations.

Actuarial calculations reflect a long-term perspective. For a newly hired employee, actuarial calculations will take into account the employee's entire career with the employer and also take into consideration the benefits, if any, paid to the employee after termination of employment until the death of the employee and any applicable contingent annuitant. In many cases actuarial calculations reflect several decades of service with the employer and the payment of benefits after termination.

Key methods and assumptions used in calculating the total pension liability in the latest actuarial valuation, prepared as of June 30, 2016, are presented below:

| | |
|--|--|
| Wage Inflation | 3.00 percent |
| Future Salary Increases, including inflation | 3.50 percent to 18.20 percent |
| COLA or Ad Hoc COLA | 3 percent |
| Investment Rate of Return | 7.50 percent net of investments expense, including inflation |
| Actuarial Cost Method | Entry Age Normal (level percent of payroll) |

For post-retirement mortality, the table used in evaluating allowances to be paid is the RP-2014 Blue Collar Mortality Table with fully generational projection and Scale BB, with 120% of male rates and 110% of female rates used. The RP-2000 Disabled Mortality Table with 90% for male rates and 100% for female rates set back five years is used for the period after disability retirement. Special mortality tables are used for the period after disability retirement.

The actuarial assumptions used in the June 30, 2016 valuation were based on the results of an experience study that was completed June 30, 2015. As a result of the actuarial experience study, the following changes of assumptions affected the total pension liability since the prior measurement date: (a) the assumed rate of inflation was reduced from 3.25% to 3.00%, (b) payroll growth assumption was reduced from 4.00% to 3.50%, (c) assumed real wage growth was reduced from 0.75% to 0.50%, (d) Rates of withdrawal, retirement and disability were updated to reflect recent experience, (e) mortality among active members was updated to RP-2014 Blue Collar Mortality Table with fully generational projection and a five year age set-back for both males and females, (f) mortality among service retired members, and beneficiaries was updated to the following RP-2014 Blue Collar Mortality Table with fully generational projection with Scale BB, 120% of male rates, and 110% of female rates and (g) mortality among disable member was updated to RP-2000 Disabled Mortality Table, 90% for male rates and 100% for female rates, set back five years is used for the period after disability retirement.

The long-term return expectation for the Pension Plan Investments has been determined using a building-block approach and assumes a time horizon, as defined in SERS' *Statement of Investment Policy*. A forecasted rate of inflation serves as the baseline for the return expectation. Various real return premiums over the baseline inflation rate have been established for each asset class. The long-term expected nominal rate of return has been determined by calculating a weighted averaged of the expected real return premiums for each asset class, adding the projected inflation rate, and adding the expected return from rebalancing uncorrelated asset classes.

**FAIRLESS LOCAL SCHOOL DISTRICT
STARK COUNTY, OHIO**

NOTES TO THE BASIC FINANCIAL STATEMENTS
FOR THE FISCAL YEAR ENDED JUNE 30, 2017

NOTE 11 - DEFINED BENEFIT PENSION PLANS - (Continued)

The target allocation and best estimates of arithmetic real rates of return for each major asset class are summarized in the following table:

| Asset Class | Target Allocation | Long-Term Expected Real Rate of Return |
|------------------------|----------------------|---|
| Cash | 1.00 % | 0.50 % |
| US Equity | 22.50 | 4.75 |
| International Equity | 22.50 | 7.00 |
| Fixed Income | 19.00 | 1.50 |
| Private Equity | 10.00 | 8.00 |
| Real Assets | 15.00 | 5.00 |
| Multi-Asset Strategies | 10.00 | 3.00 |
| Total | 100.00 % | |

Discount Rate - The total pension liability was calculated using the discount rate of 7.50 percent. A discount rate of 7.75 percent was used in the prior measurement period. The projection of cash flows used to determine the discount rate assumed the contributions from employers and from the members would be computed based on contribution requirements as stipulated by State statute. Projected inflows from investment earning were calculated using the long-term assumed investment rate of return (7.50 percent). Based on those assumptions, the plan's fiduciary net position was projected to be available to make all future benefit payments of current plan members. Therefore, the long-term expected rate of return on pension plan investments was applied to all periods of projected benefits to determine the total pension liability.

Sensitivity of the District's Proportionate Share of the Net Pension Liability to Changes in the Discount Rate - Net pension liability is sensitive to changes in the discount rate, and to illustrate the potential impact the following table presents the net pension liability calculated using the discount rate of 7.50 percent, as well as what each plan's net pension liability would be if it were calculated using a discount rate that is one percentage point lower (6.50 percent), or one percentage point higher (8.50 percent) than the current rate.

| | 1% Decrease (6.50%) | Current Discount Rate (7.50%) | 1% Increase (8.50%) |
|--|------------------------|-------------------------------------|------------------------|
| District's proportionate share of the net pension liability | \$ 7,619,481 | \$ 5,755,166 | \$ 4,194,657 |

Actuarial Assumptions - STRS

The total pension liability in the June 30, 2016, actuarial valuation was determined using the following actuarial assumptions, applied to all periods included in the measurement:

| | |
|--------------------------------------|--|
| Inflation | 2.75 percent |
| Projected salary increases | 2.75 percent at age 70 to 12.25 percent at age 20 |
| Investment Rate of Return | 7.75 percent, net of investment expenses |
| Cost-of-Living Adjustments (COLA) | 2 percent simple applied as follows: for members retiring before August 1, 2013, 2 percent per year; for members retiring August 1, 2013, or later, 2 percent COLA paid on fifth anniversary of retirement date. |

**FAIRLESS LOCAL SCHOOL DISTRICT
STARK COUNTY, OHIO**

NOTES TO THE BASIC FINANCIAL STATEMENTS
FOR THE FISCAL YEAR ENDED JUNE 30, 2017

NOTE 11 - DEFINED BENEFIT PENSION PLANS - (Continued)

Mortality rates were based on the RP-2000 Combined Mortality Table (Projection 2022—Scale AA) for Males and Females. Males' ages are set-back two years through age 89 and no set-back for age 90 and above. Females younger than age 80 are set back four years, one year set back from age 80 through 89 and not set back from age 90 and above.

Actuarial assumptions used in the June 30, 2016, valuation are based on the results of an actuarial experience study, effective July 1, 2012.

The 10 year expected real rate of return on pension plan investments was determined by STRS' investment consultant by developing best estimates of expected future real rates of return for each major asset class. The target allocation and best estimates of geometric real rates of return for each major asset class are summarized as follows:

| <u>Asset Class</u> | <u>Target Allocation</u> | <u>Long Term Expected Real Rate of Return *</u> |
|----------------------|------------------------------|---|
| Domestic Equity | 31.00 % | 8.00 % |
| International Equity | 26.00 | 7.85 |
| Alternatives | 14.00 | 8.00 |
| Fixed Income | 18.00 | 3.75 |
| Real Estate | 10.00 | 6.75 |
| Liquidity Reserves | 1.00 | 3.00 |
| | | |
| Total | <u>100.00 %</u> | <u>7.61 %</u> |

* 10-Year annualized geometric nominal returns, which include the real rate of return and inflation of 2.50% and does not include investment expenses. The total fund long-term expected return reflects diversification among the asset classes and therefore is not a weighted average return of the individual asset classes.

Discount Rate - The discount rate used to measure the total pension liability was 7.75 percent as of June 30, 2016. The projection of cash flows used to determine the discount rate assumes member and employer contributions will be made at the statutory contribution rates in accordance with rate increases described above. For this purpose, only employer contributions that are intended to fund benefits of current plan members and their beneficiaries are included. Projected employer contributions that are intended to fund the service costs of future plan members and their beneficiaries, as well as projected contributions from future plan members, are not included. Based on those assumptions, STRS' fiduciary net position was projected to be available to make all projected future benefit payments to current plan members as of June 30, 2016. Therefore, the long-term expected rate of return on pension plan investments of 7.75 percent was applied to all periods of projected benefit payment to determine the total pension liability as of June 30, 2016.

Sensitivity of the District's Proportionate Share of the Net Pension Liability to Changes in the Discount Rate - The following table presents the District's proportionate share of the net pension liability calculated using the current period discount rate assumption of 7.75 percent, as well as what the District's proportionate share of the net pension liability would be if it were calculated using a discount rate that is one-percentage-point lower (6.75 percent) or one-percentage-point higher (8.75 percent) than the current rate:

**FAIRLESS LOCAL SCHOOL DISTRICT
STARK COUNTY, OHIO**

NOTES TO THE BASIC FINANCIAL STATEMENTS
FOR THE FISCAL YEAR ENDED JUNE 30, 2017

NOTE 11 - DEFINED BENEFIT PENSION PLANS - (Continued)

| | 1% Decrease (6.75%) | Current Discount Rate (7.75%) | 1% Increase (8.75%) |
|--|------------------------|-------------------------------------|------------------------|
| District's proportionate share of the net pension liability | \$ 24,113,232 | \$ 18,145,001 | \$ 13,110,447 |

Changes Between Measurement Date and Report Date - In March 2017, the STRS Board adopted certain assumption changes which will impact their annual actuarial valuation prepared as of June 30, 2017. The most significant change is a reduction in the discount rate from 7.75 percent to 7.45 percent. In April 2017, the STRS Board voted to suspend cost of living adjustments granted on or after July 1, 2017. Although the exact amount of these changes is not known, the overall decrease to District's NPL is expected to be significant.

NOTE 12 - POSTEMPLOYMENT BENEFITS

A. School Employees Retirement System

Health Care Plan Description - The District contributes to the SERS Health Care Fund, administered by SERS for non-certificated retirees and their beneficiaries. For GASB 45 purposes, this plan is considered a cost-sharing, multiple-employer, defined benefit other postemployment benefit (OPEB) plan. The Health Care Plan includes hospitalization and physicians' fees through several types of plans including HMO's, PPO's, Medicare Advantage, and traditional indemnity plans as well as a prescription drug program. The financial report of the Plan is included in the SERS Comprehensive Annual Financial Report which can be obtained on SERS' website at www.ohsers.org under Employers/Audit Resources.

Access to health care for retirees and beneficiaries is permitted in accordance with Section 3309 of the Ohio Revised Code. The Health Care Fund was established and is administered in accordance with Internal Revenue Code Section 105(e). SERS' Retirement Board reserves the right to change or discontinue any health plan or program. Health care is financed through a combination of employer contributions and retiree premiums, copays and deductibles on covered health care expenses, investment returns, and any funds received as a result of SERS' participation in Medicare programs. Active employee members do not contribute to the Health Care Plan. Retirees and their beneficiaries are required to pay a health care premium that varies depending on the plan selected, number of qualified years of service, Medicare eligibility and retirement status.

Funding Policy - State statute permits SERS to fund the health care benefits through employer contributions. Each year, after the allocation for statutorily required basic benefits, the Retirement Board allocates the remainder of the employer contribution of 14 percent of covered payroll to the Health Care Fund. For fiscal year 2017, none of the employer contribution was allocated to health care. In addition, employers pay a surcharge for employees earning less than an actuarially determined minimum compensation amount, pro-rated according to service credit earned. For fiscal year 2017, this amount was \$23,500. Statutes provide that no employer shall pay a health care surcharge greater than 2 percent of that employer's SERS-covered payroll; nor may SERS collect in aggregate more than 1.5 percent of the total statewide SERS-covered payroll for the health care surcharge. For fiscal year 2017, the District's surcharge obligation was \$43,202.

The District's contributions for health care for the fiscal years ended June 30, 2017, 2016, and 2015 were \$43,202, \$40,395, and \$59,658, respectively. The fiscal year 2017 amount has been reported as pension and postemployment benefits payable. The full amount has been contributed for fiscal years 2016 and 2015.

**FAIRLESS LOCAL SCHOOL DISTRICT
STARK COUNTY, OHIO**

NOTES TO THE BASIC FINANCIAL STATEMENTS
FOR THE FISCAL YEAR ENDED JUNE 30, 2017

NOTE 12 - POSTEMPLOYMENT BENEFITS – (Continued)

B. State Teachers Retirement System

Plan Description – The District participates in the cost-sharing multiple-employer defined benefit Health Plan administered by the State Teachers Retirement System of Ohio (STRS) for eligible retirees who participated in the defined benefit or combined pension plans offered by STRS. Ohio law authorizes STRS to offer this plan. Benefits include hospitalization, physicians' fees, prescription drugs and reimbursement of monthly Medicare Part B premiums. The Plan is included in the report of STRS which can be obtained by visiting www.strsoh.org or by calling (888) 227-7877.

Funding Policy - Ohio law authorizes STRS Ohio to offer the Plan and gives the Retirement Board authority over how much, if any, of the health care costs will be absorbed by STRS Ohio. Active employee members do not contribute to the Plan. All benefit recipients pay a monthly premium. Under Ohio law, funding for post-employment health care may be deducted from employer contributions. For 2017, STRS Ohio did not allocate any employer contributions to the Health Care Stabilization Fund. The District did not make any contributions for health care for the fiscal years ended June 30, 2017, 2016 and 2015.

NOTE 13 - BUDGETARY BASIS OF ACCOUNTING

While reporting financial position, results of operations, and changes in fund balance on the basis of generally accepted accounting principles (GAAP), the budgetary basis as provided by law is based upon accounting for certain transactions on a basis of cash receipts and disbursements.

The statement of revenue, expenditures and changes in fund balance - budget and actual (non-GAAP budgetary basis) presented for the general fund is presented on the budgetary basis to provide a meaningful comparison of actual results with the budget. The major differences between the budget basis and the GAAP basis are that:

- (a) Revenues and other financing sources are recorded when received in cash (budget basis) as opposed to when susceptible to accrual (GAAP basis);
- (b) Expenditures and other financing uses are recorded when paid in cash (budget basis) as opposed to when the liability is incurred (GAAP basis);
- (c) In order to determine compliance with Ohio law, and to reserve that portion of the applicable appropriation, total outstanding encumbrances (budget basis) are recorded as the equivalent of an expenditure, as opposed to an assignment of fund balance for that portion of outstanding encumbrances not already recognized as an account payable (GAAP basis);
- (d) Advances-in and advances-out are operating transactions (budget basis) as opposed to balance sheet transactions (GAAP basis); and,
- (e) Some funds are included in the general fund (GAAP basis), but have separate legally adopted budgets (budget basis).

**FAIRLESS LOCAL SCHOOL DISTRICT
STARK COUNTY, OHIO**

NOTES TO THE BASIC FINANCIAL STATEMENTS
FOR THE FISCAL YEAR ENDED JUNE 30, 2017

NOTE 13 - BUDGETARY BASIS OF ACCOUNTING – (Continued)

The adjustments necessary to convert the results of operations for the year on the budget basis to the GAAP basis for the general fund is as follows:

Net Change in Fund Balance

| | <u>General fund</u> |
|---|---------------------|
| Budget basis | \$ 1,352,053 |
| Net adjustment for revenue accruals | 18,590 |
| Net adjustment for expenditure accruals | (188,934) |
| Net adjustment for other sources/uses | 17,600 |
| Fund budgeted elsewhere ** | 5,788 |
| Adjustment for encumbrances | 269,410 |
| GAAP basis | <u>\$ 1,474,507</u> |

** The uniform school supplies fund and public school support funds are legally budgeted in separate special revenue funds, but are considered part of the general fund on a GAAP basis.

NOTE 14 - CONTINGENCIES

A. Grants

The District receives significant financial assistance from numerous federal, State and local agencies in the form of grants. The disbursement of funds received under these programs generally requires compliance with terms and conditions specified in the grant agreements and are subject to audit by the grantor agencies. Any disallowed claims resulting from such audits could become a liability of the District. However, in the opinion of management, any such disallowed claims will not have a material effect on the financial position of the District.

B. Litigation

The District is not a party to legal proceedings.

C. Foundation Funding

School District foundation funding is based on the annualized full-time equivalent (FTE) enrollment of each student. The Ohio Department of Education (ODE) is legislatively required to adjust/reconcile funding as enrollment information is updated by schools throughout the State, which can extend past the fiscal year end. As of the date of this report, additional ODE adjustments for fiscal year 2017 are not finalized. As a result, the impact of future FTE adjustments on the fiscal year 2017 financial statements is not determinable at the time. Management believes this may result in either an additional receivable to, or a liability of, the School District.

NOTE 15 - STATUTORY RESERVES

The District is required by State law to annually set-aside certain general fund revenue amounts, as defined by statutory formula, for the acquisition and construction of capital improvements. Amounts not spent by the end of the fiscal year or offset by similarly restricted resources received during the year must be held in cash at fiscal year-end. This amount must be carried forward to be used for the same purpose in future years. Expenditures exceeding the set-aside requirement may not be carried forward to the next fiscal year.

**FAIRLESS LOCAL SCHOOL DISTRICT
STARK COUNTY, OHIO**

NOTES TO THE BASIC FINANCIAL STATEMENTS
FOR THE FISCAL YEAR ENDED JUNE 30, 2017

NOTE 15 - STATUTORY RESERVES - (Continued)

The following cash-basis information describes the change in the fiscal year-end set-aside amount for capital improvements. Disclosure of this information is required by State statute.

| | <u>Capital Improvements</u> |
|---|---------------------------------|
| Set-aside balance June 30, 2016 | \$ - |
| Current year set-aside requirement | 284,223 |
| Current year offsets | (219,309) |
| Prior year offset from bond proceeds | <u>(64,914)</u> |
| Total | <u>\$ -</u> |
| Balance carried forward to fiscal year 2018 | <u>\$ -</u> |
| Set-aside balance June 30, 2017 | <u>\$ -</u> |

During fiscal year 2005, the District issued \$14,000,000 in classroom facilities construction bonds, which were refunded in 2012. These proceeds may be used to reduce capital acquisition to zero for future years. The amount presented for prior year offset from bond proceeds is limited to an amount needed to reduce the reserve for capital improvement to \$0. The District is responsible for tracking the amount of the bond proceeds that may be used as an offset in future periods, which was \$12,129,741 at June 30, 2017.

NOTE 16 - OTHER COMMITMENTS

The District utilizes encumbrance accounting as part of its budgetary controls. Encumbrances outstanding at year-end may be reported as part of restricted, committed, or assigned classifications of fund balance. At year end, the District's commitments for encumbrances in the governmental funds were as follows:

| | <u>Year-End Encumbrances</u> |
|--------------------|----------------------------------|
| <u>Funds</u> | |
| General fund | \$ 237,637 |
| Other governmental | <u>85,437</u> |
| Total | <u>\$ 323,074</u> |

NOTE 17 - CAPITALIZED LEASES - LESSEE DISCLOSURE

In fiscal year 2016, the District entered into a lease agreement with Huntington Bank for school buses. Capital lease payments are reflected as non-major governmental fund expenditures in the basic financial statements. These expenditures are reflected as program/function expenditures on a budgetary basis. Capital assets acquired by lease had been originally capitalized in the amount of \$359,260, which represents the present value of the future minimum lease payments at the time of acquisition. Accumulated depreciation of \$71,852 has been booked as of June 30, 2017 leaving a book value of \$287,408. Capital lease payments have been reflected as debt service expenditures from the capital projects fund (a nonmajor governmental fund). Principal payments totaled \$86,840.

The following is a schedule of the future minimum lease payments required under the capital leases and the present value of the minimum lease payments as of June 30, 2017.

**FAIRLESS LOCAL SCHOOL DISTRICT
STARK COUNTY, OHIO**

NOTES TO THE BASIC FINANCIAL STATEMENTS
FOR THE FISCAL YEAR ENDED JUNE 30, 2017

NOTE 17 - CAPITALIZED LEASES - LESSEE DISCLOSURE – (Continued)

| <u>Fiscal Year Ending June 30,</u> | <u>Amount</u> |
|------------------------------------|-------------------|
| 2018 | 92,835 |
| 2019 | <u>92,835</u> |
| Total minimum lease payments | 185,670 |
| Less: amount representing interest | <u>(6,085)</u> |
| Total | <u>\$ 179,585</u> |

NOTE 18 - TAX ABATEMENTS

The Village of Brewster has entered into a tax abatement agreement with Brewster Dairy for the abatement of real property taxes. Under the agreement established by Ohio Revised Code (ORC) 3735.65 through 3735.70, the business agrees to bring jobs and economic development into the school districts in exchange for forgone property tax receipts. Under the agreement, the District's property tax receipts were abated by \$19,208. The District received \$9,604 from the business as compensation for the forgone tax receipts.

NOTE 19 - INTERFUND TRANSACTIONS

- A.** Interfund transfers for the year ended June 30, 2017, consisted of the following, as reported on the fund financial statements:

Transfers to nonmajor governmental funds from:

| | |
|--------------|----------|
| General fund | \$ 5,168 |
|--------------|----------|

Transfers are used to (1) move revenues from the fund that statute or budget requires to collect them to the fund that statute or budget requires to expend them, and (2) use unrestricted revenues collected in the general fund to finance various programs accounted for in other funds in accordance with budgetary authorizations.

All transfers were made in compliance with Ohio Revised Code Sections 5705.14, 5705.15 and 5705.16. Interfund transfers between governmental funds are eliminated for reporting in the statement of activities.

- B.** Interfund balances at June 30, 2017, as reported on the fund statements consist of \$6,473 due to the general fund from various nonmajor governmental funds. The primary purpose of the due to/from other funds is to cover negative cash balances in those funds. The interfund balances will be repaid once the anticipated revenues are received.

Interfund balances between governmental funds are eliminated on the government-wide financial statements; therefore, no internal balances at June 30, 2017 are reported on the statement of net position.

THIS PAGE IS INTENTIONALLY LEFT BLANK

REQUIRED SUPPLEMENTARY INFORMATION

**FAIRLESS LOCAL SCHOOL DISTRICT
STARK COUNTY, OHIO**

SCHEDULES OF REQUIRED SUPPLEMENTARY INFORMATION

SCHEDULE OF THE DISTRICT'S PROPORTIONATE SHARE OF
THE NET PENSION LIABILITY
SCHOOL EMPLOYEES RETIREMENT SYSTEM (SERS) OF OHIO

LAST FOUR FISCAL YEARS (1)

| | <u>2017</u> | <u>2016</u> | <u>2015</u> | <u>2014</u> |
|--|--------------|--------------|--------------|--------------|
| District's proportion of the net pension liability | 0.07863240% | 0.07750700% | 0.07985200% | 0.07985200% |
| District's proportionate share of the net pension liability | \$ 5,755,166 | \$ 4,422,625 | \$ 4,041,264 | \$ 4,748,542 |
| District's covered payroll | \$ 2,554,743 | \$ 2,333,361 | \$ 2,320,346 | \$ 2,190,650 |
| District's proportionate share of the net pension liability as a percentage of its covered payroll | 225.27% | 189.54% | 174.17% | 216.76% |
| Plan fiduciary net position as a percentage of the total pension liability | 62.98% | 69.16% | 71.70% | 65.52% |

Note: Information prior to 2014 was unavailable. Schedule is intended to show information for 10 years. Additional years will be displayed as they become available.

(1) Amounts presented for each fiscal year were determined as of the District's measurement date which is the prior year-end.

**FAIRLESS LOCAL SCHOOL DISTRICT
STARK COUNTY, OHIO**

SCHEDULES OF REQUIRED SUPPLEMENTARY INFORMATION

SCHEDULE OF THE DISTRICT'S PROPORTIONATE SHARE OF
THE NET PENSION LIABILITY
STATE TEACHERS RETIREMENT SYSTEM (STRS) OF OHIO

LAST FOUR FISCAL YEARS (1)

| | <u>2017</u> | <u>2016</u> | <u>2015</u> | <u>2014</u> |
|--|---------------|---------------|---------------|---------------|
| District's proportion of the net pension liability | 0.054207850% | 0.056481040% | 0.060608610% | 0.060608610% |
| District's proportionate share of the net pension liability | \$ 18,145,001 | \$ 15,609,707 | \$ 14,742,111 | \$ 17,560,707 |
| District's covered payroll | \$ 5,896,593 | \$ 5,916,614 | \$ 6,192,531 | \$ 6,558,354 |
| District's proportionate share of the net pension liability as a percentage of its covered payroll | 307.72% | 263.83% | 238.06% | 267.76% |
| Plan fiduciary net position as a percentage of the total pension liability | 66.80% | 72.10% | 74.70% | 69.30% |

Note: Information prior to 2014 was unavailable. Schedule is intended to show information for 10 years. Additional years will be displayed as they become available.

(1) Amounts presented for each fiscal year were determined as of the District's measurement date which is the prior year-end.

**FAIRLESS LOCAL SCHOOL DISTRICT
STARK COUNTY, OHIO**

SCHEDULES OF REQUIRED SUPPLEMENTARY INFORMATION

SCHEDULE OF DISTRICT CONTRIBUTIONS
SCHOOL EMPLOYEES RETIREMENT SYSTEM (SERS) OF OHIO

| | LAST TEN FISCAL YEARS | | | |
|--|-----------------------|------------------|------------------|------------------|
| | <u>2017</u> | <u>2016</u> | <u>2015</u> | <u>2014</u> |
| Contractually required contribution | \$ 342,818 | \$ 357,664 | \$ 307,537 | \$ 321,600 |
| Contributions in relation to the contractually required contribution | <u>(342,818)</u> | <u>(357,664)</u> | <u>(307,537)</u> | <u>(321,600)</u> |
| Contribution deficiency (excess) | <u>\$ -</u> | <u>\$ -</u> | <u>\$ -</u> | <u>\$ -</u> |
| District's covered payroll | \$ 2,448,700 | \$ 2,554,743 | \$ 2,333,361 | \$ 2,320,346 |
| Contributions as a percentage of covered payroll | 14.00% | 14.00% | 13.18% | 13.86% |

| <u>2013</u> | <u>2012</u> | <u>2011</u> | <u>2010</u> | <u>2009</u> | <u>2008</u> |
|------------------|------------------|------------------|------------------|------------------|------------------|
| \$ 303,186 | \$ 302,528 | \$ 286,779 | \$ 310,259 | \$ 212,202 | \$ 231,304 |
| <u>(303,186)</u> | <u>(302,528)</u> | <u>(286,779)</u> | <u>(310,259)</u> | <u>(212,202)</u> | <u>(231,304)</u> |
| <u>\$ -</u> | <u>\$ -</u> | <u>\$ -</u> | <u>\$ -</u> | <u>\$ -</u> | <u>\$ -</u> |
| \$ 2,190,650 | \$ 2,249,279 | \$ 2,281,456 | \$ 2,291,425 | \$ 2,156,524 | \$ 2,355,438 |
| 13.84% | 13.45% | 12.57% | 13.54% | 9.84% | 9.82% |

**FAIRLESS LOCAL SCHOOL DISTRICT
STARK COUNTY, OHIO**

SCHEDULES OF REQUIRED SUPPLEMENTARY INFORMATION

SCHEDULE OF DISTRICT CONTRIBUTIONS
STATE TEACHERS RETIREMENT SYSTEM (STRS) OF OHIO

| | LAST TEN FISCAL YEARS | | | |
|--|-----------------------|------------------|------------------|------------------|
| | <u>2017</u> | <u>2016</u> | <u>2015</u> | <u>2014</u> |
| Contractually required contribution | \$ 838,930 | \$ 825,523 | \$ 828,326 | \$ 805,029 |
| Contributions in relation to the contractually required contribution | <u>(838,930)</u> | <u>(825,523)</u> | <u>(828,326)</u> | <u>(805,029)</u> |
| Contribution deficiency (excess) | <u>\$ -</u> | <u>\$ -</u> | <u>\$ -</u> | <u>\$ -</u> |
| District's covered payroll | \$ 5,992,357 | \$ 5,896,593 | \$ 5,916,614 | \$ 6,192,531 |
| Contributions as a percentage of covered payroll | 14.00% | 14.00% | 14.00% | 13.00% |

| <u>2013</u> | <u>2012</u> | <u>2011</u> | <u>2010</u> | <u>2009</u> | <u>2008</u> |
|------------------|------------------|------------------|------------------|------------------|------------------|
| \$ 852,586 | \$ 861,721 | \$ 878,683 | \$ 872,415 | \$ 895,537 | \$ 949,260 |
| <u>(852,586)</u> | <u>(861,721)</u> | <u>(878,683)</u> | <u>(872,415)</u> | <u>(895,537)</u> | <u>(949,260)</u> |
| <u>\$ -</u> | <u>\$ -</u> | <u>\$ -</u> | <u>\$ -</u> | <u>\$ -</u> | <u>\$ -</u> |
| \$ 6,558,354 | \$ 6,628,623 | \$ 6,759,100 | \$ 6,710,885 | \$ 6,888,746 | \$ 7,302,000 |
| 13.00% | 13.00% | 13.00% | 13.00% | 13.00% | 13.00% |

**FAIRLESS LOCAL SCHOOL DISTRICT
STARK COUNTY, OHIO**

NOTES TO REQUIRED SUPPLEMENTARY INFORMATION
FOR THE FISCAL YEAR ENDED JUNE 30, 2017

SCHOOL EMPLOYEES RETIREMENT SYSTEM (SERS) OF OHIO

Changes in benefit terms: There were no changes in benefit terms from the amounts reported for fiscal years 2014 - 2017.

Changes in assumptions: There were no changes in methods and assumptions used in the calculation of actuarial determined contributions for fiscal years 2014-2016. For fiscal year 2017, the following changes of assumptions affected the total pension liability since the prior measurement date: (a) the assumed rate of inflation was reduced from 3.25% to 3.00%, (b) payroll growth assumption was reduced from 4.00% to 3.50%, (c) assumed real wage growth was reduced from 0.75% to 0.50%, (d) Rates of withdrawal, retirement and disability were updated to reflect recent experience, (e) mortality among active members was updated to RP-2014 Blue Collar Mortality Table with fully generational projection and a five year age set-back for both males and females, (f) mortality among service retired members, and beneficiaries was updated to the following RP-2014 Blue Collar Mortality Table with fully generational projection with Scale BB, 120% of male rates, and 110% of female rates and (g) mortality among disable member was updated to RP-2000 Disabled Mortality Table, 90% for male rates and 100% for female rates, set back five years is used for the period after disability retirement.

STATE TEACHERS RETIREMENT SYSTEM (STRS) OF OHIO

Changes in benefit terms: There were no changes in benefit terms from the amounts reported for fiscal years 2014 - 2017.

Changes in assumptions: There were no changes in methods and assumptions used in the calculation of actuarial determined contributions for fiscal years 2014 - 2017. See the notes to the basic financials for the methods and assumptions in this calculation.

**FAIRLESS LOCAL SCHOOL DISTRICT
STARK COUNTY**

**SCHEDULE OF EXPENDITURES OF FEDERAL AWARDS
FOR YEAR ENDED JUNE 30, 2017**

| FEDERAL GRANTOR <i>Pass Through Grantor</i> Program Title | Federal CFDA Number | Pass-through Grant Number | Expenditures |
|--|------------------------------------|--|---------------------|
| U.S. DEPARTMENT OF AGRICULTURE | | | |
| <i>Passed Through Ohio Department of Education</i> | | | |
| Child Nutrition Cluster: | | | |
| Non-Cash Assistance (Food Distribution): | | | |
| National School Lunch Program | 10.555 | 006-0000 | \$ 65,282 |
| Non-Cash Assistance Total | | | <u>65,282</u> |
| Cash Assistance: | | | |
| School Breakfast Program | 10.553 | 006-0000 | 112,034 |
| National School Lunch Program | 10.555 | 006-0000 | 294,081 |
| Cash Assistance Total | | | <u>406,115</u> |
| Total Child Nutrition Cluster | | | <u>471,397</u> |
| Total U.S. Department of Agriculture | | | <u>471,397</u> |
| U.S. DEPARTMENT OF EDUCATION | | | |
| <i>Passed Through Ohio Department of Education</i> | | | |
| Title I Grants to Local Educational Agencies: | | | |
| Title I Grants to Local Educational Agencies | 84.010 | 572-9016 | 54,079 |
| Title I Grants to Local Educational Agencies | 84.010 | 572-9017 | 327,807 |
| Total Title I Grants to Local Educational Agencies | | | <u>381,886</u> |
| Special Education Cluster: | | | |
| Special Education Grants to States (IDEA, Part B) | 84.027 | 516-9017 | 340,104 |
| Total Special Education Cluster | | | <u>340,104</u> |
| Improving Teacher Quality State Grants, Title II-A | 84.367 | 590-9017 | 72,675 |
| <i>Total U.S. Department of Education</i> | | | <u>794,665</u> |
| Total Expenditures of Federal Awards | | | <u>\$ 1,266,062</u> |

The accompanying notes are an integral part of this schedule.

**FAIRLESS LOCAL SCHOOL DISTRICT
STARK COUNTY**

**NOTES TO THE SCHEDULE OF EXPENDITURES OF FEDERAL AWARDS
2 CFR 200.510(b)(6)
FOR THE YEAR ENDED JUNE 30, 2017**

NOTE A – BASIS OF PRESENTATION

The accompanying Schedule of Expenditures of Federal Awards (the Schedule) includes the federal award activity of Fairless Local School District (the District's) under programs of the federal government for the year ended June 30, 2017. The information on this Schedule is prepared in accordance with the requirements of Title 2 U.S. Code of Federal Regulations Part 200, *Uniform Administrative Requirements, Cost Principles, and Audit Requirements for Federal Awards* (Uniform Guidance). Because the Schedule presents only a selected portion of the operations of the District, it is not intended to and does not present the financial position, changes in net position, or cash flows of the District

NOTE B – SUMMARY OF SIGNIFICANT ACCOUNTING POLICIES

Expenditures reported on the Schedule are reported on the cash basis of accounting. Such expenditures are recognized following the cost principles contained in Title 2 U.S. Code of Federal Regulations Part 200, *Uniform Administrative Requirements, Cost Principles, and Audit Requirements for Federal Awards*, wherein certain types of expenditures may or may not be allowable or may be limited as to reimbursement. The District has elected not to use the 10-percent de minimis indirect cost rate as allowed under the Uniform Guidance.

NOTE C - CHILD NUTRITION CLUSTER

The District commingles cash receipts from the U.S. Department of Agriculture with similar State grants. When reporting expenditures on this Schedule, the District assumes it expends federal monies first.

NOTE D – FOOD DONATION PROGRAM

The District reports commodities consumed on the Schedule at the entitlement value. The District allocated donated food commodities to the respective program that benefitted from the use of those donated food commodities.



Dave Yost • Auditor of State

INDEPENDENT AUDITOR'S REPORT ON INTERNAL CONTROL OVER FINANCIAL REPORTING AND ON COMPLIANCE AND OTHER MATTERS REQUIRED BY *GOVERNMENT AUDITING STANDARDS*

Fairless Local School District
Stark County
11885 Navarre Road, SW
Navarre, Ohio 44662

To the Board of Education:

We have audited, in accordance with auditing standards generally accepted in the United States and the Comptroller General of the United States' *Government Auditing Standards*, the financial statements of the governmental activities, the major fund, and the aggregate remaining fund information of the Fairless Local School District, Stark County, (the District) as of and for the year ended June 30, 2017, and the related notes to the financial statements, which collectively comprise the District's basic financial statements and have issued our report thereon dated January 23, 2018.

Internal Control Over Financial Reporting

As part of our financial statement audit, we considered the District's internal control over financial reporting (internal control) to determine the audit procedures appropriate in the circumstances to the extent necessary to support our opinions on the financial statements, but not to the extent necessary to opine on the effectiveness of the District's internal control. Accordingly, we have not opined on it.

A *deficiency in internal control* exists when the design or operation of a control does not allow management or employees, when performing their assigned functions, to prevent, or detect and timely correct misstatements. A *material weakness* is a deficiency, or combination of internal control deficiencies resulting in a reasonable possibility that internal control will not prevent or detect and timely correct a material misstatement of the District's financial statements. A *significant deficiency* is a deficiency, or a combination of deficiencies, in internal control that is less severe than a material weakness, yet important enough to merit attention by those charged with governance.

Our consideration of internal control was for the limited purpose described in the first paragraph of this section and was not designed to identify all internal control deficiencies that might be material weaknesses or significant deficiencies. Given these limitations, we did not identify any deficiencies in internal control that we consider material weaknesses. However, unidentified material weaknesses may exist.

Compliance and Other Matters

As part of reasonably assuring whether the District's financial statements are free of material misstatement, we tested its compliance with certain provisions of laws, regulations, contracts, and grant agreements, noncompliance with which could directly and materially affect the determination of financial statement amounts. However, opining on compliance with those provisions was not an objective of our audit and accordingly, we do not express an opinion. The results of our tests disclosed no instances of noncompliance or other matters we must report under *Government Auditing Standards*.

Purpose of this Report

This report only describes the scope of our internal control and compliance testing and our testing results, and does not opine on the effectiveness of the District's internal control or on compliance. This report is an integral part of an audit performed under *Government Auditing Standards* in considering the District's internal control and compliance. Accordingly, this report is not suitable for any other purpose.

A handwritten signature in black ink that reads "Dave Yost". The signature is written in a cursive style with a large, looping "D" and "Y".

Dave Yost
Auditor of State
Columbus, Ohio

January 23, 2018



Dave Yost • Auditor of State

INDEPENDENT AUDITOR'S REPORT ON COMPLIANCE WITH REQUIREMENTS APPLICABLE TO THE MAJOR FEDERAL PROGRAM AND ON INTERNAL CONTROL OVER COMPLIANCE REQUIRED BY THE UNIFORM GUIDANCE

Fairless Local School District
Stark County
11885 Navarre Road, SW
Navarre, Ohio 44662

To the Board of Education:

Report on Compliance for the Major Federal Program

We have audited the Fairless Local School District's (the District) compliance with the applicable requirements described in the U.S. Office of Management and Budget (OMB) *Compliance Supplement* that could directly and materially affect the Fairless Local School District's major federal program for the year ended June 30, 2017. The *Summary of Auditor's Results* in the accompanying schedule of findings identifies the District's major federal program.

Management's Responsibility

The District's Management is responsible for complying with federal statutes, regulations, and the terms and conditions of its federal awards applicable to its federal program.

Auditor's Responsibility

Our responsibility is to opine on the District's compliance for the District's major federal program based on our audit of the applicable compliance requirements referred to above. Our compliance audit followed auditing standards generally accepted in the United States of America; the standards for financial audits included in the Comptroller General of the United States' *Government Auditing Standards*; and the audit requirements of Title 2 U.S. *Code of Federal Regulations* Part 200, *Uniform Administrative Requirements, Cost Principles, and Audit Requirements for Federal Awards* (Uniform Guidance). These standards and the Uniform Guidance require us to plan and perform the audit to reasonably assure whether noncompliance with the applicable compliance requirements referred to above that could directly and materially affect a major federal program occurred. An audit includes examining, on a test basis, evidence about the District's compliance with those requirements and performing such other procedures as we considered necessary in the circumstances.

We believe our audit provides a reasonable basis for our compliance opinion on the District's major program. However, our audit does not provide a legal determination of the District's compliance.

Opinion on the Major Federal Program

In our opinion, the Fairless Local School District complied, in all material respects with the compliance requirements referred to above that could directly and materially affect its major federal program for the year ended June 30, 2017.

Report on Internal Control Over Compliance

The District's management is responsible for establishing and maintaining effective internal control over compliance with the applicable compliance requirements referred to above. In planning and performing our compliance audit, we considered the District's internal control over compliance with the applicable requirements that could directly and materially affect a major federal program, to determine our auditing procedures appropriate for opining on each major federal program's compliance and to test and report on internal control over compliance in accordance with the Uniform Guidance, but not to the extent needed to opine on the effectiveness of internal control over compliance. Accordingly, we have not opined on the effectiveness of the District's internal control over compliance.

A deficiency in internal control over compliance exists when the design or operation of a control over compliance does not allow management or employees, when performing their assigned functions, to prevent, or to timely detect and correct, noncompliance with a federal program's applicable compliance requirement. *A material weakness in internal control over compliance* is a deficiency, or combination of deficiencies, in internal control over compliance, such that there is a reasonable possibility that material noncompliance with a federal program compliance requirement will not be prevented, or timely detected and corrected. *A significant deficiency in internal control over compliance* is a deficiency, or a combination of deficiencies, in internal control over compliance with federal program's applicable compliance requirement that is less severe than a material weakness in internal control over compliance, yet important enough to merit attention by those charged with governance.

Our consideration of internal control over compliance was for the limited purpose described in the first paragraph of this section and would not necessarily identify all deficiencies in internal control over compliance that might be material weaknesses or significant deficiencies. We did not identify any deficiencies in internal control over compliance that we consider to be material weaknesses. However, material weaknesses may exist that have not been identified.

This report only describes the scope of our internal control over compliance tests and the results of this testing based on Uniform Guidance requirements. Accordingly, this report is not suitable for any other purpose.



Dave Yost
Auditor of State
Columbus, Ohio

January 23, 2018

**FAIRLESS LOCAL SCHOOL DISTRICT
STARK COUNTY**

**SCHEDULE OF FINDINGS
2 CFR § 200.515
JUNE 30, 2017**

1. SUMMARY OF AUDITOR'S RESULTS

| | | |
|---------------------|--|--|
| <i>(d)(1)(i)</i> | Type of Financial Statement Opinion | Unmodified |
| <i>(d)(1)(ii)</i> | Were there any material weaknesses in internal control reported at the financial statement level (GAGAS)? | No |
| <i>(d)(1)(ii)</i> | Were there any significant deficiencies in internal control reported at the financial statement level (GAGAS)? | No |
| <i>(d)(1)(iii)</i> | Was there any reported material noncompliance at the financial statement level (GAGAS)? | No |
| <i>(d)(1)(iv)</i> | Were there any material weaknesses in internal control reported for major federal programs? | No |
| <i>(d)(1)(iv)</i> | Were there any significant deficiencies in internal control reported for major federal programs? | No |
| <i>(d)(1)(v)</i> | Type of Major Programs' Compliance Opinion | Unmodified |
| <i>(d)(1)(vi)</i> | Are there any reportable findings under 2 CFR § 200.516(a)? | No |
| <i>(d)(1)(vii)</i> | Major Programs (list): | Title I Grants to Local Educational Agencies, CFDA #84.010 |
| <i>(d)(1)(viii)</i> | Dollar Threshold: Type A/B Programs | Type A: > \$ 750,000 Type B: all others |
| <i>(d)(1)(ix)</i> | Low Risk Auditee under 2 CFR §200.520? | Yes |

**2. FINDINGS RELATED TO THE FINANCIAL STATEMENTS
REQUIRED TO BE REPORTED IN ACCORDANCE WITH GAGAS**

None

3. FINDINGS AND QUESTIONED COSTS FOR FEDERAL AWARDS

None

This page intentionally left blank.



Dave Yost • Auditor of State

FAIRLESS LOCAL SCHOOL DISTRICT

STARK COUNTY

CLERK'S CERTIFICATION

This is a true and correct copy of the report which is required to be filed in the Office of the Auditor of State pursuant to Section 117.26, Revised Code, and which is filed in Columbus, Ohio.

Susan Babbitt

CLERK OF THE BUREAU

**CERTIFIED
FEBRUARY 20, 2018**