



Dave Yost • Auditor of State

**FRONTIER LOCAL SCHOOL DISTRICT
WASHINGTON COUNTY
JUNE 30, 2017**

TABLE OF CONTENTS

TITLE	PAGE
Independent Auditor's Report	1
Prepared by Management:	
Management's Discussion and Analysis	3
Basic Financial Statements:	
Government-wide Financial Statements:	
Statement of Net Position	15
Statement of Activities.....	16
Fund Financial Statements:	
Balance Sheet – Governmental Funds	17
Reconciliation of Total Governmental Fund Balances to Net Position of Governmental Activities	18
Statement of Revenues, Expenditures and Changes in Fund Balances – Governmental Funds.....	19
Reconciliation of the Statement of Revenues, Expenditures and Changes in Fund Balances of Governmental Funds to the Statement of Activities	20
Statement of Revenues, Expenditures and Changes in Fund Balance – Budget and Actual (Non-GAAP Budgetary Basis) – General Fund.....	21
Statement of Fiduciary Net Assets and Liabilities – Fiduciary Fund.....	22
Notes to the Basic Financial Statements.....	23
Required Supplementary Information:	
Schedule of the District's Proportionate Share of the Net Pension Liability:	
School Employees Retirement System of Ohio – Last Four Fiscal Years.....	60
State Teachers Retirement System of Ohio – Last Four Fiscal Years	61
Schedule of the District's Contributions:	
School Employees Retirement System of Ohio – Last Ten Fiscal Years.....	62
State Teachers Retirement System of Ohio – Last Ten Fiscal Years	64
Notes to the Required Supplementary Information	66
Independent Auditor's Report on Internal Control Over Financial Reporting and on Compliance and Other Matters Required by <i>Government Auditing Standards</i>	67

This page intentionally left blank.



Dave Yost • Auditor of State

INDEPENDENT AUDITOR'S REPORT

Frontier Local School District
Washington County
44870 State Route 7
New Matamoras, Ohio 45767-6149

To the Board of Education:

Report on the Financial Statements

We have audited the accompanying financial statements of the governmental activities, each major fund, and the aggregate remaining fund information of the Frontier Local School District, Washington County, Ohio (the District), as of and for the year ended June 30, 2017, and the related notes to the financial statements, which collectively comprise the District's basic financial statements as listed in the Table of Contents.

Management's Responsibility for the Financial Statements

Management is responsible for preparing and fairly presenting these financial statements in accordance with accounting principles generally accepted in the United States of America; this includes designing, implementing, and maintaining internal control relevant to preparing and fairly presenting financial statements that are free from material misstatement, whether due to fraud or error.

Auditor's Responsibility

Our responsibility is to opine on these financial statements based on our audit. We audited in accordance with auditing standards generally accepted in the United States of America and the financial audit standards in the Comptroller General of the United States' *Government Auditing Standards*. Those standards require us to plan and perform the audit to reasonably assure the financial statements are free from material misstatement.

An audit requires obtaining evidence about financial statement amounts and disclosures. The procedures selected depend on our judgment, including assessing the risks of material financial statement misstatement, whether due to fraud or error. In assessing those risks, we consider internal control relevant to the District's preparation and fair presentation of the financial statements in order to design audit procedures that are appropriate in the circumstances, but not to the extent needed to opine on the effectiveness of the District's internal control. Accordingly, we express no opinion. An audit also includes evaluating the appropriateness of management's accounting policies and the reasonableness of their significant accounting estimates, as well as our evaluation of the overall financial statement presentation.

We believe the audit evidence we obtained is sufficient and appropriate to support our audit opinions.

Opinion

In our opinion, the financial statements referred to above present fairly, in all material respects, the respective financial position of the governmental activities, each major fund, and the aggregate remaining fund information of the Frontier Local School District, Washington County, Ohio, as of June 30, 2017, and the respective changes in financial position thereof and the budgetary comparison for the General Fund thereof, for the year then ended in accordance with the accounting principles generally accepted in the United States of America.

Other Matters

Required Supplementary Information

Accounting principles generally accepted in the United States of America require this presentation to include *Management's Discussion and Analysis* and Schedules of Net Pension Liabilities and Pension Contributions listed in the Table of Contents, to supplement the basic financial statements. Although this information is not part of the basic financial statements, the Governmental Accounting Standards Board considers it essential for placing the basic financial statements in an appropriate operational, economic, or historical context. We applied certain limited procedures to the required supplementary information in accordance with auditing standards generally accepted in the United States of America, consisting of inquiries of management about the methods of preparing the information and comparing the information for consistency with management's responses to our inquiries, to the basic financial statements, and other knowledge we obtained during our audit of the basic financial statements. We do not opine or provide any assurance on the information because the limited procedures do not provide us with sufficient evidence to opine or provide any other assurance.

Other Reporting Required by Government Auditing Standards

In accordance with *Government Auditing Standards*, we have also issued our report dated January 17, 2018, on our consideration of the District's internal control over financial reporting and our tests of its compliance with certain provisions of laws, regulations, contracts and grant agreements and other matters. That report describes the scope of our internal control testing over financial reporting and compliance, and the results of that testing, and does not opine on internal control over financial reporting or on compliance. That report is an integral part of an audit performed in accordance with *Government Auditing Standards* in considering the District's internal control over financial reporting and compliance.



Dave Yost
Auditor of State
Columbus, Ohio

January 17, 2018

**FRONTIER LOCAL SCHOOL DISTRICT
WASHINGTON COUNTY, OHIO**

MANAGEMENT'S DISCUSSION AND ANALYSIS
FOR THE FISCAL YEAR ENDED JUNE 30, 2017
(SEE ACCOUNTANT'S COMPILATION REPORT)

The management's discussion and analysis of the Frontier Local School District's (the "District") financial performance provides an overall review of the District's financial activities for the fiscal year ended June 30, 2017. The intent of this discussion and analysis is to look at the District's financial performance as a whole; readers should also review the basic financial statements and the notes to the basic financial statements to enhance their understanding of the District's financial performance.

Financial Highlights

Key financial highlights for 2017 are as follows:

- In total, net position of governmental activities decreased \$2,006,255 which represents a 31.39% decrease from 2016.
- General revenues accounted for \$7,325,843 in revenue or 83.40% of all revenues. Program specific revenues in the form of charges for services and sales and operating grants and contributions accounted for \$1,457,947 or 16.60% of total revenues of \$8,783,790.
- The District had \$10,272,151 in expenses related to governmental activities; \$1,457,947 of these expenses were offset by program specific charges for services, grants or contributions. General revenues supporting governmental activities (primarily taxes and unrestricted grants and entitlements) of \$7,325,843 were not adequate to provide for these programs.
- The District's major governmental funds are the general fund and the building fund. The general fund had \$7,812,939 in revenues and \$7,540,730 in expenditures. During fiscal year 2017, the general fund's fund balance increased \$272,209 from a balance of \$1,339,510 to \$1,611,719.
- Another of the District's major governmental funds is the building fund. The building fund had \$1,660,000 in other financing sources. The building fund had \$761,597 in expenditures. During fiscal year 2017, the building fund's fund balance increased to \$898,403 for fiscal year 2017.

Using the Basic Financial Statements

This annual report consists of a series of financial statements and notes to those statements. These statements are organized so the reader can understand the District as a financial whole, an entire operating entity. The statements then proceed to provide an increasingly detailed look at specific financial activities.

The statement of net position and statement of activities provide information about the activities of the whole District, presenting both an aggregate view of the District's finances and a longer-term view of those finances. Fund financial statements provide the next level of detail. For governmental funds, these statements tell how services were financed in the short-term as well as what remains for future spending. The fund financial statements also look at the District's most significant funds with all other nonmajor funds presented in total in one column. In the case of the District, the general fund and building fund are by far the most significant funds and the only governmental funds reported as major funds.

**FRONTIER LOCAL SCHOOL DISTRICT
WASHINGTON COUNTY, OHIO**

MANAGEMENT'S DISCUSSION AND ANALYSIS
FOR THE FISCAL YEAR ENDED JUNE 30, 2017
(SEE ACCOUNTANT'S COMPILATION REPORT)

Reporting the District as a Whole

Statement of Net Position and the Statement of Activities

While this document contains the large number of funds used by the District to provide programs and activities, the view of the District as a whole looks at all financial transactions and asks the question, "How did we do financially during 2017?" The statement of net position and the statement of activities answer this question. These statements include all assets, deferred outflows, liabilities, deferred inflows, revenues and expenses using the accrual basis of accounting similar to the accounting used by most private-sector companies. This basis of accounting will take into account all of the current year's revenues and expenses regardless of when cash is received or paid.

These two statements report the District's net position and changes in that position. This change in net position is important because it tells the reader that, for the District as a whole, the financial position of the District has improved or diminished. The causes of this change may be the result of many factors, some financial, some not. Non-financial factors include the District's property tax base, current property tax laws in Ohio restricting revenue growth, facility conditions, required educational programs and other factors.

In the statement of net position and the statement of activities, the governmental activities include the District's programs and services, including instruction, support services, operation and maintenance of plant, pupil transportation, extracurricular activities, and food service operations.

The District's statement of net position and statement of activities can be found on pages 15-16 of this report.

Reporting the District's Most Significant Funds

Fund Financial Statements

The analysis of the District's major governmental funds begins on page 11. Fund financial reports provide detailed information about the District's major funds. The District uses many funds to account for a multitude of financial transactions. However, these fund financial statements focus on the District's most significant funds. The District's major governmental funds are the general fund and the building fund.

Governmental Funds

Most of the District's activities are reported in governmental funds, which focus on how money flows into and out of those funds and the balances left at year-end available for spending in future periods. These funds are reported using an accounting method called modified accrual accounting, which measures cash and all other financial assets than can readily be converted to cash. The governmental fund financial statements provide a detailed short-term view of the District's general government operations and the basic services it provides. Governmental fund information helps you determine whether there are more or fewer financial resources that can be spent in the near future to finance educational programs. The relationship (or differences) between governmental activities (reported in the statement of net position and the statement of activities) and governmental funds is reconciled in the basic financial statements. The basic governmental fund financial statements can be found on pages 17-21 of this report.

Reporting the District's Fiduciary Responsibilities

The District acts in a trustee capacity as an agent for individuals or other entities. These activities are reported in an agency fund. The District's fiduciary activities are reported in a separate statement of fiduciary assets and liabilities on page 22. These activities are excluded from the District's other financial statements because the assets cannot be utilized by the District to finance its operations.

**FRONTIER LOCAL SCHOOL DISTRICT
WASHINGTON COUNTY, OHIO**

**MANAGEMENT'S DISCUSSION AND ANALYSIS
FOR THE FISCAL YEAR ENDED JUNE 30, 2017
(SEE ACCOUNTANT'S COMPILATION REPORT)**

Notes to the Basic Financial Statements

The notes provide additional information that is essential to a full understanding of the data provided in the government-wide and fund financial statements. These notes to the basic financial statements can be found on pages 23-59 of this report.

Required Supplementary Information

In addition to the basic financial statements and accompanying notes, this report also presents certain required supplementary information concerning the District's net pension liability. The required supplementary information can be found on pages 60 through 66 of this report.

The District as a Whole

The statement of net position provides the perspective of the District as a whole. The table on the following page provides a summary of the District's net position at June 30, 2017 and June 30, 2016.

**FRONTIER LOCAL SCHOOL DISTRICT
WASHINGTON COUNTY, OHIO**

MANAGEMENT'S DISCUSSION AND ANALYSIS
FOR THE FISCAL YEAR ENDED JUNE 30, 2017
(SEE ACCOUNTANT'S COMPILATION REPORT)

Net Position

	Governmental Activities <u>2017</u>	Governmental Activities <u>2016</u>
<u>Assets</u>		
Current and other assets	\$ 5,856,798	\$ 5,155,003
Capital assets, net	<u>13,826,367</u>	<u>14,700,018</u>
Total assets	<u>19,683,165</u>	<u>19,855,021</u>
<u>Deferred Outflows of Resources</u>		
Unamortized deferred charges on debt refunding	8,936	10,585
Pension	<u>2,078,724</u>	<u>906,047</u>
Total deferred outflows of resources	<u>2,087,660</u>	<u>916,632</u>
<u>Liabilities</u>		
Current liabilities	770,938	872,431
Long-term liabilities:		
Due within one year	253,852	184,804
Due in more than one year:		
Net pension liability	11,215,884	9,260,624
Other amounts	<u>3,283,900</u>	<u>1,818,998</u>
Total liabilities	<u>15,524,574</u>	<u>12,136,857</u>
<u>Deferred Inflows of Resources</u>		
Property taxes levied for the next fiscal year	1,510,909	1,227,497
Pensions	<u>351,120</u>	<u>1,016,822</u>
Total deferred inflows of resources	<u>1,862,029</u>	<u>2,244,319</u>
<u>Net Position</u>		
Net investment in capital assets	12,955,064	13,691,628
Restricted	1,687,204	1,317,357
Unrestricted (deficit)	<u>(10,258,046)</u>	<u>(8,618,508)</u>
Total net position	<u>\$ 4,384,222</u>	<u>\$ 6,390,477</u>

During 2015, the District adopted GASB Statement 68, "Accounting and Financial Reporting for Pensions—an Amendment of GASB Statement 27," which significantly revises accounting for pension costs and liabilities. For reasons discussed below, many end users of this financial statement will gain a clearer understanding of the District's actual financial condition by adding deferred inflows related to pension and the net pension liability to the reported net position and subtracting deferred outflows related to pension.

**FRONTIER LOCAL SCHOOL DISTRICT
WASHINGTON COUNTY, OHIO**

MANAGEMENT'S DISCUSSION AND ANALYSIS
FOR THE FISCAL YEAR ENDED JUNE 30, 2017
(SEE ACCOUNTANT'S COMPILATION REPORT)

Governmental Accounting Standards Board standards are national and apply to all government financial reports prepared in accordance with generally accepted accounting principles. When accounting for pension costs, GASB 27 focused on a funding approach. This approach limited pension costs to contributions annually required by law, which may or may not be sufficient to fully fund each plan's *net pension liability*. GASB 68 takes an earnings approach to pension accounting; however, the nature of Ohio's statewide pension systems and state law governing those systems requires additional explanation in order to properly understand the information presented in these statements.

Under the new standards required by GASB 68, the net pension liability equals the District's proportionate share of each plan's collective:

1. Present value of estimated future pension benefits attributable to active and inactive employees' past service
2. Minus plan assets available to pay these benefits

GASB notes that pension obligations, whether funded or unfunded, are part of the "employment exchange" – that is, the employee is trading his or her labor in exchange for wages, benefits, and the promise of a future pension. GASB noted that the unfunded portion of this pension promise is a present obligation of the government, part of a bargained-for benefit to the employee, and should accordingly be reported by the government as a liability since they received the benefit of the exchange. However, the District is not responsible for certain key factors affecting the balance of this liability. In Ohio, the employee shares the obligation of funding pension benefits with the employer. Both employer and employee contribution rates are capped by State statute. A change in these caps requires action of both Houses of the General Assembly and approval of the Governor. Benefit provisions are also determined by State statute. The employee enters the employment exchange with the knowledge that the employer's promise is limited not by contract but by law. The employer enters the exchange also knowing that there is a specific, legal limit to its contribution to the pension system. In Ohio, there is no legal means to enforce the unfunded liability of the pension system *as against the public employer*. State law operates to mitigate/lessen the moral obligation of the public employer to the employee, because all parties enter the employment exchange with notice as to the law. The pension system is responsible for the administration of the plan.

Most long-term liabilities have set repayment schedules or, in the case of compensated absences (i.e. sick and vacation leave), are satisfied through paid time-off or termination payments. There is no repayment schedule for the net pension liability. As explained above, changes in pension benefits, contribution rates, and return on investments affect the balance of the net pension liability, but are outside the control of the local government. In the event that contributions, investment returns, and other changes are insufficient to keep up with required pension payments, State statute does not assign/identify the responsible party for the unfunded portion. Due to the unique nature of how the net pension liability is satisfied, this liability is separately identified within the long-term liability section of the statement of net position.

In accordance with GASB 68, the District's statements prepared on an accrual basis of accounting include an annual pension expense for their proportionate share of each plan's *change* in net pension liability not accounted for as deferred inflows/outflows.

Over time, net position can serve as a useful indicator of a government's financial position. At June 30, 2017, the District's assets and deferred outflows exceeded liabilities and deferred inflows of resources by \$4,384,222. Of this total, \$1,687,204 is restricted in use.

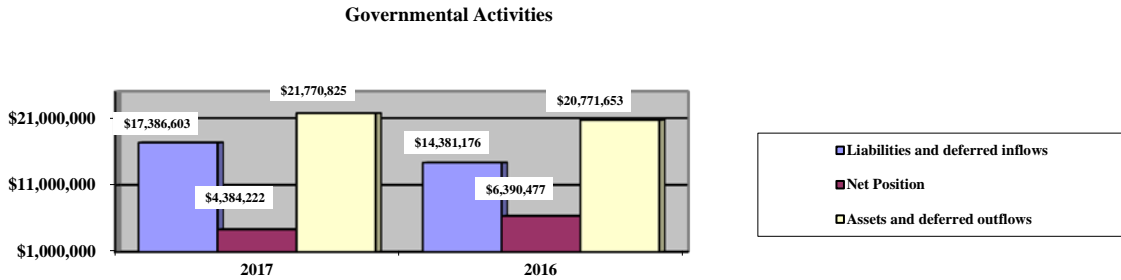
**FRONTIER LOCAL SCHOOL DISTRICT
WASHINGTON COUNTY, OHIO**

MANAGEMENT'S DISCUSSION AND ANALYSIS
FOR THE FISCAL YEAR ENDED JUNE 30, 2017
(SEE ACCOUNTANT'S COMPILATION REPORT)

At year-end, capital assets represented 63.51% of total assets and deferred outflows. Capital assets include land, land improvements, buildings and improvements, furniture and equipment and vehicles. Net investment in capital assets at June 30, 2017, was \$12,955,064. These capital assets are used to provide services to the students and are not available for future spending. Although the District's investment in capital assets is reported net of related debt, it should be noted that the resources to repay the debt must be provided from other sources, since capital assets may not be used to liquidate these liabilities.

A portion of the District's net position, \$1,687,204, represents resources that are subject to external restriction on how they may be used. The remaining balance of unrestricted net position is a deficit of \$10,258,046.

The graph below presents the District's governmental activities liabilities and deferred inflows, net position and assets and deferred outflows as of June 30, 2017, and June 30, 2016.



The table below shows the change in net position for fiscal years ended June 30, 2017 and 2016.

Change in Net Position

	Governmental Activities <u>2017</u>	Governmental Activities <u>2016</u>
<u>Revenues</u>		
Program revenues:		
Charges for services and sales	\$ 354,210	\$ 317,741
Operating grants and contributions	1,103,737	1,243,133
General revenues:		
Property taxes	1,556,149	1,837,157
Grants and entitlements	5,633,796	5,464,298
Payments in lieu of taxes	104,781	115,788
Investment earnings	5,259	4,054
Other	<u>25,858</u>	<u>83,333</u>
 Total revenues	 <u>8,783,790</u>	 <u>9,065,504</u>

**FRONTIER LOCAL SCHOOL DISTRICT
WASHINGTON COUNTY, OHIO**

MANAGEMENT'S DISCUSSION AND ANALYSIS
FOR THE FISCAL YEAR ENDED JUNE 30, 2017
(SEE ACCOUNTANT'S COMPILATION REPORT)

	Change in Net Position	
	Governmental Activities	Governmental Activities
	<u>2017</u>	<u>2016</u>
<u>Expenses</u>		
Program expenses:		
Instruction:		
Regular	\$ 4,100,393	\$ 3,644,515
Special	955,265	1,004,605
Vocational	191,197	195,970
Adult continuing	1,250	1,000
Support services:		
Pupil	271,753	247,074
Instructional staff	211,587	198,088
Board of education	54,687	29,659
Administration	937,734	824,529
Fiscal	277,851	294,271
Business	-	25
Operations and maintenance	1,846,029	1,019,102
Pupil transportation	835,717	697,860
Central	13,981	15,783
Operations of non-instructional services		
Food service operations	299,460	293,589
Other non-instructional services	45,891	18,611
Extracurricular activities	163,433	164,024
Interest and fiscal charges	65,924	60,341
Total expenses	<u>10,272,151</u>	<u>8,709,046</u>
Change in net position before special item	<u>(1,488,361)</u>	<u>356,458</u>
Special item - refund to the Ohio Facilities Construction Commission	<u>(517,894)</u>	<u>-</u>
Change in net position	(2,006,255)	356,458
Net position at beginning of year	<u>6,390,477</u>	<u>6,034,019</u>
Net position at end of year	<u><u>\$ 4,384,222</u></u>	<u><u>\$ 6,390,477</u></u>

Governmental Activities

Net position of the District's governmental activities decreased \$2,006,255. Total governmental expenses of \$10,272,151 were offset by program revenues of \$1,457,947 and general revenues of \$7,325,843. Program revenues supported 14.19% of the total governmental expenses. A special item was reported during the fiscal year for the return of state funds to the Ohio Facilities Construction Commission (See Note 2.R in the notes to the financial statements for further detail).

The primary sources of revenue for governmental activities are derived from property taxes and unrestricted grants and entitlements. These revenue sources represent 83.05% of total governmental revenue.

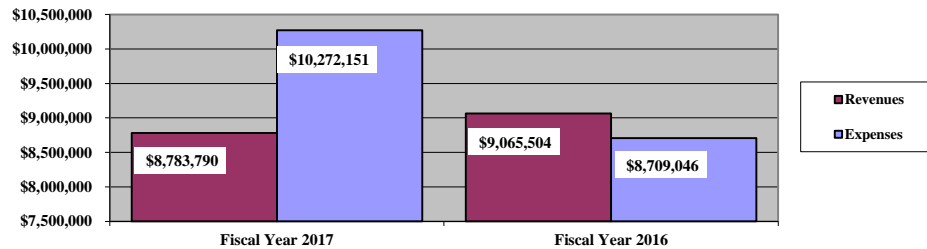
**FRONTIER LOCAL SCHOOL DISTRICT
WASHINGTON COUNTY, OHIO**

MANAGEMENT'S DISCUSSION AND ANALYSIS
FOR THE FISCAL YEAR ENDED JUNE 30, 2017
(SEE ACCOUNTANT'S COMPILATION REPORT)

The largest expense of the District is for instructional programs. Instruction expenses totaled \$5,248,105 or 51.09% of total governmental expenses for fiscal year 2017.

The graph below presents the District's governmental activities revenue and expenses for fiscal years' ended June 30, 2017 and June 30, 2016.

Governmental Activities - Revenues and Expenses



The statement of activities shows the cost of program services and the charges for services and grants offsetting those services. The following table shows, for governmental activities, the total cost of services and the net cost of services. That is, it identifies the cost of these services supported by tax revenue and unrestricted State grants and entitlements.

Governmental Activities

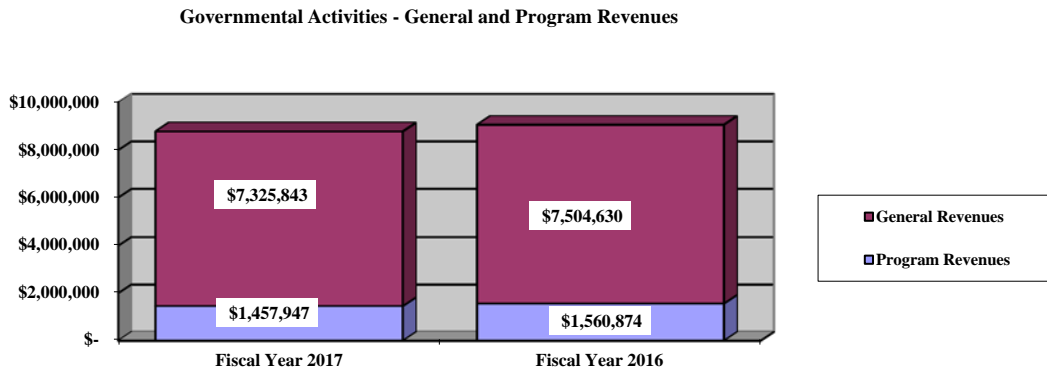
	Total Cost of Services <u>2017</u>	Net Cost of Services <u>2017</u>	Total Cost of Services <u>2016</u>	Net Cost of Services <u>2016</u>
Program expenses				
Instruction:				
Regular	\$ 4,100,393	\$ 3,876,963	\$ 3,644,515	\$ 3,451,583
Special	955,265	265,826	1,004,605	205,050
Vocational	191,197	157,574	195,970	143,618
Adult continuing	1,250	1,250	1,000	1,000
Support services:				
Pupil	271,753	210,097	247,074	200,229
Instructional staff	211,587	203,922	198,088	191,769
Board of education	54,687	53,371	29,659	29,659
Administration	937,734	885,691	824,529	750,973
Fiscal	277,851	277,851	294,271	294,271
Business	-	-	25	25
Operations and maintenance	1,846,029	1,846,029	1,019,102	1,019,102
Pupil transportation	835,717	820,576	697,860	675,291
Central	13,981	13,981	15,783	15,783
Operations of non-instructional services				
Food service operations	45,891	(12,344)	293,589	(11,924)
Other non-instructional services	299,460	45,891	18,611	18,611
Extracurricular activities	163,433	101,603	164,024	102,791
Interest and fiscal charges	65,924	65,924	60,341	60,341
Total expenses	\$ 10,272,151	\$ 8,814,204	\$ 8,709,046	\$ 7,148,172

**FRONTIER LOCAL SCHOOL DISTRICT
WASHINGTON COUNTY, OHIO**

MANAGEMENT'S DISCUSSION AND ANALYSIS
FOR THE FISCAL YEAR ENDED JUNE 30, 2017
(SEE ACCOUNTANT'S COMPILATION REPORT)

The dependence upon tax and other general revenues for governmental activities is apparent; 81.97% of instruction activities are supported through taxes and other general revenues. For all governmental activities, general revenue support is 85.81%.

The graph below presents the District's governmental activities revenue for fiscal years' ended June 30, 2017 and June 30, 2016.



The District's Funds

The District's governmental funds reported a combined fund balance of \$3,340,909, which is more than last year's total of \$2,704,133. The schedule below indicates the fund balance and the total change in fund balance as of June 30, 2017 and June 30, 2016.

	Fund Balance June 30, 2017	Fund Balance June 30, 2016	Change	Percentage Change
General	\$ 1,611,719	\$ 1,339,510	\$ 272,209	20.32 %
Building	898,403	-	898,403	100.00 %
Other Governmental	830,787	1,364,623	(533,836)	(39.12) %
Total	<u>\$ 3,340,909</u>	<u>\$ 2,704,133</u>	<u>\$ 636,776</u>	23.55 %

An analysis of the general fund revenues and expenditures is provided below.

General Fund

The District's general fund balance increased \$272,209. The table that follows assists in illustrating the financial activities and fund balance of the general fund.

**FRONTIER LOCAL SCHOOL DISTRICT
WASHINGTON COUNTY, OHIO**

MANAGEMENT'S DISCUSSION AND ANALYSIS
FOR THE FISCAL YEAR ENDED JUNE 30, 2017
(SEE ACCOUNTANT'S COMPILATION REPORT)

	<u>2017</u> <u>Amount</u>	<u>2016</u> <u>Amount</u>	<u>Increase/</u> <u>(Decrease)</u>	<u>Percentage</u> <u>Change</u>
<u>Revenues</u>				
Taxes	\$ 1,495,145	\$ 1,480,590	\$ 14,555	0.98 %
Tuition	201,997	161,006	40,991	25.46 %
Earnings on investments	4,359	3,059	1,300	42.50 %
Intergovernmental	5,966,566	5,915,239	51,327	0.87 %
Other revenues	<u>144,872</u>	<u>214,893</u>	<u>(70,021)</u>	<u>(32.58) %</u>
Total	<u>\$ 7,812,939</u>	<u>\$ 7,774,787</u>	<u>\$ 38,152</u>	<u>0.49 %</u>
<u>Expenditures</u>				
Instruction	\$ 4,047,261	\$ 3,782,488	\$ 264,773	7.00 %
Support services	3,411,318	3,209,915	201,403	6.27 %
Extracurricular activities	68,976	81,124	(12,148)	(14.97) %
Facilities acquisition and construction	1,055	1,105	(50)	(4.52) %
Debt service	<u>12,120</u>	<u>61,040</u>	<u>(48,920)</u>	<u>(80.14) %</u>
Total	<u>\$ 7,540,730</u>	<u>\$ 7,135,672</u>	<u>\$ 405,058</u>	<u>5.68 %</u>

The increase in tuition revenues was a result of more students participating in the open enrollment program throughout the District. The decrease in other revenues was a result of less payment in lieu of taxes being received by the District. All other revenues and expenditures remained comparable to the prior year.

Building Fund

The building fund had \$1,660,000 in other financing sources from lease purchase agreements. The lease purchase agreements were entered into during fiscal year 2017 to finance energy conservation improvements. During fiscal year 2017, the building fund had expenditures of \$761,597 related to the energy conservation project.

General Fund Budgeting Highlights

The District's budget is prepared according to Ohio law and is based on accounting for certain transactions on a basis of cash receipts, disbursements and encumbrances. The most significant budgeted fund is the general fund.

For the general fund, original and final budgeted revenues and other financing sources were \$7,776,504 and \$7,759,504 respectively. Actual revenues and other financing sources for fiscal year 2017 were \$7,715,766. This represents a \$43,738 decrease from final budgeted revenues and other financing sources.

General fund original appropriations (appropriated expenditures) of \$7,040,057 were increased to \$7,716,326 in the final appropriations. The actual budget basis expenditures for fiscal year 2017 totaled \$7,716,093, which was \$233 less than the final budget appropriations.

**FRONTIER LOCAL SCHOOL DISTRICT
WASHINGTON COUNTY, OHIO**

MANAGEMENT'S DISCUSSION AND ANALYSIS
FOR THE FISCAL YEAR ENDED JUNE 30, 2017
(SEE ACCOUNTANT'S COMPILATION REPORT)

Capital Assets and Debt Administration

Capital Assets

At the end of fiscal year 2017, the District had \$13,826,367 invested in land, land improvements, buildings and improvements, furniture and equipment and vehicles. This entire amount is reported in governmental activities. The following table shows fiscal year 2017 balances compared to fiscal year 2016:

**Capital Assets at June 30
(Net of Depreciation)**

	Governmental Activities	
	2017	2016
Land	\$ 169,230	\$ 169,230
Land improvements	422,457	470,263
Building and improvements	12,796,936	13,580,515
Furniture and equipment	92,083	111,378
Vehicles	345,661	368,632
Total	\$ 13,826,367	\$ 14,700,018

The overall decrease in capital assets of \$873,651 is due to depreciation expense of \$964,797 exceeding capital outlays of \$91,146 in the fiscal year. See Note 8 to the basic financial statements for additional information on the District's capital assets.

Debt Administration

At June 30, 2017, the District had \$2,571,512 in general obligation bonds lease purchase obligations outstanding. Of this total, \$215,000 is due within one year and \$2,356,512 is due in greater than one year.

The following table summarizes the bonds and lease purchase agreements outstanding:

Outstanding Debt, at Year End

	Governmental Activities	Governmental Activities
	2017	2016
General obligation bonds	\$ 911,512	\$ 1,036,538
Lease purchase agreement	1,660,000	-
Total	\$ 2,571,512	\$ 1,036,538

At June 30, 2017, the District's overall legal debt margin was \$6,445,282, and an unvoted debt margin of \$77,924. See Note 9 to the basic financial statements for additional information on the District's debt administration.

**FRONTIER LOCAL SCHOOL DISTRICT
WASHINGTON COUNTY, OHIO**

MANAGEMENT'S DISCUSSION AND ANALYSIS
FOR THE FISCAL YEAR ENDED JUNE 30, 2017
(SEE ACCOUNTANT'S COMPILATION REPORT)

Current Financial Related Activities

The Frontier Local School District has been proactive in order to maintain the highest standards of service to our students, parents and community members. The District is always being presented with challenges and opportunities. While the District is very much State funded, it has very limited control of future revenues.

The District is made up of 40% Wayne National Forest. Because Ohio school districts rely on property taxes for support, Wayne National Forest neighbors have often claimed that the Wayne National Forest's presence reduces school district funding. It also alienates the District in receiving any commercial development. The District is constantly monitoring the Wayne National Forest and will seek ways of extracting additional revenue which is being received by hunting and fishing.

Declining enrollment over the past 10 years is a trend that has received, and will continue to receive, the attention of the Board and Administration. Reduced student counts lead to staffing cuts, excess building capacity, and less state funding. Each of these factors significantly causes a negative impact on the operations of the District.

The District received an Ohio Facilities Construction Commission (OFCC), formerly Ohio School Facilities Commission (OSFC), project for buildings in 2002. The appearances of our new buildings are pleasant to the eye, however many new challenges are now being discovered. Electric and gas consumptions have increased significantly and add to the expenditures which in the past were not present. Poor workmanship and inefficient equipment have been nuisances since the project completion. Many years after project completion, we are still struggling with many issues.

Contacting the District's Financial Management

This financial report is designed to provide our citizens, taxpayers, and investors and creditors with a general overview of the District's finances and to show the District's accountability for the money it receives. If you have questions about this report or need additional financial information contact: Ms. Lee Howard, Treasurer, 44870 State Route 7, New Matamoras, Ohio, 45767-6149.

**FRONTIER LOCAL SCHOOL DISTRICT
WASHINGTON COUNTY, OHIO**

STATEMENT OF NET POSITION
JUNE 30, 2017

	Governmental Activities
Assets:	
Equity in pooled cash and cash equivalents.	\$ 3,885,141
Cash in segregated accounts	22
Receivables:	
Property taxes	1,806,554
Intergovernmental	142,504
Prepayments	15,062
Materials and supplies inventory.	557
Inventory held for resale.	6,958
Capital assets:	
Nondepreciable capital assets	169,230
Depreciable capital assets, net.	13,657,137
Capital assets, net	13,826,367
Total assets.	19,683,165
 Deferred outflows of resources:	
Unamortized deferred charges on debt refunding.	8,936
Pension - STRS	1,526,510
Pension - SERS	552,214
Total deferred outflows of resources.	2,087,660
 Liabilities:	
Accounts payable.	5,616
Contracts payable.	71,730
Accrued wages and benefits payable	531,958
Intergovernmental payable	31,699
Pension and postemployment benefits payable.	122,955
Accrued interest payable	6,980
Long-term liabilities:	
Due within one year.	253,852
Due in more than one year:	
Net pension liability (See Note 13)	11,215,884
Other amounts due in more than one year	3,283,900
Total liabilities	15,524,574
 Deferred inflows of resources:	
Property taxes levied for the next fiscal year	1,510,909
Pension - STRS.	263,681
Pension - SERS.	87,439
Total deferred inflows of resources	1,862,029
 Net position:	
Net investment in capital assets	12,955,064
Restricted for:	
Capital projects	1,373,439
Classroom facilities maintenance	26,846
Debt service.	252,401
State funded programs.	5,263
Student activities	19,970
Other purposes	9,285
Unrestricted (deficit)	(10,258,046)
Total net position.	\$ 4,384,222

SEE ACCOMPANYING NOTES TO THE BASIC FINANCIAL STATEMENTS.

**FRONTIER LOCAL SCHOOL DISTRICT
WASHINGTON COUNTY, OHIO**

STATEMENT OF ACTIVITIES
FOR THE FISCAL YEAR ENDED JUNE 30, 2017

	Expenses	Program Revenues		Net (Expense)
		Charges for Services and Sales	Operating Grants and Contributions	Revenue and Changes in Net Position Governmental Activities
Governmental activities:				
Instruction:				
Regular	\$ 4,100,393	\$ 216,230	\$ 7,200	\$ (3,876,963)
Special	955,265	-	689,439	(265,826)
Vocational	191,197	-	33,623	(157,574)
Adult/continuing.	1,250	-	-	(1,250)
Support services:				
Pupil.	271,753	-	61,656	(210,097)
Instructional staff	211,587	-	7,665	(203,922)
Board of education	54,687	-	1,316	(53,371)
Administration.	937,734	-	52,043	(885,691)
Fiscal.	277,851	-	-	(277,851)
Operations and maintenance	1,846,029	-	-	(1,846,029)
Pupil transportation.	835,717	-	15,141	(820,576)
Central	13,981	-	-	(13,981)
Operation of non-instructional services:				
Other non-instructional services	45,891	-	-	(45,891)
Food service operations	299,460	76,150	235,654	12,344
Extracurricular activities.	163,433	61,830	-	(101,603)
Interest and fiscal charges	65,924	-	-	(65,924)
Totals	\$ 10,272,151	\$ 354,210	\$ 1,103,737	(8,814,204)

General revenues:	
Property taxes levied for:	
General purposes	1,386,933
Special revenue.	30,840
Debt service.	138,376
Payments in lieu of taxes.	104,781
Grants and entitlements not restricted	
to specific programs	5,633,796
Investment earnings	5,259
Miscellaneous	25,858
Total general revenues	7,325,843
Special item - refund to the Ohio Facilities Construction Commission.	(517,894)
Total general revenues and special item	6,807,949
Change in net position	(2,006,255)
Net position at beginning of year	6,390,477
Net position at end of year.	\$ 4,384,222

SEE ACCOMPANYING NOTES TO THE BASIC FINANCIAL STATEMENTS.

**FRONTIER LOCAL SCHOOL DISTRICT
WASHINGTON COUNTY, OHIO**

BALANCE SHEET
GOVERNMENTAL FUNDS
JUNE 30, 2017

	<u>General</u>	<u>Building</u>	<u>Nonmajor Governmental Funds</u>	<u>Total Governmental Funds</u>
Assets:				
Equity in pooled cash and cash equivalents.	\$ 2,041,564	\$ 970,133	\$ 873,444	\$ 3,885,141
Cash in segregated accounts	-	-	22	22
Receivables:				
Property taxes.	1,611,381	-	195,173	1,806,554
Intergovernmental.	66,698	-	75,806	142,504
Prepayments.	14,753	-	309	15,062
Materials and supplies inventory.	-	-	557	557
Inventory held for resale.	-	-	6,958	6,958
Due from other funds	43,497	-	-	43,497
Loans receivable.	30,000	-	-	30,000
Total assets	<u>\$ 3,807,893</u>	<u>970,133</u>	<u>\$ 1,152,269</u>	<u>\$ 5,930,295</u>
Liabilities:				
Accounts payable	\$ 5,616	\$ -	\$ -	\$ 5,616
Contracts payable.	-	71,730	-	71,730
Accrued wages and benefits payable	482,538	-	49,420	531,958
Compensated absences payable	15,057	-	-	15,057
Intergovernmental payable	31,088	-	611	31,699
Pension and postemployment benefits payable.	112,452	-	10,503	122,955
Due to other funds	-	-	43,497	43,497
Loans payable.	-	-	30,000	30,000
Total liabilities.	<u>646,751</u>	<u>71,730</u>	<u>134,031</u>	<u>852,512</u>
Deferred inflows of resources:				
Property taxes levied for the next fiscal year.	1,345,704	-	165,205	1,510,909
Delinquent property tax revenue not available.	154,650	-	16,173	170,823
Intergovernmental revenue not available.	49,069	-	6,073	55,142
Total deferred inflows of resources	<u>1,549,423</u>	<u>-</u>	<u>187,451</u>	<u>1,736,874</u>
Fund balances:				
Nonspendable:				
Materials and supplies inventory.	-	-	557	557
Prepays.	14,753	-	309	15,062
Restricted:				
Debt service	-	-	297,081	297,081
Capital improvements	-	898,403	475,036	1,373,439
Classroom facilities maintenance	-	-	24,485	24,485
Food service operations	-	-	16,392	16,392
Targeted academic assistance	-	-	4,456	4,456
Other purposes.	-	-	5,263	5,263
Extracurricular activities.	-	-	19,970	19,970
Assigned:				
Student instruction	2,039	-	-	2,039
Student and staff support.	9,021	-	-	9,021
Facilities acquisition and construction	550	-	-	550
Other purposes.	27,843	-	-	27,843
Unassigned (deficit).	1,557,513	-	(12,762)	1,544,751
Total fund balances	<u>1,611,719</u>	<u>898,403</u>	<u>830,787</u>	<u>3,340,909</u>
Total liabilities, deferred inflows and fund balances	<u>\$ 3,807,893</u>	<u>\$ 970,133</u>	<u>\$ 1,152,269</u>	<u>\$ 5,930,295</u>

SEE ACCOMPANYING NOTES TO THE BASIC FINANCIAL STATEMENTS.

**FRONTIER LOCAL SCHOOL DISTRICT
WASHINGTON COUNTY, OHIO**

RECONCILIATION OF TOTAL GOVERNMENTAL FUND BALANCES TO
NET POSITION OF GOVERNMENTAL ACTIVITIES
JUNE 30, 2017

Total governmental fund balances		\$	3,340,909
<i>Amounts reported for governmental activities on the statement of net position are different because:</i>			
Capital assets used in governmental activities are not financial resources and therefore are not reported in the funds.			13,826,367
Other long-term assets are not available to pay for current-period expenditures and therefore are deferred inflows in the funds.			
Property taxes receivable	\$	170,823	
Intergovernmental receivable		55,142	
Total		125,965	225,965
Unamortized premiums on bonds issued are not recognized in the funds.			(20,239)
Unamortized amounts on refundings are not recognized in the funds.			8,936
Accrued interest payable is not due and payable in the current period and therefore is not reported in the funds.			(6,980)
The net pension liability is not due and payable in the current period; therefore, the liability and related deferred inflows/outflows are not reported in governmental funds:			
Deferred outflows of resources - pension		2,078,724	
Deferred inflows of resources - pension		(351,120)	
Net pension liability		(11,215,884)	
Total		(9,488,280)	(9,488,280)
Long-term liabilities, including bonds payable, are not due and payable in the current period and therefore are not reported in the funds.			
Compensated absences		(574,803)	
General obligation current interest bonds		(800,000)	
General obligation capital appreciation bonds		(60,000)	
Accreted interest on capital appreciation bonds		(51,512)	
Lease obligation payable		(1,660,000)	
Pollution remediation obligation payable		(356,141)	
Total		(3,502,456)	(3,502,456)
Net position of governmental activities		\$	4,384,222

SEE ACCOMPANYING NOTES TO THE BASIC FINANCIAL STATEMENTS.

**FRONTIER LOCAL SCHOOL DISTRICT
WASHINGTON COUNTY, OHIO**

STATEMENT OF REVENUES, EXPENDITURES AND CHANGES IN FUND BALANCES
GOVERNMENTAL FUNDS
FOR THE FISCAL YEAR ENDED JUNE 30, 2017

	<u>General</u>	<u>Building</u>	<u>Nonmajor Governmental Funds</u>	<u>Total Governmental Funds</u>
Revenues:				
From local sources:				
Property taxes	\$ 1,495,145	\$ -	\$ 182,180	\$ 1,677,325
Tuition.	201,997	-	-	201,997
Earnings on investments	4,359	-	900	5,259
Charges for services	-	-	76,150	76,150
Extracurricular.	-	-	61,830	61,830
Classroom materials and fees	14,233	-	-	14,233
Contributions and donations	6,616	-	-	6,616
Other local revenues	19,242	-	819	20,061
Payment in lieu of taxes.	104,781	-	-	104,781
Intergovernmental - state	5,966,566	-	73,571	6,040,137
Intergovernmental - federal	-	-	667,820	667,820
Total revenues	<u>7,812,939</u>	<u>-</u>	<u>1,063,270</u>	<u>8,876,209</u>
Expenditures:				
Current:				
Instruction:				
Regular.	3,239,777	-	14,400	3,254,177
Special	618,031	-	316,919	934,950
Vocational	188,203	-	-	188,203
Adult/continuing	1,250	-	-	1,250
Support services:				
Pupil	203,602	-	62,661	266,263
Instructional staff	201,598	-	7,531	209,129
Board of education	54,607	-	-	54,607
Administration	857,709	-	50,654	908,363
Fiscal	277,011	-	4,433	281,444
Operations and maintenance	1,109,973	-	64,451	1,174,424
Pupil transportation	693,124	-	-	693,124
Central	13,694	-	-	13,694
Operation of non-instructional services:				
Food service operations.	-	-	306,173	306,173
Extracurricular activities	68,976	-	67,547	136,523
Facilities acquisition and construction.	1,055	761,597	5,450	768,102
Debt service:				
Principal retirement.	-	-	135,000	135,000
Interest and fiscal charges	12,120	-	43,993	56,113
Total expenditures	<u>7,540,730</u>	<u>761,597</u>	<u>1,079,212</u>	<u>9,381,539</u>
Excess (deficiency) of revenues over (under) expenditures	<u>272,209</u>	<u>(761,597)</u>	<u>(15,942)</u>	<u>(505,330)</u>
Other financing sources:				
Lease purchase agreements.	-	1,660,000	-	1,660,000
Total other financing sources	<u>-</u>	<u>1,660,000</u>	<u>-</u>	<u>1,660,000</u>
Special item - refund to the Ohio Facilities Construction Commission	<u>-</u>	<u>-</u>	<u>(517,894)</u>	<u>(517,894)</u>
Net change in fund balances	272,209	898,403	(533,836)	636,776
Fund balances at beginning of year	<u>1,339,510</u>	<u>-</u>	<u>1,364,623</u>	<u>2,704,133</u>
Fund balances at end of year	<u>\$ 1,611,719</u>	<u>\$ 898,403</u>	<u>\$ 830,787</u>	<u>\$ 3,340,909</u>

SEE ACCOMPANYING NOTES TO THE BASIC FINANCIAL STATEMENTS.

**FRONTIER LOCAL SCHOOL DISTRICT
WASHINGTON COUNTY, OHIO**

RECONCILIATION OF THE STATEMENT OF REVENUES, EXPENDITURES
AND CHANGES IN FUND BALANCES OF GOVERNMENTAL FUNDS
TO THE STATEMENT OF ACTIVITIES
FOR THE FISCAL YEAR ENDED JUNE 30, 2017

Net change in fund balances - total governmental funds \$ 636,776

Amounts reported for governmental activities in the statement of activities are different because:

Governmental funds report capital outlays as expenditures. However, in the statement of activities, the cost of those assets is allocated over their estimated useful lives as depreciation expense.

Capital asset additions	\$ 91,146	
Current year depreciation	(964,797)	
Total		(873,651)

Revenues in the statement of activities that do not provide current financial resources are not reported as revenues in the funds.

Property taxes	(121,176)	
Intergovernmental	28,757	
Total		(92,419)

Repayment of bond and lease principal is an expenditure in the governmental funds, but the repayment reduces long-term liabilities on the statement of net position. Principal payments during the year were:

Bonds		135,000
-------	--	---------

Issuance of lease purchase agreements are recorded as other financing sources in the funds; however, in the statement of activities, they are not reported as other financing sources as they increase liabilities on the statement of net position.

Capital leases		(1,660,000)
----------------	--	-------------

In the statement of activities, interest is accrued on outstanding bonds, whereas in governmental funds, an interest expenditure is reported when due. The following items resulted in additional interest being reported in the statement of activities:

Increase in accrued interest payable	(1,924)	
Accreted interest on capital appreciation bonds	(9,974)	
Amortization of bond premiums	3,736	
Amortization of deferred charges	(1,649)	
Total		(9,811)

Contractually required contributions are reported as expenditures in governmental funds; however, the statement of activities reports these amounts as deferred outflows.

600,693

Except for amounts reported as deferred inflows/outflows, changes in the net pension liability are reported as pension expense in the statement of activities.

(717,574)

Some expenses reported in the statement of activities, such as compensated absences and pollution remediation obligations, do not require the use of current financial resources and therefore are not reported as expenditures in governmental funds.

(25,269)

Change in net position of governmental activities \$ (2,006,255)

SEE ACCOMPANYING NOTES TO THE BASIC FINANCIAL STATEMENTS.

**FRONTIER LOCAL SCHOOL DISTRICT
WASHINGTON COUNTY, OHIO**

STATEMENT OF REVENUES, EXPENDITURES AND CHANGES IN
FUND BALANCE - BUDGET AND ACTUAL (NON-GAAP BUDGETARY BASIS)
GENERAL FUND
FOR THE FISCAL YEAR ENDED JUNE 30, 2017

	<u>Budgeted Amounts</u>			Variance with Final Budget Positive (Negative)
	<u>Original</u>	<u>Final</u>	<u>Actual</u>	
Revenues:				
From local sources:				
Property taxes	\$ 1,338,700	\$ 1,393,957	\$ 1,394,034	\$ 77
Tuition	160,000	188,725	201,996	13,271
Earnings on investments	2,700	4,000	4,359	359
Classroom materials and fees	15,700	13,700	14,233	533
Other local revenues	75,000	29,848	18,753	(11,095)
Intergovernmental - intermediate	87,650	104,781	104,781	-
Intergovernmental - state	<u>6,069,754</u>	<u>5,997,493</u>	<u>5,950,832</u>	<u>(46,661)</u>
Total revenues	<u>7,749,504</u>	<u>7,732,504</u>	<u>7,688,988</u>	<u>(43,516)</u>
Expenditures:				
Current:				
Instruction:				
Regular	2,834,378	3,320,987	3,320,812	175
Special	674,205	634,378	634,378	-
Vocational	215,238	194,588	194,588	-
Support services:				
Pupil	213,140	208,311	208,311	-
Instructional staff	179,222	201,239	201,239	-
Board of education	45,699	57,343	57,315	28
Administration	779,771	872,393	872,383	10
Fiscal	307,634	275,922	275,922	-
Operations and maintenance	974,809	1,162,258	1,162,258	-
Pupil transportation	720,399	689,812	689,812	-
Central	16,315	14,279	14,279	-
Extracurricular activities	76,709	71,091	71,071	20
Facilities acquisition and construction	2,538	1,605	1,605	-
Debt service:				
Interest and fiscal charges	-	12,120	12,120	-
Total expenditures	<u>7,040,057</u>	<u>7,716,326</u>	<u>7,716,093</u>	<u>233</u>
Excess of (deficiency) of revenues over (under) expenditures	<u>709,447</u>	<u>16,178</u>	<u>(27,105)</u>	<u>(43,283)</u>
Other financing sources:				
Refund of prior year's expenditures	<u>27,000</u>	<u>27,000</u>	<u>26,778</u>	<u>(222)</u>
Total other financing sources	<u>27,000</u>	<u>27,000</u>	<u>26,778</u>	<u>(222)</u>
Net change in fund balance	736,447	43,178	(327)	(43,505)
Fund balance at beginning of year	1,298,630	1,298,630	1,298,630	-
Prior year encumbrances appropriated	<u>167,116</u>	<u>167,116</u>	<u>167,116</u>	<u>-</u>
Fund balance at end of year	<u>\$ 2,202,193</u>	<u>\$ 1,508,924</u>	<u>\$ 1,465,419</u>	<u>\$ (43,505)</u>

SEE ACCOMPANYING NOTES TO THE BASIC FINANCIAL STATEMENTS.

**FRONTIER LOCAL SCHOOL DISTRICT
WASHINGTON COUNTY, OHIO**

STATEMENT OF FIDUCIARY ASSETS AND LIABILITIES
FIDUCIARY FUND
JUNE 30, 2017
(SEE ACCOUNTANT'S COMPILATION REPORT)

	<u>Agency</u>
Assets:	
Equity in pooled cash and cash equivalents . .	\$ 20,736
Total assets.	<u>\$ 20,736</u>
Liabilities:	
Due to students.	\$ 20,736
Total liabilities	<u>\$ 20,736</u>

SEE ACCOMPANYING NOTES TO THE BASIC FINANCIAL STATEMENTS.

**FRONTIER LOCAL SCHOOL DISTRICT
WASHINGTON COUNTY, OHIO**

**NOTES TO THE BASIC FINANCIAL STATEMENTS
FOR THE FISCAL YEAR ENDED JUNE 30, 2017**

NOTE 1 - DESCRIPTION OF THE SCHOOL DISTRICT

Frontier Local School District (the “District”) is a body politic and corporate established for the purpose of exercising the rights and privileges conveyed to it by the constitution and laws of the State of Ohio.

The District operates under a locally-elected Board form of government and provides educational services as authorized by State and federal agencies. This Board controls the District's three instructional/support facilities staffed by 36 classified employees, 53 certified full time teaching personnel and 5 administrators, who provide services to 649 students and other community members.

NOTE 2 - SUMMARY OF SIGNIFICANT ACCOUNTING POLICIES

The basic financial statements of the District have been prepared in conformity with accounting principles generally accepted in the United States of America (GAAP) as applied to governmental units. The Governmental Accounting Standards Board (GASB) is the accepted standard-setting body for establishing governmental accounting and financial reporting principles. The District's significant accounting policies are described below.

A. Reporting Entity

The reporting entity has been defined in accordance with GASB Statement No. 14, “The Financial Reporting Entity” as amended by GASB Statement No. 39, “Determining Whether Certain Organizations Are Component Units” and GASB Statement No. 61, “The Financial Reporting Entity: Omnibus an amendment of GASB Statements No. 14 and No. 34”. The reporting entity is composed of the primary government and component units. The primary government consists of all funds, departments, boards and agencies that are not legally separate from the District. For the District, this includes general operations, food service, and student related activities of the District.

Component units are legally separate organizations for which the District is financially accountable. The District is financially accountable for an organization if the District appoints a voting majority of the organization's Governing Board and (1) the District is able to significantly influence the programs or services performed or provided by the organization; or (2) the District is legally entitled to or can otherwise access the organization's resources; or (3) the District is legally obligated or has otherwise assumed the responsibility to finance the deficits of, or provide financial support to, the organization; or (4) the District is obligated for the debt of the organization. Component units may also include organizations that are fiscally dependent on the District in that the District approves the budget, the issuance of debt or the levying of taxes. Certain organizations are also included as component units if the nature and significance of the relationship between the primary government and the organization is such that exclusion by the primary government would render the primary government's financial statements incomplete or misleading. Based upon the application of these criteria, the District has no component units. The basic financial statements of the reporting entity include only those of the District (the primary government).

**FRONTIER LOCAL SCHOOL DISTRICT
WASHINGTON COUNTY, OHIO**

NOTES TO THE BASIC FINANCIAL STATEMENTS
FOR THE FISCAL YEAR ENDED JUNE 30, 2017

NOTE 2 - SUMMARY OF SIGNIFICANT ACCOUNTING POLICIES - (Continued)

The following organizations are described due to their relationship to the District:

PUBLIC ENTITY RISK POOL

Workers' Compensation Group Rating Program

The District participates in a Workers' Compensation Group Rating Program (GRP). The GRP is sponsored by OASBO and administered by SheakleyUniService, Inc. The intent of the GRP is to achieve the benefit of a reduced premium for the District by virtue of its grouping and representation with other participants in the GRP. The District pays a fee to the GRP to cover the costs of administering the program. Refer to Note 12.B. for further information on the GRP.

JOINTLY GOVERNED ORGANIZATIONS

Ohio Schools' Council Association

The Ohio Schools' Council Association (Council) is a jointly governed organization among 198 school districts. The jointly governed organization was formed to purchase quality products and services at the lowest possible cost to the member districts. Each district supports the Council by paying an annual participation fee. The Council's Board consists of seven superintendents of the participating districts whose term rotates every year. The degree of control exercised by any district is limited to its representation on the Board. In fiscal year 2017, the annual participation fee was waived. Financial information can be obtained by contacting William Zelei, Executive Director of the Ohio Schools Council at 6393 Oak Tree Blvd., Suite 377, Independence, Ohio, 44131.

Metropolitan Educational Technology Association (META) Solutions

The District is a participant in META Solutions which is a computer consortium that resulted from the mergers between Tri-Rivers Educational Computer Association (TRECA), Metropolitan Educational Council (MEC), Metropolitan Dayton Educational Cooperative Association (MDECA), Southeastern Ohio Valley Voluntary Education Cooperative (SEOVEC), and South Central Ohio Computer Association (SCOCA). META Solutions develops, implements and supports the technology and instructional needs of schools in a cost-effective manner. META Solutions provides instructional, core, technology and purchasing services for its member districts. The Board of Directors consists of the Superintendents from eleven of the member districts. During fiscal year 2017, the District paid META Solutions \$75,723 for services. Financial information can be obtained from Dave Varda, who serves as Chief Financial Officer, 100 Executive Drive, Marion, Ohio 43302.

Washington County Career Center - The Washington County Career Center is a distinct political subdivision of the State of Ohio operated under the direction of a Board consisting of one representative from each of the six participating school districts' elected Boards and one representative from the Washington County Educational Service Center's Board. The Board possesses its own budgeting and taxing authority. To obtain financial information write to the Washington County Career Center, Joseph Crone, Treasurer, 21740 State Route 676, Marietta, Ohio 45750.

**FRONTIER LOCAL SCHOOL DISTRICT
WASHINGTON COUNTY, OHIO**

NOTES TO THE BASIC FINANCIAL STATEMENTS
FOR THE FISCAL YEAR ENDED JUNE 30, 2017

NOTE 2 - SUMMARY OF SIGNIFICANT ACCOUNTING POLICIES - (Continued)

INSURANCE PURCHASING POOL

Portage Area School Consortium - The Portage Area School Consortium (the "Consortium") is a regional council of governments established pursuant to Chapter 167 of the Ohio Revised Code, consisting of various school districts in Washington, Columbiana, Portage and Mahoning counties. The Consortium is a stand-alone entity, comprised of two stand-alone Pools; the Portage County School Consortium Property and Casualty Pool and the Portage Area School Consortium Health and Welfare Insurance Pool. These Pools were established by the Consortium on August 5, 1988 to provide property and casualty risk management services and risk sharing to its members. The Pools were established as local government risk pools under Section 1744.081 of the Ohio Revised Code.

B. Fund Accounting

The District uses funds to maintain its financial records during the year. A fund is defined as a fiscal and accounting entity with a self balancing set of accounts. There are three categories of funds: governmental, proprietary and fiduciary.

GOVERNMENTAL FUNDS

Governmental funds are those through which most governmental functions typically are financed. Governmental fund reporting focuses on the sources, uses and balances of current financial resources. Expendable assets are assigned to the various governmental funds according to the purposes for which they may or must be used. Current liabilities are assigned to the fund from which they will be paid. The difference between governmental fund assets and deferred outflows of resources and liabilities and deferred inflows of resources is reported as fund balance. The following are the District's major governmental funds:

General fund - The general fund is used to account for and report all financial resources not accounted for and reported in another fund. The general fund balance is available for any purpose provided it is expended or transferred according to the general laws of Ohio.

Building Fund - The building capital projects fund is used to account for the receipts and expenditures related to lease purchase agreements. Expenditures represent the cost of energy conservation measures.

Other governmental funds of the District are used to account for (a) financial resources that are restricted, committed, or assigned to expenditures for capital outlays including the acquisition or construction of capital facilities and other capital assets, (b) specific revenue sources that are restricted or committed to an expenditure for specified purposes other than debt service or capital projects and (c) financial resources that are restricted, committed, or assigned to expenditure for principal and interest.

PROPRIETARY FUNDS

Proprietary funds are used to account for the District's ongoing activities which are similar to those often found in the private sector. The District has no proprietary funds.

**FRONTIER LOCAL SCHOOL DISTRICT
WASHINGTON COUNTY, OHIO**

NOTES TO THE BASIC FINANCIAL STATEMENTS
FOR THE FISCAL YEAR ENDED JUNE 30, 2017

NOTE 2 - SUMMARY OF SIGNIFICANT ACCOUNTING POLICIES - (Continued)

FIDUCIARY FUNDS

Fiduciary fund reporting focuses on net position and changes in net position. The fiduciary fund category is split into four classifications: pension trust funds, investment trust funds, private-purpose trust funds and agency funds. Trust funds are used to account for assets held by the District under a trust agreement for individuals, private organizations, or other governments and are therefore not available to support the District's own programs. The District has no trust funds. Agency funds are custodial in nature (assets equal liabilities) and do not involve measurement of results of operations. The District's agency fund accounts for student activities.

C. Basis of Presentation and Measurement Focus

Government-wide Financial Statements - The statement of net position and the statement of activities display information about the District as a whole. These statements include the financial activities of the primary government, except for fiduciary funds.

The government-wide statement of activities presents a comparison between direct expenses and program revenues for each function or program of the governmental activities of the District. Direct expenses are those that are specifically associated with a service, program or department and therefore clearly identifiable to a particular function. Program revenues include amounts paid by the recipient of goods or services offered by the program and grants and contributions that are restricted to meeting the operational or capital requirements of a particular program. Revenues not classified as program revenues are presented as general revenues of the District.

The government-wide financial statements are prepared using the economic resources measurement focus. All assets and deferred outflows of resources and all liabilities and deferred inflows of resources associated with the operation of the District are included on the statement of net position.

Fund Financial Statements - Fund financial statements report detailed information about the District. The focus of governmental fund financial statements is on major funds rather than reporting funds by type. Each major fund is presented in a separate column, and all nonmajor funds are aggregated into one column. Fiduciary funds are reported by fund type.

All governmental funds are accounted for using a flow of current financial resources measurement focus. With this measurement focus, only current assets, deferred outflows of resources, current liabilities and deferred inflows of resources generally are included on the balance sheet. The statement of revenues, expenditures and changes in fund balances reports on the sources (i.e., revenues and other financing sources) and uses (i.e., expenditures and other financing uses) of current financial resources. This approach differs from the manner in which the governmental activities of the government-wide financial statements are prepared. Governmental fund financial statements therefore include a reconciliation with brief explanations to better identify the relationship between the government-wide statements and the statements for governmental funds.

Agency funds do not report a measurement focus as they do not report operations.

**FRONTIER LOCAL SCHOOL DISTRICT
WASHINGTON COUNTY, OHIO**

NOTES TO THE BASIC FINANCIAL STATEMENTS
FOR THE FISCAL YEAR ENDED JUNE 30, 2017

NOTE 2 - SUMMARY OF SIGNIFICANT ACCOUNTING POLICIES - (Continued)

D. Basis of Accounting

Basis of accounting determines when transactions are recorded in the financial records and reported on the financial statements. Government-wide financial statements are prepared using the accrual basis of accounting. Governmental funds use the modified accrual basis of accounting. Fiduciary funds also use the accrual basis of accounting.

Revenues - Exchange and Nonexchange Transactions - Revenue resulting from exchange transactions, in which each party gives and receives essentially equal value, is recorded on the accrual basis when the exchange takes place. On a modified accrual basis, revenue is recorded in the fiscal year in which the resources are measurable and become available. Available means that the resources will be collected within the current fiscal year or are expected to be collected soon enough thereafter to be used to pay liabilities of the current fiscal year. For the District, available means expected to be received within sixty days of fiscal year end.

Nonexchange transactions, in which the District receives value without directly giving equal value in return, include property taxes, grants, entitlements and donations. On an accrual basis, revenue from property taxes is recognized in the fiscal year for which the taxes are levied (See Note 6).

Revenue from grants, entitlements and donations is recognized in the fiscal year in which all eligibility requirements have been satisfied. Eligibility requirements include timing requirements, which specify the year when the resources are required to be used or the fiscal year when use is first permitted, matching requirements, in which the District must provide local resources to be used for a specified purpose, and expenditure requirements, in which the resources are provided to the District on a reimbursement basis. On a modified accrual basis, revenue from nonexchange transactions must also be available before it can be recognized.

Under the modified accrual basis, the following revenue sources are considered to be both measurable and available at fiscal year end: property taxes available as an advance, interest, tuition, grants, student fees and rentals.

Deferred Outflows of Resources and Deferred Inflows of Resources - In addition to assets, the government-wide statement of net position will report a separate section for deferred outflows of resources. Deferred outflows of resources, represents a consumption of net position that applies to a future period and will not be recognized as an outflow of resources (expense/expenditure) until then. For the District, see Note 13 for deferred outflows of resources related the District's net pension liability. In addition, deferred outflows of resources include a deferred charge on debt refunding. A deferred charge on refunding results from the difference in the carrying value of refunded debt and its reacquisition price. This amount is deferred and amortized over the shorter of the life of the refunded or refunding debt.

In addition to liabilities, both the government-wide statement of net position and the governmental fund financial statements report a separate section for deferred inflows of resources. Deferred inflows of resources represent an acquisition of net position that applies to a future period and will not be recognized as an inflow of resources (revenue) until that time. For the District, deferred inflows of resources include property taxes and unavailable revenue. Property taxes represent amounts for which there is an enforceable legal claim as of June 30, 2017, but which were levied to finance fiscal year 2018 operations. These amounts have been recorded as a deferred inflow of resources on both the government-wide statement of net position and the governmental fund financial statements.

**FRONTIER LOCAL SCHOOL DISTRICT
WASHINGTON COUNTY, OHIO**

NOTES TO THE BASIC FINANCIAL STATEMENTS
FOR THE FISCAL YEAR ENDED JUNE 30, 2017

NOTE 2 - SUMMARY OF SIGNIFICANT ACCOUNTING POLICIES - (Continued)

Unavailable revenue is reported only on the governmental funds balance sheet, and represents receivables which will not be collected within the available period. For the District, unavailable revenue includes, but is not limited to, delinquent property taxes and intergovernmental grants. These amounts are deferred and recognized as an inflow of resources in the period the amounts become available.

For the District, see Note 13 for deferred inflows of resources related to the District's net pension liability. This deferred inflow of resources is only reported on the government-wide statement of net position.

Expenses/Expenditures - On the accrual basis of accounting, expenses are recognized at the time they are incurred. The entitlement value of donated commodities received during the year is reported in the fund financial statements as expenditures with a like amount reported as intergovernmental revenue.

The measurement focus of governmental fund accounting is on decreases in net financial resources (expenditures) rather than expenses. Expenditures are generally recognized in the accounting period in which the related fund liability is incurred, if measurable. Allocations of cost, such as depreciation and amortization, are not recognized in governmental funds.

E. Budgets

The District is required by State statute to adopt an annual appropriated cash basis budget for all funds. The specific timetable for fiscal year 2017 is as follows:

1. Prior to January 15, the Superintendent and Treasurer submit to the Board of Education a proposed operating budget for the fiscal year commencing the following July 1. The budget includes proposed expenditures and the means of financing for all funds. Public hearings are publicized and conducted to obtain taxpayers' comments. The purpose of this budget document is to reflect the need for existing (or increased) tax rates.
2. By no later than January 20, the Board-adopted budget is filed with the Washington County Budget Commission for tax rate determination.
3. Prior to April 1, the Board of Education accepts, by formal resolution, the tax rates as determined by the Budget Commission and receives the Commission's certificate of estimated resources which states the projected revenue of each fund. Prior to July 1, the District must revise its budget so that total contemplated expenditures from any fund during the ensuing year will not exceed the amount stated in the certificate of estimated resources. The revised budget then serves as a basis for the appropriation measure. On or about July 1, the certificate is amended to include any unencumbered balances from the preceding year as reported by the District Treasurer. The certificate may be further amended during the year if projected increases or decreases in revenue are identified by the District Treasurer. The budget figures, as shown in the accompanying budgetary statement, reflect the amounts set forth in the original and final certificate of estimated resources issued for fiscal year 2017.

**FRONTIER LOCAL SCHOOL DISTRICT
WASHINGTON COUNTY, OHIO**

**NOTES TO THE BASIC FINANCIAL STATEMENTS
FOR THE FISCAL YEAR ENDED JUNE 30, 2017**

NOTE 2 - SUMMARY OF SIGNIFICANT ACCOUNTING POLICIES - (Continued)

4. By July 1, the annual appropriation resolution is legally enacted by the Board of Education at the fund level of expenditures, which is the legal level of budgetary control. State statute permits a temporary appropriation to be effective until no later than October 1 of each year. Resolution appropriations by fund must be within the estimated resources as certified by the County Budget Commission and the total of expenditures and encumbrances may not exceed the appropriation totals.
5. Any revisions that alter the total of any fund appropriation must be approved by the Board of Education.
6. Formal budgetary integration is employed as a management control device during the year for all funds consistent with the general obligation bond indenture and other statutory provisions. All funds completed the year within the amount of their legally authorized cash basis appropriation.
7. Appropriation amounts are as originally adopted, or as amended by the Board of Education through the year by supplemental appropriations, which either reallocated or increased the original appropriated amounts. All supplemental appropriations were legally enacted by the Board prior to June 30, 2017. The budget figures, as shown in the accompanying budgetary statement, reflect the original and final appropriation amounts including all amendments and modifications.

Although the legal level of budgetary control was established at the fund level of expenditures, the budgetary statements present comparisons at the fund and function level of expenditures as elected by the District Treasurer.

8. Unencumbered appropriations lapse at year end. Encumbered appropriations are carried forward to the succeeding fiscal year and need not be reappropriated. Expenditures plus encumbrances may not legally exceed budgeted appropriations at the fund level.

F. Cash and Investments

To improve cash management, cash received by the District is pooled in a central bank account. Monies for all funds are maintained in this pool. Individual fund integrity is maintained through the District's records. Each fund's interest in the pool is presented as "equity in pooled cash and cash equivalents" on the basic financial statements.

During fiscal year 2017, the District invested in STAR Ohio. STAR Ohio (the State Treasury Asset Reserve of Ohio), is an investment pool managed by the State Treasurer's Office which allows governments within the State to pool their funds for investment purposes. STAR Ohio is not registered with the SEC as an investment company, but has adopted Governmental Accounting Standards Board (GASB), Statement No. 79, "Certain External Investment Pools and Pool Participants." The District measures its investment in STAR Ohio at the net asset value (NAV) per share provided by STAR Ohio. The NAV per share is calculated on an amortized cost basis that provides an NAV per share that approximates fair value.

**FRONTIER LOCAL SCHOOL DISTRICT
WASHINGTON COUNTY, OHIO**

NOTES TO THE BASIC FINANCIAL STATEMENTS
FOR THE FISCAL YEAR ENDED JUNE 30, 2017

NOTE 2 - SUMMARY OF SIGNIFICANT ACCOUNTING POLICIES - (Continued)

For fiscal year 2017, there were no limitations or restrictions on any participant withdrawals due to redemption notice periods, liquidity fees, or redemption gates. However, notice must be given 24 hours in advance of all deposits and withdrawals exceeding \$25 million. STAR Ohio reserves the right to limit the transaction to \$50 million, requiring the excess amount to be transacted the following business day(s), but only to the \$50 million limit. All accounts of the participant will be combined for these purposes.

Under existing Ohio statutes all investment earnings are assigned to the general fund unless statutorily required to be credited to a specific fund. By policy of the Board of Education, investment earnings are assigned to specific funds. Interest revenue credited to the general fund during fiscal year 2017 amounted to \$4,359, which includes \$1,422 assigned from other funds.

For presentation on the basic financial statements, investments of the cash management pool and investments with original maturities of three months or less at the time they are purchased by the District are considered to be cash equivalents. Investments with an initial maturity of more than three months are reported as investments.

An analysis of the District's investment account at year end is provided in Note 4.

G. Inventory

On government-wide and fund financial statements, purchased inventories are presented at the lower of cost or market and donated commodities are presented at their entitlement value. Inventories are recorded on a first-in, first-out basis and are expensed when used. Inventories are accounted for using the consumption method on the government-wide and fund statements.

Inventory consists of expendable supplies held for consumption, donated food and purchased food.

H. Capital Assets

General capital assets generally result from expenditures in the governmental funds. These assets are reported in the governmental activities column of the government-wide Statement of Net Position, but are not reported in the fund financial statements.

All capital assets are capitalized at cost (or estimated historical cost) and updated for additions and retirements during the year. Donated capital assets are recorded at their fair market values as of the date received. The District maintains a capitalization threshold of \$5,000. Improvements are capitalized; the costs of normal maintenance and repairs that do not add to the value of the asset or materially extend an asset's life are not. The District does not possess infrastructure.

All reported capital assets except land are depreciated. Improvements are depreciated over the remaining useful lives of the related capital assets.

**FRONTIER LOCAL SCHOOL DISTRICT
WASHINGTON COUNTY, OHIO**

NOTES TO THE BASIC FINANCIAL STATEMENTS
FOR THE FISCAL YEAR ENDED JUNE 30, 2017

NOTE 2 - SUMMARY OF SIGNIFICANT ACCOUNTING POLICIES - (Continued)

Depreciation is computed using the straight-line method over the following useful lives:

<u>Description</u>	Governmental Activities <u>Estimated Lives</u>
Land improvements	5 - 20 years
Buildings and improvements	20 - 50 years
Furniture and equipment	5 - 20 years
Vehicles	6 - 10 years

I. Interfund Balances

On fund financial statements, receivables and payables resulting from short-term interfund loans are classified as “due from/to other funds” and long-term interfund loans are classified as “loans receivable/payables.” These amounts are eliminated in the governmental type activities columns of the statement of net position.

J. Compensated Absences

Compensated absences of the District consist of vacation leave and sick leave to the extent that payment to the employee for these absences is attributable to services already rendered and are not contingent on a specific event that is outside the control of the District and the employee.

In accordance with the provisions of GASB Statement No. 16, “Accounting for Compensated Absences”, a liability for vacation leave is accrued if a) the employees’ rights to payment are attributable to services already rendered; and b) it is probable that the employer will compensate the employees for the benefits through paid time off or other means, such as cash payment at termination or retirement. An accrual for earned sick leave is made to the extent that it is probable that the benefits will result in termination (severance) payments. A liability for sick leave is based on the sick leave accumulated at the balance sheet date by those employees who are currently eligible to receive termination (severance) payments, as well as those employees expected to become eligible in the future. For purposes of establishing a liability for severance on employees expected to become eligible to retire in the future, all employees age fifty or greater with at least ten years of service and all employees with at least 15 years of service regardless of their age were considered expected to become eligible in accordance with GASB Statement No. 16.

The total liability for vacation and sick leave payments has been calculated using pay rates in effect at the balance sheet date, and reduced to the maximum payment allowed by labor contract and/or statute, plus any applicable additional salary related payments.

The entire compensated absence liability is reported on the government-wide financial statements.

For governmental fund financial statements, compensated absences are recognized as liabilities and expenditures as payments come due each period upon the occurrence of employee resignations and retirements.

**FRONTIER LOCAL SCHOOL DISTRICT
WASHINGTON COUNTY, OHIO**

NOTES TO THE BASIC FINANCIAL STATEMENTS
FOR THE FISCAL YEAR ENDED JUNE 30, 2017

NOTE 2 - SUMMARY OF SIGNIFICANT ACCOUNTING POLICIES - (Continued)

K. Accrued Liabilities and Long-Term Obligations

All payables, accrued liabilities and long-term obligations are reported in the government-wide financial statements.

In general, governmental fund payables and accrued liabilities that, once incurred, are paid in a timely manner and in full from current financial resources, are reported as obligations of the funds. However, compensated absences and early retirement incentives that will be paid from governmental funds are reported as a liability in the fund financial statements only to the extent that they are due for payment during the current year. Bonds and leases are recognized as a liability on the fund financial statements when due.

L. Fund Balance

Fund balance is divided into five classifications based primarily on the extent to which the District is bound to observe constraints imposed upon the use of the resources in the governmental funds. The classifications are as follows:

Nonspendable - The nonspendable fund balance classification includes amounts that cannot be spent because they are not in spendable form or legally required to be maintained intact. The “not in spendable form” criterion includes items that are not expected to be converted to cash. It also includes the long-term amount of loans receivable.

Restricted - Fund balance is reported as restricted when constraints are placed on the use of resources that are either externally imposed by creditors (such as through debt covenants), grantors, contributors, or laws or regulations of other governments, or imposed by law through constitutional provisions or enabling legislation.

Committed - The committed fund balance classification includes amounts that can be used only for the specific purposes imposed by a formal action (resolution) of the District Board of Education (the highest level of decision making authority). Those committed amounts cannot be used for any other purpose unless the District Board of Education removes or changes the specified use by taking the same type of action (resolution) it employed to previously commit those amounts. Committed fund balance also incorporates contractual obligations to the extent that existing resources in the fund have been specifically committed for use in satisfying those contractual requirements.

Assigned - Amounts in the assigned fund balance classification are intended to be used by the District for specific purposes but do not meet the criteria to be classified as restricted nor committed. In governmental funds other than the general fund, assigned fund balance represents the remaining amount that is not restricted or committed. In the general fund, assigned amounts represent intended uses established by policies of the District Board of Education, which includes giving the Treasurer the authority to constrain monies for intended purposes.

Unassigned - Unassigned fund balance is the residual classification for the general fund and includes all spendable amounts not contained in the other classifications. In other governmental funds, the unassigned classification is only used to report a deficit fund balance resulting from overspending for specific purposes for which amounts had been restricted, committed, or assigned.

**FRONTIER LOCAL SCHOOL DISTRICT
WASHINGTON COUNTY, OHIO**

NOTES TO THE BASIC FINANCIAL STATEMENTS
FOR THE FISCAL YEAR ENDED JUNE 30, 2017

NOTE 2 - SUMMARY OF SIGNIFICANT ACCOUNTING POLICIES - (Continued)

The District applies restricted resources first when expenditures are incurred for purposes for which restricted and unrestricted (committed, assigned, and unassigned) fund balance is available. Similarly, within unrestricted fund balance, committed amounts are reduced first followed by assigned, and then unassigned amounts when expenditures are incurred for purposes for which amounts in any of the unrestricted fund balance classifications could be used.

M. Net Position

Net position represents the difference between assets and deferred outflows of resources and liabilities and deferred inflows of resources. The net position component “net investment in capital assets,” consists of capital assets, net of accumulated depreciation, reduced by the outstanding balances of any borrowing used for the acquisition, construction or improvement of those assets. Deferred outflows of resources and deferred inflows of resources that are attributable to the acquisition, construction or improvement of those assets or related debt also should be included in this component of net position. Net position is reported as restricted when there are limitations imposed on its use either through the enabling legislation adopted by the District or through external restrictions imposed by creditors, grantors or laws or regulations of other governments.

The District applies restricted resources first when an expense is incurred for purposes for which both restricted and unrestricted net position is available.

N. Estimates

The preparation of the basic financial statements in conformity with GAAP requires management to make estimates and assumptions that affect the amounts reported in the basic financial statements and accompanying notes. Actual results may differ from those estimates.

O. Interfund Activity

Exchange transactions between funds are reported as revenues in the seller funds and as expenditures/expenses in the purchaser funds. Flows of cash or goods from one fund to another without a requirement for repayment are reported as interfund transfers. Interfund transfers are reported as other financing sources/uses in governmental funds. Repayments from funds responsible for particular expenditures/expenses to the funds that initially paid for them are not presented on the basic financial statements. During fiscal year 2017, there were no interfund transfers.

P. Bond Issuance Costs and Unamortized Bond Premiums and Discounts/Accounting Gain or Loss

Bond premiums and discounts are amortized over the term of the bonds using the straight-line method. Bond premiums are presented as an addition to the face amount of the bonds. Bond discounts are presented as a reduction to the face amount of the bonds.

For advance refunding resulting in the defeasance of debt, the difference between the reacquisition price and the net carrying amount of the old debt is deferred and amortized as a component of interest expense. This accounting gain or loss is amortized over the remaining life of the old debt or the life of the new debt, whichever is shorter, and is presented as a deferred outflow of resources.

**FRONTIER LOCAL SCHOOL DISTRICT
WASHINGTON COUNTY, OHIO**

NOTES TO THE BASIC FINANCIAL STATEMENTS
FOR THE FISCAL YEAR ENDED JUNE 30, 2017

NOTE 2 - SUMMARY OF SIGNIFICANT ACCOUNTING POLICIES - (Continued)

On the governmental fund financial statements, issuance costs, bond premiums, bond discounts, and deferred charges from refunding are recognized in the current period. The reconciliation between the bonds face value and the amount reported on the statement of net position is presented in Note 9.

Q. Pensions

For purposes of measuring the net pension liability, deferred outflows of resources and deferred inflows of resources related to pensions, and pension expense, information about the fiduciary net position of the pension plans and additions to/deductions from their fiduciary net position have been determined on the same basis as they are reported by the pension systems. For this purpose, benefit payments (including refunds of employee contributions) are recognized when due and payable in accordance with the benefit terms. The pension systems report investments at fair value.

R. Extraordinary and Special Items

Extraordinary items are transactions or events that are both unusual in nature and infrequent in occurrence. Special items are transactions or events that are within the control of the Board of Education and that are either unusual in nature or infrequent in occurrence. The District did not have any extraordinary items during fiscal year 2017. The District reported a special item for a refund made to the Ohio Facilities Construction Commission (OFCC) in the amount of \$517,894, which was requested as part of the District's construction project closeout process.

NOTE 3 - ACCOUNTABILITY AND COMPLIANCE

A. Change in Accounting Principles

For fiscal year 2017, the District has implemented GASB Statement No. 77, "*Tax Abatement Disclosures*", GASB Statement No. 78, "*Pensions Provided Through Certain Multiple-Employer Defined Benefit Pension Plans*", GASB Statement No. 80, "*Blending Requirements for Certain Component Units - An Amendment of GASB Statement No. 14*" and GASB Statement No. 82, "*Pension Issues - An Amendment of GASB Statements No. 67, No. 68 and No. 73*".

GASB Statement No. 77 requires governments that enter into tax abatement agreements to disclose certain information about the agreement. GASB Statement No. 77 also requires disclosures related to tax abatement agreements that have been entered into by other governments that reduce the reporting government's tax revenues. The implementation of GASB Statement No.77 had no effect on the financial statements of the District.

GASB Statement No. 78 establishes accounting and financial reporting standards for defined benefit pensions provided to the employees of state or local governmental employers through a cost-sharing multiple-employer defined benefit pension plan (cost-sharing pension plan) that meets the criteria in paragraph 4 of Statement 68 and that (a) is not a state or local governmental pension plan, (b) is used to provide defined benefit pensions both to employees of state or local governmental employers and to employees of employers that are not state or local governmental employers, and (c) has no predominant state or local governmental employer (either individually or collectively with other state or local governmental employers that provide pensions through the pension plan). The implementation of GASB Statement No. 78 did not have an effect on the financial statements of the District.

**FRONTIER LOCAL SCHOOL DISTRICT
WASHINGTON COUNTY, OHIO**

NOTES TO THE BASIC FINANCIAL STATEMENTS
FOR THE FISCAL YEAR ENDED JUNE 30, 2017

NOTE 3 - ACCOUNTABILITY AND COMPLIANCE - (Continued)

GASB Statement No. 80 improves the financial reporting by clarifying the financial statement presentation requirements for certain component units. This Statement applies to component units that are organized as not-for-profit corporations in which the primary government is the sole corporate member. The implementation of GASB Statement No. 80 did not have an effect on the financial statements of the District.

GASB Statement No. 82 addresses issues regarding (1) the presentation of payroll-related measures in required supplementary information, (2) the selection of assumptions and the treatment of deviations from the guidance in an Actuarial Standard of Practice for financial reporting purposes, and (3) the classification of payments made by employers to satisfy employee (plan member) contribution requirements. The implementation of GASB Statement No. 82 did not have an effect on the financial statements of the District.

B. Deficit Fund Balances

Fund balances at June 30, 2017 included the following individual fund deficits:

<u>Nonmajor funds</u>	<u>Deficit</u>
IDEA Part-B	\$ 6,376
Title I - disadvantaged children	6,386

The general fund is liable for any deficit in these funds and provides transfers when cash is required, not when accruals occur. The deficit fund balances resulted from adjustments for accrued liabilities.

NOTE 4 - DEPOSITS AND INVESTMENTS

State statutes classify monies held by the District into three categories.

Active deposits are public deposits necessary to meet current demands on the treasury. Such monies must be maintained either as cash in the District treasury, in commercial accounts payable or withdrawable on demand, including negotiable order of withdrawal (NOW) accounts, or in money market deposit accounts.

Inactive deposits are public deposits that the Board of Education has identified as not required for use within the current five year period of designation of depositories. Inactive deposits must either be evidenced by certificates of deposit maturing not later than the end of the current period of designation of depositories, or by savings or deposit accounts including, but not limited to, passbook accounts.

Interim deposits are deposits of interim monies. Interim monies are those monies which are not needed for immediate use, but which will be needed before the end of the current period of designation of depositories.

Interim deposits must be evidenced by time certificates of deposit maturing not more than one year from the date of deposit or by savings or deposit accounts including passbook accounts.

**FRONTIER LOCAL SCHOOL DISTRICT
WASHINGTON COUNTY, OHIO**

NOTES TO THE BASIC FINANCIAL STATEMENTS
FOR THE FISCAL YEAR ENDED JUNE 30, 2017

NOTE 4 - DEPOSITS AND INVESTMENTS - (Continued)

Interim monies may be deposited or invested in the following securities:

1. United States Treasury Notes, Bills, Bonds, or any other obligation or security issued by the United States Treasury or any other obligation guaranteed as to principal and interest by the United States;
2. Bonds, notes, debentures, or any other obligations or securities issued by any federal government agency or instrumentality, including, but not limited to, the Federal National Mortgage Association, Federal Home Loan Bank, Federal Farm Credit Bank, Federal Home Loan Mortgage Corporation, Government National Mortgage Association, and Student Loan Marketing Association. All federal agency securities shall be direct issuances of federal government agencies or instrumentalities;
3. Written repurchase agreements in the securities listed above provided that the market value of the securities subject to the repurchase agreement must exceed the principal value of the agreement by at least two percent and be marked to market daily, and that the term of the agreement must not exceed thirty days;
4. Bonds and other obligations of the State of Ohio;
5. No-load money market mutual funds consisting exclusively of obligations described in items (1) and (2) above and repurchase agreements secured by such obligations, provided that investments in securities described in this division are made only through eligible institutions;
6. The State Treasurer's investment pool (STAR Ohio);
7. Certain banker's acceptance and commercial paper notes for a period not to exceed one hundred eighty days from the purchase date in an amount not to exceed twenty-five percent of the interim monies available for investment at any one time; and,
8. Under limited circumstances, corporate debt interests rated in either of the two highest classifications by at least two nationally recognized rating agencies.

Protection of the District's deposits is provided by the Federal Deposit Insurance Corporation (FDIC), by eligible securities pledged by the financial institution as security for repayment, by surety company bonds deposited with the Treasurer by the financial institution or by a single collateral pool established by the financial institution to secure the repayment of all public monies deposited with the institution.

Investments in stripped principal or interest obligations, reverse repurchase agreements and derivatives are prohibited. The issuance of taxable notes for the purpose of arbitrage, the use of leverage and short selling are also prohibited. An investment must mature within five years from the date of purchase unless matched to a specific obligation or debt of the District, and must be purchased with the expectation that it will be held to maturity. Investments may only be made through specified dealers and institutions. Payment for investments may be made only upon delivery of the securities representing the investments to the Treasurer or, if the securities are not represented by a certificate, upon receipt of confirmation of transfer from the custodian.

**FRONTIER LOCAL SCHOOL DISTRICT
WASHINGTON COUNTY, OHIO**

NOTES TO THE BASIC FINANCIAL STATEMENTS
FOR THE FISCAL YEAR ENDED JUNE 30, 2017

NOTE 4 - DEPOSITS AND INVESTMENTS - (Continued)

A. Cash in Segregated Accounts

At fiscal year-end, \$22 was on deposit in the District’s athletic official’s clearance account and included in the total amount of deposits reported below; however, this amount is not part of the internal cash pool and is reported on the balance sheet and statement of net position as “cash in segregated accounts”.

B. Deposits with Financial Institutions

At June 30, 2017, the carrying amount of all District deposits was \$3,903,822. Based on the criteria described in GASB Statement No. 40, “Deposits and Investment Risk Disclosures”, as of June 30, 2017, \$3,852,227 of the District’s bank balance of \$4,102,227 was exposed to custodial risk as discussed below, while \$250,000 was covered by the FDIC.

Custodial credit risk is the risk that, in the event of bank failure, the District’s deposits may not be returned. All deposits are collateralized with eligible securities in amounts equal to at least 105% of the carrying value of the deposits. Such collateral, as permitted by the Ohio Revised Code, is held in single financial institution collateral pools at Federal Reserve Banks, or at member banks of the federal reserve system, in the name of the respective depository bank and pledged as a pool of collateral against all of the public deposits it holds or as specific collateral held at the Federal Reserve Bank in the name of the District. The District has no deposit policy for custodial credit risk beyond the requirements of State statute. Although the securities were held by the pledging institutions’ trust department and all statutory requirements for the deposit of money had been followed, noncompliance with federal requirements could potentially subject the District to a successful claim by the FDIC.

C. Investments

As of June 30, 2017, the District had the following investment and maturity:

<u>Investment type</u>	<u>Fair Value</u>	<u>Investment Maturity 6 months or less</u>
STAR Ohio	\$ <u>2,077</u>	\$ <u>2,077</u>

Interest Rate Risk: As a means of limiting its exposure to fair value losses arising from rising interest rates and according to State law, the District’s investment policy limits investment portfolio maturities to five years or less.

Credit Risk: Standard & Poor’s has assigned STAR Ohio an AAAM money market rating. The District’s investment policy does not specifically address credit risk beyond requiring the District to only invest in securities authorized by State statute.

**FRONTIER LOCAL SCHOOL DISTRICT
WASHINGTON COUNTY, OHIO**

NOTES TO THE BASIC FINANCIAL STATEMENTS
FOR THE FISCAL YEAR ENDED JUNE 30, 2017

NOTE 4 - DEPOSITS AND INVESTMENTS - (Continued)

Custodial Credit Risk: For an investment, custodial credit risk is the risk that, in the event of the failure of the counterparty, the District will not be able to recover the value of its investment or collateral securities that are in the possession of an outside party. The District's investment policy does not specifically address custodial credit risk beyond the adherence to all relevant sections of the Ohio Revised Code.

Concentration of Credit Risk: The District places no limit on the amount that may be invested in any one issuer. The following table includes the percentage of each investment type held by the District at June 30, 2017:

<u>Investment type</u>	<u>Fair Value</u>	<u>% of Total</u>
STAR Ohio	\$ 2,077	100.00

D. Reconciliation of Cash and Investments to the Statement of Net Position

The following is a reconciliation of cash and investments as reported in the note above to cash and investments as reported on the statement of net position as of June 30, 2017:

<u>Cash and investments per note</u>	
Carrying amount of deposits	\$ 3,903,822
Investments	2,077
Total	<u>\$ 3,905,899</u>
 <u>Cash and investments per statement of net position</u>	
Governmental activities	\$ 3,885,163
Agency fund	20,736
Total	<u>\$ 3,905,899</u>

NOTE 5 - INTERFUND TRANSACTIONS

- A.** Interfund balances at June 30, 2017, as reported on the fund financial statements, consist of the following loans receivable and payable:

<u>Receivable fund</u>	<u>Payable fund:</u>	<u>Amount</u>
General fund	Nonmajor governmental fund	<u>\$ 30,000</u>

Loans receivable/payable are long-term interfund loans, and are not expected to be repaid in the subsequent fiscal year. The primary purpose of the loan is to cover costs where revenues were not received by June 30. The loan will be repaid once the anticipated revenues are received. Loans receivable/payable between governmental funds are eliminated and are not reported on the government-wide statement of net position.

- B.** Interfund balances at June 30, 2017 as reported on the fund financial statements, consist of the following individual due to/due from other funds:

**FRONTIER LOCAL SCHOOL DISTRICT
WASHINGTON COUNTY, OHIO**

NOTES TO THE BASIC FINANCIAL STATEMENTS
FOR THE FISCAL YEAR ENDED JUNE 30, 2017

NOTE 5 - INTERFUND TRANSACTIONS - (Continued)

<u>Receivable fund</u>	<u>Payable funds</u>	<u>Amount</u>
General fund	Nonmajor governmental fund	<u>\$ 43,497</u>

The primary purpose of the interfund balances is to cover negative cash balances in specific funds when revenues were not received by June 30. Project cash for these grants was requested at fiscal year-end but monies had not been received due to timing issues. These interfund balances will be repaid once the anticipated revenues are received. All interfund balances are expected to be repaid within one year. Interfund balances between governmental funds are eliminated on the government-wide financial statements; therefore, no internal balances at June 30, 2017 are reported on the statement of net position.

NOTE 6 - PROPERTY TAXES

Property taxes are levied and assessed on a calendar year basis while the District fiscal year runs from July through June. First half tax collections are received by the District in the second half of the fiscal year. Second half tax distributions occur in the first half of the following fiscal year.

Property taxes include amounts levied against all real property and public utility property. Real property tax revenues received in calendar year 2017 represent the collection of calendar year 2016 taxes. Real property taxes received in calendar year 2017 were levied after April 1, 2016, on the assessed values as of January 1, 2016, the lien date. Assessed values for real property taxes are established by State statute at 35 percent of appraised market value. Real property taxes are payable annually or semiannually. If paid annually, payment is due December 31; if paid semiannually, the first payment is due December 31, with the remainder payable by June 20. Under certain circumstances, State statute permits alternate payment dates to be established. Public utility property tax revenues received in calendar year 2017 represent the collection of calendar year 2016 taxes. Public utility real and personal property taxes received in calendar year 2017 became a lien on December 31, 2015, were levied after April 1, 2016, and are collected with real property taxes. Public utility real property is assessed at 35 percent of true value; public utility tangible personal property is currently assessed at varying percentages of true value.

The District receives property taxes from Washington County. The County Auditor periodically advances to the District its portion of the taxes collected. Second-half real property tax payments collected by the County by June 30, 2017, are available to finance fiscal year 2017 operations. The amount available as an advance at June 30, 2017 was \$111,027 in the general fund, \$12,231 in the debt service fund (a nonmajor governmental fund) and \$1,564 in the classroom facilities maintenance special revenue fund (a nonmajor governmental fund). This amount is recorded as revenue. The amount available for advance at June 30, 2016 was \$19,149 in the general fund, \$13,92 in the debt service fund (a nonmajor governmental fund) and \$1,892 in the classroom facilities maintenance special revenue fund (a nonmajor governmental fund). The amount of second-half real property taxes available for advance at fiscal year-end can vary based on the date the tax bills are sent.

Accrued property taxes receivable includes real property, public utility property and delinquent tangible personal property taxes which are measurable as of June 30, 2017 and for which there is an enforceable legal claim. Although total property tax collections for the next fiscal year are measurable, only the amount of real property taxes available as an advance at June 30 was levied to finance current fiscal year operations and is reported as revenue at fiscal year-end. The portion of the receivable not levied to finance current fiscal year operations is offset by a credit to deferred inflows.

**FRONTIER LOCAL SCHOOL DISTRICT
WASHINGTON COUNTY, OHIO**

NOTES TO THE BASIC FINANCIAL STATEMENTS
FOR THE FISCAL YEAR ENDED JUNE 30, 2017

NOTE 6 - PROPERTY TAXES - (Continued)

On the accrual basis of accounting, collectible delinquent property taxes have been recorded as a receivable and revenue, while on a modified accrual basis of accounting the revenue has been reported as a deferred inflow.

The assessed values upon which the fiscal year 2017 taxes were collected are:

	2016 Second Half Collections		2017 First Half Collections	
	<u>Amount</u>	<u>Percent</u>	<u>Amount</u>	<u>Percent</u>
Agricultural/residential and other real estate	\$ 64,840,540	90.17	\$ 71,018,000	91.14
Public utility personal	<u>7,067,560</u>	<u>9.83</u>	<u>6,906,450</u>	<u>8.86</u>
Total	<u>\$ 71,908,100</u>	<u>100.00</u>	<u>\$ 77,924,450</u>	<u>100.00</u>
Tax rate per \$1,000 of assessed valuation	\$34.18		\$32.80	

NOTE 7 - RECEIVABLES

Receivables at June 30, 2017 consisted of taxes and intergovernmental grants and entitlements. All receivables are considered collectible in full due to the ability to foreclose for the nonpayment of taxes, the stable condition of State programs and the current year guarantee of federal funds.

A summary of the principal items of intergovernmental receivables reported on the statement of net position follows:

<u>Governmental activities</u>	
Medicaid school program reimbursement	\$ 41,060
BWC Rebate	16,369
SFPR JV01 adjustment	8,009
SFPR JV02 adjustment	1,260
IDEA Part-B	21,039
Title I	49,514
Improving teacher quality	<u>5,253</u>
Total	<u>\$ 142,504</u>

Receivables have been disaggregated on the face of the basic financial statements. All receivables are expected to be collected in the subsequent year.

**FRONTIER LOCAL SCHOOL DISTRICT
WASHINGTON COUNTY, OHIO**

NOTES TO THE BASIC FINANCIAL STATEMENTS
FOR THE FISCAL YEAR ENDED JUNE 30, 2017

NOTE 8 - CAPITAL ASSETS

Capital asset activity for the fiscal year ended June 30, 2017, was as follows:

	<u>Balance</u> <u>06/30/16</u>	<u>Additions</u>	<u>Deductions</u>	<u>Balance</u> <u>06/30/17</u>
Governmental activities:				
<i>Capital assets, not being depreciated:</i>				
Land	\$ 169,230	\$ -	\$ -	\$ 169,230
Total capital assets, not being depreciated	<u>169,230</u>	<u>-</u>	<u>-</u>	<u>169,230</u>
<i>Capital assets, being depreciated:</i>				
Land improvements	1,174,091	-	-	1,174,091
Buildings and improvements	25,235,954	-	-	25,235,954
Furniture and equipment	723,635	-	-	723,635
Vehicles	<u>1,657,247</u>	<u>91,146</u>	<u>(202,344)</u>	<u>1,546,049</u>
Total capital assets, being depreciated	<u>28,790,927</u>	<u>91,146</u>	<u>(202,344)</u>	<u>28,679,729</u>
<i>Less: accumulated depreciation</i>				
Land improvements	(703,828)	(47,806)	-	(751,634)
Buildings and improvements	(11,655,439)	(783,579)	-	(12,439,018)
Furniture and equipment	(612,257)	(19,295)	-	(631,552)
Vehicles	<u>(1,288,615)</u>	<u>(114,117)</u>	<u>202,344</u>	<u>(1,200,388)</u>
Total accumulated depreciation	<u>(14,260,139)</u>	<u>(964,797)</u>	<u>202,344</u>	<u>(15,022,592)</u>
Governmental activities capital assets, net	<u>\$ 14,700,018</u>	<u>\$ (873,651)</u>	<u>\$ -</u>	<u>\$ 13,826,367</u>

Depreciation expense was charged to governmental functions as follows:

Instruction:	
Regular	\$ 801,541
Support Services:	
Operations and maintenance	1,304
Pupil transportation	127,760
Food service operations	24,831
Extracurricular activities	<u>9,361</u>
Total depreciation expense	<u>\$ 964,797</u>

**FRONTIER LOCAL SCHOOL DISTRICT
WASHINGTON COUNTY, OHIO**

NOTES TO THE BASIC FINANCIAL STATEMENTS
FOR THE FISCAL YEAR ENDED JUNE 30, 2017

NOTE 9 - LONG-TERM OBLIGATIONS

During the fiscal year 2017, the following activity occurred in governmental activities long-term obligations.

<u>Governmental activities:</u>	Balance <u>06/30/16</u>	<u>Increases</u>	<u>Decreases</u>	Balance <u>06/30/17</u>	Amount Due Within <u>One Year</u>
<u>General obligation bonds</u>					
Current interest bonds-series 2000	\$ 550,000	\$ -	\$ (125,000)	\$ 425,000	\$ 135,000
Current interest refunding serial bonds-series 2010	175,000	-	-	175,000	-
Current interest refunding term bonds-series 2010	210,000	-	(10,000)	200,000	10,000
Capital appreciation refunding bonds-series 2010	60,000	-	-	60,000	-
Accreted interest-series 2010	<u>41,538</u>	<u>9,974</u>	<u>-</u>	<u>51,512</u>	<u>-</u>
Total general obligation bonds	<u>1,036,538</u>	<u>9,974</u>	<u>(135,000)</u>	<u>911,512</u>	<u>145,000</u>
Lease purchase agreements	-	1,660,000	-	1,660,000	70,000
Pollution remediation obligation	338,249	29,420	(11,528)	356,141	-
Net pension liability	9,260,624	1,955,260	-	11,215,884	-
Compensated absences	<u>605,040</u>	<u>(2,346)</u>	<u>(12,834)</u>	<u>589,860</u>	<u>38,852</u>
Total long-term obligations	<u>\$ 11,240,451</u>	<u>\$ 3,652,308</u>	<u>\$ (159,362)</u>	<u>\$ 14,733,397</u>	<u>\$ 253,852</u>
Add: Unamortized premium on bonds - 2010				<u>20,239</u>	
Total reported on statement of net position				<u>\$ 14,753,636</u>	

Net pension liability - See Note 13 for details.

Compensated absences - Compensated absences will be paid from the fund from which the employee is paid, primarily from the general fund.

Classroom facilities general obligation bonds series 2000 - On June 1, 2000, the District issued \$2,049,000 in voted general obligation bonds for the construction of two new elementary schools and improvements to its high school facilities. The bonds were issued for a 23-year period with final maturity on December 1, 2022. The bonds will be retired from the debt service fund.

During fiscal year 2011, \$500,000 of the Series 2000 classroom facilities general obligation bonds was refunded. The remaining balance at the time of refunding was \$1,045,000 with a final maturity of December 1, 2019.

**FRONTIER LOCAL SCHOOL DISTRICT
WASHINGTON COUNTY, OHIO**

NOTES TO THE BASIC FINANCIAL STATEMENTS
FOR THE FISCAL YEAR ENDED JUNE 30, 2017

NOTE 9 - LONG-TERM OBLIGATIONS - (Continued)

Principal and interest requirements to retire the series 2000 general obligation bonds outstanding at June 30, 2017, are as follows:

Fiscal Year <u>Ending June 30,</u>	<u>Principal</u>	<u>Interest</u>	<u>Total</u>
2018	\$ 135,000	\$ 23,238	\$ 158,238
2019	140,000	14,300	154,300
2020	<u>150,000</u>	<u>4,875</u>	<u>154,875</u>
Total	<u>\$ 425,000</u>	<u>\$ 42,413</u>	<u>\$ 467,413</u>

Classroom facilities general obligation refunding bonds - series 2010 - On October 21, 2010, the District issued general obligation bonds (Series 2010 Refunding Bonds) to advance refund a portion of the callable portion of the Series 2000 school improvement general obligation bonds. This refunded debt is considered defeased (in-substance) and accordingly, has been removed from the statement of net position. The remaining balance of the series 2000 general obligation bonds at June 30, 2017, is \$425,000.

The refunding issue is comprised of both serial and term current interest bonds, par value \$175,000 and \$265,000 respectively, and capital appreciation bonds par value \$60,000. The interest rates on the serial and term current interest bonds are 3.40% and 3.10%, respectively. The bonds will be retired through the debt service fund (a nonmajor governmental fund). The capital appreciation bonds mature on December 1, 2021 (effective interest rate 9.59622%) at a redemption price equal to 100% of the principal, plus accrued interest to the redemption date. The accreted value at maturity for the capital appreciation bonds maturing each December 1, 2021 is \$170,000. Total accreted interest of \$51,512 has been included in the statement of net position at June 30, 2017.

Interest payments on the serial and term current interest bonds are due on June 1 and December 1 of each year. The final maturity stated in the issue is December 1, 2020 and December 1, 2022, respectively.

The term current interest bonds are subject to mandatory sinking fund redemption. The mandatory sinking fund redemption occurred on December 1, 2010, and is to occur on each December 1 thereafter at 100% of the principal amount thereof plus accrued interest to the date of redemption according to the following schedule:

<u>Year (December 1)</u>	<u>Principal Amount to be Redeemed</u>
2017	\$ 10,000
2018	10,000
2019	10,000

Unless otherwise called for redemption, the remaining \$170,000 principal amount of the bonds due December 1, 2020 is to be paid at stated maturity.

These bonds were issued with a premium of \$45,146 which is being amortized for the life of the bonds. At June 30, 2017, the remaining premium was \$20,239.

**FRONTIER LOCAL SCHOOL DISTRICT
WASHINGTON COUNTY, OHIO**

NOTES TO THE BASIC FINANCIAL STATEMENTS
FOR THE FISCAL YEAR ENDED JUNE 30, 2017

NOTE 9 - LONG-TERM OBLIGATIONS - (Continued)

The reacquisition price exceeded the net carrying amount of the old debt by \$19,930. This amount is being netted against the new debt and amortized over the remaining life of the refunded debt, which is equal to the life of the new debt issued. At June 30, 2017, there was a balance of \$8,936.

Principal and interest requirements to retire the series 2010 general obligation refunding bonds and capital appreciation bonds outstanding at June 30, 2017, are as follows:

Fiscal Year Ending June 30.	Current Interest Bonds - Refunding 2010			Capital Appreciation Bonds - Refunding 2010		
	Principal	Interest	Total	Principal	Interest	Total
2018	\$ 10,000	\$ 11,995	\$ 21,995	\$ -	\$ -	\$ -
2019	10,000	11,685	21,685	-	-	-
2020	10,000	11,375	21,375	-	-	-
2021	170,000	8,585	178,585	-	-	-
2022	-	5,950	5,950	-	-	-
2023	175,000	2,975	177,975	60,000	110,000	170,000
Total	<u>\$ 375,000</u>	<u>\$ 52,565</u>	<u>\$ 427,565</u>	<u>\$ 60,000</u>	<u>\$ 110,000</u>	<u>\$ 170,000</u>

Lease Purchase Agreements - On November 22, 2016, the District entered into a lease purchase agreement in the amount of \$855,000 with Capital One Public Funding, LLC. to finance the acquisition, construction, equipping and furnishing of energy conservation measures. The lease payments are due on June 1 and December 1 of each year. The interest rate on the lease purchase agreement is 2.70%. The final lease payment stated in the issue is December 1, 2031. The lease payments will be paid from the general fund. At June 30, 2017, \$855,000 in principal was outstanding on the lease purchase agreement.

On April 25, 2017, the District entered into a lease purchase agreement in the amount of \$805,000 with Capital One Public Funding, LLC. to finance the acquisition, construction, equipping and furnishing of energy conservation measures. The lease payments are due on June 1 and December 1 of each year. The interest rate on the lease purchase agreement is 3.21%. The final lease payment stated in the issue is December 1, 2031. The lease payments will be paid from the general fund. At June 30, 2017, \$805,000 in principal was outstanding on the lease purchase agreement.

In conjunction with the lease purchase agreements, the District has entered into a site lease agreement to lease the project site (to include the Frontier High/Middle School) to Capital One Public Funding, LLC, in accordance with provisions of Ohio Revised Code Section 3313.375. Capital One Public Funding, LLC has leased the project site back to the District under the terms of the lease purchase agreements in order to facilitate the acquisition, construction, equipping and furnishing of energy conservation measures. The term of the site lease commenced November 22, 2016 and will terminate on June 30, 2037.

The energy conservation measure improvement expenditures have not been capitalized at June 30, 2017.

**FRONTIER LOCAL SCHOOL DISTRICT
WASHINGTON COUNTY, OHIO**

NOTES TO THE BASIC FINANCIAL STATEMENTS
FOR THE FISCAL YEAR ENDED JUNE 30, 2017

NOTE 9 - LONG-TERM OBLIGATIONS - (Continued)

Principal and interest requirements to retire the lease purchase agreements outstanding at June 30, 2017, are as follows:

Fiscal Year Ending June 30,	Lease Purchase Agreements		
	Principal	Interest	Total
2018	\$ 70,000	\$ 50,501	\$ 120,501
2019	95,000	45,511	140,511
2020	95,000	42,716	137,716
2021	100,000	39,842	139,842
2022	100,000	36,887	136,887
2023-2027	555,000	137,348	692,348
2028-2032	645,000	48,960	693,960
Total	<u>\$ 1,660,000</u>	<u>\$ 401,765</u>	<u>\$ 2,061,765</u>

Pollution remediation obligation - The pollution remediation obligation is for polluted land at Lawrence Elementary due to underground storage tanks.

The Bureau of Underground Storage Tank Regulations, through testing procedures determined that the land in question is currently above delineation levels. The District is continuing cleanup measures to reach levels below the delineation levels.

Legal debt margin - The Ohio Revised Code provides that voted net general obligation debt of the District shall never exceed 9% of the total assessed valuation of the District. The code further provides that unvoted indebtedness shall not exceed 1/10 of 1% of the property valuation of the District. The code additionally states that unvoted indebtedness related to energy conservation debt shall not exceed 9/10 of 1% of the property valuation of the District. The assessed valuation used in determining the District's legal debt margin has been modified by House Bill 530 which became effective March 30, 2006. In accordance with House Bill 530, the assessed valuation used in the District's legal debt margin calculation excluded tangible personal property used in business, telephone or telegraph property, interexchange telecommunications company property, and personal property owned or leased by a railroad company and used in railroad operations. The effects of these debt limitations at June 30, 2017, are a voted debt margin of \$6,445,282 (including available funds of \$297,081) and an unvoted debt margin of \$77,924.

NOTE 10 - RETIREMENT INCENTIVE PLAN

Effective in fiscal year 2009, the District has implemented a retirement incentive plan for certified employees. Certified employees who have been employed by the District for at least 10 years and who are eligible to retire under the State Teachers Retirement System of Ohio (STRS Ohio) either by attaining 30 years of service or by reaching 60 years of age and elects to retire, shall receive all accumulated but unpaid sick leave up to 150 days. Certified employees who wish to participate in this option must notify the District of their intent in writing by March 31st in the year of eligibility, with 30 days notice of retiring or of working through the end of the school year. This incentive benefit option is in lieu of, not in addition to, the severance pay. There was no early retirement incentive liability at June 30, 2017.

**FRONTIER LOCAL SCHOOL DISTRICT
WASHINGTON COUNTY, OHIO**

**NOTES TO THE BASIC FINANCIAL STATEMENTS
FOR THE FISCAL YEAR ENDED JUNE 30, 2017**

NOTE 11 - COMPENSATED ABSENCES

The criteria for determining vacation and sick leave components are derived from negotiated agreements and State laws. The District accounts for compensated absence liability in accordance with GASB 16. The District has determined the vesting method of calculation to be the most appropriate method to compute the estimate.

Severance Pay - Based upon District negotiated agreements an employee, upon retirement from active service, is eligible to receive a portion of their sick leave. Certified employees with 5 to 9 years of experience with the District shall be granted a lump sum payment equal to 30 percent of their accumulated but unused sick leave plus unused personal leave days, with a maximum pay out of 45 days. Certified employees with at least 10 years with the District shall be granted a lump sum payment equal to 30 percent of their accumulated but unused sick leave plus unused personal leave days, with a maximum pay out of 75 days. Classified employees with between 5 and 15 years of experience with the District shall be granted a lump sum payment equal to 35 percent of their accumulated but unused sick leave. Classified employees with 16 or more years of experience with the District shall be granted a lump sum payment equal to 45 percent of their accumulated but unused sick leave up to 200 days, 75% for days 201-250 and 50% for days 251-275.

NOTE 12 - RISK MANAGEMENT

A. Property and Liability

The District is exposed to various risks of loss related to torts; theft of, damage to, and destruction of assets; errors and omissions; injuries to employees; and natural disasters. The District has contracts with Barengo Insurance Agency. The policy includes blanket property coverage of \$46,678,913 and no deductible for property insurance.

Educator's legal liability and general liability is protected by SORSA (Schools of Ohio Risk Sharing Authority) with a \$15,000,000 single occurrence limit, a \$17,000,000 annual aggregate limit, and no deductible. Vehicles are covered by SORSA and hold no deductible for comprehensive and a no deductible for collision. Automobile liability has a \$15,000,000 combined single limit of liability.

Settled claims have not exceeded this commercial coverage in any of the past three fiscal years. There have been no significant reductions in insurance coverage from last fiscal year.

B. Workers Compensation

For fiscal year 2017, the District participated in a Workers' Compensation Group Rating Program (GRP), insurance purchasing pool. The intent of the GRP is to achieve the benefit of a reduced premium for the District by virtue of its grouping and representation with other participants in the GRP. The workers' compensation experience of the participating school districts is tiered into groups based upon past workers' compensation experience. Within each tiered group, a common premium rate is applied to all school districts within that group. Each participant pays its workers' compensation premium to the state based on the rate for the GRP rather than its individual rate. Total savings are then calculated and each participant's individual performance is compared to the overall savings percentage of their tiered group. Participation in the GRP is limited to school districts that can meet the GRP's selection criteria. The firm of Sheakley UniService, Inc. provides administrative, cost control and actuarial services to the GRP.

**FRONTIER LOCAL SCHOOL DISTRICT
WASHINGTON COUNTY, OHIO**

NOTES TO THE BASIC FINANCIAL STATEMENTS
FOR THE FISCAL YEAR ENDED JUNE 30, 2017

NOTE 12 - RISK MANAGEMENT - (Continued)

C. Medical, Prescription, Life, Vision and Dental

The District contracts with CoreSource, Inc. for dental and life insurance and Vision Service Plan for vision insurance.

The District is a member of the Portage Area School Consortium (the “Consortium”), a shared risk pool (See Note 2.A), through which a cooperative Health Benefit Program was created for the benefit of its members. The Health Benefit Program (the “Program”) is an employee health benefit plan which covers the participating members’ employees. The Consortium acts as a fiscal agent for the cash funds paid into the program by the participating school districts. These funds are pooled together for the purposes of paying health benefit claims of employees and their covered dependents, administrative expenses of the program and premiums for stop-loss insurance coverage. A reserve exists which is to cover any unpaid claims if the District were to withdraw from the pool. If the reserve would not cover such claims, the District would be liable for any costs above the reserve.

Post employment health care is provided to plan participants or their beneficiaries through the respective retirement systems discussed in Note 14. As such, no funding provisions are required by the District.

NOTE 13 - DEFINED BENEFIT PENSION PLANS

Net Pension Liability

The net pension liability reported on the statement of net position represents a liability to employees for pensions. Pensions are a component of exchange transactions—between an employer and its employees—of salaries and benefits for employee services. Pensions are provided to an employee—on a deferred-payment basis—as part of the total compensation package offered by an employer for employee services each financial period. The obligation to sacrifice resources for pensions is a present obligation because it was created as a result of employment exchanges that already have occurred.

The net pension liability represents the District’s proportionate share of each pension plan’s collective actuarial present value of projected benefit payments attributable to past periods of service, net of each pension plan’s fiduciary net position. The net pension liability calculation is dependent on critical long-term variables, including estimated average life expectancies, earnings on investments, cost of living adjustments and others. While these estimates use the best information available, unknowable future events require adjusting this estimate annually.

The Ohio Revised Code limits the District’s obligation for this liability to annually required payments. The District cannot control benefit terms or the manner in which pensions are financed; however, the District does receive the benefit of employees’ services in exchange for compensation including pension.

GASB 68 assumes the liability is solely the obligation of the employer, because (1) they benefit from employee services; and (2) State statute requires all funding to come from these employers. All contributions to date have come solely from these employers (which also includes costs paid in the form of withholdings from employees). State statute requires the pension plans to amortize unfunded liabilities within 30 years. If the amortization period exceeds 30 years, each pension plan’s board must propose corrective action to the State legislature. Any resulting legislative change to benefits or funding could significantly affect the net pension liability. Resulting adjustments to the net pension liability would be effective when the changes are legally enforceable.

**FRONTIER LOCAL SCHOOL DISTRICT
WASHINGTON COUNTY, OHIO**

NOTES TO THE BASIC FINANCIAL STATEMENTS
FOR THE FISCAL YEAR ENDED JUNE 30, 2017

NOTE 13 - DEFINED BENEFIT PENSION PLANS - (Continued)

The proportionate share of each plan’s unfunded benefits is presented as a long-term *net pension liability* on the accrual basis of accounting. Any liability for the contractually-required pension contribution outstanding at the end of the year is included in *pension and postemployment benefits payable* on both the accrual and modified accrual bases of accounting.

Plan Description - School Employees Retirement System (SERS)

Plan Description –District non-teaching employees participate in SERS, a cost-sharing multiple-employer defined benefit pension plan administered by SERS. SERS provides retirement, disability and survivor benefits, annual cost-of-living adjustments, and death benefits to plan members and beneficiaries. Authority to establish and amend benefits is provided by Ohio Revised Code Chapter 3309. SERS issues a publicly available, stand-alone financial report that includes financial statements, required supplementary information and detailed information about SERS’ fiduciary net position. That report can be obtained by visiting the SERS website at www.ohsers.org under Employers/Audit Resources.

Age and service requirements for retirement are as follows:

	Eligible to Retire on or before August 1, 2017 *	Eligible to Retire after August 1, 2017
Full Benefits	Any age with 30 years of service credit	Age 67 with 10 years of service credit; or Age 57 with 30 years of service credit
Actuarially Reduced Benefits	Age 60 with 5 years of service credit Age 55 with 25 years of service credit	Age 62 with 10 years of service credit; or Age 60 with 25 years of service credit

* Members with 25 years of service credit as of August 1, 2017, will be included in this plan.

Annual retirement benefits are calculated based on final average salary multiplied by a percentage that varies based on year of service; 2.2 percent for the first thirty years of service and 2.5 percent for years of service credit over 30. Final average salary is the average of the highest three years of salary.

One year after an effective benefit date, a benefit recipient is entitled to a three percent cost-of-living adjustment (COLA). This same COLA is added each year to the base benefit amount on the anniversary date of the benefit.

Funding Policy – Plan members are required to contribute 10 percent of their annual covered salary and the District is required to contribute 14 percent of annual covered payroll. The contribution requirements of plan members and employers are established and may be amended by the SERS’ Retirement Board up to statutory maximum amounts of 10 percent for plan members and 14 percent for employers. The Retirement Board, acting with the advice of the actuary, allocates the employer contribution rate among four of the System’s funds (Pension Trust Fund, Death Benefit Fund, Medicare B Fund, and Health Care Fund). For the fiscal year ended June 30, 2016, the entire 14 percent was allocated to pension, death benefits, and Medicare B and no portion of the employer contribution rate was allocated to the Health Care Fund.

The District’s contractually required contribution to SERS was \$164,473 for fiscal year 2017. Of this amount, \$25,625 is reported as pension and postemployment benefits payable.

**FRONTIER LOCAL SCHOOL DISTRICT
WASHINGTON COUNTY, OHIO**

NOTES TO THE BASIC FINANCIAL STATEMENTS
FOR THE FISCAL YEAR ENDED JUNE 30, 2017

NOTE 13 - DEFINED BENEFIT PENSION PLANS - (Continued)

Plan Description - State Teachers Retirement System (STRS)

Plan Description –District licensed teachers and other faculty members participate in STRS Ohio, a cost-sharing multiple-employer public employee retirement system administered by STRS. STRS provides retirement and disability benefits to members and death and survivor benefits to beneficiaries. STRS issues a stand-alone financial report that includes financial statements, required supplementary information and detailed information about STRS' fiduciary net position. That report can be obtained by writing to STRS, 275 E. Broad St., Columbus, OH 43215-3771, by calling (888) 227-7877, or by visiting the STRS Web site at www.strsoh.org.

New members have a choice of three retirement plans; a Defined Benefit (DB) Plan, a Defined Contribution (DC) Plan and a Combined Plan. Benefits are established by Ohio Revised Code Chapter 3307. The DB plan offers an annual retirement allowance based on final average salary multiplied by a percentage that varies based on years of service. Effective August 1, 2015, the calculation will be 2.2 percent of final average salary for the five highest years of earnings multiplied by all years of service. With certain exceptions, the basic benefit is increased each year by two percent of the original base benefit. For members retiring August 1, 2013, or later, the first two percent is paid on the fifth anniversary of the retirement benefit. Members are eligible to retire at age 60 with five years of qualifying service credit, or age 55 with 25 years of service, or 30 years of service regardless of age. Age and service requirements for retirement will increase effective August 1, 2015, and will continue to increase periodically until they reach age 60 with 35 years of service or age 65 with five years of service on August 1, 2026.

The DC Plan allows members to place all their member contributions and 9.5 percent of the 14 percent employer contributions into an investment account. Investment allocation decisions are determined by the member. The remaining 4.5 percent of the 14 percent employer rate is allocated to the defined benefit unfunded liability. A member is eligible to receive a retirement benefit at age 50 and termination of employment. The member may elect to receive a lifetime monthly annuity or a lump sum withdrawal.

The Combined Plan offers features of both the DB Plan and the DC Plan. In the Combined Plan, member contributions are allocated among investment choices by the member, and employer contributions are used to fund the defined benefit payment at a reduced level from the regular DB Plan. The defined benefit portion of the Combined Plan payment is payable to a member on or after age 60 with five years of services. The defined contribution portion of the account may be taken as a lump sum payment or converted to a lifetime monthly annuity at age 50.

New members who choose the DC plan or Combined Plan will have another opportunity to reselect a permanent plan during their fifth year of membership. Members may remain in the same plan or transfer to another STRS plan. The optional annuitization of a member's defined contribution account or the defined contribution portion of a member's Combined Plan account to a lifetime benefit results in STRS bearing the risk of investment gain or loss on the account. STRS has therefore included all three plan options as one defined benefit plan for GASB 68 reporting purposes.

A DB or Combined Plan member with five or more years of credited service who is determined to be disabled may qualify for a disability benefit. Eligible survivors of members who die before service retirement may qualify for monthly benefits. New members on or after July 1, 2013, must have at least ten years of qualifying service credit that apply for disability benefits. Members in the DC Plan who become disabled are entitled only to their account balance. If a member of the DC Plan dies before retirement benefits begin, the member's designated beneficiary is entitled to receive the member's account balance.

**FRONTIER LOCAL SCHOOL DISTRICT
WASHINGTON COUNTY, OHIO**

NOTES TO THE BASIC FINANCIAL STATEMENTS
FOR THE FISCAL YEAR ENDED JUNE 30, 2017

NOTE 13 - DEFINED BENEFIT PENSION PLANS - (Continued)

Funding Policy – Employer and member contribution rates are established by the State Teachers Retirement Board and limited by Chapter 3307 of the Ohio Revised Code. For the fiscal year ended June 30, 2017, plan members were required to contribute 14 percent of their annual covered salary. The District was required to contribute 14 percent; the entire 14 percent was the portion used to fund pension obligations. The fiscal year 2017 contribution rates were equal to the statutory maximum rates.

The District’s contractually required contribution to STRS was \$436,220 for fiscal year 2017. Of this amount, \$71,976 is reported as pension and postemployment benefits payable.

Pension Liabilities, Pension Expense, and Deferred Outflows of Resources and Deferred Inflows of Resources Related to Pensions

The net pension liability was measured as of June 30, 2016, and the total pension liability used to calculate the net pension liability was determined by an actuarial valuation as of that date. The District's proportion of the net pension liability was based on the District's share of contributions to the pension plan relative to the contributions of all participating entities. Following is information related to the proportionate share and pension expense:

	SERS	STRS	Total
Proportion of the net pension liability prior measurement date	0.03282820%	0.02673009%	
Proportion of the net pension liability current measurement date	0.03255520%	0.02638885%	
Change in proportionate share	-0.00027300%	-0.00034124%	
Proportionate share of the net pension liability	\$ 2,382,740	\$ 8,833,144	\$ 11,215,884
Pension expense	\$ 189,195	\$ 528,379	\$ 717,574

**FRONTIER LOCAL SCHOOL DISTRICT
WASHINGTON COUNTY, OHIO**

NOTES TO THE BASIC FINANCIAL STATEMENTS
FOR THE FISCAL YEAR ENDED JUNE 30, 2017

NOTE 13 - DEFINED BENEFIT PENSION PLANS - (Continued)

At June 30, 2017, the District reported deferred outflows of resources and deferred inflows of resources related to pensions from the following sources:

	<u>SERS</u>	<u>STRS</u>	<u>Total</u>
Deferred outflows of resources			
Differences between expected and actual experience	\$ 32,137	\$ 356,903	\$ 389,040
Net difference between projected and actual earnings on pension plan investments	196,543	733,387	929,930
Changes of assumptions	159,061	-	159,061
District contributions subsequent to the measurement date	<u>164,473</u>	<u>436,220</u>	<u>600,693</u>
Total deferred outflows of resources	<u>\$ 552,214</u>	<u>\$ 1,526,510</u>	<u>\$ 2,078,724</u>
Deferred inflows of resources			
Difference between District contributions and proportionate share of contributions/change in proportionate share	<u>\$ 87,439</u>	<u>\$ 263,681</u>	<u>\$ 351,120</u>
Total deferred inflows of resources	<u>\$ 87,439</u>	<u>\$ 263,681</u>	<u>\$ 351,120</u>

\$600,693 reported as deferred outflows of resources related to pension resulting from District contributions subsequent to the measurement date will be recognized as a reduction of the net pension liability in the year ending June 30, 2018. Other amounts reported as deferred outflows of resources and deferred inflows of resources related to pension will be recognized in pension expense as follows:

	<u>SERS</u>	<u>STRS</u>	<u>Total</u>
Fiscal Year Ending June 30:			
2018	\$ 56,756	\$ 91,157	\$ 147,913
2019	56,617	91,157	147,774
2020	130,432	372,577	503,009
2021	<u>56,496</u>	<u>271,717</u>	<u>328,213</u>
Total	<u>\$ 300,301</u>	<u>\$ 826,608</u>	<u>\$ 1,126,910</u>

**FRONTIER LOCAL SCHOOL DISTRICT
WASHINGTON COUNTY, OHIO**

NOTES TO THE BASIC FINANCIAL STATEMENTS
FOR THE FISCAL YEAR ENDED JUNE 30, 2017

NOTE 13 - DEFINED BENEFIT PENSION PLANS - (Continued)

Actuarial Assumptions - SERS

SERS' total pension liability was determined by their actuaries in accordance with GASB Statement No. 67, as part of their annual actuarial valuation for each defined benefit retirement plan. Actuarial valuations of an ongoing plan involve estimates of the value of reported amounts (e.g., salaries, credited service) and assumptions about the probability of occurrence of events far into the future (e.g., mortality, disabilities, retirements, employment termination). Actuarially determined amounts are subject to continual review and potential modifications, as actual results are compared with past expectations and new estimates are made about the future.

Projections of benefits for financial reporting purposes are based on the substantive plan (the plan as understood by the employers and plan members) and include the types of benefits provided at the time of each valuation and the historical pattern of sharing benefit costs between the employers and plan members to that point. The projection of benefits for financial reporting purposes does not explicitly incorporate the potential effects of legal or contractual funding limitations.

Actuarial calculations reflect a long-term perspective. For a newly hired employee, actuarial calculations will take into account the employee's entire career with the employer and also take into consideration the benefits, if any, paid to the employee after termination of employment until the death of the employee and any applicable contingent annuitant. In many cases actuarial calculations reflect several decades of service with the employer and the payment of benefits after termination.

Key methods and assumptions used in calculating the total pension liability in the latest actuarial valuation, prepared as of June 30, 2016, are presented below:

Wage Inflation	3.00 percent
Future Salary Increases, including inflation	3.50 percent to 18.20 percent
COLA or Ad Hoc COLA	3 percent
Investment Rate of Return	7.50 percent net of investments expense, including inflation
Actuarial Cost Method	Entry Age Normal (level percent of payroll)

For post-retirement mortality, the table used in evaluating allowances to be paid is the RP-2014 Blue Collar Mortality Table with fully generational projection and Scale BB, with 120% of male rates and 110% of female rates used. The RP-2000 Disabled Mortality Table with 90% for male rates and 100% for female rates set back five years is used for the period after disability retirement. Special mortality tables are used for the period after disability retirement.

The actuarial assumptions used in the June 30, 2016 valuation were based on the results of an experience study that was completed June 30, 2015. As a result of the actuarial experience study, the following changes of assumptions affected the total pension liability since the prior measurement date: (a) the assumed rate of inflation was reduced from 3.25% to 3.00%, (b) payroll growth assumption was reduced from 4.00% to 3.50%, (c) assumed real wage growth was reduced from 0.75% to 0.50%, (d) Rates of withdrawal, retirement and disability were updated to reflect recent experience, (e) mortality among active members was updated to RP-2014 Blue Collar Mortality Table with fully generational projection and a five year age set-back for both males and females, (f) mortality among service retired members, and beneficiaries was updated to the following RP-2014 Blue Collar Mortality Table with fully generational projection with Scale BB, 120% of male rates, and 110% of female rates and (g) mortality among disable member was updated to RP-2000 Disabled Mortality Table, 90% for male rates and 100% for female rates, set back five years is used for the period after disability retirement.

**FRONTIER LOCAL SCHOOL DISTRICT
WASHINGTON COUNTY, OHIO**

NOTES TO THE BASIC FINANCIAL STATEMENTS
FOR THE FISCAL YEAR ENDED JUNE 30, 2017

NOTE 13 - DEFINED BENEFIT PENSION PLANS - (Continued)

The long-term return expectation for the Pension Plan Investments has been determined using a building-block approach and assumes a time horizon, as defined in SERS' *Statement of Investment Policy*. A forecasted rate of inflation serves as the baseline for the return expectation. Various real return premiums over the baseline inflation rate have been established for each asset class. The long-term expected nominal rate of return has been determined by calculating a weighted averaged of the expected real return premiums for each asset class, adding the projected inflation rate, and adding the expected return from rebalancing uncorrelated asset classes.

The target allocation and best estimates of arithmetic real rates of return for each major assets class are summarized in the following table:

<u>Asset Class</u>	<u>Target Allocation</u>	<u>Long-Term Expected Real Rate of Return</u>
Cash	1.00 %	0.50 %
US Equity	22.50	4.75
International Equity	22.50	7.00
Fixed Income	19.00	1.50
Private Equity	10.00	8.00
Real Assets	15.00	5.00
Multi-Asset Strategies	<u>10.00</u>	3.00
 Total	 <u>100.00 %</u>	

Discount Rate - The total pension liability was calculated using the discount rate of 7.50 percent. The projection of cash flows used to determine the discount rate assumed the contributions from employers and from the members would be computed based on contribution requirements as stipulated by State statute. Projected inflows from investment earning were calculated using the long-term assumed investment rate of return (7.50 percent). Based on those assumptions, the plan's fiduciary net position was projected to be available to make all future benefit payments of current plan members. Therefore, the long-term expected rate of return on pension plan investments was applied to all periods of projected benefits to determine the total pension liability.

Sensitivity of the District's Proportionate Share of the Net Pension Liability to Changes in the Discount Rate - Net pension liability is sensitive to changes in the discount rate, and to illustrate the potential impact the following table presents the net pension liability calculated using the discount rate of 7.50 percent, as well as what each plan's net pension liability would be if it were calculated using a discount rate that is one percentage point lower (6.50 percent), or one percentage point higher (8.50 percent) than the current rate.

	<u>1% Decrease (6.50%)</u>	<u>Current Discount Rate (7.50%)</u>	<u>1% Increase (8.50%)</u>
District's proportionate share of the net pension liability	\$ 3,154,600	\$ 2,382,740	\$ 1,736,662

**FRONTIER LOCAL SCHOOL DISTRICT
WASHINGTON COUNTY, OHIO**

NOTES TO THE BASIC FINANCIAL STATEMENTS
FOR THE FISCAL YEAR ENDED JUNE 30, 2017

NOTE 13 - DEFINED BENEFIT PENSION PLANS - (Continued)

Actuarial Assumptions - STRS

The total pension liability in the June 30, 2016, actuarial valuation was determined using the following actuarial assumptions, applied to all periods included in the measurement:

Inflation	2.75 percent
Projected salary increases	2.75 percent at age 70 to 12.25 percent at age 20
Investment Rate of Return	7.75 percent, net of investment expenses
Cost-of-Living Adjustments (COLA)	2 percent simple applied as follows: for members retiring before August 1, 2013, 2 percent per year; for members retiring August 1, 2013, or later, 2 percent COLA paid on fifth anniversary of retirement date.

Mortality rates were based on the RP-2000 Combined Mortality Table (Projection 2022—Scale AA) for Males and Females. Males' ages are set-back two years through age 89 and no set-back for age 90 and above. Females younger than age 80 are set back four years, one year set back from age 80 through 89 and not set back from age 90 and above.

Actuarial assumptions used in the June 30, 2016, valuation are based on the results of an actuarial experience study, effective July 1, 2012.

The 10 year expected real rate of return on pension plan investments was determined by STRS' investment consultant by developing best estimates of expected future real rates of return for each major asset class. The target allocation and best estimates of geometric real rates of return for each major asset class are summarized as follows:

<u>Asset Class</u>	<u>Target Allocation</u>	<u>Long Term Expected Real Rate of Return *</u>
Domestic Equity	31.00 %	8.00 %
International Equity	26.00	7.85
Alternatives	14.00	8.00
Fixed Income	18.00	3.75
Real Estate	10.00	6.75
Liquidity Reserves	1.00	3.00
Total	100.00 %	7.61 %

* 10-Year annualized geometric nominal returns, which include the real rate of return and inflation of 2.50% and does not include investment expenses. The total fund long-term expected return reflects diversification among the asset classes and therefore is not a weighted average return of the individual asset classes.

**FRONTIER LOCAL SCHOOL DISTRICT
WASHINGTON COUNTY, OHIO**

NOTES TO THE BASIC FINANCIAL STATEMENTS
FOR THE FISCAL YEAR ENDED JUNE 30, 2017

NOTE 13 - DEFINED BENEFIT PENSION PLANS - (Continued)

Discount Rate - The discount rate used to measure the total pension liability was 7.75 percent as of June 30, 2016. The projection of cash flows used to determine the discount rate assumes member and employer contributions will be made at the statutory contribution rates in accordance with rate increases described above. For this purpose, only employer contributions that are intended to fund benefits of current plan members and their beneficiaries are included. Projected employer contributions that are intended to fund the service costs of future plan members and their beneficiaries, as well as projected contributions from future plan members, are not included. Based on those assumptions, STRS' fiduciary net position was projected to be available to make all projected future benefit payments to current plan members as of June 30, 2016. Therefore, the long-term expected rate of return on pension plan investments of 7.75 percent was applied to all periods of projected benefit payment to determine the total pension liability as of June 30, 2016.

Sensitivity of the District's Proportionate Share of the Net Pension Liability to Changes in the Discount Rate - The following table presents the District's proportionate share of the net pension liability calculated using the current period discount rate assumption of 7.75 percent, as well as what the District's proportionate share of the net pension liability would be if it were calculated using a discount rate that is one-percentage-point lower (6.75 percent) or one-percentage-point higher (8.75 percent) than the current rate:

	1% Decrease (6.75%)	Current Discount Rate (7.75%)	1% Increase (8.75%)
District's proportionate share of the net pension liability	\$ 11,738,530	\$ 8,833,144	\$ 6,382,279

Changes Between Measurement Date and Report Date - In March 2017, the STRS Board adopted certain assumption changes which will impact their annual actuarial valuation prepared as of June 30, 2017. The most significant change is a reduction in the discount rate from 7.75 percent to 7.45 percent. In April 2017, the STRS Board voted to suspend cost of living adjustments granted on or after July 1, 2017. Although the exact amount of these changes is not known, the overall decrease to District's NPL is expected to be significant.

NOTE 14 - POSTEMPLOYMENT BENEFITS

A. School Employees Retirement System

Health Care Plan Description - The District contributes to the SERS Health Care Fund, administered by SERS for non-certificated retirees and their beneficiaries. For GASB 45 purposes, this plan is considered a cost-sharing, multiple-employer, defined benefit other postemployment benefit (OPEB) plan. The Health Care Plan includes hospitalization and physicians' fees through several types of plans including HMO's, PPO's, Medicare Advantage, and traditional indemnity plans as well as a prescription drug program. The financial report of the Plan is included in the SERS Comprehensive Annual Financial Report which can be obtained on SERS' website at www.ohsers.org under Employers/Audit Resources.

**FRONTIER LOCAL SCHOOL DISTRICT
WASHINGTON COUNTY, OHIO**

**NOTES TO THE BASIC FINANCIAL STATEMENTS
FOR THE FISCAL YEAR ENDED JUNE 30, 2017**

NOTE 14 - POSTEMPLOYMENT BENEFITS - (Continued)

Access to health care for retirees and beneficiaries is permitted in accordance with Section 3309 of the Ohio Revised Code. The Health Care Fund was established and is administered in accordance with Internal Revenue Code Section 105(e). SERS' Retirement Board reserves the right to change or discontinue any health plan or program. Health care is financed through a combination of employer contributions and retiree premiums, copays and deductibles on covered health care expenses, investment returns, and any funds received as a result of SERS' participation in Medicare programs. Active employee members do not contribute to the Health Care Plan. Retirees and their beneficiaries are required to pay a health care premium that varies depending on the plan selected, number of qualified years of service, Medicare eligibility and retirement status.

Funding Policy - State statute permits SERS to fund the health care benefits through employer contributions. Each year, after the allocation for statutorily required basic benefits, the Retirement Board allocates the remainder of the employer contribution of 14 percent of covered payroll to the Health Care Fund. For fiscal year 2017, none of the employer contribution was allocated to health care. In addition, employers pay a surcharge for employees earning less than an actuarially determined minimum compensation amount, pro-rated according to service credit earned. For fiscal year 2017, this amount was \$23,500. Statutes provide that no employer shall pay a health care surcharge greater than 2 percent of that employer's SERS-covered payroll; nor may SERS collect in aggregate more than 1.5 percent of the total statewide SERS-covered payroll for the health care surcharge. For fiscal year 2017, the District's surcharge obligation was 16,884.

The District's contributions for health care for the fiscal years ended June 30, 2017, 2016, and 2015 were \$16,884, \$15,945, and \$26,473, respectively. The fiscal year 2017 amount has been reported as pension and postemployment benefits payable. The full amount has been contributed for fiscal years 2016 and 2015.

B. State Teachers Retirement System

Plan Description – The District participates in the cost-sharing multiple-employer defined benefit Health Plan administered by the State Teachers Retirement System of Ohio (STRS) for eligible retirees who participated in the defined benefit or combined pension plans offered by STRS. Ohio law authorizes STRS to offer this plan. Benefits include hospitalization, physicians' fees, prescription drugs and reimbursement of monthly Medicare Part B premiums. The Plan is included in the report of STRS which can be obtained by visiting www.strsoh.org or by calling (888) 227-7877.

Funding Policy - Ohio law authorizes STRS Ohio to offer the Plan and gives the Retirement Board authority over how much, if any, of the health care costs will be absorbed by STRS Ohio. Active employee members do not contribute to the Plan. All benefit recipients pay a monthly premium. Under Ohio law, funding for post-employment health care may be deducted from employer contributions. For 2017, STRS Ohio did not allocate any employer contributions to the Health Care Stabilization Fund. The District's did not make any contributions for health care for the fiscal years ended June 30, 2017, 2016 and 2015.

**FRONTIER LOCAL SCHOOL DISTRICT
WASHINGTON COUNTY, OHIO**

NOTES TO THE BASIC FINANCIAL STATEMENTS
FOR THE FISCAL YEAR ENDED JUNE 30, 2017

NOTE 15 - BUDGETARY BASIS OF ACCOUNTING

While reporting financial position, results of operations, and changes in fund balance on the basis of generally accepted accounting principles (GAAP), the budgetary basis as provided by law is based upon accounting for certain transactions on a basis of cash receipts and disbursements.

The statement of revenue, expenditures and changes in fund balance - budget and actual (non-GAAP budgetary basis) presented for the general fund is presented on the budgetary basis to provide a meaningful comparison of actual results with the budget. The major differences between the budget basis and the GAAP basis are that:

- (a) Revenues and other financing sources are recorded when received in cash (budget basis) as opposed to when susceptible to accrual (GAAP basis);
- (b) Expenditures and other financing uses are recorded when paid in cash (budget basis) as opposed to when the liability is incurred (GAAP basis);
- (c) In order to determine compliance with Ohio law, and to reserve that portion of the applicable appropriation, total outstanding encumbrances (budget basis) are recorded as the equivalent of an expenditure, as opposed to assigned or committed fund balance for that portion of outstanding encumbrances not already recognized as an account payable (GAAP basis); and,
- (d) Some funds are included in the general fund (GAAP basis), but have separate legally adopted budgets (budget basis).

The adjustments necessary to convert the results of operations for the year on the budget basis to the GAAP basis for the general fund is as follows:

Net Change in Fund Balance

	<u>General fund</u>
Budget basis	\$ (327)
Net adjustment for revenue accruals	(9,006)
Net adjustment for expenditure accruals	238,997
Net adjustment for other sources/uses	(26,778)
Funds budgeted elsewhere	50,962
Adjustment for encumbrances	18,361
GAAP basis	\$ 272,209

Certain funds that are legally budgeted in separate special revenue funds are considered part of the general fund on a GAAP basis. This includes the special trust fund, emergency levy fund, other grants fund and the public school support fund.

**FRONTIER LOCAL SCHOOL DISTRICT
WASHINGTON COUNTY, OHIO**

**NOTES TO THE BASIC FINANCIAL STATEMENTS
FOR THE FISCAL YEAR ENDED JUNE 30, 2017**

NOTE 15 - CONTINGENCIES

A. Grants

The District receives significant financial assistance from numerous federal, State and local agencies in the form of grants. The disbursement of funds received under these programs generally requires compliance with terms and conditions specified in the grant agreements and are subject to audit by the grantor agencies. Any disallowed claims resulting from such audits could become a liability of the District. However, in the opinion of management, any such disallowed claims will not have a material effect on the financial position of the District.

B. Litigation

The District is not a party to legal proceedings that would have a material effect on the financial condition of the District.

C. Foundation Funding

District Foundation funding is based on the annualized full-time equivalent (FTE) enrollment of each student. Traditional Districts must comply with minimum hours of instruction, instead of a minimum number of school days each year. The funding formula the Ohio Department of Education (ODE) is legislatively required to follow will continue to adjust as enrollment information is updated by the District, which can extend past the fiscal year-end. As of the date of this report, ODE has not finalized the impact of enrollment adjustments to the June 30, 2017 Foundation funding for the District; therefore, the financial statement impact is not determinable at this time. ODE and management believe this will result in either a receivable to or liability of the District.

NOTE 16 - SET-ASIDES

The District is required by State law to annually set-aside certain general fund revenue amounts, as defined by statutory formula, for the acquisition and construction of capital improvements. Amounts not spent by the end of the fiscal year or offset by similarly restricted resources received during the year must be held in cash at fiscal year-end. This amount must be carried forward to be used for the same purpose in future years. Expenditures exceeding the set-aside requirement may not be carried forward to the next fiscal year.

The following cash-basis information describes the change in the fiscal year-end set-aside amount for capital improvements. Disclosure of this information is required by State statute.

**FRONTIER LOCAL SCHOOL DISTRICT
WASHINGTON COUNTY, OHIO**

NOTES TO THE BASIC FINANCIAL STATEMENTS
FOR THE FISCAL YEAR ENDED JUNE 30, 2017

NOTE 16 - SET-ASIDES - (Continued)

	<u>Capital Improvements</u>
Set-aside balance June 30, 2016	\$ -
Current year set-aside requirement	116,893
Current year qualifying expenditures	(64,979)
Current year offsets	<u>(51,914)</u>
Total	<u>\$ -</u>
Balance carried forward to fiscal year 2018	<u>\$ -</u>
Set-aside balance June 30, 2017	<u><u>\$ -</u></u>

In prior fiscal years, the District issued \$2,049,000 in classroom facilities general obligation bonds. These proceeds may be used to reduce the capital improvements set-aside amount to zero for future years. The amount presented for prior year offset from bond proceeds is limited to an amount needed to reduce the capital improvements set-aside balance to \$0. The District is responsible for tracking the amount of bond proceeds that may be used as an offset in future periods, which was \$1,466,139 at June 30, 2017.

NOTE 17 - OTHER COMMITMENTS

The District utilizes encumbrance accounting as part of its budgetary controls. Encumbrances outstanding at year-end may be reported as part of restricted, committed, or assigned classifications of fund balance. At year end, the District's commitments for encumbrances in the governmental funds were as follows:

	<u>Year-End Encumbrances</u>
<u>General fund</u>	\$ 12,328
<u>Other governmental</u>	<u>6,463</u>
Total	<u><u>\$ 18,791</u></u>

**FRONTIER LOCAL SCHOOL DISTRICT
WASHINGTON COUNTY, OHIO**

SCHEDULES OF REQUIRED SUPPLEMENTARY INFORMATION

SCHEDULE OF THE DISTRICT'S PROPORTIONATE SHARE OF
THE NET PENSION LIABILITY
SCHOOL EMPLOYEES RETIREMENT SYSTEM (SERS) OF OHIO

LAST FOUR FISCAL YEARS

	<u>2017</u>	<u>2016</u>	<u>2015</u>	<u>2014</u>
District's proportion of the net pension liability	0.03255520%	0.03282820%	0.03588500%	0.03588500%
District's proportionate share of the net pension liability	\$ 2,382,740	\$ 1,873,209	\$ 1,816,119	\$ 2,133,966
District's covered-employee payroll	\$ 1,049,450	\$ 988,300	\$ 1,042,742	\$ 1,106,908
District's proportionate share of the net pension liability as a percentage of its covered-employee payroll	227.05%	189.54%	174.17%	192.79%
Plan fiduciary net position as a percentage of the total pension liability	62.98%	69.16%	71.70%	65.52%

Note: Information prior to 2014 was unavailable. Schedule is intended to show information for 10 years. Additional years will be displayed as they become available.

**FRONTIER LOCAL SCHOOL DISTRICT
WASHINGTON COUNTY, OHIO**

SCHEDULES OF REQUIRED SUPPLEMENTARY INFORMATION

SCHEDULE OF THE DISTRICT'S PROPORTIONATE SHARE OF
THE NET PENSION LIABILITY
STATE TEACHERS RETIREMENT SYSTEM (STRS) OF OHIO

LAST FOUR FISCAL YEARS

	<u>2017</u>	<u>2016</u>	<u>2015</u>	<u>2014</u>
District's proportion of the net pension liability	0.02638885%	0.02673009%	0.02787368%	0.02787368%
District's proportionate share of the net pension liability	\$ 8,833,144	\$ 7,387,415	\$ 6,779,844	\$ 8,076,105
District's covered-employee payroll	\$ 2,779,700	\$ 2,827,507	\$ 2,847,923	\$ 3,201,377
District's proportionate share of the net pension liability as a percentage of its covered-employee payroll	317.77%	261.27%	238.06%	252.27%
Plan fiduciary net position as a percentage of the total pension liability	66.80%	72.10%	74.70%	69.30%

Note: Information prior to 2014 was unavailable. Schedule is intended to show information for 10 years. Additional years will be displayed as they become available.

**FRONTIER LOCAL SCHOOL DISTRICT
WASHINGTON COUNTY, OHIO**

SCHEDULES OF REQUIRED SUPPLEMENTARY INFORMATION

SCHEDULE OF DISTRICT CONTRIBUTIONS
SCHOOL EMPLOYEES RETIREMENT SYSTEM (SERS) OF OHIO

LAST TEN FISCAL YEARS

	<u>2017</u>	<u>2016</u>	<u>2015</u>	<u>2014</u>	<u>2013</u>
Contractually required contribution	\$ 164,473	\$ 146,923	\$ 130,258	\$ 144,524	\$ 153,196
Contributions in relation to the contractually required contribution	<u>(164,473)</u>	<u>(146,923)</u>	<u>(130,258)</u>	<u>(144,524)</u>	<u>(153,196)</u>
Contribution deficiency (excess)	<u>\$ -</u>	<u>\$ -</u>	<u>\$ -</u>	<u>\$ -</u>	<u>\$ -</u>
District's covered-employee payroll	\$ 1,174,807	\$ 1,049,450	\$ 988,300	\$ 1,042,742	\$ 1,106,908
Contributions as a percentage of covered-employee payroll	14.00%	14.00%	13.18%	13.86%	13.84%

<u>2012</u>	<u>2011</u>	<u>2010</u>	<u>2009</u>	<u>2008</u>
\$ 152,953	\$ 130,402	\$ 135,024	\$ 95,078	\$ 98,500
<u>(152,953)</u>	<u>(130,402)</u>	<u>(135,024)</u>	<u>(95,078)</u>	<u>(98,500)</u>
<u>\$ -</u>	<u>\$ -</u>	<u>\$ -</u>	<u>\$ -</u>	<u>\$ -</u>
\$ 1,137,197	\$ 1,037,407	\$ 997,223	\$ 966,240	\$ 1,003,055
13.45%	12.57%	13.54%	9.84%	9.82%

**FRONTIER LOCAL SCHOOL DISTRICT
WASHINGTON COUNTY, OHIO**

SCHEDULES OF REQUIRED SUPPLEMENTARY INFORMATION

SCHEDULE OF DISTRICT CONTRIBUTIONS
STATE TEACHERS RETIREMENT SYSTEM (STRS) OF OHIO

LAST TEN FISCAL YEARS

	<u>2017</u>	<u>2016</u>	<u>2015</u>	<u>2014</u>	<u>2013</u>
Contractually required contribution	\$ 436,220	\$ 389,158	\$ 395,851	\$ 370,230	\$ 416,179
Contributions in relation to the contractually required contribution	<u>(436,220)</u>	<u>(389,158)</u>	<u>(395,851)</u>	<u>(370,230)</u>	<u>(416,179)</u>
Contribution deficiency (excess)	<u>\$ -</u>	<u>\$ -</u>	<u>\$ -</u>	<u>\$ -</u>	<u>\$ -</u>
District's covered-employee payroll	\$ 3,115,857	\$ 2,779,700	\$ 2,827,507	\$ 2,847,923	\$ 3,201,377
Contributions as a percentage of covered-employee payroll	14.00%	14.00%	14.00%	13.00%	13.00%

<u>2012</u>	<u>2011</u>	<u>2010</u>	<u>2009</u>	<u>2008</u>
\$ 431,737	\$ 442,105	\$ 421,926	\$ 423,473	\$ 414,164
<u>(431,737)</u>	<u>(442,105)</u>	<u>(421,926)</u>	<u>(423,473)</u>	<u>(414,164)</u>
<u>\$ -</u>	<u>\$ -</u>	<u>\$ -</u>	<u>\$ -</u>	<u>\$ -</u>
\$ 3,321,054	\$ 3,400,808	\$ 3,245,585	\$ 3,257,485	\$ 3,185,877
13.00%	13.00%	13.00%	13.00%	13.00%

**FRONTIER LOCAL SCHOOL DISTRICT
WASHINGTON COUNTY, OHIO**

NOTES TO REQUIRED SUPPLEMENTARY INFORMATION
FOR THE FISCAL YEAR ENDED JUNE 30, 2017

SCHOOL EMPLOYEES RETIREMENT SYSTEM (SERS) OF OHIO

Changes in benefit terms: There were no changes in benefit terms from the amounts reported for fiscal years 2014- 2017.

Changes in assumptions: There were no changes in methods and assumptions used in the calculation of actuarial determined contributions for fiscal years 2014-2016. For fiscal year 2017, the following changes of assumptions affected the total pension liability since the prior measurement date: (a) the assumed rate of inflation was reduced from 3.25% to 3.00%, (b) payroll growth assumption was reduced from 4.00% to 3.50%, (c) assumed real wage growth was reduced from 0.75% to 0.50%, (d) Rates of withdrawal, retirement and disability were updated to reflect recent experience, (e) mortality among active members was updated to RP-2014 Blue Collar Mortality Table with fully generational projection and a five year age set-back for both males and females, (f) mortality among service retired members, and beneficiaries was updated to the following RP-2014 Blue Collar Mortality Table with fully generational projection with Scale BB, 120% of male rates, and 110% of female rates and (g) mortality among disable member was updated to RP-2000 Disabled Mortality Table, 90% for male rates and 100% for female rates, set back five years is used for the period after disability retirement.

STATE TEACHERS RETIREMENT SYSTEM (STRS) OF OHIO

Changes in benefit terms: There were no changes in benefit terms from the amounts reported for fiscal years 2014 - 2017.

Changes in assumptions: There were no changes in methods and assumptions used in the calculation of actuarial determined contributions for fiscal years 2014 - 2017. See the notes to the basic financials for the methods and assumptions in this calculation.



Dave Yost • Auditor of State

INDEPENDENT AUDITOR'S REPORT ON INTERNAL CONTROL OVER FINANCIAL REPORTING AND ON COMPLIANCE AND OTHER MATTERS REQUIRED BY *GOVERNMENT AUDITING STANDARDS*

Frontier Local School District
Washington County
44870 State Route 7
New Matamoras, Ohio 45767-6149

To the Board of Education:

We have audited, in accordance with auditing standards generally accepted in the United States and the Comptroller General of the United States' *Government Auditing Standards*, the financial statements of the governmental activities, each major fund, and the aggregate remaining fund information of the Frontier Local School District, Washington County, Ohio (the District), as of and for the year ended June 30, 2017 and the related notes to the financial statements, which collectively comprise the District's basic financial statements, and have issued our report thereon dated January 17, 2018.

Internal Control Over Financial Reporting

As part of our financial statement audit, we considered the District's internal control over financial reporting (internal control) to determine the audit procedures appropriate in the circumstances to the extent necessary to support our opinions on the financial statements, but not to the extent necessary to opine on the effectiveness of the District's internal control. Accordingly, we have not opined on it.

A *deficiency in internal control* exists when the design or operation of a control does not allow management or employees, when performing their assigned functions, to prevent, or detect and timely correct misstatements. A *material weakness* is a deficiency, or combination of internal control deficiencies resulting in a reasonable possibility that internal control will not prevent or detect and timely correct a material misstatement of the District's financial statements. A *significant deficiency* is a deficiency, or a combination of deficiencies, in internal control that is less severe than a material weakness, yet important enough to merit attention by those charged with governance.

Our consideration of internal control was for the limited purpose described in the first paragraph of this section and was not designed to identify all internal control deficiencies that might be material weaknesses or significant deficiencies. Given these limitations, we did not identify any deficiencies in internal control that we consider material weaknesses. However, unidentified material weaknesses may exist.

Compliance and Other Matters

As part of reasonably assuring whether the District's financial statements are free of material misstatement, we tested its compliance with certain provisions of laws, regulations, contracts, and grant agreements, noncompliance with which could directly and materially affect the determination of financial statement amounts. However, opining on compliance with those provisions was not an objective of our audit and, accordingly, we do not express an opinion. The results of our tests disclosed no instances of noncompliance or other matters we must report under *Government Auditing Standards*.

Purpose of this Report

This report only describes the scope of our internal control and compliance testing and our testing results, and does not opine on the effectiveness of the District's internal control or on compliance. This report is an integral part of an audit performed under *Government Auditing Standards* in considering the District's internal control and compliance. Accordingly, this communication is not suitable for any other purpose.

A handwritten signature in black ink that reads "Dave Yost". The signature is written in a cursive style with a large, looping "D" and "Y".

Dave Yost
Auditor of State
Columbus, Ohio

January 17, 2018



Dave Yost • Auditor of State

FRONTIER LOCAL SCHOOL DISTRICT

WASHINGTON COUNTY

CLERK'S CERTIFICATION

This is a true and correct copy of the report which is required to be filed in the Office of the Auditor of State pursuant to Section 117.26, Revised Code, and which is filed in Columbus, Ohio.

Susan Babbitt

CLERK OF THE BUREAU

CERTIFIED
FEBRUARY 6, 2018