



Dave Yost • Auditor of State

HILLSDALE LOCAL SCHOOL DISTRICT
ASHLAND COUNTY

TABLE OF CONTENTS

TITLE	PAGE
Independent Auditor's Report	1
Prepared by Management:	
Management's Discussion and Analysis.....	3
Basic Financial Statements:	
Government-Wide Financial Statements:	
Statement of Net Position	17
Statement of Activities.....	18
Fund Financial Statements:	
Balance Sheet – Governmental Funds.....	19
Reconciliation of Total Governmental Fund Balances to Net Position of Governmental Activities.....	20
Statement of Revenues, Expenditures and Changes in Fund Balances – Governmental Funds.....	21
Reconciliation of the Statement of Revenues, Expenditures and Changes in Fund Balances of Governmental Funds to the Statement of Activities.....	22
Statement of Revenues, Expenditures, and Changes in Fund Balance – Budget and Actual (Non-GAAP Budgetary Basis) – General Fund.....	23
Statement of Net Position – Proprietary Fund	24
Statement of Revenues, Expenses and Change in Net Position – Proprietary Fund	25
Statement of Cash Flows – Proprietary Fund.....	26
Statement of Fiduciary Net Position – Fiduciary Funds.....	27
Statement of Change in Fiduciary Net Position – Fiduciary Fund	28
Notes to the Basic Financial Statements	29
Schedules of Required Supplementary Information	62
Notes to the Schedules of Required Supplementary Information	68
Independent Auditor's Report on Internal Control Over Financial Reporting and on Compliance and Other Matters Required by <i>Government Auditing Standards</i>	69
Schedule of Findings.....	71
Corrective Action Plan.....	72

THIS PAGE INTENTIONALLY LEFT BLANK



Dave Yost • Auditor of State

INDEPENDENT AUDITOR'S REPORT

Hillsdale Local School District
Ashland County
485 Township Road 1902
Jeromesville, Ohio 44840

To the Board of Education:

Report on the Financial Statements

We have audited the accompanying financial statements of the governmental activities, the major fund, and the aggregate remaining fund information of the Hillsdale Local School District, Ashland County, Ohio (the District), as of and for the year ended June 30, 2017, and the related notes to the financial statements, which collectively comprise the District's basic financial statements as listed in the table of contents.

Management's Responsibility for the Financial Statements

Management is responsible for preparing and fairly presenting these financial statements in accordance with accounting principles generally accepted in the United States of America; this includes designing, implementing, and maintaining internal control relevant to preparing and fairly presenting financial statements that are free from material misstatement, whether due to fraud or error.

Auditor's Responsibility

Our responsibility is to opine on these financial statements based on our audit. We audited in accordance with auditing standards generally accepted in the United States of America and the financial audit standards in the Comptroller General of the United States' *Government Auditing Standards*. Those standards require us to plan and perform the audit to reasonably assure the financial statements are free from material misstatement.

An audit requires obtaining evidence about financial statement amounts and disclosures. The procedures selected depend on our judgment, including assessing the risks of material financial statement misstatement, whether due to fraud or error. In assessing those risks, we consider internal control relevant to the District's preparation and fair presentation of the financial statements in order to design audit procedures that are appropriate in the circumstances, but not to the extent needed to opine on the effectiveness of the District's internal control. Accordingly, we express no opinion. An audit also includes evaluating the appropriateness of management's accounting policies and the reasonableness of their significant accounting estimates, as well as our evaluation of the overall financial statement presentation.

We believe the audit evidence we obtained is sufficient and appropriate to support our audit opinions.

Opinion

In our opinion, the financial statements referred to above present fairly, in all material respects, the respective financial position of the governmental activities, the major fund, and the aggregate remaining fund information of the Hillsdale Local School District, Ashland County, Ohio, as of June 30, 2017, and the respective changes in financial position and, where applicable, cash flows thereof and the budgetary comparison for the General fund thereof for the year then ended in accordance with the accounting principles generally accepted in the United States of America.

Other Matters

Required Supplementary Information

Accounting principles generally accepted in the United States of America require this presentation to include *Management's discussion and analysis* and schedules of net pension liabilities and pension contributions listed in the table of contents, to supplement the basic financial statements. Although this information is not part of the basic financial statements, the Governmental Accounting Standards Board considers it essential for placing the basic financial statements in an appropriate operational, economic, or historical context. We applied certain limited procedures to the required supplementary information in accordance with auditing standards generally accepted in the United States of America, consisting of inquiries of management about the methods of preparing the information and comparing the information for consistency with management's responses to our inquiries, to the basic financial statements, and other knowledge we obtained during our audit of the basic financial statements. We do not opine or provide any assurance on the information because the limited procedures do not provide us with sufficient evidence to opine or provide any other assurance.

Other Reporting Required by Government Auditing Standards

In accordance with *Government Auditing Standards*, we have also issued our report dated February 28, 2018, on our consideration of the District's internal control over financial reporting and our tests of its compliance with certain provisions of laws, regulations, contracts and grant agreements and other matters. That report describes the scope of our internal control testing over financial reporting and compliance, and the results of that testing, and does not opine on internal control over financial reporting or on compliance. That report is an integral part of an audit performed in accordance with *Government Auditing Standards* in considering the District's internal control over financial reporting and compliance.



Dave Yost
Auditor of State
Columbus, Ohio

February 28, 2018

**HILLSDALE LOCAL SCHOOL DISTRICT
ASHLAND COUNTY, OHIO**

MANAGEMENT'S DISCUSSION AND ANALYSIS
FOR THE FISCAL YEAR ENDED JUNE 30, 2017
UNAUDITED

The management's discussion and analysis of the Hillsdale Local School District's (the "District") financial performance provides an overall review of the District's financial activities for the fiscal year ended June 30, 2017. The intent of this discussion and analysis is to look at the District's financial performance as a whole; readers should also review the basic financial statements and the notes to the basic financial statements to enhance their understanding of the District's financial performance.

Financial Highlights

Key financial highlights for 2017 are as follows:

- In total, net position of governmental activities increased \$2,105,881 which represents a 35.93% increase from 2016.
- General revenues accounted for \$11,500,626 in revenue or 87.57% of all revenues. Program specific revenues, in the form of charges for services and sales, grants and contributions accounted for \$1,631,746 or 12.43 of total revenues of \$13,132,372.
- The District had \$11,026,491 in expenses related to governmental activities; only \$1,631,746 of these expenses were offset by program specific charges for services, grants or contributions. General revenues supporting governmental activities (primarily taxes and unrestricted grants and entitlements) of \$11,500,626 were adequate to provide for these programs.
- The District's major governmental fund is the general fund. The general fund had \$12,031,167 in revenues and \$10,061,723 in expenditures. During fiscal year 2017 the general fund's fund balance increased \$1,969,443 from a balance of \$3,488,974 to \$5,458,417.

Using the Basic Financial Statements (BFS)

This annual report consists of a series of financial statements and notes to those statements. These statements are organized so the reader can understand the District as a financial whole, an entire operating entity. The statements then proceed to provide an increasingly detailed look at specific financial activities.

The *statement of net position* and *statement of activities* provide information about the activities of the whole District, presenting both an aggregate view of the District's finances and a longer-term view of those finances. Fund financial statements provide the next level of detail. For governmental funds, these statements tell how services were financed in the short-term as well as what remains for future spending. The fund financial statements also look at the District's most significant funds with all other nonmajor funds presented in total in one column. In the case of the District, the general fund is by far the most significant fund, and the only governmental fund reported as a major fund.

Reporting the District as a Whole

Statement of Net Position and the Statement of Activities

While this document contains the large number of funds used by the District to provide programs and activities, the view of the District as a whole looks at all financial transactions and asks the question, "How did we do financially during 2017?" The statement of net position and the statement of activities answer this question. These statements include *all assets, liabilities, deferred inflows, deferred outflows, revenues and expenses* using the *accrual basis of accounting* similar to the accounting used by most private-sector companies. This basis of accounting will take into account all of the current year's revenues and expenses regardless of when cash is received or paid.

**HILLSDALE LOCAL SCHOOL DISTRICT
ASHLAND COUNTY, OHIO**

MANAGEMENT'S DISCUSSION AND ANALYSIS
FOR THE FISCAL YEAR ENDED JUNE 30, 2017
UNAUDITED
(Continued)

These two statements report the District's *net position* and changes in that position. This change in net position is important because it tells the reader that, for the District as a whole, the *financial position* of the District has improved or diminished. The causes of this change may be the result of many factors, some financial, some not. Non-financial factors include the District's property tax base, current property tax laws in Ohio restricting revenue growth, facility conditions, required educational programs and other factors.

In the statement of net position and the statement of activities, the governmental activities include the District's programs and services, including instruction, support services, operation and maintenance of plant, pupil transportation, extracurricular activities, and food service operations.

The District's statement of net position and statement of activities can be found on pages 17-18 of this report.

Reporting the District's Most Significant Funds

Fund Financial Statements

The analysis of the District's major governmental fund begins on page 11. Fund financial reports provide detailed information about the District's major funds. The District uses many funds to account for a multitude of financial transactions. However, these fund financial statements focus on the District's most significant funds. The District's major governmental fund is the general fund.

Governmental Funds

Most of the District's activities are reported in governmental funds, which focus on how money flows into and out of those funds and the balances left at year-end available for spending in future periods. These funds are reported using an accounting method called *modified accrual* accounting, which measures cash and all other *financial assets* than can readily be converted to cash. The governmental fund financial statements provide a detailed *short-term* view of the District's general government operations and the basic services it provides. Governmental fund information helps you determine whether there are more or fewer financial resources that can be spent in the near future to finance educational programs. The relationship (or differences) between governmental *activities* (reported in the statement of net position and the statement of activities) and governmental *funds* is reconciled in the basic financial statements. The basic governmental fund financial statements can be found on pages 19-23 of this report.

Proprietary Funds

The District maintains a proprietary fund. Internal service funds are an accounting device used to accumulate and allocate costs internally among the District's various functions. The District's internal service fund accounts for employee benefits self-insurance. The basic proprietary fund financial statements can be found on pages 24-26 of this report.

Reporting the District's Fiduciary Responsibilities

The District is the trustee, or fiduciary, for its scholarship programs. This activity is presented as a private-purpose trust fund. The District also acts in a trustee capacity as an agent for individuals or other entities. These activities are reported in an agency fund. All of the District's fiduciary activities are reported in separate statements of fiduciary net position and changes in fiduciary net position on pages 27 and 28. These activities are excluded from the District's other financial statements because the assets cannot be utilized by the District to finance its operations.

**HILLSDALE LOCAL SCHOOL DISTRICT
ASHLAND COUNTY, OHIO**

**MANAGEMENT'S DISCUSSION AND ANALYSIS
FOR THE FISCAL YEAR ENDED JUNE 30, 2017
UNAUDITED
(Continued)**

Notes to the Basic Financial Statements

The notes provide additional information that is essential to a full understanding of the data provided in the government-wide and fund financial statements. These notes to the basic financial statements can be found on pages 29-61 of this report.

Required Supplementary Information

In addition to the basic financial statements and accompanying notes, this report also presents certain required supplementary information concerning the District's net pension liability. The required supplementary information can be found on pages 63 through 69 of this report.

THIS SPACE INTENTIONALLY LEFT BLANK

**HILLSDALE LOCAL SCHOOL DISTRICT
ASHLAND COUNTY, OHIO**

MANAGEMENT'S DISCUSSION AND ANALYSIS
FOR THE FISCAL YEAR ENDED JUNE 30, 2017
UNAUDITED
(Continued)

The District as a Whole

The table below provides a summary of the District's net position at June 30, 2017 and June 30, 2016.

	Net Position	
	Governmental Activities <u>2017</u>	Governmental Activities <u>2016</u>
<u>Assets</u>		
Current and other assets	\$ 10,740,733	\$ 9,712,450
Capital assets, net	<u>2,680,040</u>	<u>2,159,079</u>
Total assets	<u>13,420,773</u>	<u>11,871,529</u>
<u>Deferred Outflows of Resources</u>		
Pension	<u>3,045,754</u>	<u>1,216,893</u>
Total deferred outflows of resources	<u>3,045,754</u>	<u>1,216,893</u>
<u>Liabilities</u>		
Current liabilities	1,145,333	1,415,933
Long-term liabilities:		
Due within one year	118,634	124,972
Due in more than one year:		
Net pension liability	15,199,144	12,021,319
Other amounts	<u>784,867</u>	<u>745,965</u>
Total liabilities	<u>17,247,978</u>	<u>14,308,189</u>
<u>Deferred Inflows of Resources</u>		
Property taxes levied for next year	2,822,561	3,617,589
Pensions	<u>151,165</u>	<u>1,023,702</u>
Total deferred inflows of resources	<u>2,973,726</u>	<u>4,641,291</u>
<u>Net Position</u>		
Net investment in capital assets	2,680,040	2,159,079
Restricted	176,244	207,461
Unrestricted (deficit)	<u>(6,611,461)</u>	<u>(8,227,598)</u>
Total net position (deficit)	<u>\$ (3,755,177)</u>	<u>\$ (5,861,058)</u>

The District adopted GASB Statement 68, "Accounting and Financial Reporting for Pensions—an Amendment of GASB Statement 27," which significantly revises accounting for pension costs and liabilities. For reasons discussed below, many end users of this financial statement will gain a clearer understanding of the District's actual financial condition by adding deferred inflows related to pension and the net pension liability to the reported net position and subtracting deferred outflows related to pension.

**HILLSDALE LOCAL SCHOOL DISTRICT
ASHLAND COUNTY, OHIO**

MANAGEMENT'S DISCUSSION AND ANALYSIS
FOR THE FISCAL YEAR ENDED JUNE 30, 2017
UNAUDITED
(Continued)

Governmental Accounting Standards Board standards are national and apply to all government financial reports prepared in accordance with generally accepted accounting principles. When accounting for pension costs, GASB 27 focused on a funding approach. This approach limited pension costs to contributions annually required by law, which may or may not be sufficient to fully fund each plan's *net pension liability*. GASB 68 takes an earnings approach to pension accounting; however, the nature of Ohio's statewide pension systems and state law governing those systems requires additional explanation in order to properly understand the information presented in these statements.

Under the new standards required by GASB 68, the net pension liability equals the District's proportionate share of each plan's collective:

1. Present value of estimated future pension benefits attributable to active and inactive employees' past service
2. Minus plan assets available to pay these benefits

GASB notes that pension obligations, whether funded or unfunded, are part of the "employment exchange" – that is, the employee is trading his or her labor in exchange for wages, benefits, and the promise of a future pension. GASB noted that the unfunded portion of this pension promise is a present obligation of the government, part of a bargained-for benefit to the employee, and should accordingly be reported by the government as a liability since they received the benefit of the exchange. However, the District is not responsible for certain key factors affecting the balance of this liability. In Ohio, the employee shares the obligation of funding pension benefits with the employer. Both employer and employee contribution rates are capped by State statute. A change in these caps requires action of both Houses of the General Assembly and approval of the Governor. Benefit provisions are also determined by State statute. The employee enters the employment exchange with the knowledge that the employer's promise is limited not by contract but by law. The employer enters the exchange also knowing that there is a specific, legal limit to its contribution to the pension system. In Ohio, there is no legal means to enforce the unfunded liability of the pension system *as against the public employer*. State law operates to mitigate/lessen the moral obligation of the public employer to the employee, because all parties enter the employment exchange with notice as to the law. The pension system is responsible for the administration of the plan.

Most long-term liabilities have set repayment schedules or, in the case of compensated absences (i.e. sick and vacation leave), are satisfied through paid time-off or termination payments. There is no repayment schedule for the net pension liability. As explained above, changes in pension benefits, contribution rates, and return on investments affect the balance of the net pension liability, but are outside the control of the local government. In the event that contributions, investment returns, and other changes are insufficient to keep up with required pension payments, State statute does not assign/identify the responsible party for the unfunded portion. Due to the unique nature of how the net pension liability is satisfied, this liability is separately identified within the long-term liability section of the statement of net position.

In accordance with GASB 68, the District's statements prepared on an accrual basis of accounting include an annual pension expense for their proportionate share of each plan's *change* in net pension liability not accounted for as deferred inflows/outflows.

Over time, net position can serve as a useful indicator of a government's financial position. At June 30, 2017, the District's liabilities and deferred inflows exceeded assets and deferred outflows by \$3,755,177.

**HILLSDALE LOCAL SCHOOL DISTRICT
ASHLAND COUNTY, OHIO**

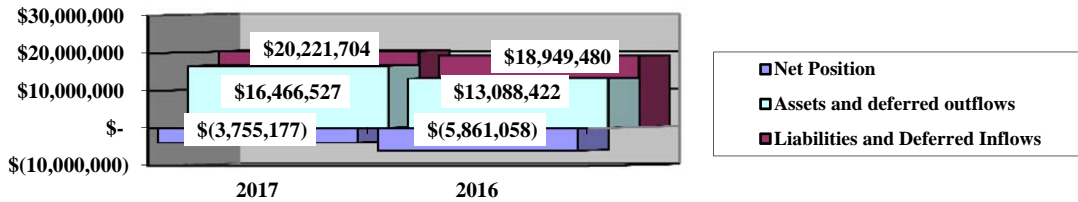
MANAGEMENT'S DISCUSSION AND ANALYSIS
FOR THE FISCAL YEAR ENDED JUNE 30, 2017
UNAUDITED
(Continued)

At year-end, capital assets represented 19.97% of total assets. Capital assets include land, land improvements, buildings and improvements, furniture and equipment, vehicles, infrastructure and textbooks. The District's net investment in capital assets at June 30, 2017, was \$2,680,040. These capital assets are used to provide services to the students and are not available for future spending. Although the District's investment in capital assets is reported net of related debt, it should be noted that the resources to repay the debt must be provided from other sources, since capital assets may not be used to liquidate these liabilities.

A portion of the District's net position, \$176,244, represents resources that are subject to external restriction on how they may be used. In the governmental activities, the remaining balance of unrestricted net position is a deficit of \$6,611,461.

The graph below reports the District's governmental activities assets and deferred outflows, liabilities and deferred inflows, and net position at June 30, 2017 and 2016.

Governmental Activities



The table below shows the change in net position for fiscal year 2017 and 2016.

	<u>Change in Net Position</u>	
	<u>Governmental Activities 2017</u>	<u>Governmental Activities 2016</u>
<u>Revenues</u>		
Program revenues:		
Charges for services and sales	\$ 844,956	\$ 793,804
Operating grants and contributions	786,790	878,276
General revenues:		
Property taxes	5,413,205	4,491,291
Income taxes	1,830,451	1,636,463
Grants and entitlements	4,173,336	4,206,316
Investment earnings	36,146	18,210
Other	47,488	47,300
Total revenues	<u>13,132,372</u>	<u>12,071,660</u>

-Continued

The residents of the District passed a 1.25% Earned Income Tax Levy (effective for 10 years) on the November 2013 ballot. Collections on this levy began in fiscal year 2014.

**HILLSDALE LOCAL SCHOOL DISTRICT
ASHLAND COUNTY, OHIO**

MANAGEMENT'S DISCUSSION AND ANALYSIS
FOR THE FISCAL YEAR ENDED JUNE 30, 2017
UNAUDITED
(Continued)

	Change in Net Position (Continued)	
	Governmental Activities <u>2017</u>	Governmental Activities <u>2016</u>
<u>Expenses</u>		
Program expenses:		
Instruction:		
Regular	\$ 4,441,246	\$ 4,545,377
Special	951,469	951,580
Vocational	316,535	279,838
Other	517,110	512,268
Support services:		
Pupil	863,245	724,981
Instructional staff	191,741	186,394
Board of education	45,594	67,253
Administration	870,614	860,512
Fiscal	373,761	328,141
Operations and maintenance	855,259	760,323
Pupil transportation	762,382	801,015
Central	4,463	1,422
Operation of non-instructional services:		
Food service operations	386,470	398,328
Other non-instructional services	1,695	2,049
Extracurricular activities	444,907	397,584
Interest and fiscal charges	-	1,436
Total expenses	11,026,491	10,818,501
Change in net position	2,105,881	1,253,159
Net position (deficit) at beginning of year	(5,861,058)	(7,114,217)
Net position (deficit) at end of year	\$ (3,755,177)	\$ (5,861,058)

Governmental Activities

The District was declared in a state of fiscal caution effective June 14, 2012. The District has reduced staff and implemented cost control measures in fiscal years 2013, 2014 and 2015 which has resulted in improved financial position. During fiscal year 2015 the District was released from fiscal caution.

Net position of the District's governmental activities increased \$2,105,881. Total governmental expenses of \$11,026,491 were offset by program revenues of \$1,631,746 and general revenues of \$11,500,626. Program revenues supported 14.80% of the total governmental expenses.

The primary sources of revenue for governmental activities are derived from property taxes, income taxes, and unrestricted grants and entitlements. These revenue sources represent 86.94% of total governmental revenue. Real estate property is reappraised every six years.

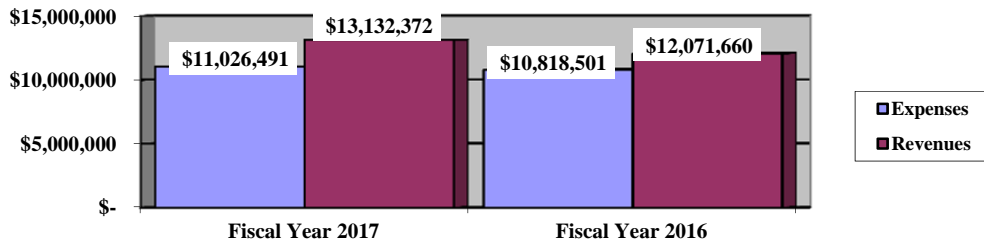
**HILLSDALE LOCAL SCHOOL DISTRICT
ASHLAND COUNTY, OHIO**

MANAGEMENT'S DISCUSSION AND ANALYSIS
FOR THE FISCAL YEAR ENDED JUNE 30, 2017
UNAUDITED
(Continued)

The largest expense of the District is for instructional programs. Instruction expenses totaled \$6,226,360 or 56.47% of total governmental expenses for fiscal 2017. Instructional expenses decreased \$62,703 or 1.01% from fiscal 2016 due to a decrease in the amount the District spent on regular instructional activities.

The graph below presents the District's governmental activities revenue and expenses for fiscal year 2017 and 2016.

Governmental Activities - Revenues and Expenses



The statement of activities shows the cost of program services and the charges for services and grants offsetting those services. The following table shows, for governmental activities, the total cost of services and the net cost of services. That is, it identifies the cost of these services supported by tax revenue and unrestricted State grants and entitlements.

Governmental Activities

	Total Cost of Services <u>2017</u>	Net Cost of Services <u>2017</u>	Total Cost of Services <u>2016</u>	Net Cost of Services <u>2016</u>
Program expenses				
Instruction:				
Regular	\$ 4,441,246	\$ 3,928,595	\$ 4,545,377	\$ 4,125,076
Special	951,469	627,004	951,580	577,434
Vocational	316,535	286,259	279,838	231,229
Other	517,110	517,110	512,268	512,268
Support services:				
Pupil	863,245	726,107	724,981	564,866
Instructional staff	191,741	142,675	186,394	150,551
Board of education	45,594	45,594	67,253	67,253
Administration	870,614	838,821	860,512	823,354
Fiscal	373,761	373,491	328,141	327,871
Operations and maintenance	855,259	854,340	760,323	758,778
Pupil transportation	762,382	732,308	801,015	764,104
Central	4,463	4,463	1,422	1,422
Food service operations	386,470	30,758	398,328	17,911
Operations of non-instructional services	1,695	1,695	2,049	2,049
Extracurricular activities	444,907	285,525	397,584	220,819
Interest and fiscal charges	-	-	1,436	1,436
Total expenses	<u>\$ 11,026,491</u>	<u>\$ 9,394,745</u>	<u>\$ 10,818,501</u>	<u>\$ 9,146,421</u>

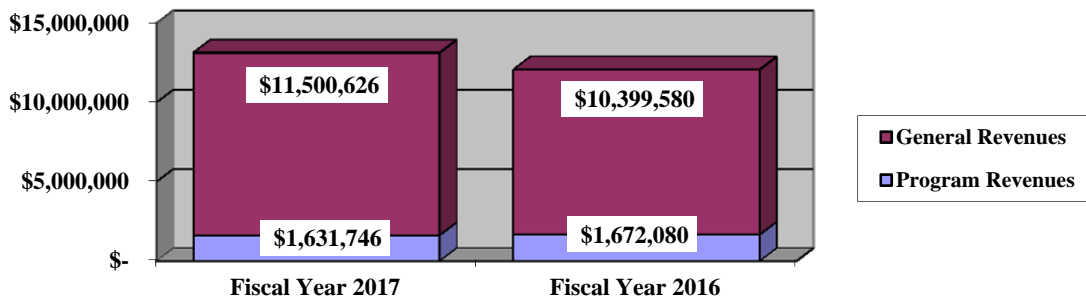
**HILLSDALE LOCAL SCHOOL DISTRICT
ASHLAND COUNTY, OHIO**

MANAGEMENT'S DISCUSSION AND ANALYSIS
FOR THE FISCAL YEAR ENDED JUNE 30, 2017
UNAUDITED
(Continued)

The dependence upon tax and other general revenues for governmental activities is apparent, 86.07% of instruction activities are supported through taxes and other general revenues. For all governmental activities, general revenue support is 85.20%. The District's taxpayers and unrestricted grants and entitlements from the State of Ohio are the primary support for District's students.

The graph below presents the District's governmental activities revenue for fiscal year 2017 and 2016.

Governmental Activities - General and Program Revenues



The District's Funds

The District's governmental funds (as presented on the balance sheet on page 19) reported a combined fund balance of \$5,783,445, which is more than last year's total of \$3,823,160. The schedule below indicates the fund balance and the total change in fund balance as of June 30, 2017 and 2016.

	Fund Balance <u>June 30, 2017</u>	Fund Balance <u>June 30, 2016</u>	<u>Change</u>
General	\$ 5,458,417	\$ 3,488,974	\$ 1,969,443
Other governmental	<u>325,028</u>	<u>334,186</u>	<u>(9,158)</u>
Total	<u>\$ 5,783,445</u>	<u>\$ 3,823,160</u>	<u>\$ 1,960,285</u>

**HILLSDALE LOCAL SCHOOL DISTRICT
ASHLAND COUNTY, OHIO**

MANAGEMENT'S DISCUSSION AND ANALYSIS
FOR THE FISCAL YEAR ENDED JUNE 30, 2017
UNAUDITED
(Continued)

General Fund

The District's general fund's fund balance increased by \$1,969,443 primarily due to the residents of the District passing a 1.25% Earned Income Tax Levy (effective for 10 years) on the November 2013 ballot and an increase in the amount of property taxes available for advance as of June 30, 2017.

The table that follows assists in illustrating the financial activities and fund balance of the general fund.

	<u>2017</u> <u>Amount</u>	<u>2016</u> <u>Amount</u>	<u>Percentage</u> <u>Change</u>
<u>Revenues</u>			
Property taxes	\$ 5,252,516	\$ 4,212,967	24.67 %
Income taxes	1,809,819	1,597,443	13.29 %
Tuition	407,242	334,430	21.77 %
Earnings on investments	28,736	9,110	215.43 %
Intergovernmental	4,371,531	4,399,435	(0.63) %
Other revenues	<u>161,323</u>	<u>184,161</u>	(12.40) %
Total	<u>\$ 12,031,167</u>	<u>\$ 10,737,546</u>	12.05 %
<u>Expenditures</u>			
Instruction	\$ 5,794,100	\$ 5,901,257	(1.82) %
Support services	3,915,848	3,503,677	11.76 %
Operation of non-instructional services	1,695	2,049	(17.28) %
Extracurricular activities	281,031	244,467	14.96 %
Facilities acquisition and construction	69,050	-	-
Debt service	<u>-</u>	<u>1,292</u>	(100.00) %
Total	<u>\$ 10,061,724</u>	<u>\$ 9,652,742</u>	4.24 %

During fiscal year 2014, the District began collecting on the 1.25% Earned Income Tax Levy that was approved by the voters on the November 2013 ballot. The District's collection of income tax revenue increase substantially in 2017 due to the "ramping up" effect of tax collections. The largest revenue item, property taxes, increased greatly in 2017 while intergovernmental revenue remained comparable to fiscal year 2016. The property tax increase was primarily a result of the amount of tax advance available from the county, which fluctuates based on the timing of the tax bills. Other revenues decreased primarily due to decreases in extracurricular fees. Support service expenditures increased primarily due to cost of living increases during fiscal year 2017. Extracurricular expenses increase primarily due to an increase in material and supply purchases. All other revenues and expenditures were comparable to the prior year.

THIS SPACE INTENTIONALLY LEFT BLANK

**HILLSDALE LOCAL SCHOOL DISTRICT
ASHLAND COUNTY, OHIO**

MANAGEMENT'S DISCUSSION AND ANALYSIS
FOR THE FISCAL YEAR ENDED JUNE 30, 2017
UNAUDITED
(Continued)

General Fund Budgeting Highlights

The District's budget is prepared according to Ohio law and is based on accounting for certain transactions on a basis of cash receipts, disbursements and encumbrances. The most significant budgeted fund is the general fund.

During the course of fiscal 2017, the District amended its general fund budget. For the general fund, original budgeted revenues and other financing sources were \$10,901,962 while final budgeted revenues and other financing sources were \$11,106,593. Actual revenues and other financing sources for fiscal 2017 were \$11,254,151. This represents a \$169,046,47,558 increase over final budgeted revenues. This increase is primarily due to the District receiving more income taxes than expected.

General fund original and final budgeted appropriations and other financing uses were both \$12,150,489. The actual budget basis expenditures and other financing uses for fiscal year 2017 totaled \$10,179,917 which was \$1,970,572 less than the final budget appropriations.

Capital Assets and Debt Administration

Capital Assets

At the end of fiscal 2017, the District had \$2,680,040 invested in land, land improvements, buildings and improvements, furniture and equipment, vehicles, infrastructure and textbooks. The entire amount is reported in governmental activities. The following table shows fiscal 2017 balances compared to 2016.

**Capital Assets at June 30
(Net of Depreciation)**

Governmental Activities

	<u>2017</u>	<u>2016</u>
Land	\$ 51,970	\$ 51,970
Land improvements	130,767	135,920
Building and improvements	1,243,682	897,810
Furniture and equipment	740,280	605,973
Vehicles	391,019	329,168
Infrastructure	69,022	84,253
Textbooks	<u>53,300</u>	<u>53,985</u>
Total	<u>\$2,680,040</u>	<u>\$ 2,159,079</u>

Total additions to capital assets for 2017 were \$785,055. Depreciation expense for fiscal 2017 was \$264,094. Overall, capital assets of the District increased \$520,961. See Note 9 to the basic financial statements for additional information on the District's capital assets.

**HILLSDALE LOCAL SCHOOL DISTRICT
ASHLAND COUNTY, OHIO**

MANAGEMENT'S DISCUSSION AND ANALYSIS
FOR THE FISCAL YEAR ENDED JUNE 30, 2017
UNAUDITED
(Continued)

Debt Administration

See Note 10 to the basic financial statements for additional information on the District's debt administration.

Current Financial Related Activities

The District continues to receive strong support from the residents of the District. As the preceding information shows, the District relies heavily on its local property taxpayers. The last new operating levy passed by the residents of the District was in August 1999, with the promise that the revenue generated by a levy would provide sufficient funding for four years. The Board of Education replaced a 7.4 mill operating levy in November 2004 and a 4.8 mill operating levy in November 2005. In November 2006, the Board of Education replaced a 3.0 mills continuing operating levy.

Real estate and personal property tax collections have shown small increases. The unique nature of property taxes in Ohio creates the need to routinely seek voter approval for operating funds. The overall revenue generated by a levy will not increase solely as a result of inflation due to Ohio House Bill 920 (passed in 1976). As an example, a homeowner with a home valued at \$100,000 and taxed at 1.0 mill would pay \$35.00 annually in taxes. If three years later the home was reappraised and increased to \$200,000 (and this inflationary increase in value is comparable to other property owners) the effective tax rate would become .5 mills and the owner would still pay \$35.00.

Thus, school districts dependent upon property taxes are hampered by a lack of revenue growth and must regularly return to the voters to maintain a constant level of service. Property taxes made up 41% of revenues for governmental activities for the Hillsdale Local District in year 2017.

The District has also been affected by increased delinquency rates and changes in the personal property tax structure (utility deregulation) and commercial business/property uncertainties. Management has diligently planned expenses so that the last levy has stretched for the four years it was planned. This has been made increasingly difficult with mandates in rising utility costs, increased special education services required for our students, and significant increases in bus fuel/gas and bus parts/supplies.

The residents of the District passed a 1.25% Ten (10) Year Earned Income Tax Levy on the November 2013 ballot. The Income Tax levy is expected to generate approximately \$1.3 million in school district income tax annually.

Effective July 1, 2017, with the biennial budget we will see a \$26,944 reduction in State revenue and we are anticipating revenue to remain flat. How the legislature plans to fund education programs during a weakened economy remains a concern.

All scenarios require management to plan carefully and prudently to provide the resources to meet student needs over the next several years. The Superintendent of Public Instruction declared the District in a state of fiscal caution effective June 14, 2012. In May 2015 the District was removed from fiscal caution.

In addition, the District's systems of budgeting and internal controls are well regarded. All of the District's financial abilities will be needed to meet the challenges of the future.

**HILLSDALE LOCAL SCHOOL DISTRICT
ASHLAND COUNTY, OHIO**

**MANAGEMENT'S DISCUSSION AND ANALYSIS
FOR THE FISCAL YEAR ENDED JUNE 30, 2017
UNAUDITED
(Continued)**

Contacting the District's Financial Management

This financial report is designed to provide our citizens, taxpayers, investors and creditors with a general overview of the District's finances and to show the District's accountability for the money it receives. If you have questions about this report or need additional financial information, contact the Treasurer at 485 TR 1902, Jeromesville, Ohio, 419-368-8503.

THIS PAGE INTENTIONALLY LEFT BLANK

**HILLSDALE LOCAL SCHOOL DISTRICT
ASHLAND COUNTY, OHIO**

STATEMENT OF NET POSITION
JUNE 30, 2017

	Governmental Activities
Assets:	
Equity in pooled cash and cash equivalents . . .	\$ 4,217,804
Cash with fiscal agent	826,100
Receivables:	
Property taxes	4,778,837
Income taxes	693,507
Accounts	11,661
Accrued interest	1,765
Intergovernmental	72,126
Prepayments	130,277
Materials and supplies inventory	3,755
Inventory held for resale	4,901
Capital assets:	
Nondepreciable capital assets	51,970
Depreciable capital assets, net	2,628,070
Capital assets, net	2,680,040
Total assets	13,420,773
 Deferred outflows of resources:	
Pension - STRS	2,366,977
Pension - SERS	678,777
Total deferred outflows of resources	3,045,754
 Liabilities:	
Accounts payable	8,555
Accrued wages and benefits payable	696,904
Intergovernmental payable	82,405
Pension and postemployment obligation payable . . .	141,020
Claims payable	216,449
Long-term liabilities:	
Due within one year	118,634
Due in more than one year:	
Net pension liability	15,199,144
Other amounts due in more than one year . .	784,867
Total liabilities	17,247,978
 Deferred inflows of resources:	
Property taxes levied for the next fiscal year	2,822,561
Pension - STRS	143,124
Pension - SERS	8,041
Total deferred inflows of resources	2,973,726
 Net position:	
Net investment in capital assets	2,680,040
Restricted for:	
Capital projects	136,606
Locally funded programs	4,231
Student activities	29,860
Other purposes	5,547
Unrestricted (deficit)	(6,611,461)
Total net position (deficit)	\$ (3,755,177)

SEE ACCOMPANYING NOTES TO THE BASIC FINANCIAL STATEMENTS

**HILLSDALE LOCAL SCHOOL DISTRICT
ASHLAND COUNTY, OHIO**

STATEMENT OF ACTIVITIES
FOR THE FISCAL YEAR ENDED JUNE 30, 2017

	Expenses	Program Revenues		Net (Expense) Revenue and Changes in Net Position Governmental Activities
		Charges for Services and Sales	Operating Grants and Contributions	
Governmental activities:				
Instruction:				
Regular	\$ 4,441,246	\$ 480,669	\$ 31,982	\$ (3,928,595)
Special	951,469	21,334	303,131	(627,004)
Vocational	316,535	-	30,276	(286,259)
Other	517,110	-	-	(517,110)
Support services:				
Pupil.	863,245	-	137,138	(726,107)
Instructional staff	191,741	-	49,066	(142,675)
Board of education	45,594	-	-	(45,594)
Administration.	870,614	-	31,793	(838,821)
Fiscal.	373,761	-	270	(373,491)
Operations and maintenance	855,259	919	-	(854,340)
Pupil transportation.	762,382	-	30,074	(732,308)
Central	4,463	-	-	(4,463)
Operation of non-instructional services:				
Other non-instructional services	1,695	-	-	(1,695)
Food service operations	386,470	182,652	173,060	(30,758)
Extracurricular activities.	444,907	159,382	-	(285,525)
Total governmental activities	\$ 11,026,491	\$ 844,956	\$ 786,790	(9,394,745)

General revenues:	
Property taxes levied for:	
General purposes	5,125,428
Capital outlay.	287,777
Income taxes levied for:	
General purposes	1,830,451
Grants and entitlements not restricted to specific programs	4,173,336
Investment earnings	36,146
Miscellaneous	47,488
Total general revenues	11,500,626
Change in net position	2,105,881
Net position (deficit) at beginning of year	(5,861,058)
Net position (deficit) at end of year.	\$ (3,755,177)

SEE ACCOMPANYING NOTES TO THE BASIC FINANCIAL STATEMENTS

**HILLSDALE LOCAL SCHOOL DISTRICT
ASHLAND COUNTY, OHIO**

BALANCE SHEET
GOVERNMENTAL FUNDS
JUNE 30, 2017

	General	Nonmajor Governmental Funds	Total Governmental Funds
Assets:			
Equity in pooled cash and cash equivalents.	\$ 3,912,507	\$ 305,297	\$ 4,217,804
Receivables:			
Property taxes.	4,517,853	260,984	4,778,837
Income taxes.	693,507	-	693,507
Accounts.	10,186	-	10,186
Accrued interest.	1,765	-	1,765
Interfund loans.	23,998	-	23,998
Intergovernmental.	35,232	36,894	72,126
Prepayments.	122,476	7,801	130,277
Materials and supplies inventory.	2,563	1,192	3,755
Inventory held for resale.	-	4,901	4,901
Due from other funds.	28,067	-	28,067
Total assets.	\$ 9,348,154	\$ 617,069	\$ 9,965,223
Liabilities:			
Accounts payable.	\$ 7,568	\$ 987	\$ 8,555
Accrued wages and benefits payable.	659,126	37,778	696,904
Compensated absences payable.	31,352	-	31,352
Intergovernmental payable.	76,820	5,585	82,405
Pension and postemployment obligation payable.	132,417	8,603	141,020
Interfund loans payable.	-	23,998	23,998
Due to other funds.	-	28,067	28,067
Total liabilities.	907,283	105,018	1,012,301
Deferred inflows of resources:			
Property taxes levied for the next fiscal year.	2,668,472	154,089	2,822,561
Delinquent property tax revenue not available.	163,042	9,430	172,472
Income tax revenue not available.	133,537	-	133,537
Intergovernmental revenue not available.	17,403	23,504	40,907
Total deferred inflows of resources.	2,982,454	187,023	3,169,477
Fund balances:			
Nonspendable:			
Materials and supplies inventory.	2,563	1,192	3,755
Prepays.	122,476	7,801	130,277
Restricted:			
Capital improvements.	-	127,176	127,176
Food service operations.	-	14,741	14,741
Other purposes.	-	9,778	9,778
Extracurricular.	-	29,860	29,860
Committed:			
Capital improvements.	-	206,183	206,183
Assigned:			
Student and staff support.	46,359	-	46,359
Subsequent year's appropriations.	1,043,896	-	1,043,896
School supplies.	5,034	-	5,034
Unassigned (deficit).	4,238,089	(71,703)	4,166,386
Total fund balances.	5,458,417	325,028	5,783,445
Total liabilities, deferred inflows and fund balances	\$ 9,348,154	\$ 617,069	\$ 9,965,223

SEE ACCOMPANYING NOTES TO THE BASIC FINANCIAL STATEMENTS

**HILLSDALE LOCAL SCHOOL DISTRICT
ASHLAND COUNTY, OHIO**

RECONCILIATION OF TOTAL GOVERNMENTAL FUND BALANCES TO
NET POSITION OF GOVERNMENTAL ACTIVITIES
JUNE 30, 2017

Total governmental fund balances		\$	5,783,445
<i>Amounts reported for governmental activities on the statement of net position are different because:</i>			
Capital assets used in governmental activities are not financial resources and therefore are not reported in the funds.			2,680,040
Other long-term assets are not available to pay for current-period expenditures and therefore are deferred inflows in the funds.			
Property taxes receivable	\$	172,472	
Income taxes receivable		133,537	
Intergovernmental receivable		40,907	
Total		40,907	346,916
An internal service fund is used by management to charge the costs of insurance to individual funds. The assets and liabilities of the internal service fund are included in governmental activities on the statement of net position.			611,126
Long-term liabilities, including compensated absences, are not due and payable in the current period and therefore are not reported in the funds.			(872,149)
The net pension liability is not due and payable in the current period; therefore, liability and related deferred inflows are not reported in governmental funds.			
Deferred outflows - Pension		3,045,754	
Deferred Inflows - Pension		(15,199,144)	
Net pension liability		(151,165)	
Total		(151,165)	(12,304,555)
Net position (deficit) of governmental activities		\$	(3,755,177)

SEE ACCOMPANYING NOTES TO THE BASIC FINANCIAL STATEMENTS

**HILLSDALE LOCAL SCHOOL DISTRICT
ASHLAND COUNTY, OHIO**

STATEMENT OF REVENUES, EXPENDITURES AND CHANGES IN FUND BALANCES
GOVERNMENTAL FUNDS
FOR THE FISCAL YEAR ENDED JUNE 30, 2017

	General	Nonmajor Governmental Funds	Total Governmental Funds
Revenues:			
From local sources:			
Property taxes	\$ 5,252,516	\$ 295,128	\$ 5,547,644
Income taxes	1,809,819	-	1,809,819
Tuition	407,242	-	407,242
Earnings on investments	28,736	-	28,736
Charges for services	-	182,652	182,652
Extracurricular	27,255	132,127	159,382
Classroom materials and fees	37,374	-	37,374
Rental income	919	-	919
Contributions and donations	11,957	9,100	21,057
Other local revenues	83,818	5,608	89,426
Intergovernmental - intermediate	-	24,030	24,030
Intergovernmental - state	4,351,360	74,052	4,425,412
Intergovernmental - federal	20,171	526,884	547,055
Total revenues	12,031,167	1,249,581	13,280,748
Expenditures:			
Current:			
Instruction:			
Regular	4,153,627	29,951	4,183,578
Special	816,880	135,870	952,750
Vocational	306,683	4,380	311,063
Other	516,910	-	516,910
Support services:			
Pupil	661,643	184,018	845,661
Instructional staff	136,573	52,042	188,615
Board of education	45,098	-	45,098
Administration	835,905	47,099	883,004
Fiscal	349,533	6,857	356,390
Operations and maintenance	1,143,267	62,467	1,205,734
Pupil transportation	739,366	107,393	846,759
Central	4,463	-	4,463
Operation of non-instructional services:			
Other operation of non-instructional	1,695	-	1,695
Food service operations	-	399,218	399,218
Extracurricular activities	281,031	137,819	418,850
Facilities acquisition and construction	69,050	91,625	160,675
Total expenditures	10,061,724	1,258,739	11,320,463
Net change in fund balances	1,969,443	(9,158)	1,960,285
Fund balances at beginning of year	3,488,974	334,186	3,823,160
Fund balances at end of year	\$ 5,458,417	\$ 325,028	\$ 5,783,445

SEE ACCOMPANYING NOTES TO THE BASIC FINANCIAL STATEMENTS

**HILLSDALE LOCAL SCHOOL DISTRICT
ASHLAND COUNTY, OHIO**

RECONCILIATION OF THE STATEMENT OF REVENUES, EXPENDITURES
AND CHANGES IN FUND BALANCES OF GOVERNMENTAL FUNDS
TO THE STATEMENT OF ACTIVITIES
FOR THE FISCAL YEAR ENDED JUNE 30, 2017

Net change in fund balances - total governmental funds	\$	1,960,285
<i>Amounts reported for governmental activities in the statement of activities are different because:</i>		
Governmental funds report capital outlays as expenditures. However, in the statement of activities, the cost of those assets is allocated over their estimated useful lives as depreciation expense.		
Capital asset additions	\$ 785,055	
Current year depreciation	(264,094)	
Total		520,961
Revenues in the statement of activities that do not provide current financial resources are not reported as revenues in the funds.		
Property taxes	(134,439)	
Income taxes	20,632	
Intergovernmental	(41,979)	
Total		(155,786)
Some expenses reported in the statement of activities, such as compensated absences, do not require the use of current financial resources and therefore are not reported as expenditures in governmental funds.		
		(36,332)
An internal service fund used by management to charge the costs of insurance to individual funds is not reported in the district-wide statement of activities. Governmental fund expenditures and the related internal service fund revenues are eliminated. The net revenue (expense) of the internal service fund is allocated among the governmental activities.		
		293,180
Contractually required pension contributions are reported as expenditures in governmental funds; however, the statement of activities reports these amounts as deferred outflows.		
		729,721
Except for amounts reported as deferred inflows/outflows, changes in the net pension liability are reported as pension expense in the statement of activities.		
		(1,206,148)
Change in net position of governmental activities	\$	2,105,881

SEE ACCOMPANYING NOTES TO THE BASIC FINANCIAL STATEMENTS

**HILLSDALE LOCAL SCHOOL DISTRICT
ASHLAND COUNTY, OHIO**

STATEMENT OF REVENUES, EXPENDITURES AND CHANGES IN
FUND BALANCE - BUDGET AND ACTUAL (NON-GAAP BUDGETARY BASIS)
GENERAL FUND
FOR THE FISCAL YEAR ENDED JUNE 30, 2017

	<u>Budgeted Amounts</u>		<u>Actual</u>	<u>Variance with Final Budget Positive (Negative)</u>
	<u>Original</u>	<u>Final</u>		
Revenues:				
From local sources:				
Property taxes	\$ 4,380,348	\$ 4,462,256	\$ 4,452,668	\$ (9,588)
Income taxes	1,630,000	1,662,747	1,780,166	117,419
Tuition	339,100	346,591	407,242	60,651
Earnings on investments	5,000	5,518	28,136	22,618
Extracurricular	32,500	33,001	27,255	(5,746)
Classroom materials and fees	21,000	21,366	19,915	(1,451)
Rental income	800	800	-	(800)
Contributions and donations	5,000	5,107	5,801	694
Other local revenues	8,400	8,835	23,651	14,816
Intergovernmental - state	4,445,586	4,525,605	4,349,967	(175,638)
Intergovernmental - federal	10,000	10,539	7,820	(2,719)
Total revenues	10,877,734	11,082,365	11,102,621	20,256
Expenditures:				
Current:				
Instruction:				
Regular	5,159,350	5,159,350	4,224,339	935,011
Special	969,035	969,035	821,190	147,845
Vocational	365,797	365,797	309,709	56,088
Other	606,706	606,706	516,740	89,966
Support services:				
Pupil	673,776	673,776	675,500	(1,724)
Instructional staff	237,571	237,571	135,378	102,193
Board of education	61,063	61,063	45,175	15,888
Administration	958,184	958,184	824,138	134,046
Fiscal	398,734	398,734	345,163	53,571
Operations and maintenance	1,342,749	1,342,749	1,134,066	208,683
Pupil transportation	993,146	993,146	766,387	226,759
Central	2,566	2,566	4,683	(2,117)
Other operation of non-instructional services	2,583	2,583	1,727	856
Extracurricular activities	310,428	310,428	282,674	27,754
Facilities acquisition and construction	11,301	11,301	69,050	(57,749)
Total expenditures	12,092,989	12,092,989	10,155,919	1,937,070
Excess of revenues over (under) expenditures	(1,215,255)	(1,010,624)	946,702	1,957,326
Other financing sources (uses):				
Refund of prior year's expenditures	-	-	90,813	90,813
Transfers (out)	(2,500)	(2,500)	-	2,500
Advances in	23,728	23,728	60,540	36,812
Advances (out)	(55,000)	(55,000)	(23,998)	31,002
Sale of capital assets	500	500	177	(323)
Total other financing sources (uses)	(33,272)	(33,272)	127,532	160,804
Net change in fund balance	(1,248,527)	(1,043,896)	1,074,234	2,118,130
Fund balance at beginning of year	2,730,334	2,730,334	2,730,334	-
Prior year encumbrances appropriated	84,226	84,226	84,226	-
Fund balance at end of year	\$ 1,566,033	\$ 1,770,664	\$ 3,888,794	\$ 2,118,130

SEE ACCOMPANYING NOTES TO THE BASIC FINANCIAL STATEMENTS

**HILLSDALE LOCAL SCHOOL DISTRICT
ASHLAND COUNTY, OHIO**

STATEMENT OF NET POSITION
PROPRIETARY FUND
JUNE 30, 2017

	<u>Governmental Activities - Internal Service Fund</u>
Assets:	
Current assets:	
Cash with fiscal agent.	\$ 826,100
Receivables:	
Accounts	<u>1,475</u>
Total assets.	<u>827,575</u>
Liabilities:	
Claims payable	<u>216,449</u>
Total liabilities	<u>216,449</u>
Net position:	
Unrestricted.	<u>611,126</u>
Total net position.	<u><u>\$ 611,126</u></u>

SEE ACCOMPANYING NOTES TO THE BASIC FINANCIAL STATEMENTS

**HILLSDALE LOCAL SCHOOL DISTRICT
ASHLAND COUNTY, OHIO**

STATEMENT OF REVENUES, EXPENSES AND
CHANGE IN NET POSITION
PROPRIETARY FUND
FOR THE FISCAL YEAR ENDED JUNE 30, 2017

	Governmental Activities - Internal Service Fund
Operating revenues:	
Sales/charges for services.	\$ 2,330,405
Total operating revenues	<u>2,330,405</u>
Operating expenses:	
Purchased services.	500,492
Claims	<u>1,545,134</u>
Total operating expenses.	<u>2,045,626</u>
Operating income	<u>284,779</u>
Nonoperating revenues:	
Interest revenue	8,401
Total nonoperating revenues.	<u>8,401</u>
Change in net position	293,180
Net position at beginning of year.	<u>317,946</u>
Net position at end of year	<u>\$ 611,126</u>

SEE ACCOMPANYING NOTES TO THE BASIC FINANCIAL STATEMENTS

**HILLSDALE LOCAL SCHOOL DISTRICT
ASHLAND COUNTY, OHIO**

STATEMENT OF CASH FLOWS
PROPRIETARY FUND
FOR THE FISCAL YEAR ENDED JUNE 30, 2017

	Governmental Activities - Internal Service Fund
Cash flows from operating activities:	
Cash received from sales/charges for services	\$ 2,206,428
Cash payments for contractual services	(500,492)
Cash payments for claims	(1,608,992)
	96,944
Net cash provided by operating activities	96,944
Cash flows from investing activities:	
Interest received	7,410
	7,410
Net cash provided by investing activities	7,410
Net change in cash with fiscal agent	104,354
Cash and cash equivalents at beginning of year . . .	721,746
Cash and cash equivalents at end of year	\$ 826,100
Reconciliation of operating income to net cash provided by operating activities:	
Operating income.	\$ 284,779
Changes in assets and liabilities:	
Accounts receivable.	(484)
Unearned revenue	(123,493)
Claims payable	(63,858)
	(251,835)
Net cash provided by operating activities.	\$ 96,944

SEE ACCOMPANYING NOTES TO THE BASIC FINANCIAL STATEMENTS

**HILLSDALE LOCAL SCHOOL DISTRICT
ASHLAND COUNTY, OHIO**

STATEMENT OF FIDUCIARY NET POSITION
FIDUCIARY FUNDS
JUNE 30, 2017

	Private Purpose Trust	
	Scholarship	Agency
Assets:		
Current assets:		
Equity in pooled cash and cash equivalents	\$ 8,500	\$ 52,575
Total assets.	8,500	52,575
Liabilities:		
Due to students.	\$ -	\$ 52,575
Total liabilities	-	52,575
Net position:		
Held in trust for scholarships	8,500	
Total net position.	\$ 8,500	

SEE ACCOMPANYING NOTES TO THE BASIC FINANCIAL STATEMENTS

**HILLSDALE LOCAL SCHOOL DISTRICT
ASHLAND COUNTY, OHIO**

STATEMENT OF CHANGE IN FIDUCIARY NET POSITION
FIDUCIARY FUNDS
FOR THE FISCAL YEAR ENDED JUNE 30, 2017

	Private Purpose Trust
	Scholarship
Additions:	
Interest	\$ 65
Total additions.	65
Change in net position	65
Net position at beginning of year.	8,435
Net position at end of year	\$ 8,500

SEE ACCOMPANYING NOTES TO THE BASIC FINANCIAL STATEMENTS

**HILLSDALE LOCAL SCHOOL DISTRICT
ASHLAND COUNTY, OHIO**

**NOTES TO THE BASIC FINANCIAL STATEMENTS
FOR THE FISCAL YEAR ENDED JUNE 30, 2017**

NOTE 1 - DESCRIPTION OF THE SCHOOL DISTRICT

The Hillsdale Local School District (the "District") was established for the purpose of exercising the rights and privileges conveyed to it by the constitution and laws of the State of Ohio. The District is a local school district as defined by Section 3311.03 of the Ohio Revised Code. The District operates under an elected Board of Education, consisting of five members and is responsible for providing public education to residents of the District.

The District employs 45 non-certified and 66 certified full-time and part-time employees to provide services to 897 students.

NOTE 2 - SUMMARY OF SIGNIFICANT ACCOUNTING POLICIES

The basic financial statements of the District have been prepared in conformity with accounting principles generally accepted in the United States of America (GAAP) as applied to governmental units. The Governmental Accounting Standards Board (GASB) is the accepted standard-setting body for establishing governmental accounting and financial reporting principles. The District's significant accounting policies are described below.

A. Reporting Entity

The reporting entity has been defined in accordance with GASB Statement No. 14, "The Financial Reporting Entity" as amended by GASB Statement No. 39, "Determining Whether Certain Organizations Are Component Units" and GASB Statement No. 61, "The Financial Reporting Entity: Omnibus an amendment of GASB Statements No. 14 and No. 34". The reporting entity is composed of the primary government and component units. The primary government consists of all funds, departments, boards and agencies that are not legally separate from the District. For the District, this includes general operations, food service, and student related activities of the District.

Component units are legally separate organizations for which the District is financially accountable. The District is financially accountable for an organization if the District appoints a voting majority of the organization's Governing Board and (1) the District is able to significantly influence the programs or services performed or provided by the organization; or (2) the District is legally entitled to or can otherwise access the organization's resources; or (3) the District is legally obligated or has otherwise assumed the responsibility to finance the deficits of, or provide financial support to, the organization; or (4) the District is obligated for the debt of the organization. Component units may also include organizations that are fiscally dependent on the District in that the District approves the budget, the issuance of debt or the levying of taxes. Certain organizations are also included as component units if the nature and significance of the relationship between the primary government and the organization is such that exclusion by the primary government would render the primary government's financial statements incomplete or misleading. Based upon the application of these criteria, the District has no component units. The basic financial statements of the reporting entity include only those of the District (the primary government).

**HILLSDALE LOCAL SCHOOL DISTRICT
ASHLAND COUNTY, OHIO**

NOTES TO THE BASIC FINANCIAL STATEMENTS
FOR THE FISCAL YEAR ENDED JUNE 30, 2017
(Continued)

NOTE 2 - SUMMARY OF SIGNIFICANT ACCOUNTING POLICIES - (Continued)

The following organizations are described due to their relationship to the District.

JOINTLY GOVERNED ORGANIZATIONS

Tri-County Computer Service Association

The Tri-County Computer Service Association (TCCSA) is a jointly governed organization comprised of 20 school districts. The jointly governed organization was formed for the purpose of applying modern technology with the aid of computers and other electronic technology for administrative and instructional functions for member school districts. Each of the governments of these school districts supports TCCSA based on a per pupil charge dependent upon the software package utilized. The TCCSA assembly consists of a superintendent or designated representative from each participating school district and a representative from the fiscal agent. TCCSA is governed by a Board of Directors chosen from the general membership of the TCCSA assembly. The Board of Directors consists of a representative from the fiscal agent, the chairman of each operating committee, and at least an assembly member from each county from which participating school districts are located. Financial information can be obtained by contacting the treasurer at Tri-County Educational Services Center, which serves as fiscal agent, located in Wooster, Ohio. During the fiscal year ended June 30, 2017, the District paid \$534,831 to TCCSA.

Ashland County - West Holmes Career Center

The Ashland County-West Holmes Career Center (the "Career Center"), a joint vocational school established by the Ohio Revised Code, is a jointly governed organization providing vocational services to its eleven-member school districts. The Career Center is governed by a board of education comprised of eleven members appointed by the participating schools. The board controls the financial activity of the Career Center and reports to the Ohio Department of Education and the Auditor of the State of Ohio. The Board possesses its own budgetary and taxing authority. Financial information can be obtained by contacting the Career Center treasurer.

INSURANCE PURCHASING POOLS

Jefferson Health Plan

The District is a participant with several other school districts in an insurance purchasing pool to operate the Jefferson Health Plan. The Jefferson Health Plan was formed for the purpose of providing insurance. The Jefferson Health Plan is governed by a Board of Directors consisting of the superintendents and treasurers of the member school districts. The degree of control exercised by any participating school district is limited to its representation on the Board.

Ohio School Boards Association Workers' Compensation Group Rating Program

The District participates in the Ohio School Boards Association (OSBA) Workers' Compensation Group Rating Program (GRP), an insurance purchasing pool. The GRP was established under Section 4123.29 of the Ohio Revised Code. The GRP's business and affairs are conducted by a three-member Board of Directors consisting of the President, the President-Elect and the Immediate Past President of the OSBA. The Executive Director of the OSBA, or his designee, serves as coordinator of the program. Each year, the participating school districts pay an enrollment fee to the GRP to cover the costs of administering the program.

**HILLSDALE LOCAL SCHOOL DISTRICT
ASHLAND COUNTY, OHIO**

NOTES TO THE BASIC FINANCIAL STATEMENTS
FOR THE FISCAL YEAR ENDED JUNE 30, 2017
(Continued)

NOTE 2 - SUMMARY OF SIGNIFICANT ACCOUNTING POLICIES - (Continued)

Ohio School Plan

The District participates in the Ohio School Plan (OSP), an insurance purchasing pool. The OSP is created and organized pursuant to and as authorized by Section 2744.081 of the Ohio Revised Code. The OSP is an unincorporated, non-profit association of its members and an instrumentality for each member for the purpose of enabling members of the OSP to provide for a formalized, joint insurance purchasing program to maintain adequate insurance protection, risk management programs and other administrative services. The OSP's business and affairs are conducted by a fifteen member Board of Directors consisting of school district's superintendents and treasurers, as well as the president of Harcum-Hyre Insurance Agency, Inc. and a partner of the Hylant Group, Inc. Hylant Group, Inc. is the Administrator of the OSP and is responsible for processing claims. Harcum-Hyre Insurance Agency, Inc. is the sales and marketing representative, which establishes agreements between OSP and member schools.

B. Fund Accounting

The District uses funds to maintain its financial records during the year. A fund is defined as a fiscal and accounting entity with a self-balancing set of accounts. There are three categories of funds: governmental, proprietary and fiduciary.

GOVERNMENTAL FUNDS

Governmental funds are those through which most governmental functions typically are financed. Governmental fund reporting focuses on the sources, uses and balances of current financial resources. Expendable assets are assigned to the various governmental funds according to the purposes for which they may or must be used. Current liabilities are assigned to the fund from which they will be paid. The difference between governmental fund assets and deferred outflows and liabilities and deferred inflows is reported as fund balance. The following is the District's major governmental fund:

General fund - The general fund is used to account for and report all financial resources not accounted for and reported in another fund. The general fund balance is available for any purpose provided it is expended or transferred according to the general laws of Ohio.

Other governmental funds of the District are used to account for (a) financial resources that are restricted, committed, or assigned to expenditures for capital outlays including the acquisition or construction of capital facilities and other capital assets, (b) specific revenue sources that are restricted or committed to an expenditure for specified purposes other than debt service or capital projects and (c) financial resources that are restricted, committed, or assigned to expenditure for principal and interest.

PROPRIETARY FUND

Proprietary funds are used to account for the District's ongoing activities which are similar to those often found in the private sector. The District has no enterprise funds. The following is a description of the District's internal service fund:

Internal service fund - The internal service fund is used to account for the financing of goods or services provided by one department or agency to other departments or agencies of the District, or to other governments, on a cost-reimbursement basis. The only internal service fund of the District accounts for a self-insurance program which provides medical benefits to employees.

**HILLSDALE LOCAL SCHOOL DISTRICT
ASHLAND COUNTY, OHIO**

NOTES TO THE BASIC FINANCIAL STATEMENTS
FOR THE FISCAL YEAR ENDED JUNE 30, 2017
(Continued)

NOTE 2 - SUMMARY OF SIGNIFICANT ACCOUNTING POLICIES - (Continued)

FIDUCIARY FUNDS

Fiduciary fund reporting focuses on net position and changes in net position. The fiduciary fund category is split into four classifications: pension trust funds, investment trust funds, private-purpose trust funds and agency funds. Trust funds are used to account for assets held by the District under a trust agreement for individuals, private organizations, or other governments and are therefore not available to support the District's own programs. The District's only trust fund is a private purpose trust fund which accounts for a college scholarship program for students. Agency funds are custodial in nature (assets equal liabilities) and do not involve measurement of results of operations. The District's agency fund accounts for student activities and monies held on-behalf of others.

C. Basis of Presentation and Measurement Focus

Government-wide Financial Statements - The statement of net position and the statement of activities display information about the District as a whole. These statements include the financial activities of the primary government, except for fiduciary funds. Internal service fund operating activity is eliminated to avoid overstatement of revenues and expenses.

The government-wide statement of activities presents a comparison between direct expenses and program revenues for each function or program of the governmental activities of the District. Direct expenses are those that are specifically associated with a service, program or department and therefore clearly identifiable to a particular function. Program revenues include amounts paid by the recipient of goods or services offered by the program and grants and contributions that are restricted to meeting the operational or capital requirements of a particular program. Revenues not classified as program revenues are presented as general revenues of the District.

The government-wide financial statements are prepared using the economic resources measurement focus. All assets and deferred outflows and all liabilities and deferred inflows associated with the operation of the District are included on the statement of net position.

Fund Financial Statements - Fund financial statements report detailed information about the District. The focus of governmental fund financial statements is on major funds rather than reporting funds by type. Each major fund is presented in a separate column, and all nonmajor funds are aggregated into one column. The internal service fund is presented in a single column on the face of the proprietary fund statements. Fiduciary funds are reported by fund type.

All governmental funds are accounted for using a flow of current financial resources measurement focus. With this measurement focus, only current assets and current deferred outflows and current liabilities and current deferred inflows generally are included on the balance sheet. The statement of revenues, expenditures and changes in fund balances reports on the sources (i.e., revenues and other financing sources) and uses (i.e., expenditures and other financing uses) of current financial resources. This approach differs from the manner in which the governmental activities of the government-wide financial statements are prepared. Governmental fund financial statements therefore include a reconciliation with brief explanations to better identify the relationship between the government-wide statements and the statements for governmental funds.

**HILLSDALE LOCAL SCHOOL DISTRICT
ASHLAND COUNTY, OHIO**

NOTES TO THE BASIC FINANCIAL STATEMENTS
FOR THE FISCAL YEAR ENDED JUNE 30, 2017
(Continued)

NOTE 2 - SUMMARY OF SIGNIFICANT ACCOUNTING POLICIES - (Continued)

Like the government-wide statements, the internal service fund is accounted for on a flow of economic resources measurement focus. All assets and deferred outflows and all liabilities and deferred inflows associated with the operation of this fund are included on the statement of fund net position. The statement of changes in fund net position presents increases (i.e., revenues) and decreases (i.e., expenses) in net position. The statement of cash flows provides information about how the District finances and meets the cash flow needs of its proprietary activity.

Proprietary funds distinguish operating revenues and expenses from nonoperating items. Operating revenues and expenses generally result from providing services and producing and delivering goods in connection with a proprietary fund's principal ongoing operation. The principal operating revenue of the District's internal service fund is charges for services. Operating expenses for the internal service fund includes claims and administrative expenses. All revenues and expenses not meeting this definition are reported as nonoperating revenues and expenses.

The private-purpose trust fund is reported using the economic resources measurement focus. The agency funds do not report a measurement focus as they do not report operations.

D. Basis of Accounting

Basis of accounting determines when transactions are recorded in the financial records and reported on the financial statements. Government-wide financial statements are prepared using the accrual basis of accounting. Proprietary and fiduciary funds also use the accrual basis of accounting. Governmental funds use the modified accrual basis of accounting. Differences in the accrual and the modified accrual basis of accounting arise in the recognition of revenue, the recording of deferred revenue, and in the presentation of expenses versus expenditures.

Revenues - Exchange and Nonexchange Transactions - Revenue resulting from exchange transactions, in which each party gives and receives essentially equal value, is recorded on the accrual basis when the exchange takes place. On a modified accrual basis, revenue is recorded in the fiscal year in which the resources are measurable and become available. Available means that the resources will be collected within the current fiscal year or are expected to be collected soon enough thereafter to be used to pay liabilities of the current fiscal year. For the District, available means expected to be received within sixty days of fiscal year end.

Nonexchange transactions, in which the District receives value without directly giving equal value in return, include property taxes, income taxes, grants, entitlements and donations. On an accrual basis, revenue from property taxes is recognized in the fiscal year for which the taxes are levied (See Note 6) and revenue from income taxes is recognized in the year in which the income is earned (See Note 8).

Revenue from grants, entitlements and donations is recognized in the fiscal year in which all eligibility requirements have been satisfied. Eligibility requirements include timing requirements, which specify the year when the resources are required to be used or the fiscal year when use is first permitted, matching requirements, in which the District must provide local resources to be used for a specified purpose, and expenditure requirements, in which the resources are provided to the District on a reimbursement basis. On a modified accrual basis, revenue from nonexchange transactions must also be available before it can be recognized.

Under the modified accrual basis, the following revenue sources are considered to be both measurable and available at fiscal year end: property taxes available as an advance, income taxes, interest, tuition, grants, student fees and rentals.

**HILLSDALE LOCAL SCHOOL DISTRICT
ASHLAND COUNTY, OHIO**

NOTES TO THE BASIC FINANCIAL STATEMENTS
FOR THE FISCAL YEAR ENDED JUNE 30, 2017
(Continued)

NOTE 2 - SUMMARY OF SIGNIFICANT ACCOUNTING POLICIES - (Continued)

Deferred Outflows of Resources and Deferred Inflows of Resources - In addition to assets, the government-wide statement of net position will report a separate section for deferred outflows of resources. Deferred outflows of resources, represents a consumption of net position that applies to a future period and will not be recognized as an outflow of resources (expense/expenditure) until then. For the District, See Note 13 for deferred outflows of resources related the District's net pension liability.

In addition to liabilities, both the government-wide statement of net position and the governmental fund financial statements report a separate section for deferred inflows of resources. Deferred inflows of resources represent an acquisition of net position that applies to a future period and will not be recognized as an inflow of resources (revenue) until that time. For the District, deferred inflows of resources include property taxes and unavailable revenue. Property taxes represent amounts for which there is an enforceable legal claim as of June 30, 2017, but which were levied to finance fiscal year 2018 operations. These amounts have been recorded as a deferred inflow of resources on both the government-wide statement of net position and the governmental fund financial statements. Unavailable revenue is reported only on the governmental funds balance sheet, and represents receivables which will not be collected within the available period. For the District unavailable revenue includes, but is not limited to, delinquent property taxes, income taxes, and intergovernmental grants. These amounts are deferred and recognized as an inflow of resources in the period the amounts become available.

For the District, See Note 12 for deferred inflows of resources related to the District's net pension liability. This deferred inflow of resources is only reported on the government-wide statement of net position.

Expenses/Expenditures - On the accrual basis of accounting, expenses are recognized at the time they are incurred. The entitlement value of donated commodities used during the fiscal year is reported in the statement of revenues, expenditures and changes in fund balances as an expenditure with a like amount reported as intergovernmental revenue.

The measurement focus of governmental fund accounting is on decreases in net financial resources (expenditures) rather than expenses. Expenditures are generally recognized in the accounting period in which the related fund liability is incurred, if measurable. Allocations of cost, such as depreciation and amortization, are not recognized in governmental funds.

E. Budgets

All funds, other than agency funds, are legally required to be budgeted and appropriated. The major documents prepared are the tax budget, the appropriation resolution and the certificate of estimated resources, which are prepared on the budgetary basis of accounting. The tax budget demonstrates a need for existing or increased tax rates. The certificate of estimated resources establishes a limit on the amounts the Board of Education may appropriate. The appropriation resolution is the Board's authorization to spend resources and sets annual limits on expenditures at a level of control selected by the Board. The legal level of budgetary control has been established by the Board of Education at the fund level for all funds. The treasurer has been given the authority to allocate Board appropriations to the function and object levels within each fund. Although the legal level of budgetary control was established at the fund level of expenditures, the District has elected to present the general fund budgetary statement comparison at the fund and function level.

**HILLSDALE LOCAL SCHOOL DISTRICT
ASHLAND COUNTY, OHIO**

NOTES TO THE BASIC FINANCIAL STATEMENTS
FOR THE FISCAL YEAR ENDED JUNE 30, 2017
(Continued)

NOTE 2 - SUMMARY OF SIGNIFICANT ACCOUNTING POLICIES - (Continued)

The certificate of estimated resources may be amended during the year if projected increases or decreases in revenue are identified by the District Treasurer. The amounts reported as the original budgeted amounts in the budgetary statements reflect the amounts in the certificate of estimated resources when the original appropriations were adopted. The amounts reported as the final budgeted amounts in the budgetary statements reflect the amounts in the final certificate of estimated resources in effect when the final appropriations were passed.

The appropriation resolution is subject to amendment by the Board throughout the year with the restriction that appropriations may not exceed estimated revenues. The amounts reported as the original budgeted amounts reflect the first appropriation for that fund that covered the entire fiscal year, including amounts automatically carried over from prior years. The amounts reported as the final budgeted amounts in the budgetary statements reflect the final appropriations passed by the Board during the fiscal year.

F. Cash and Investments

To improve cash management, cash received by the District is pooled. Monies for all funds are maintained in this pool. Individual fund integrity is maintained through the District's records. Each fund's interest in the pool is presented as "equity in pooled cash and cash equivalents" on the basic financial statements.

During fiscal year 2017, investments were limited to investments in the State Treasury Asset Reserve of Ohio (STAR Ohio).

STAR Ohio (the State Treasury Asset Reserve of Ohio), is an investment pool managed by the State Treasurer's Office which allows governments within the State to pool their funds for investment purposes. STAR Ohio is not registered with the SEC as an investment company, but has adopted Governmental Accounting Standards Board (GASB), Statement No. 79, "Certain External Investment Pools and Pool Participants." The District measures its investment in STAR Ohio at the net asset value (NAV) per share provided by STAR Ohio. The NAV per share is calculated on an amortized cost basis that provides an NAV per share that approximates fair value.

For fiscal year 2017, there were no limitations or restrictions on any participant withdrawals due to redemption notice periods, liquidity fees, or redemption gates. However, notice must be given 24 hours in advance of all deposits and withdrawals exceeding \$25 million. STAR Ohio reserves the right to limit the transaction to \$50 million, requiring the excess amount to be transacted the following business day(s), but only to the \$50 million limit. All accounts of the participant will be combined for these purposes.

Under existing Ohio statutes, all investment earnings are assigned to the general fund, unless statutorily required to be credited to a specific fund or by Board resolution. Interest revenue credited to the general fund during fiscal year 2017 amounted to \$28,736, which includes \$3,058 assigned from other District funds.

**HILLSDALE LOCAL SCHOOL DISTRICT
ASHLAND COUNTY, OHIO**

NOTES TO THE BASIC FINANCIAL STATEMENTS
FOR THE FISCAL YEAR ENDED JUNE 30, 2017
(Continued)

NOTE 2 - SUMMARY OF SIGNIFICANT ACCOUNTING POLICIES - (Continued)

For presentation on the basic financial statements, investments of the cash management pool and investments with original maturities of three months or less at the time they are purchased by the District are considered to be cash equivalents. Investments with an initial maturity of more than three months are reported as investments.

An analysis of the District's investment account at year end is provided in Note 4.

G. Inventory

On government-wide and fund financial statements, purchased inventories are presented at the lower of cost or market and donated commodities are presented at their entitlement value. Inventories are recorded on a first-in, first-out basis and are expensed when used. Inventories are accounted for using the consumption method.

Inventory consists of expendable supplies held for consumption. Inventory held for resale consists of donated food and purchased food.

H. Capital Assets

General capital assets are those assets not specifically related to activities reported in the proprietary fund. These assets generally result from expenditures in the governmental funds. These assets are reported in the governmental activities column of the government-wide statement of net position, but are not reported in the fund financial statements.

All capital assets are capitalized at cost (or estimated historical cost) and updated for additions and retirements during the year. Donated capital assets are recorded at their acquisition values as of the date received. The District maintains a capitalization threshold of \$3,000. Improvements are capitalized; the costs of normal maintenance and repairs that do not add to the value of the asset or materially extend an asset's life are not.

All reported capital assets except land are depreciated. Improvements are depreciated over the remaining useful lives of the related capital assets.

Depreciation is computed using the straight-line method over the following useful lives:

<u>Description</u>	<u>Governmental Activities Estimated Lives</u>
Land improvements	5 - 50 years
Buildings and improvements	5 - 50 years
Furniture and equipment	5 - 20 years
Vehicles	6 - 20 years
Infrastructure	5 - 50 years
Textbooks	20 years

**HILLSDALE LOCAL SCHOOL DISTRICT
ASHLAND COUNTY, OHIO**

NOTES TO THE BASIC FINANCIAL STATEMENTS
FOR THE FISCAL YEAR ENDED JUNE 30, 2017
(Continued)

NOTE 2 - SUMMARY OF SIGNIFICANT ACCOUNTING POLICIES - (Continued)

I. Interfund Balances

On fund financial statements, receivables and payables resulting from short-term interfund loans are classified as “interfund receivables/payables”. These amounts are eliminated in the governmental activities column on the statement of net position.

J. Compensated Absences

Vacation benefits are accrued as a liability as the benefits are earned if the employees’ rights to receive compensation are attributable to services already rendered and it is probable that the employer will compensate the employees for the benefits through paid time off or some other means.

Sick leave benefits are accrued as a liability using the termination method. An accrual for earned sick leave is made to the extent that it is probable that benefits will result in termination payments. The liability is an estimate based on the District’s past experience of making termination payments.

The entire compensated absence liability is reported on the government-wide financial statements.

For governmental fund financial statements, the current portion of unpaid compensated absences is the amount expected to be paid using expendable available resources. These amounts are recorded in the account “compensated absences payable” in the fund from which the employees who have accumulated unpaid leave are paid. The noncurrent portion of the liability is not reported.

K. Accrued Liabilities and Long-Term Obligations

All payables, accrued liabilities and long-term obligations are reported in the government-wide financial statements, and all payables, accrued liabilities and long-term obligations payable from the internal service fund are reported on the proprietary fund financial statements.

In general, governmental fund payables and accrued liabilities that, once incurred, are paid in a timely manner and in full from current financial resources are reported as obligations of the funds. However, claims and judgments and compensated absences that will be paid from governmental funds are reported as a liability in the fund financial statements only to the extent that they are due for payment during the current year. Bonds and notes are recognized as a liability on the fund financial statements when due.

L. Fund Balance

Fund balance is divided into five classifications based primarily on the extent to which the District is bound to observe constraints imposed upon the use of the resources in the governmental funds. The classifications are as follows:

Nonspendable - The nonspendable fund balance classification includes amounts that cannot be spent because they are not in spendable form or legally required to be maintained intact. The “not in spendable form” criterion includes items that are not expected to be converted to cash. It also includes the long-term amount of loans receivable.

**HILLSDALE LOCAL SCHOOL DISTRICT
ASHLAND COUNTY, OHIO**

NOTES TO THE BASIC FINANCIAL STATEMENTS
FOR THE FISCAL YEAR ENDED JUNE 30, 2017
(Continued)

NOTE 2 - SUMMARY OF SIGNIFICANT ACCOUNTING POLICIES - (Continued)

Restricted - Fund balance is reported as restricted when constraints are placed on the use of resources that are either externally imposed by creditors (such as through debt covenants), grantors, contributors, or laws or regulations of other governments, or imposed by law through constitutional provisions or enabling legislation.

Committed - The committed fund balance classification includes amounts that can be used only for the specific purposes imposed by a formal action (resolution) of the District Board of Education (the highest level of decision making authority). Those committed amounts cannot be used for any other purpose unless the District Board of Education removes or changes the specified use by taking the same type of action (resolution) it employed to previously commit those amounts. Committed fund balance also incorporates contractual obligations to the extent that existing resources in the fund have been specifically committed for use in satisfying those contractual requirements.

Assigned - Amounts in the assigned fund balance classification are intended to be used by the District for specific purposes but do not meet the criteria to be classified as restricted nor committed. In governmental funds other than the general fund, assigned fund balance represents the remaining amount that is not restricted or committed. In the general fund, assigned amounts represent intended uses established by policies of the District Board of Education, which includes giving the Treasurer the authority to constrain monies for intended purposes.

Unassigned - Unassigned fund balance is the residual classification for the general fund and includes all spendable amounts not contained in the other classifications. In other governmental funds, the unassigned classification is only used to report a deficit fund balance resulting from overspending for specific purposes for which amounts had been restricted, committed, or assigned.

The District applies restricted resources first when expenditures are incurred for purposes for which restricted and unrestricted (committed, assigned, and unassigned) fund balance is available. Similarly, within unrestricted fund balance, committed amounts are reduced first followed by assigned, and then unassigned amounts when expenditures are incurred for purposes for which amounts in any of the unrestricted fund balance classifications could be used.

M. Net Position

Net position represents the difference between assets and deferred outflows and liabilities and deferred inflows. The net position component "net investment in capital assets," consists of capital assets, net of accumulated depreciation, reduced by the outstanding balances of any borrowing used for the acquisition, construction or improvement of those assets. Deferred outflows of resources and deferred inflows of resources that are attributable to the acquisition, construction or improvement of those assets or related debt also should be included in this component of net position. Net position is reported as restricted when there are limitations imposed on its use either through the enabling legislation adopted by the District or through external restrictions imposed by creditors, grantors or laws or regulations of other governments. The amount restricted for other purposes represents amounts restricted for food service.

The District applies restricted resources first when an expense is incurred for purposes for which both restricted and unrestricted net position is available.

**HILLSDALE LOCAL SCHOOL DISTRICT
ASHLAND COUNTY, OHIO**

NOTES TO THE BASIC FINANCIAL STATEMENTS
FOR THE FISCAL YEAR ENDED JUNE 30, 2017
(Continued)

NOTE 2 - SUMMARY OF SIGNIFICANT ACCOUNTING POLICIES - (Continued)

N. Prepayments

Certain payments to vendors reflect the costs applicable to future accounting periods and are recorded as prepaid items in both government-wide and fund financial statements. These items are reported as assets on the net position statement/balance sheet using the consumption method. A current asset for the prepaid amounts is recorded at the time of the purchase and the expenditure/expense is reported in the year in which services are consumed.

O. Estimates

The preparation of the basic financial statements in conformity with GAAP requires management to make estimates and assumptions that affect the amounts reported in the basic financial statements and accompanying notes. Actual results may differ from those estimates.

P. Interfund Activity

Exchange transactions between funds are reported as revenues in the seller funds and as expenditures/expenses in the purchaser funds. Flows of cash or goods from one fund to another without a requirement for repayment are reported as interfund transfers. Interfund transfers are reported as other financing sources/uses in governmental funds and after nonoperating revenues/expenses in the proprietary fund. Repayments from funds responsible for particular expenditures/expenses to the funds that initially paid for them are not presented on the basic financial statements.

Q. Restricted Assets

Assets are reported as restricted when limitations on their use change the normal understanding of the availability of the asset. Such constraints are either imposed by creditors, contributors, grantors, or laws of other governments or imposed by enabling legislation. The District had no restricted assets at June 30, 2017.

R. Pensions

For purposes of measuring the net pension liability, deferred outflows of resources and deferred inflows of resources related to pensions, and pension expense, information about the fiduciary net position of the pension plans and additions to/deductions from their fiduciary net position have been determined on the same basis as they are reported by the pension systems. For this purpose, benefit payments (including refunds of employee contributions) are recognized when due and payable in accordance with the benefit terms. The pension systems report investments at fair value.

S. Extraordinary and Special Items

Extraordinary items are transactions or events that are both unusual in nature and infrequent in occurrence. Special items are transactions or events that are within the control of the Board of Education and that are either unusual in nature or infrequent in occurrence. Neither type of transaction occurred during fiscal year 2017.

**HILLSDALE LOCAL SCHOOL DISTRICT
ASHLAND COUNTY, OHIO**

NOTES TO THE BASIC FINANCIAL STATEMENTS
FOR THE FISCAL YEAR ENDED JUNE 30, 2017
(Continued)

NOTE 3 - ACCOUNTABILITY AND COMPLIANCE

A. Change in Accounting Principles

For fiscal year 2017, the District has implemented GASB Statement No. 77, “*Tax Abatement Disclosures*”, GASB Statement No. 78, “*Pensions Provided Through Certain Multiple-Employer Defined Benefit Pension Plans*”, GASB Statement No. 80, “*Blending Requirements for Certain Component Units - An Amendment of GASB Statement No. 14*” and GASB Statement No. 82, “*Pension Issues - An Amendment of GASB Statements No. 67, No. 68 and No. 73*”.

GASB Statement No. 77 requires governments that enter into tax abatement agreements to disclose certain information about the agreement. GASB Statement No. 77 also requires disclosures related to tax abatement agreements that have been entered into by other governments that reduce the reporting government’s tax revenues. The implementation of GASB Statement No. 77 did not have an effect on the financial statements of the District.

GASB Statement No. 78 establishes accounting and financial reporting standards for defined benefit pensions provided to the employees of state or local governmental employers through a cost-sharing multiple-employer defined benefit pension plan (cost-sharing pension plan) that meets the criteria in paragraph 4 of Statement 68 and that (a) is not a state or local governmental pension plan, (b) is used to provide defined benefit pensions both to employees of state or local governmental employers and to employees of employers that are not state or local governmental employers, and (c) has no predominant state or local governmental employer (either individually or collectively with other state or local governmental employers that provide pensions through the pension plan). The implementation of GASB Statement No. 78 did not have an effect on the financial statements of the District.

GASB Statement No. 80 improves the financial reporting by clarifying the financial statement presentation requirements for certain component units. This Statement applies to component units that are organized as not-for-profit corporations in which the primary government is the sole corporate member. The implementation of GASB Statement No. 80 did not have an effect on the financial statements of the District.

GASB Statement No. 82 addresses issues regarding (1) the presentation of payroll-related measures in required supplementary information, (2) the selection of assumptions and the treatment of deviations from the guidance in an Actuarial Standard of Practice for financial reporting purposes, and (3) the classification of payments made by employers to satisfy employee (plan member) contribution requirements. The implementation of GASB Statement No. 82 did not have an effect on the financial statements of the District.

**HILLSDALE LOCAL SCHOOL DISTRICT
ASHLAND COUNTY, OHIO**

NOTES TO THE BASIC FINANCIAL STATEMENTS
FOR THE FISCAL YEAR ENDED JUNE 30, 2017
(Continued)

NOTE 3 - ACCOUNTABILITY AND COMPLIANCE - (Continued)

B. Deficit Fund Balances

Fund balances at June 30, 2017 included the following individual fund deficits:

<u>Nonmajor funds</u>	<u>Deficit</u>
School improvement models	860
IDEA Part-B	47,729
Title I	14,078
Improving teacher quality	43

The general fund is liable for any deficit in these funds and provides transfers when cash is required, not when accruals occur. The deficit fund balances resulted from adjustments for accrued liabilities.

NOTE 4 - DEPOSITS AND INVESTMENTS

State statutes classify monies held by the District into three categories.

Active deposits are public deposits necessary to meet current demands on the treasury. Such monies must be maintained either as cash in the District treasury, in commercial accounts payable or withdrawable on demand, including negotiable order of withdrawal (NOW) accounts, or in money market deposit accounts.

Inactive deposits are public deposits that the Board of Education has identified as not required for use within the current five year period of designation of depositories. Inactive deposits must either be evidenced by certificates of deposit maturing not later than the end of the current period of designation of depositories, or by savings or deposit accounts including, but not limited to, passbook accounts.

Interim deposits are deposits of interim monies. Interim monies are those monies which are not needed for immediate use, but which will be needed before the end of the current period of designation of depositories. Interim deposits must be evidenced by time certificates of deposit maturing not more than one year from the date of deposit or by savings or deposit accounts including passbook accounts.

Interim monies may be deposited or invested in the following securities:

1. United States Treasury Notes, Bills, Bonds, or any other obligation or security issued by the United States Treasury or any other obligation guaranteed as to principal and interest by the United States;
2. Bonds, notes, debentures, or any other obligations or securities issued by any federal government agency or instrumentality, including, but not limited to, the Federal National Mortgage Association, Federal Home Loan Bank, Federal Farm Credit Bank, Federal Home Loan Mortgage Corporation, Government National Mortgage Association, and Student Loan Marketing Association. All federal agency securities shall be direct issuances of federal government agencies or instrumentalities;
3. Written repurchase agreements in the securities listed above provided that the market value of the securities subject to the repurchase agreement must exceed the principal value of the agreement by at least two percent and be marked to market daily, and that the term of the agreement must not exceed thirty days;

**HILLSDALE LOCAL SCHOOL DISTRICT
ASHLAND COUNTY, OHIO**

NOTES TO THE BASIC FINANCIAL STATEMENTS
FOR THE FISCAL YEAR ENDED JUNE 30, 2017
(Continued)

NOTE 4 - DEPOSITS AND INVESTMENTS - (Continued)

4. Bonds and other obligations of the State of Ohio;
5. No-load money market mutual funds consisting exclusively of obligations described in items (1) and (2) above and repurchase agreements secured by such obligations, provided that investments in securities described in this division are made only through eligible institutions;
6. The State Treasurer's investment pool (STAR Ohio);
7. Certain banker's acceptance and commercial paper notes for a period not to exceed one hundred eighty days from the purchase date in an amount not to exceed twenty-five percent of the interim monies available for investment at any one time; and,
8. Under limited circumstances, corporate debt interests rated in either of the two highest classifications by at least two nationally recognized rating agencies.

Protection of the District's deposits is provided by the Federal Deposit Insurance Corporation (FDIC), by eligible securities pledged by the financial institution as security for repayment, by surety company bonds deposited with the Treasurer by the financial institution or by a single collateral pool established by the financial institution to secure the repayment of all public monies deposited with the institution.

Investments in stripped principal or interest obligations reverse repurchase agreements and derivatives are prohibited. The issuance of taxable notes for the purpose of arbitrage, the use of leverage and short selling are also prohibited. An investment must mature within five years from the date of purchase unless matched to a specific obligation or debt of the District, and must be purchased with the expectation that it will be held to maturity. Investments may only be made through specified dealers and institutions. Payment for investments may be made only upon delivery of the securities representing the investments to the Treasurer or, if the securities are not represented by a certificate, upon receipt of confirmation of transfer from the custodian.

A. Cash on Hand

At fiscal year end, the District had \$157 in undeposited cash on hand which is included on the financial statements of the District as part of "equity in pooled cash and cash equivalents".

B. Cash with Fiscal Agent

The District is self-insured through a fiscal agent (See Note 11.D.). The money held by the fiscal agent cannot be identified as an investment or deposit, since it is held in a pool made up of numerous participants. The amount held by the fiscal agent at June 30, 2017 was \$826,100. This represents the balance of the District's employee benefit self-insurance fund. This amount is not included in the "deposits" or "investments" reported below.

C. Deposits with Financial Institutions

At June 30, 2017, the carrying amount of all District deposits was \$166,794. Based on the criteria described in GASB Statement No. 40, "Deposits and Investment Risk Disclosures", as of June 30, 2017, \$190,608 of the District's bank balance of \$440,608 was exposed to custodial risk as discussed below, while \$250,000 was covered by the FDIC.

**HILLSDALE LOCAL SCHOOL DISTRICT
ASHLAND COUNTY, OHIO**

NOTES TO THE BASIC FINANCIAL STATEMENTS
FOR THE FISCAL YEAR ENDED JUNE 30, 2017
(Continued)

NOTE 4 - DEPOSITS AND INVESTMENTS - (Continued)

Custodial credit risk is the risk that, in the event of bank failure, the District's deposits may not be returned. All deposits are collateralized with eligible securities in amounts equal to at least 105% of the carrying value of the deposits. Such collateral, as permitted by the Ohio Revised Code, is held in single financial institution collateral pools at Federal Reserve Banks, or at member banks of the federal reserve system, in the name of the respective depository bank and pledged as a pool of collateral against all of the public deposits it holds or as specific collateral held at the Federal Reserve Bank in the name of the District. The District has no deposit policy for custodial credit risk beyond the requirements of State statute. Although the securities were held by the pledging institutions' trust department and all statutory requirements for the deposit of money had been followed, noncompliance with federal requirements could potentially subject the District to a successful claim by the FDIC.

D. Investments

As of June 30, 2017, the District had the following investment and maturity:

<u>Investment/measurement type</u>	<u>Measurement Value</u>	<u>Investment Maturity</u> 6 months or less
Amortized cost:		
STAR Ohio	\$ 4,111,928	\$ 4,111,928

Interest Rate Risk: As a means of limiting its exposure to fair value losses arising from rising interest rates and according to State law, the District's investment policy limits investment portfolio maturities to five years or less.

Credit Risk: STAR Ohio carries a rating of AAAM by Standard & Poor's. Ohio law requires that STAR Ohio maintain the highest rating provided by at least one nationally recognized standard rating service. The District's investment policy does not specifically address credit risk beyond requiring the District to only invest in securities authorized by State statute.

Concentration of Credit Risk: The District places no limit on the amount that may be invested in any one issuer. The following table includes the percentage of each investment type held by the District at June 30, 2017:

<u>Investment/measurement type</u>	<u>Measurement Value</u>	<u>% to Total</u>
Amortized cost:		
STAR Ohio	\$ 4,111,928	100.00

**HILLSDALE LOCAL SCHOOL DISTRICT
ASHLAND COUNTY, OHIO**

NOTES TO THE BASIC FINANCIAL STATEMENTS
FOR THE FISCAL YEAR ENDED JUNE 30, 2017
(Continued)

NOTE 4 - DEPOSITS AND INVESTMENTS - (Continued)

E. Reconciliation of Cash and Investments to the Statement of Net Position

The following is a reconciliation of cash and investments as reported in the note above to cash and investments as reported on the statement of net position as of June 30, 2017:

<u>Cash and investments per note</u>	
Carrying amount of deposits	\$ 166,794
Investments	4,111,928
Cash with fiscal agent	826,100
Cash on hand	<u>157</u>
Total	<u>\$ 5,104,979</u>
<u>Cash and investments per statement of net position</u>	
Governmental activities	\$ 5,043,904
Private-purpose trust fund	8,500
Agency fund	<u>52,575</u>
Total	<u>\$ 5,104,979</u>

NOTE 5 - INTERFUND TRANSACTIONS

- A.** Interfund balances at June 30, 2017 as reported on the fund statements, consist of the following individual interfund loans receivable and payable:

<u>Receivable fund</u>	<u>Payable fund</u>	<u>Amount</u>
General fund	Nonmajor governmental funds	<u>\$ 23,998</u>

The primary purpose of the interfund balance is to cover costs in specific funds where revenues were not received by June 30. The interfund balances will be repaid once the anticipated revenues are received. The interfund balance is expected to be repaid within one year. Interfund balances between governmental funds are eliminated on the government-wide financial statements.

- B.** Interfund balances at June 30, 2017 as reported on the fund statements, consist of the following amounts due to/from other funds:

<u>Receivable Fund</u>	<u>Payable Fund</u>	<u>Amount</u>
General	Nonmajor governmental funds	<u>\$ 28,067</u>

The primary purpose of the interfund balances is to cover negative cash balances in specific funds where revenues were not received by June 30. These interfund balances will be repaid once the anticipated revenues are received. All interfund balances are expected to be repaid within one year.

Interfund balances between governmental funds are eliminated on the government-wide financial statements; therefore, no internal balances at June 30, 2017 are reported on the statement of net position.

**HILLSDALE LOCAL SCHOOL DISTRICT
ASHLAND COUNTY, OHIO**

**NOTES TO THE BASIC FINANCIAL STATEMENTS
FOR THE FISCAL YEAR ENDED JUNE 30, 2017
(Continued)**

NOTE 6 - PROPERTY TAXES

Property taxes are levied and assessed on a calendar year basis while the District fiscal year runs from July through June. First half tax collections are received by the District in the second half of the fiscal year. Second half tax distributions occur in the first half of the following fiscal year.

Property taxes include amounts levied against all real property and public utility property. Real property tax revenues received in calendar year 2017 represent the collection of calendar year 2016 taxes. Real property taxes received in calendar year 2017 were levied after April 1, 2016, on the assessed values as of January 1, 2016, the lien date. Assessed values for real property taxes are established by State statute at 35 percent of appraised market value. Real property taxes are payable annually or semiannually. If paid annually, payment is due December 31; if paid semiannually, the first payment is due December 31, with the remainder payable by June 20. Under certain circumstances, State statute permits alternate payment dates to be established. Public utility property tax revenues received in calendar year 2017 represent the collection of calendar year 2016 taxes. Public utility real and personal property taxes received in calendar year 2017 became a lien on

December 31, 2015, were levied after April 1, 2016, and are collected with real property taxes. Public utility real property is assessed at 35 percent of true value; public utility tangible personal property is currently assessed at varying percentages of true value.

The District receives property taxes from Ashland County. The County Auditor periodically advances to the District its portion of the taxes collected. Second-half real property tax payments collected by the County by June 30, 2017, are available to finance fiscal year 2017 operations. The amount available as an advance at June 30, 2017 was \$1,686,339 in the general fund, and \$97,465 in the permanent improvement fund (a nonmajor governmental fund). This amount is recorded as revenue. The amount available for advance at June 30, 2016 was \$886,491 in the general fund and \$51,276 in the permanent improvement fund (a nonmajor governmental fund). The amount of second-half real property taxes available for advance at fiscal year-end can vary based on the date the tax bills are sent.

Accrued property taxes receivable includes real property, public utility property and delinquent tangible personal property taxes which are measurable as of June 30, 2017 and for which there is an enforceable legal claim. Although total property tax collections for the next fiscal year are measurable, only the amount of real property taxes available as an advance at June 30 was levied to finance current fiscal year operations and is reported as revenue at fiscal year-end. The portion of the receivable not levied to finance current fiscal year operations is offset by a credit to deferred inflows.

On the accrual basis of accounting, collectible delinquent property taxes have been recorded as a receivable and revenue, while on a modified accrual basis of accounting the revenue has been reported as a deferred inflow.

**HILLSDALE LOCAL SCHOOL DISTRICT
ASHLAND COUNTY, OHIO**

NOTES TO THE BASIC FINANCIAL STATEMENTS
FOR THE FISCAL YEAR ENDED JUNE 30, 2017
(Continued)

NOTE 6 - PROPERTY TAXES – (Continued)

The assessed values upon which the fiscal year 2017 taxes were collected are:

	2016 Second Half Collections		2017 First Half Collections	
	<u>Amount</u>	<u>Percent</u>	<u>Amount</u>	<u>Percent</u>
Agricultural/residential and other real estate	\$ 146,998,390	88.00	\$ 147,732,210	87.72
Public utility personal	<u>20,044,410</u>	<u>12.00</u>	<u>20,687,960</u>	<u>12.28</u>
Total	<u>\$ 167,042,800</u>	<u>100.00</u>	<u>\$ 168,420,170</u>	<u>100.00</u>
Tax rate per \$1,000 of assessed valuation	\$50.60		\$50.60	

NOTE 7 - RECEIVABLES

Receivables at June 30, 2017 consisted of property taxes, income taxes, accounts (billings for user charged services and student fees), accrued interest, and intergovernmental grants and entitlements. All receivables are considered collectible in full due to the ability to foreclose for the nonpayment of taxes, the stable condition of State programs and the current year guarantee of federal funds. A list of the receivables on the statement of net position follows:

Governmental activities:

Property taxes	\$ 4,778,837
Income taxes	693,507
Accounts	11,661
Accrued interest	1,765
Intergovernmental	<u>72,126</u>
Total	<u>\$ 5,557,896</u>

Receivables have been disaggregated on the face of the basic financial statements. All receivables are expected to be collected within the subsequent year.

NOTE 8 - INCOME TAXES

On the November 2013 ballot, the residents of the District approved a 1.25% Earned Income Tax Levy effective until 2023. The voted income tax will apply to income on residents and on estates and will be used for general operations of the District. Employers of residents are required to withhold income tax on employee compensation and then remit that income tax to the State, and taxpayers are required to file an annual return. The State makes quarterly distributions to the District after withholding amounts for administrative fees and estimated refunds. Income tax revenue is credited to the general fund in the amount of \$1,809,819 for fiscal year 2017.

**HILLSDALE LOCAL SCHOOL DISTRICT
ASHLAND COUNTY, OHIO**

NOTES TO THE BASIC FINANCIAL STATEMENTS
FOR THE FISCAL YEAR ENDED JUNE 30, 2017
(Continued)

NOTE 9 - CAPITAL ASSETS

Capital asset activity for the fiscal year ended June 30, 2017, was as follows:

Governmental activities:	<u>Balance</u> <u>June 30, 2016</u>	<u>Additions</u>	<u>Disposals</u>	<u>Balance</u> <u>June 30, 2017</u>
<i>Capital assets, not being depreciated:</i>				
Land	\$ 51,970	\$ -	\$ -	\$ 51,970
Total capital assets, not being depreciated	<u>51,970</u>	<u>-</u>	<u>-</u>	<u>51,970</u>
<i>Capital assets, being depreciated:</i>				
Land improvements	321,761	-	-	321,761
Buildings and improvements	2,992,992	420,968	-	3,413,960
Furniture and equipment	1,570,365	208,235	-	1,778,600
Vehicles	1,151,478	155,852	-	1,307,330
Infrastructure	106,792	-	-	106,792
Textbooks	546,685	-	-	546,685
Total capital assets, being depreciated	<u>6,690,073</u>	<u>785,055</u>	<u>-</u>	<u>7,475,128</u>
<i>Less: accumulated depreciation:</i>				
Land improvements	(185,841)	(5,153)	-	(190,994)
Buildings and improvements	(2,095,182)	(75,096)	-	(2,170,278)
Furniture and equipment	(964,392)	(73,928)	-	(1,038,320)
Vehicles	(822,310)	(94,001)	-	(916,311)
Infrastructure	(22,539)	(15,231)	-	(37,770)
Textbooks	(492,700)	(685)	-	(493,385)
Total accumulated depreciation	<u>(4,582,964)</u>	<u>(264,094)</u>	<u>-</u>	<u>(4,847,058)</u>
Governmental activities capital assets, net	<u>\$ 2,159,079</u>	<u>\$ 520,961</u>	<u>\$ -</u>	<u>\$ 2,680,040</u>

Depreciation expense was charged to governmental functions as follows:

<u>Instruction:</u>	
Regular	\$ 129,868
Special	1,082
Vocational	10,303
<u>Support services:</u>	
Pupil	731
Administration	198
Fiscal	2,738
Operations and maintenance	9,712
Pupil transportation	91,386
Food service operations	3,218
Extracurricular	<u>14,858</u>
Total depreciation expense	<u>\$ 264,094</u>

**HILLSDALE LOCAL SCHOOL DISTRICT
ASHLAND COUNTY, OHIO**

NOTES TO THE BASIC FINANCIAL STATEMENTS
FOR THE FISCAL YEAR ENDED JUNE 30, 2017
(Continued)

NOTE 10 - LONG-TERM OBLIGATIONS

- A. During the fiscal year 2017, the following changes occurred in governmental activities long-term obligations.

	Balance Outstanding <u>June 30, 2016</u>	<u>Additions</u>	<u>Reductions</u>	Balance Outstanding <u>June 30, 2017</u>	Amounts Due in <u>One Year</u>
Net pension liability	\$ 12,021,319	\$ 3,177,825	\$ -	\$ 15,199,144	\$ -
Compensated absences	<u>870,937</u>	<u>94,153</u>	<u>(61,589)</u>	<u>903,501</u>	<u>118,634</u>
Total governmental activities	<u>\$ 12,892,256</u>	<u>\$ 3,271,978</u>	<u>\$ (61,589)</u>	<u>\$ 16,102,645</u>	<u>\$ 118,634</u>

Compensated absences will be paid from the fund which the employees' salaries are paid which, for the District is the general fund.

B. Legal Debt Margin

The Ohio Revised Code provides that voted net general obligation debt of the District shall never exceed 9% of the total assessed valuation of the District. The code further provides that unvoted indebtedness shall not exceed 1/10 of 1% of the property valuation of the District. The code additionally states that unvoted indebtedness related to energy conservation debt shall not exceed 9/10 of 1% of the property valuation of the District. The assessed valuation used in determining the District's legal debt margin has been modified by House Bill 530 which became effective March 30, 2006. In accordance with House Bill 530, the assessed valuation used in the District's legal debt margin calculation excluded tangible personal property used in business, telephone or telegraph property, interexchange telecommunications company property, and personal property owned or leased by a railroad company and used in railroad operations. The effects of these debt limitations at June 30, 2017, are a voted debt margin of \$15,157,815 and an unvoted debt margin of \$168,420.

NOTE 11 - RISK MANAGEMENT

A. Comprehensive

The District is exposed to various risks of loss related to torts; theft of, damage to, and destruction of assets; errors and omissions; injuries to employees; and natural disasters. During fiscal year 2017, the District contracted for the following insurance coverage.

Coverage provided by the Ohio School Plan is as follows:

General Liability	
General Aggregate Limit	\$ 7,000,000
Blanket Property (\$1,000 deductible)	37,051,611
Vehicle Liability	5,000,000
Uninsured/Underinsured Motorists	1,000,000

Settled claims have not exceeded this commercial coverage in any of the past three years, and there has been no significant reduction in insurance coverage from the prior fiscal year.

**HILLSDALE LOCAL SCHOOL DISTRICT
ASHLAND COUNTY, OHIO**

NOTES TO THE BASIC FINANCIAL STATEMENTS
FOR THE FISCAL YEAR ENDED JUNE 30, 2017
(Continued)

NOTE 11 - RISK MANAGEMENT - (Continued)

For fiscal year 2017, the District participated in the Ohio School Plan (“the Plan”), an insurance purchasing pool. Each participant enters into an individual agreement with the Plan for insurance coverage and pays annual premiums to the Plan based on the types and limits of coverage and deductibles selected by the participant.

B. Fidelity Bond

The Board President and Superintendent hold position bonds and the Treasurer/CFO holds a Treasurer bond through OSBA with limits of \$20,000, \$20,000 and \$100,000, respectively. All other school employees are covered under the District’s employee dishonesty coverage with a \$100,000 limit, with a \$1,000 deductible, which is separate from the property policy.

C. Workers’ Compensation

The District pays the State Workers’ Compensation System a premium based on a rate per \$100 of salaries. For fiscal year 2017, the District participated in the Ohio School Boards Association Workers’ Compensation Group Rating Program (GRP), an insurance purchasing pool (Note 2.A.). The intent of the GRP is to achieve the benefit of a reduced premium for the District by virtue of its grouping and representation with other participants in the GRP. The workers’ compensation experience of the participating school districts is calculated as one experience and a common premium rate is applied to all school districts in the GRP. Each participant pays its workers’ compensation premium to the state based on the rate for the GRP rather than its individual rate. Participation in the GRP is limited to school districts that can meet the GRP’s selection criteria. The firm of CompManagement, Inc. provides administrative, cost control and actuarial services to the GRP.

D. Employee Health Insurance

Medical/surgical, prescription, vision and dental insurance is offered to employees through a self-insurance program. The District has established a self-insurance internal service fund to account for this activity. The District is a member of the Jefferson Health Plan (formerly known as OME-RESA Health Benefits Program), a partially self-insured consortium of public employers in Ohio. The consortium has over 100 member organizations participating. Monthly accruals are paid to a custodian bank, U.S. Bank, acting as trustee on behalf of the fiscal agent. The trustees disburse payments to vendors for services rendered and to satisfy claim reimbursements for covered plan participants. The Jefferson County ESC acts in the role of fiscal agent for the consortium.

The claims liability of \$216,449 reported in the internal service fund at June 30, 2017 is based on an estimate provided by the third party administrator and the requirements of GASB Statement No. 10, “Accounting and Financial Reporting for Risk Financing and Related Insurance Issues”, as amended by GASB Statement No. 30, “Risk Financing Omnibus”, which requires that a liability for unpaid claim costs, including estimates of costs relating to incurred, but not reported claims, be accrued at the estimated ultimate cost of settling the claims. Changes in claims activity for the past two fiscal years are as follows:

<u>Fiscal Year</u>	<u>Balance at Beginning of Year</u>	<u>Current Year Claims</u>	<u>Claim Payments</u>	<u>Balance at End of Year</u>
2017	\$ 280,307	\$ 1,545,134	\$ (1,608,992)	\$ 216,449
2016	311,678	988,440	(1,019,811)	280,307

**HILLSDALE LOCAL SCHOOL DISTRICT
ASHLAND COUNTY, OHIO**

NOTES TO THE BASIC FINANCIAL STATEMENTS
FOR THE FISCAL YEAR ENDED JUNE 30, 2017
(Continued)

NOTE 12 - DEFINED BENEFIT PENSION PLANS

Net Pension Liability

The net pension liability reported on the statement of net position represents a liability to employees for pensions. Pensions are a component of exchange transactions—between an employer and its employees—of salaries and benefits for employee services. Pensions are provided to an employee—on a deferred-payment basis—as part of the total compensation package offered by an employer for employee services each financial period. The obligation to sacrifice resources for pensions is a present obligation because it was created as a result of employment exchanges that already have occurred.

The net pension liability represents the District’s proportionate share of each pension plan’s collective actuarial present value of projected benefit payments attributable to past periods of service, net of each pension plan’s fiduciary net position. The net pension liability calculation is dependent on critical long-term variables, including estimated average life expectancies, earnings on investments, cost of living adjustments and others. While these estimates use the best information available, unknowable future events require adjusting this estimate annually.

The Ohio Revised Code limits the District’s obligation for this liability to annually required payments. The District cannot control benefit terms or the manner in which pensions are financed; however, the District does receive the benefit of employees’ services in exchange for compensation including pension.

GASB 68 assumes the liability is solely the obligation of the employer, because (1) they benefit from employee services; and (2) State statute requires all funding to come from these employers. All contributions to date have come solely from these employers (which also includes costs paid in the form of withholdings from employees). State statute requires the pension plans to amortize unfunded liabilities within 30 years. If the amortization period exceeds 30 years, each pension plan’s board must propose corrective action to the State legislature. Any resulting legislative change to benefits or funding could significantly affect the net pension liability. Resulting adjustments to the net pension liability would be effective when the changes are legally enforceable.

The proportionate share of each plan’s unfunded benefits is presented as a long-term *net pension liability* on the accrual basis of accounting. Any liability for the contractually-required pension contribution outstanding at the end of the year is included in *pension and postemployment benefits payable* on both the accrual and modified accrual bases of accounting.

Plan Description - School Employees Retirement System (SERS)

Plan Description –District non-teaching employees participate in SERS, a cost-sharing multiple-employer defined benefit pension plan administered by SERS. SERS provides retirement, disability and survivor benefits, annual cost-of-living adjustments, and death benefits to plan members and beneficiaries. Authority to establish and amend benefits is provided by Ohio Revised Code Chapter 3309. SERS issues a publicly available, stand-alone financial report that includes financial statements, required supplementary information and detailed information about SERS’ fiduciary net position. That report can be obtained by visiting the SERS website at www.ohsers.org under Employers/Audit Resources.

**HILLSDALE LOCAL SCHOOL DISTRICT
ASHLAND COUNTY, OHIO**

NOTES TO THE BASIC FINANCIAL STATEMENTS
FOR THE FISCAL YEAR ENDED JUNE 30, 2017
(Continued)

NOTE 12 - DEFINED BENEFIT PENSION PLANS - (Continued)

Age and service requirements for retirement are as follows:

	Eligible to Retire on or before August 1, 2017 *	Eligible to Retire after August 1, 2017
Full Benefits	Any age with 30 years of service credit	Age 67 with 10 years of service credit; or Age 57 with 30 years of service credit
Actuarially Reduced Benefits	Age 60 with 5 years of service credit Age 55 with 25 years of service credit	Age 62 with 10 years of service credit; or Age 60 with 25 years of service credit

* Members with 25 years of service credit as of August 1, 2017, will be included in this plan.

Annual retirement benefits are calculated based on final average salary multiplied by a percentage that varies based on year of service; 2.2 percent for the first thirty years of service and 2.5 percent for years of service credit over 30. Final average salary is the average of the highest three years of salary.

One year after an effective benefit date, a benefit recipient is entitled to a three percent cost-of-living adjustment (COLA). This same COLA is added each year to the base benefit amount on the anniversary date of the benefit.

Funding Policy – Plan members are required to contribute 10 percent of their annual covered salary and the District is required to contribute 14 percent of annual covered payroll. The contribution requirements of plan members and employers are established and may be amended by the SERS’ Retirement Board up to statutory maximum amounts of 10 percent for plan members and 14 percent for employers. The Retirement Board, acting with the advice of the actuary, allocates the employer contribution rate among four of the System’s funds (Pension Trust Fund, Death Benefit Fund, Medicare B Fund, and Health Care Fund). For the fiscal year ended June 30, 2017, the entire 14 percent was allocated to pension, death benefits, and Medicare B and no portion of the employer contribution rate was allocated to the Health Care Fund. The District’s contractually required contribution to SERS was \$166,449 for fiscal year 2017. Of this amount, \$28,589 is reported as pension and postemployment benefits payable.

Plan Description - State Teachers Retirement System (STRS)

Plan Description –District licensed teachers and other faculty members participate in STRS Ohio, a cost-sharing multiple-employer public employee retirement system administered by STRS. STRS provides retirement and disability benefits to members and death and survivor benefits to beneficiaries. STRS issues a stand-alone financial report that includes financial statements, required supplementary information and detailed information about STRS’ fiduciary net position. That report can be obtained by writing to STRS, 275 E. Broad St., Columbus, OH 43215-3771, by calling (888) 227-7877, or by visiting the STRS Web site at www.strsoh.org.

New members have a choice of three retirement plans; a Defined Benefit (DB) Plan, a Defined Contribution (DC) Plan and a Combined Plan. Benefits are established by Ohio Revised Code Chapter 3307. The DB plan offers an annual retirement allowance based on final average salary multiplied by a percentage that varies based on years of service. Effective August 1, 2015, the calculation will be 2.2 percent of final average salary for the five highest years of earnings multiplied by all years of service. With certain exceptions, the basic benefit is increased each year by two percent of the original base benefit. For members retiring August 1, 2013, or later, the first two percent is paid on the fifth anniversary of the retirement benefit. Members are eligible to retire at age 60 with five years of qualifying service credit, or age 55 with 25 years of service, or 30 years of service regardless of age.

**HILLSDALE LOCAL SCHOOL DISTRICT
ASHLAND COUNTY, OHIO**

NOTES TO THE BASIC FINANCIAL STATEMENTS
FOR THE FISCAL YEAR ENDED JUNE 30, 2017
(Continued)

NOTE 12 - DEFINED BENEFIT PENSION PLANS - (Continued)

Age and service requirements for retirement will increase effective August 1, 2015, and will continue to increase periodically until they reach age 60 with 35 years of service or age 65 with five years of service on August 1, 2026.

The DC Plan allows members to place all their member contributions and 9.5 percent of the 14 percent employer contributions into an investment account. Investment allocation decisions are determined by the member. The remaining 4.5 percent of the 14 percent employer rate is allocated to the defined benefit unfunded liability. A member is eligible to receive a retirement benefit at age 50 and termination of employment. The member may elect to receive a lifetime monthly annuity or a lump sum withdrawal.

The Combined Plan offers features of both the DB Plan and the DC Plan. In the Combined Plan, member contributions are allocated among investment choices by the member, and employer contributions are used to fund the defined benefit payment at a reduced level from the regular DB Plan. The defined benefit portion of the Combined Plan payment is payable to a member on or after age 60 with five years of services. The defined contribution portion of the account may be taken as a lump sum payment or converted to a lifetime monthly annuity at age 50.

New members who choose the DC plan or Combined Plan will have another opportunity to reselect a permanent plan during their fifth year of membership. Members may remain in the same plan or transfer to another STRS plan. The optional annuitization of a member's defined contribution account or the defined contribution portion of a member's Combined Plan account to a lifetime benefit results in STRS bearing the risk of investment gain or loss on the account. STRS has therefore included all three plan options as one defined benefit plan for GASB 68 reporting purposes.

A DB or Combined Plan member with five or more years of credited service who is determined to be disabled may qualify for a disability benefit. Eligible survivors of members who die before service retirement may qualify for monthly benefits. New members on or after July 1, 2013, must have at least ten years of qualifying service credit that apply for disability benefits. Members in the DC Plan who become disabled are entitled only to their account balance. If a member of the DC Plan dies before retirement benefits begin, the member's designated beneficiary is entitled to receive the member's account balance.

Funding Policy – Employer and member contribution rates are established by the State Teachers Retirement Board and limited by Chapter 3307 of the Ohio Revised Code. For the fiscal year ended June 30, 2017, plan members were required to contribute 14 percent of their annual covered salary. The District was required to contribute 14 percent; the entire 14 percent was the portion used to fund pension obligations. The fiscal year 2017 contribution rates were equal to the statutory maximum rates.

The District's contractually required contribution to STRS was \$563,272 for fiscal year 2017. Of this amount, \$93,464 is reported as pension and postemployment benefits payable.

**HILLSDALE LOCAL SCHOOL DISTRICT
ASHLAND COUNTY, OHIO**

NOTES TO THE BASIC FINANCIAL STATEMENTS
FOR THE FISCAL YEAR ENDED JUNE 30, 2017
(Continued)

NOTE 12 - DEFINED BENEFIT PENSION PLANS - (Continued)

Pension Liabilities, Pension Expense, and Deferred Outflows of Resources and Deferred Inflows of Resources Related to Pensions

The net pension liability was measured as of June 30, 2016, and the total pension liability used to calculate the net pension liability was determined by an actuarial valuation as of that date. The District's proportion of the net pension liability was based on the District's share of contributions to the pension plan relative to the contributions of all participating entities. Following is information related to the proportionate share and pension expense:

	<u>SERS</u>	<u>STRS</u>	<u>Total</u>
Proportion of the net pension liability prior measurement date	0.033587900%	0.036562340%	
Proportion of the net pension liability current measurement date	<u>0.035533000%</u>	<u>0.03763765%</u>	
Change in proportionate share	<u>0.00194510%</u>	<u>0.00107531%</u>	
Proportionate share of the net pension liability	\$ 2,600,688	\$ 12,598,456	\$ 15,199,144
Pension expense	\$ 297,123	\$ 909,025	\$ 1,206,148

At June 30, 2017, the District reported deferred outflows of resources and deferred inflows of resources related to pensions from the following sources:

	<u>SERS</u>	<u>STRS</u>	<u>Total</u>
Deferred outflows of resources			
Differences between expected and actual experience	\$ 35,078	\$ 509,037	\$ 544,115
Net difference between projected and actual earnings on pension plan investments	214,518	1,046,009	1,260,527
Changes of assumptions	173,610	-	173,610
Difference between District contributions and proportionate share of contributions/ change in proportionate share	89,122	248,659	337,781
District contributions subsequent to the measurement date	<u>166,449</u>	<u>563,272</u>	<u>729,721</u>
Total deferred outflows of resources	<u>\$ 678,777</u>	<u>\$ 2,366,977</u>	<u>\$ 3,045,754</u>
Deferred inflows of resources			
Difference between District contributions and proportionate share of contributions/ change in proportionate share	<u>\$ 8,041</u>	<u>\$ 143,124</u>	<u>\$ 151,165</u>
Total deferred inflows of resources	<u>\$ 8,041</u>	<u>\$ 143,124</u>	<u>\$ 151,165</u>

**HILLSDALE LOCAL SCHOOL DISTRICT
ASHLAND COUNTY, OHIO**

NOTES TO THE BASIC FINANCIAL STATEMENTS
FOR THE FISCAL YEAR ENDED JUNE 30, 2017
(Continued)

NOTE 12 - DEFINED BENEFIT PENSION PLANS - (Continued)

\$729,721 reported as deferred outflows of resources related to pension resulting from District contributions subsequent to the measurement date will be recognized as a reduction of the net pension liability in the year ending June 30, 2018. Other amounts reported as deferred outflows of resources and deferred inflows of resources related to pension will be recognized in pension expense as follows:

Fiscal Year Ending June 30:	SERS	STRS	Total
2018	\$ 134,891	\$ 260,669	\$ 395,560
2019	134,737	260,669	395,406
2020	172,993	662,050	835,043
2021	61,666	477,193	538,859
Total	\$ 504,287	\$ 1,660,581	\$ 2,164,868

Actuarial Assumptions - SERS

SERS' total pension liability was determined by their actuaries in accordance with GASB Statement No. 67, as part of their annual actuarial valuation for each defined benefit retirement plan. Actuarial valuations of an ongoing plan involve estimates of the value of reported amounts (e.g., salaries, credited service) and assumptions about the probability of occurrence of events far into the future (e.g., mortality, disabilities, retirements, employment termination). Actuarially determined amounts are subject to continual review and potential modifications, as actual results are compared with past expectations and new estimates are made about the future.

Projections of benefits for financial reporting purposes are based on the substantive plan (the plan as understood by the employers and plan members) and include the types of benefits provided at the time of each valuation and the historical pattern of sharing benefit costs between the employers and plan members to that point. The projection of benefits for financial reporting purposes does not explicitly incorporate the potential effects of legal or contractual funding limitations.

Actuarial calculations reflect a long-term perspective. For a newly hired employee, actuarial calculations will take into account the employee's entire career with the employer and also take into consideration the benefits, if any, paid to the employee after termination of employment until the death of the employee and any applicable contingent annuitant. In many cases actuarial calculations reflect several decades of service with the employer and the payment of benefits after termination.

Key methods and assumptions used in calculating the total pension liability in the latest actuarial valuation, prepared as of June 30, 2016, are presented below:

Wage Inflation	3.00 percent
Future Salary Increases, including inflation	3.50 percent to 18.20 percent
COLA or Ad Hoc COLA	3 percent
Investment Rate of Return	7.50 percent net of investments expense, including inflation
Actuarial Cost Method	Entry Age Normal (level percent of payroll)

**HILLSDALE LOCAL SCHOOL DISTRICT
ASHLAND COUNTY, OHIO**

NOTES TO THE BASIC FINANCIAL STATEMENTS
FOR THE FISCAL YEAR ENDED JUNE 30, 2017
(Continued)

NOTE 12 - DEFINED BENEFIT PENSION PLANS - (Continued)

For post-retirement mortality, the table used in evaluating allowances to be paid is the RP-2014 Blue Collar Mortality Table with fully generational projection and Scale BB, with 120% of male rates and 110% of female rates used. The RP-2000 Disabled Mortality Table with 90% for male rates and 100% for female rates set back five years is used for the period after disability retirement. Special mortality tables are used for the period after disability retirement.

The actuarial assumptions used in the June 30, 2016 valuation were based on the results of an experience study that was completed June 30, 2015. As a result of the actuarial experience study, the following changes of assumptions affected the total pension liability since the prior measurement date: (a) the assumed rate of inflation was reduced from 3.25% to 3.00%, (b) payroll growth assumption was reduced from 4.00% to 3.50%, (c) assumed real wage growth was reduced from 0.75% to 0.50%, (d) Rates of withdrawal, retirement and disability were updated to reflect recent experience, (e) mortality among active members was updated to RP-2014 Blue Collar Mortality Table with fully generational projection and a five year age set-back for both males and females, (f) mortality among service retired members, and beneficiaries was updated to the following RP-2014 Blue Collar Mortality Table with fully generational projection with Scale BB, 120% of male rates, and 110% of female rates and (g) mortality among disable member was updated to RP-2000 Disabled Mortality Table, 90% for male rates and 100% for female rates, set back five years is used for the period after disability retirement.

The long-term return expectation for the Pension Plan Investments has been determined using a building-block approach and assumes a time horizon, as defined in SERS' *Statement of Investment Policy*. A forecasted rate of inflation serves as the baseline for the return expectation. Various real return premiums over the baseline inflation rate have been established for each asset class. The long-term expected nominal rate of return has been determined by calculating a weighted averaged of the expected real return premiums for each asset class, adding the projected inflation rate, and adding the expected return from rebalancing uncorrelated asset classes.

The target allocation and best estimates of arithmetic real rates of return for each major assets class are summarized in the following table:

<u>Asset Class</u>	<u>Target Allocation</u>	<u>Long-Term Expected Real Rate of Return</u>
Cash	1.00 %	0.50 %
US Equity	22.50	4.75
International Equity	22.50	7.00
Fixed Income	19.00	1.50
Private Equity	10.00	8.00
Real Assets	15.00	5.00
Multi-Asset Strategies	<u>10.00</u>	3.00
Total	<u>100.00 %</u>	

**HILLSDALE LOCAL SCHOOL DISTRICT
ASHLAND COUNTY, OHIO**

NOTES TO THE BASIC FINANCIAL STATEMENTS
FOR THE FISCAL YEAR ENDED JUNE 30, 2017
(Continued)

NOTE 12 - DEFINED BENEFIT PENSION PLANS - (Continued)

Discount Rate - The total pension liability was calculated using the discount rate of 7.50 percent. The projection of cash flows used to determine the discount rate assumed the contributions from employers and from the members would be computed based on contribution requirements as stipulated by State statute. Projected inflows from investment earning were calculated using the long-term assumed investment rate of return (7.50 percent). Based on those assumptions, the plan's fiduciary net position was projected to be available to make all future benefit payments of current plan members. Therefore, the long-term expected rate of return on pension plan investments was applied to all periods of projected benefits to determine the total pension liability.

Sensitivity of the District's Proportionate Share of the Net Pension Liability to Changes in the Discount Rate Net pension liability is sensitive to changes in the discount rate, and to illustrate the potential impact the following table presents the net pension liability calculated using the discount rate of 7.50 percent, as well as what each plan's net pension liability would be if it were calculated using a discount rate that is one percentage point lower (6.50 percent), or one percentage point higher (8.50 percent) than the current rate.

	1% Decrease (6.50%)	Current Discount Rate (7.50%)	1% Increase (8.50%)
District's proportionate share of the net pension liability	\$ 3,443,148	\$ 2,600,688	\$ 1,895,513

Actuarial Assumptions - STRS

The total pension liability in the June 30, 2016, actuarial valuation was determined using the following actuarial assumptions, applied to all periods included in the measurement:

Inflation	2.75 percent
Projected salary increases	2.75 percent at age 70 to 12.25 percent at age 20
Investment Rate of Return	7.75 percent, net of investment expenses
Cost-of-Living Adjustments (COLA)	2 percent simple applied as follows: for members retiring before August 1, 2013, 2 percent per year; for members retiring August 1, 2013, or later, 2 percent COLA paid on fifth anniversary of retirement date.

Mortality rates were based on the RP-2000 Combined Mortality Table (Projection 2022—Scale AA) for Males and Females. Males' ages are set-back two years through age 89 and no set-back for age 90 and above. Females younger than age 80 are set back four years, one year set back from age 80 through 89 and not set back from age 90 and above.

Actuarial assumptions used in the June 30, 2016, valuation are based on the results of an actuarial experience study, effective July 1, 2012.

**HILLSDALE LOCAL SCHOOL DISTRICT
ASHLAND COUNTY, OHIO**

NOTES TO THE BASIC FINANCIAL STATEMENTS
FOR THE FISCAL YEAR ENDED JUNE 30, 2017
(Continued)

NOTE 12 - DEFINED BENEFIT PENSION PLANS - (Continued)

The 10 year expected real rate of return on pension plan investments was determined by STRS' investment consultant by developing best estimates of expected future real rates of return for each major asset class. The target allocation and best estimates of geometric real rates of return for each major asset class are summarized as follows:

<u>Asset Class</u>	<u>Target Allocation</u>	<u>Long Term Expected Real Rate of Return *</u>
Domestic Equity	31.00 %	8.00 %
International Equity	26.00	7.85
Alternatives	14.00	8.00
Fixed Income	18.00	3.75
Real Estate	10.00	6.75
Liquidity Reserves	1.00	3.00
 Total	 <u>100.00 %</u>	 <u>7.61 %</u>

* 10-Year annualized geometric nominal returns, which include the real rate of return and inflation of 2.50% and does not include investment expenses. The total fund long-term expected return reflects diversification among the asset classes and therefore is not a weighted average return of the individual asset classes.

Discount Rate - The discount rate used to measure the total pension liability was 7.75 percent as of June 30, 2016. The projection of cash flows used to determine the discount rate assumes member and employer contributions will be made at the statutory contribution rates in accordance with rate increases described above. For this purpose, only employer contributions that are intended to fund benefits of current plan members and their beneficiaries are included. Projected employer contributions that are intended to fund the service costs of future plan members and their beneficiaries, as well as projected contributions from future plan members, are not included. Based on those assumptions, STRS' fiduciary net position was projected to be available to make all projected future benefit payments to current plan members as of June 30, 2016. Therefore, the long-term expected rate of return on pension plan investments of 7.75 percent was applied to all periods of projected benefit payment to determine the total pension liability as of June 30, 2016.

Sensitivity of the District's Proportionate Share of the Net Pension Liability to Changes in the Discount Rate
The following table presents the District's proportionate share of the net pension liability calculated using the current period discount rate assumption of 7.75 percent, as well as what the District's proportionate share of the net pension liability would be if it were calculated using a discount rate that is one-percentage-point lower (6.75 percent) or one-percentage-point higher (8.75 percent) than the current rate:

	<u>1% Decrease (6.75%)</u>	<u>Current Discount Rate (7.75%)</u>	<u>1% Increase (8.75%)</u>
District's proportionate share of the net pension liability	\$16,742,324	\$ 12,598,456	\$ 9,102,859

**HILLSDALE LOCAL SCHOOL DISTRICT
ASHLAND COUNTY, OHIO**

NOTES TO THE BASIC FINANCIAL STATEMENTS
FOR THE FISCAL YEAR ENDED JUNE 30, 2017
(Continued)

NOTE 12 - DEFINED BENEFIT PENSION PLANS - (Continued)

Changes Between Measurement Date and Report Date - In March 2017, the STRS Board adopted certain assumption changes which impacted their annual actuarial valuation prepared as of July 1, 2016. The most significant changes are a reduction in the expected investment return to 7.45% from 7.75% and a change to updated generational mortality tables. Although the exact amount of these changes is not known, the impact to the District's net pension liability is expected to be significant.

NOTE 13 - POSTEMPLOYMENT BENEFITS

A. School Employees Retirement System

Health Care Plan Description - The District contributes to the SERS Health Care Fund, administered by SERS for non-certificated retirees and their beneficiaries. For GASB 45 purposes, this plan is considered a cost-sharing, multiple-employer, defined benefit other postemployment benefit (OPEB) plan. The Health Care Plan includes hospitalization and physicians' fees through several types of plans including HMO's, PPO's, Medicare Advantage, and traditional indemnity plans as well as a prescription drug program. The financial report of the Plan is included in the SERS Comprehensive Annual Financial Report which can be obtained on SERS' website at www.ohsers.org under Employers/Audit Resources.

Access to health care for retirees and beneficiaries is permitted in accordance with Section 3309 of the Ohio Revised Code. The Health Care Fund was established and is administered in accordance with Internal Revenue Code Section 105(e). SERS' Retirement Board reserves the right to change or discontinue any health plan or program. Health care is financed through a combination of employer contributions and retiree premiums, copays and deductibles on covered health care expenses, investment returns, and any funds received as a result of SERS' participation in Medicare programs. Active employee members do not contribute to the Health Care Plan. Retirees and their beneficiaries are required to pay a health care premium that varies depending on the plan selected, number of qualified years of service, Medicare eligibility and retirement status.

Funding Policy - State statute permits SERS to fund the health care benefits through employer contributions. Each year, after the allocation for statutorily required basic benefits, the Retirement Board allocates the remainder of the employer contribution of 14 percent of covered payroll to the Health Care Fund. For fiscal year 2017, none of the employer contribution was allocated to health care. In addition, employers pay a surcharge for employees earning less than an actuarially determined minimum compensation amount, pro-rated according to service credit earned. For fiscal year 2017, this amount was \$23,500. Statutes provide that no employer shall pay a health care surcharge greater than 2 percent of that employer's SERS-covered payroll; nor may SERS collect in aggregate more than 1.5 percent of the total statewide SERS-covered payroll for the health care surcharge. For fiscal year 2017, the District's surcharge obligation was \$18,968.

The District's contributions for health care for the fiscal years ended June 30, 2017, 2016, and 2015 were \$18,968, \$17,405, and \$23,510, respectively. The fiscal year 2017 amount has been reported as pension and postemployment benefits payable. The full amount has been contributed for fiscal years 2016 and 2015.

**HILLSDALE LOCAL SCHOOL DISTRICT
ASHLAND COUNTY, OHIO**

NOTES TO THE BASIC FINANCIAL STATEMENTS
FOR THE FISCAL YEAR ENDED JUNE 30, 2017
(Continued)

NOTE 13 - POSTEMPLOYMENT BENEFITS - (Continued)

B. State Teachers Retirement System

Plan Description – The District participates in the cost-sharing multiple-employer defined benefit Health Plan administered by the State Teachers Retirement System of Ohio (STRS) for eligible retirees who participated in the defined benefit or combined pension plans offered by STRS. Ohio law authorizes STRS to offer this plan. Benefits include hospitalization, physicians' fees, prescription drugs and reimbursement of monthly Medicare Part B premiums. The Plan is included in the report of STRS which can be obtained by visiting www.strsoh.org or by calling (888) 227-7877.

Funding Policy - Ohio law authorizes STRS Ohio to offer the Plan and gives the Retirement Board authority over how much, if any, of the health care costs will be absorbed by STRS Ohio. Active employee members do not contribute to the Plan. All benefit recipients pay a monthly premium. Under Ohio law, funding for post-employment health care may be deducted from employer contributions. For 2017, STRS Ohio did not allocate any employer contributions to the Health Care Stabilization Fund. The District did not make any contributions for health care for the fiscal years ended June 30, 2017, 2016 and 2015.

NOTE 14 - BUDGETARY BASIS OF ACCOUNTING

While reporting financial position, results of operations, and changes in fund balance on the basis of generally accepted accounting principles (GAAP), the budgetary basis as provided by law is based upon accounting for certain transactions on a basis of cash receipts and disbursements.

The statement of revenue, expenditures and changes in fund balance - budget and actual (non-GAAP budgetary basis) presented for the general fund is presented on the budgetary basis to provide a meaningful comparison of actual results with the budget. The major differences between the budget basis and the GAAP basis are that:

- (a) Revenues and other financing sources are recorded when received in cash (budget basis) as opposed to when susceptible to accrual (GAAP basis);
- (b) Expenditures and other financing uses are recorded when paid in cash (budget basis) as opposed to when the liability is incurred (GAAP basis);
- (c) In order to determine compliance with Ohio law, and to reserve that portion of the applicable appropriation, total outstanding encumbrances (budget basis) are recorded as the equivalent of an expenditure, as opposed to assigned or committed fund balance for that portion of outstanding encumbrances not already recognized as an account payable (GAAP basis);
- (d) Advances-in and advances-out are operating transactions (budget basis) as opposed to balance sheet transactions (GAAP basis); and,
- (e) Some funds are included in the general fund (GAAP basis), but have separate legally adopted budgets (budget basis).

**HILLSDALE LOCAL SCHOOL DISTRICT
ASHLAND COUNTY, OHIO**

NOTES TO THE BASIC FINANCIAL STATEMENTS
FOR THE FISCAL YEAR ENDED JUNE 30, 2017
(Continued)

NOTE 14 - BUDGETARY BASIS OF ACCOUNTING – (Continued)

The adjustments necessary to convert the results of operations for the year on the budget basis to the GAAP basis for the general fund is as follows:

Net Change in Fund Balance

	<u>General fund</u>
Budget basis	\$ 1,074,234
Net adjustment for revenue accruals	853,231
Net adjustment for expenditure accruals	163,401
Net adjustment for other sources/uses	(127,532)
Funds budgeted elsewhere*	6,109
GAAP basis	<u>\$ 1,969,443</u>

*Certain funds that are legally budgeted in separate special revenue funds are considered part of the general fund on a GAAP basis. This includes the uniform school supplies fund and the public school support fund.

NOTE 15 - CONTINGENCIES

A. Grants

The District receives significant financial assistance from numerous federal, State and local agencies in the form of grants. The disbursement of funds received under these programs generally requires compliance with terms and conditions specified in the grant agreements and are subject to audit by the grantor agencies. Any disallowed claims resulting from such audits could become a liability of the District. However, in the opinion of management, any such disallowed claims will not have a material effect on the financial position of the District.

B. Foundation Funding

School District foundation funding is based on the annualized full-time equivalent (FTE) enrollment of each student. The Ohio Department of Education (ODE) is legislatively required to adjust/reconcile funding as enrollment information is updated by schools throughout the State, which can extend past the fiscal year end. Effective for fiscal year 2017, traditional school districts must comply with minimum hours of instruction instead of a minimum number of school days each year. The funding formula the Ohio Department of Education (ODE) is legislatively required to follow will continue to adjust as enrollment information is updated by the School District, which can extend past the fiscal year end. As a result of the fiscal year 2017 reviews, the District is due \$4,042 from ODE. This amount has not been included in the financial statements.

C. Litigation

The District is not involved in material litigation as either plaintiff or defendant at June 30, 2017.

**HILLSDALE LOCAL SCHOOL DISTRICT
ASHLAND COUNTY, OHIO**

NOTES TO THE BASIC FINANCIAL STATEMENTS
FOR THE FISCAL YEAR ENDED JUNE 30, 2017
(Continued)

NOTE 16 - SET-ASIDES

The District is required by State law to annually set-aside certain general fund revenue amounts, as defined by statutory formula, for the acquisition and construction of capital improvements. Amounts not spent by the end of the fiscal year or offset by similarly restricted resources received during the year must be held in cash at fiscal year-end. This amount must be carried forward to be used for the same purpose in future years. Expenditures exceeding the set-aside requirement may not be carried forward to the next fiscal year.

The following cash-basis information describes the change in the fiscal year-end set-aside amount for capital improvements. Disclosure of this information is required by State statute.

	<u>Capital Improvements</u>
Set-aside balance June 30, 2016	\$ -
Current year set-aside requirement	150,629
Current year offsets	<u>(290,285)</u>
Total	<u>\$ (139,656)</u>
Balance carried forward to fiscal year 2018	<u>\$ -</u>
Set-aside balance June 30, 2017	<u>\$ -</u>

**HILLSDALE LOCAL SCHOOL DISTRICT
ASHLAND COUNTY, OHIO**

SCHEDULES OF REQUIRED SUPPLEMENTARY INFORMATION

SCHEDULE OF THE DISTRICT'S PROPORTIONATE SHARE OF
THE NET PENSION LIABILITY
SCHOOL EMPLOYEES RETIREMENT SYSTEM (SERS) OF OHIO

LAST FOUR FISCAL YEARS

	<u>2017</u>	<u>2016</u>	<u>2015</u>	<u>2014</u>
District's proportion of the net pension liability	0.03553300%	0.03358790%	0.03389600%	0.03389600%
District's proportionate share of the net pension liability	\$ 2,600,688	\$ 1,916,558	\$ 1,715,457	\$ 2,015,686
District's covered-employee payroll	\$ 1,167,864	\$ 1,011,168	\$ 984,949	\$ 1,027,016
District's proportionate share of the net pension liability as a percentage of its covered-employee payroll	222.69%	189.54%	174.17%	196.27%
Plan fiduciary net position as a percentage of the total pension liability	62.98%	69.16%	71.70%	65.52%

Note: Information prior to 2014 was unavailable. Schedule is intended to show information for 10 years. Additional years will be displayed as they become available.

Amounts presented for each fiscal year were determined as of the District's measurement date which is the prior year-end.

**HILLSDALE LOCAL SCHOOL DISTRICT
ASHLAND COUNTY, OHIO**

SCHEDULES OF REQUIRED SUPPLEMENTARY INFORMATION

SCHEDULE OF THE DISTRICT'S PROPORTIONATE SHARE OF
THE NET PENSION LIABILITY
STATE TEACHERS RETIREMENT SYSTEM (STRS) OF OHIO

LAST FOUR FISCAL YEARS

	<u>2017</u>	<u>2016</u>	<u>2015</u>	<u>2014</u>
District's proportion of the net pension liability	0.03763765%	0.03656234%	0.03741951%	0.03741951%
District's proportionate share of the net pension liability	\$ 12,598,459	\$ 10,104,761	\$ 9,101,722	\$ 10,841,909
District's covered-employee payroll	\$ 4,001,721	\$ 3,861,236	\$ 3,823,246	\$ 4,620,162
District's proportionate share of the net pension liability as a percentage of its covered-employee payroll	314.83%	261.70%	238.06%	234.67%
Plan fiduciary net position as a percentage of the total pension liability	66.80%	72.10%	74.70%	69.30%

Note: Information prior to 2014 was unavailable. Schedule is intended to show information for 10 years. Additional years will be displayed as they become available.

Amounts presented for each fiscal year were determined as of the District's measurement date which is the prior year-end.

**HILLSDALE LOCAL SCHOOL DISTRICT
ASHLAND COUNTY, OHIO**

SCHEDULES OF REQUIRED SUPPLEMENTARY INFORMATION

SCHEDULE OF DISTRICT CONTRIBUTIONS
SCHOOL EMPLOYEES RETIREMENT SYSTEM (SERS) OF OHIO

LAST TEN FISCAL YEARS

	<u>2017</u>	<u>2016</u>	<u>2015</u>	<u>2014</u>	<u>2013</u>
Contractually required contribution	\$ 166,449	\$ 163,501	\$ 133,272	\$ 136,514	\$ 142,139
Contributions in relation to the contractually required contribution	<u>(166,449)</u>	<u>(163,501)</u>	<u>(133,272)</u>	<u>(136,514)</u>	<u>(142,139)</u>
Contribution deficiency (excess)	<u>\$ -</u>	<u>\$ -</u>	<u>\$ -</u>	<u>\$ -</u>	<u>\$ -</u>
District's covered-employee payroll	\$ 1,188,921	\$ 1,167,864	\$ 1,011,168	\$ 984,949	\$ 1,027,016
Contributions as a percentage of covered-employee payroll	14.00%	14.00%	13.18%	13.86%	13.84%

<u>2012</u>	<u>2011</u>	<u>2010</u>	<u>2009</u>	<u>2008</u>
\$ 145,802	\$ 131,562	\$ 142,448	\$ 98,902	\$ 92,672
<u>(145,802)</u>	<u>(131,562)</u>	<u>(142,448)</u>	<u>(98,902)</u>	<u>(92,672)</u>
<u>\$ -</u>	<u>\$ -</u>	<u>\$ -</u>	<u>\$ -</u>	<u>\$ -</u>
\$ 1,084,030	\$ 1,046,635	\$ 1,052,053	\$ 1,005,102	\$ 943,707
13.45%	12.57%	13.54%	9.84%	9.82%

**HILLSDALE LOCAL SCHOOL DISTRICT
ASHLAND COUNTY, OHIO**

SCHEDULES OF REQUIRED SUPPLEMENTARY INFORMATION

SCHEDULE OF DISTRICT CONTRIBUTIONS
STATE TEACHERS RETIREMENT SYSTEM (STRS) OF OHIO

LAST TEN FISCAL YEARS

	<u>2017</u>	<u>2016</u>	<u>2015</u>	<u>2014</u>	<u>2013</u>
Contractually required contribution	\$ 563,272	\$ 560,241	\$ 540,573	\$ 497,022	\$ 600,621
Contributions in relation to the contractually required contribution	<u>(563,272)</u>	<u>(560,241)</u>	<u>(540,573)</u>	<u>(497,022)</u>	<u>(600,621)</u>
Contribution deficiency (excess)	<u>\$ -</u>	<u>\$ -</u>	<u>\$ -</u>	<u>\$ -</u>	<u>\$ -</u>
District's covered-employee payroll	\$ 4,023,371	\$ 4,001,721	\$ 3,861,236	\$ 3,823,246	\$ 4,620,162
Contributions as a percentage of covered-employee payroll	14.00%	14.00%	14.00%	13.00%	13.00%

<u>2012</u>	<u>2011</u>	<u>2010</u>	<u>2009</u>	<u>2008</u>
\$ 634,564	\$ 606,901	\$ 598,300	\$ 585,535	\$ 554,384
<u>(634,564)</u>	<u>(606,901)</u>	<u>(598,300)</u>	<u>(585,535)</u>	<u>(554,384)</u>
<u>\$ -</u>	<u>\$ -</u>	<u>\$ -</u>	<u>\$ -</u>	<u>\$ -</u>
\$ 4,881,262	\$ 4,668,469	\$ 4,602,308	\$ 4,504,115	\$ 4,264,492
13.00%	13.00%	13.00%	13.00%	13.00%

**HILLSDALE LOCAL SCHOOL DISTRICT
ASHLAND COUNTY, OHIO**

**NOTES TO REQUIRED SUPPLEMENTARY INFORMATION
FOR THE FISCAL YEAR ENDED JUNE 30, 2017**

SCHOOL EMPLOYEES RETIREMENT SYSTEM (SERS) OF OHIO

Changes in benefit terms: There were no changes in benefit terms from the amounts reported for fiscal years 2014 - 2017.

Changes in assumptions: There were no changes in methods and assumptions used in the calculation of actuarial determined contributions for fiscal years 2014-2016. For fiscal year 2017, the following changes of assumptions affected the total pension liability since the prior measurement date: (a) the assumed rate of inflation was reduced from 3.25% to 3.00%, (b) payroll growth assumption was reduced from 4.00% to 3.50%, (c) assumed real wage growth was reduced from 0.75% to 0.50%, (d) Rates of withdrawal, retirement and disability were updated to reflect recent experience, (e) mortality among active members was updated to RP-2014 Blue Collar Mortality Table with fully generational projection and a five year age set-back for both males and females, (f) mortality among service retired members, and beneficiaries was updated to the following RP-2014 Blue Collar Mortality Table with fully generational projection with Scale BB, 120% of male rates, and 110% of female rates and (g) mortality among disable member was updated to RP-2000 Disabled Mortality Table, 90% for male rates and 100% for female rates, set back five years is used for the period after disability retirement.

STATE TEACHERS RETIREMENT SYSTEM (STRS) OF OHIO

Changes in benefit terms: There were no changes in benefit terms from the amounts reported for fiscal years 2014 - 2017.

Changes in assumptions: There were no changes in methods and assumptions used in the calculation of actuarial determined contributions for fiscal years 2014 - 2017. See the notes to the basic financials for the methods and assumptions in this calculation.



Dave Yost • Auditor of State

INDEPENDENT AUDITOR'S REPORT ON INTERNAL CONTROL OVER FINANCIAL REPORTING AND ON COMPLIANCE AND OTHER MATTERS REQUIRED BY GOVERNMENT AUDITING STANDARDS

Hillsdale Local School District
Ashland County
485 Township Road 1902
Jeromesville, Ohio 44840

To the Board of Education:

We have audited, in accordance with auditing standards generally accepted in the United States and the Comptroller General of the United States' *Government Auditing Standards*, the financial statements of the governmental activities, the major fund, and the aggregate remaining fund information of the Hillsdale Local School District, Ashland County, Ohio (the District), as of and for the year ended June 30, 2017, and the related notes to the financial statements, which collectively comprise the District's basic financial statements and have issued our report thereon dated February 28, 2018.

Internal Control Over Financial Reporting

As part of our financial statement audit, we considered the District's internal control over financial reporting (internal control) to determine the audit procedures appropriate in the circumstances to the extent necessary to support our opinions on the financial statements, but not to the extent necessary to opine on the effectiveness of the District's internal control. Accordingly, we have not opined on it.

A *deficiency in internal control* exists when the design or operation of a control does not allow management or employees, when performing their assigned functions, to prevent, or detect and timely correct misstatements. A *material weakness* is a deficiency, or combination of internal control deficiencies resulting in a reasonable possibility that internal control will not prevent or detect and timely correct a material misstatement of the District's financial statements. A *significant deficiency* is a deficiency, or a combination of deficiencies, in internal control that is less severe than a material weakness, yet important enough to merit attention by those charged with governance.

Our consideration of internal control was for the limited purpose described in the first paragraph of this section and was not designed to identify all internal control deficiencies that might be material weaknesses or significant deficiencies. Therefore, unidentified material weaknesses or significant deficiencies may exist. Given these limitations, we did not identify any deficiencies in internal control that we consider material weaknesses. We did identify a certain deficiency in internal control, described in the accompanying schedule of findings that we consider a significant deficiency. We consider finding 2017-001 to be a significant deficiency.

88 East Broad Street, Tenth Floor, Columbus, Ohio 43215-3506
Phone: 614-466-3402 or 800-443-9275 Fax: 614-728-7199

www.auditor.state.oh.us

Compliance and Other Matters

As part of reasonably assuring whether the District's financial statements are free of material misstatement, we tested its compliance with certain provisions of laws, regulations, contracts, and grant agreements, noncompliance with which could directly and materially affect the determination of financial statement amounts. However, opining on compliance with those provisions was not an objective of our audit and accordingly, we do not express an opinion. The results of our tests disclosed an instance of noncompliance or other matter we must report under *Government Auditing Standards* which is described in the accompanying schedule of findings as item 2017-001.

District's Response to Finding

The District's response to the finding identified in our audit is described in the accompanying schedule of findings and corrective action plan. We did not audit the District's response and, accordingly, we express no opinion on it.

Purpose of this Report

This report only describes the scope of our internal control and compliance testing and our testing results, and does not opine on the effectiveness of the District's internal control or on compliance. This report is an integral part of an audit performed under *Government Auditing Standards* in considering the District's internal control and compliance. Accordingly, this communication is not suitable for any other purpose.



Dave Yost
Auditor of State
Columbus, Ohio

February 28, 2018

HILLSDALE LOCAL SCHOOL DISTRICT
ASHLAND COUNTY

SCHEDULE OF FINDINGS
JUNE 30, 2017

FINDINGS RELATED TO THE FINANCIAL STATEMENTS
REQUIRED TO BE REPORTED IN ACCORDANCE WITH GAGAS

FINDING NUMBER 2017-001

Material Noncompliance / Significant Deficiency – Revenue Posting

In our audit engagement letter, as required by AU-C Section 210, *Terms of Engagement*, paragraph .06, management acknowledged its responsibility for the preparation and fair presentation of their financial statements; this responsibility includes designing, implementing and maintaining internal control relevant to preparing and fairly presenting financial statements free from material misstatement, whether due to fraud or error as discussed in AU-C Section 210 paragraphs .A14 & .A16. Governmental Accounting Standards Board (GASB) Cod. 1100 paragraph .101 states a governmental accounting system must make it possible both: (a) to present fairly and with full disclosure the funds and activities of the governmental unit in conformity with generally accepted accounting principles, and (b) to determine and demonstrate compliance with finance-related legal and contractual provisions.

Additionally, **Ohio Rev. Code § 5705.10(D)** provides, in part, all revenue derived from a source other than the general property tax and which the law prescribes, shall be used for a particular purpose is to be paid into a special fund for such purpose.

The District incorrectly posted Food Service fund intergovernmental receipts in the amount of \$21,488 to the General fund.

Failure to properly post receipts could result in restricted monies being used for unallowable purposes and could also lead to inaccurate financial statements.

The District's accounting records and financial statements have been adjusted to properly record these receipts.

We recommend the District closely monitor the posting of revenue derived for a particular purpose to ensure the revenue is paid into the special fund for such purpose.

Officials' Response: See Corrective Action Plan.



HILLSDALE SCHOOLS

485 TWP. RD. 1902 • JEROMESVILLE, OHIO 44840
 Ph: 419-368-8231 • Fax: 419 368-7504

Hillsdale High School
 485 Twp. Rd. 1902
 Jeromesville, Ohio 44840
 Ph: 419-368-6841
 Fax: 419-368-7504

Hillsdale Middle School
 Box 57, 144 N. High Street
 Jeromesville, Ohio 44840
 Ph: 419-368-4911
 Fax: 419-368-3613

Hillsdale Elementary School
 West Main Street
 Hayesville, Ohio 44838
 Ph: 419-368-4364
 Fax: 419-368-3701

CORRECTIVE ACTION PLAN
2 CFR § 200.511(c)
JUNE 30, 2017

Finding Number	Planned Corrective Action	Anticipated Completion Date	Responsible Contact Person
2017-001	The District has implemented additional procedures and monitoring activities to ensure food service receipts are posted to the correct fund. Furthermore, the District has implemented a new accounting system which built in controls which prepopulates funds based on receipt source.	Immediately	District Treasurer Rick Blahnik



Dave Yost • Auditor of State

HILLSDALE LOCAL SCHOOL DISTRICT

ASHLAND COUNTY

CLERK'S CERTIFICATION

This is a true and correct copy of the report which is required to be filed in the Office of the Auditor of State pursuant to Section 117.26, Revised Code, and which is filed in Columbus, Ohio.

Susan Babbitt

CLERK OF THE BUREAU

CERTIFIED
MARCH 27, 2018