



Dave Yost • Auditor of State



**UNITED LOCAL SCHOOL DISTRICT  
COLUMBIANA COUNTY  
JUNE 30, 2017**

**TABLE OF CONTENTS**

<b>TITLE</b>	<b>PAGE</b>
Independent Auditor's Report .....	1
Prepared by Management:	
Management's Discussion and Analysis .....	5
Basic Financial Statements:	
Government-wide Financial Statements:	
Statement of Net Position .....	15
Statement of Activities.....	16
Fund Financial Statements:	
Balance Sheet	
Governmental Funds.....	17
Reconciliation of Total Governmental Fund Balances to Net Position of Governmental Activities .....	18
Statement of Revenues, Expenditures and Changes in Fund Balances Governmental Funds.....	19
Reconciliation of the Statement of Revenues, Expenditures and Changes in Fund Balances of Governmental Funds to the Statement of Activities.....	20
Statement of Revenues, Expenditures and Changes in Fund Balance - Budget and Actual (Non-GAAP Budgetary Basis) General Fund.....	21
Statement of Fiduciary Assets and Liabilities .....	22
Notes to the Basic Financial Statements.....	23
Required Supplementary Information:	
Schedule of the District's Proportionate Share of the Net Pension Liability (SERS) .....	58
Schedule of the District's Proportionate Share of the Net Pension Liability (STRS).....	59
Schedule of District Contributions (SERS).....	60
Schedule of District Contributions (STRS) .....	62
Notes to the Required Supplementary Information .....	64

**UNITED LOCAL SCHOOL DISTRICT  
COLUMBIANA COUNTY  
JUNE 30, 2017**

**TABLE OF CONTENTS  
(Continued)**

<b>TITLE</b>	<b>PAGE</b>
Schedule of Expenditures of Federal Awards .....	65
Notes to the Schedule of Expenditures of Federal Awards.....	66
Independent Auditor's Report on Internal Control Over Financial Reporting and on Compliance and Other Matters Required by <i>Government Auditing Standards</i> .....	67
Independent Auditor's Report on Compliance with Requirements Applicable to the Major Federal Program and on Internal Control Over Compliance Required by the Uniform Guidance.....	69
Schedule of Findings.....	71
Prepared by Management:	
Summary Schedule of Prior Audit Findings .....	73



# Dave Yost • Auditor of State

## INDEPENDENT AUDITOR'S REPORT

United Local School District  
Columbiana County  
8143 State Route 9  
Hanoverton, Ohio 44423

To the Board of Education:

### ***Report on the Financial Statements***

We have audited the accompanying financial statements of the governmental activities, the major fund, and the aggregate remaining fund information of United Local School District, Columbiana County, Ohio (the District), as of and for the year ended June 30, 2017, and the related notes to the financial statements, which collectively comprise the District's basic financial statements as listed in the table of contents.

### ***Management's Responsibility for the Financial Statements***

Management is responsible for preparing and fairly presenting these financial statements in accordance with accounting principles generally accepted in the United States of America; this includes designing, implementing, and maintaining internal control relevant to preparing and fairly presenting financial statements that are free from material misstatement, whether due to fraud or error.

### ***Auditor's Responsibility***

Our responsibility is to opine on these financial statements based on our audit. We audited in accordance with auditing standards generally accepted in the United States of America and the financial audit standards in the Comptroller General of the United States *Government Auditing Standards*. Those standards require us to plan and perform the audit to reasonably assure the financial statements are free from material misstatement.

An audit requires obtaining evidence about financial statement amounts and disclosures. The procedures selected depend on our judgment, including assessing the risks of material financial statement misstatement, whether due to fraud or error. In assessing those risks, we consider internal control relevant to the District's preparation and fair presentation of the financial statements in order to design audit procedures that are appropriate in the circumstances, but not to the extent needed to opine on the effectiveness of the District's internal control. Accordingly, we express no opinion. An audit also includes evaluating the appropriateness of management's accounting policies and the reasonableness of their significant accounting estimates, as well as our evaluation of the overall financial statement presentation.

We believe the audit evidence we obtained is sufficient and appropriate to support our audit opinions.

***Opinion***

In our opinion, the financial statements referred to above present fairly, in all material respects, the respective financial position of the governmental activities, the major fund, and the aggregate remaining fund information of United Local School District, Columbiana County, Ohio, as of June 30, 2017, and the respective changes in financial position and the budgetary comparison for the General fund thereof for the year then ended in accordance with the accounting principles generally accepted in the United States of America.

***Other Matters***

*Required Supplementary Information*

Accounting principles generally accepted in the United States of America require this presentation to include *Management's discussion and analysis*, and schedules of net pension liabilities and pension contributions listed in the table of contents, to supplement the basic financial statements. Although this information is not part of the basic financial statements, the Governmental Accounting Standards Board considers it essential for placing the basic financial statements in an appropriate operational, economic, or historical context. We applied certain limited procedures to the required supplementary information in accordance with auditing standards generally accepted in the United States of America, consisting of inquiries of management about the methods of preparing the information and comparing the information for consistency with management's responses to our inquiries, to the basic financial statements, and other knowledge we obtained during our audit of the basic financial statements. We do not opine or provide any assurance on the information because the limited procedures do not provide us with sufficient evidence to opine or provide any other assurance.

*Supplementary and Other Information*

Our audit was conducted to opine on the Center's basic financial statements taken as a whole.

The Schedule of Expenditures of Federal Awards presents additional analysis as required by Title 2 U.S. Code of Federal Regulations (CFR) Part 200, Uniform Administrative Requirements, Cost Principles, and Audit Requirements for Federal Awards and is not a required part of the financial statements.

The schedule is management's responsibility, and derives from and relate directly to the underlying accounting and other records used to prepare the basic financial statements. We subjected this schedule to the auditing procedures we applied to the basic financial statements. We also applied certain additional procedures, including comparing and reconciling the schedule directly to the underlying accounting and other records used to prepare the basic financial statements or to the basic financial statements themselves in accordance with auditing standards generally accepted in the United States of America. In our opinion, this schedule is fairly stated in all material respects in relation to the basic financial statements taken as a whole.

***Other Reporting Required by Government Auditing Standards***

In accordance with *Government Auditing Standards*, we have also issued our report dated January 30, 2018, on our consideration of the District's internal control over financial reporting and our tests of its compliance with certain provisions of laws, regulations, contracts and grant agreements and other matters. That report describes the scope of our internal control testing over financial reporting and compliance, and the results of that testing, and does not opine on internal control over financial reporting or on compliance. That report is an integral part of an audit performed in accordance with *Government Auditing Standards* in considering the District's internal control over financial reporting and compliance.

A handwritten signature in black ink that reads "Dave Yost". The signature is written in a cursive style with a large, looping "D" and "Y".

**Dave Yost**  
Auditor of State  
Columbus, Ohio

January 30, 2018

**THIS PAGE INTENTIONALLY LEFT BLANK.**



**UNITED LOCAL SCHOOL DISTRICT  
COLUMBIANA COUNTY, OHIO**

**MANAGEMENT'S DISCUSSION AND ANALYSIS  
FOR THE FISCAL YEAR ENDED JUNE 30, 2017  
(UNAUDITED)**

The management's discussion and analysis of the United Local School District's (the "District") financial performance provides an overall review of the District's financial activities for the fiscal year ended June 30, 2017. The intent of this discussion and analysis is to look at the District's financial performance as a whole; readers should also review the basic financial statements and notes to the basic financial statements to enhance their understanding of the District's financial performance.

**Financial Highlights**

Key financial highlights for fiscal year 2017 are as follows:

- In total, net position of governmental activities decreased \$1,364,693 which represents a 20.20% decrease from 2016 restated net position per note 3.C.
- General revenues accounted for \$11,139,050 in revenue or 77.92% of all revenues. Program specific revenues in the form of charges for services and sales, grants and contributions accounted for \$3,156,533 or 22.08% of total revenues of \$14,295,583.
- The District had \$15,660,276 in expenses related to governmental activities; \$3,156,533 of these expenses were offset by program specific charges for services, grants or contributions. General revenues supporting governmental activities (primarily taxes and unrestricted grants and entitlements) of \$11,139,050 were inadequate to provide for these programs.
- The District's major governmental fund is the general fund. The general fund had \$12,417,060 in revenues and \$12,754,533 in expenditures. During fiscal year 2017, the general fund's fund balance decreased \$337,473 from a fund balance of \$4,378,303 to \$4,040,830.

**Using the Basic Financial Statements**

This annual report consists of a series of financial statements and notes to those statements. These statements are organized so the reader can understand the District as a financial whole, an entire operating entity. The statements then proceed to provide an increasingly detailed look at specific financial activities.

The statement of net position and statement of activities provide information about the activities of the whole District, presenting both an aggregate view of the District's finances and a longer-term view of those finances. Fund financial statements provide the next level of detail. For governmental funds, these statements tell how services were financed in the short-term as well as what remains for future spending. The fund financial statements also look at the District's most significant funds with all other nonmajor funds presented in total in one column. In the case of the District, the general fund is by far the most significant fund, and the only governmental fund reported as a major fund.

**Reporting the District as a Whole**

*Statement of Net Position and the Statement of Activities*

While this document contains the large number of funds used by the District to provide programs and activities, the view of the District as a whole looks at all financial transactions and asks the question, "How did we do financially during 2017?" The statement of net position and the statement of activities answer this question. These statements include all assets, deferred outflows of resources, liabilities, deferred inflows of resources, revenues and expenses using the accrual basis of accounting similar to the accounting used by most private-sector companies. This basis of accounting will take into account all of the current year's revenues and expenses regardless of when cash is received or paid.

**UNITED LOCAL SCHOOL DISTRICT  
COLUMBIANA COUNTY, OHIO**

MANAGEMENT'S DISCUSSION AND ANALYSIS  
FOR THE FISCAL YEAR ENDED JUNE 30, 2017  
(UNAUDITED)

These two statements report the District's net position and changes in net position. This change in net position is important because it tells the reader that, for the District as a whole, the financial position of the District has improved or diminished. The causes of this change may be the result of many factors, some financial, some not. Non-financial factors include the District's property tax base, current property tax laws in Ohio restricting revenue growth, facility conditions, required educational programs and other factors.

In the statement of net position and the statement of activities, the governmental activities include the District's programs and services, including instruction, support services, operation and maintenance of plant, pupil transportation, extracurricular activities, and food service operations.

The District's statement of net position and statement of activities can be found on pages 15-16 of this report.

**Reporting the District's Most Significant Funds**

***Fund Financial Statements***

The analysis of the District's major governmental funds begins on page 12. Fund financial reports provide detailed information about the District's major funds. The District uses many funds to account for a multitude of financial transactions. However, these fund financial statements focus on the District's most significant funds. The District's major governmental fund is the general fund.

***Governmental Funds***

Most of the District's activities are reported in governmental funds, which focus on how money flows into and out of those funds and the balances left at year-end available for spending in future periods. These funds are reported using an accounting method called modified accrual accounting, which measures cash and all other financial assets than can readily be converted to cash. The governmental fund financial statements provide a detailed short-term view of the District's general government operations and the basic services it provides. Governmental fund information helps you determine whether there are more or fewer financial resources that can be spent in the near future to finance educational programs. The relationship (or differences) between governmental activities (reported in the statement of net position and the statement of activities) and governmental funds is reconciled in the basic financial statements. The basic governmental fund financial statements can be found on pages 17 - 21 of this report.

***Reporting the District's Fiduciary Responsibilities***

The District acts in a trustee capacity as an agent for individuals or other entities. These activities are reported in agency funds. All of the District's fiduciary activities are reported in a separate statement of fiduciary assets and liabilities on page 22. These activities are excluded from the District's other financial statements because the assets cannot be utilized by the District to finance its operations.

***Notes to the Basic Financial Statements***

The notes provide additional information that is essential to a full understanding of the data provided in the government-wide and fund financial statements. These notes to the basic financial statements can be found on pages 23-56 of this report.

***Required Supplemental Information***

In addition to the basic financial statements and accompanying notes, this report also presents certain required supplementary information concerning the District's net position liability. The required supplementary information can be found on pages 58-64 of this report.

**UNITED LOCAL SCHOOL DISTRICT  
COLUMBIANA COUNTY, OHIO**

MANAGEMENT'S DISCUSSION AND ANALYSIS  
FOR THE FISCAL YEAR ENDED JUNE 30, 2017  
(UNAUDITED)

*The District as a Whole*

The statement of net position provides the perspective of the District as a whole. The table below provides a summary of the District's net position for June 30, 2017 and June 30, 2016.

	<b>Net Position</b>	
	Governmental Activities 2017	Restated Governmental Activities 2016
<b><u>Assets</u></b>		
Current and other assets	\$ 10,146,765	\$ 9,691,089
Capital assets, net	<u>5,031,667</u>	<u>5,319,427</u>
Total assets	<u>15,178,432</u>	<u>15,010,516</u>
<b><u>Deferred Outflows of Resources</u></b>		
Pension	<u>4,413,729</u>	<u>1,718,182</u>
Total deferred outflows of resources	<u>4,413,729</u>	<u>1,718,182</u>
Total assets and deferred outflows of resources	<u>19,592,161</u>	<u>16,728,698</u>
<b><u>Liabilities</u></b>		
Current liabilities	1,698,897	1,615,493
Long-term liabilities:		
Due within one year	127,273	96,125
Due within more than one year:		
Net pension liability	21,274,351	16,673,284
Other amounts	<u>1,281,301</u>	<u>1,170,803</u>
Total liabilities	<u>24,381,822</u>	<u>19,555,705</u>
<b><u>Deferred Inflows of Resources</u></b>		
Property taxes levied for the next fiscal year	3,309,696	2,783,438
Pensions	<u>22,998</u>	<u>1,147,217</u>
Total deferred inflows of resources	<u>3,332,694</u>	<u>3,930,655</u>
Total liabilities and deferred inflows of resources	<u>27,714,516</u>	<u>23,486,360</u>
<b><u>Net Position</u></b>		
Net investment in capital assets	5,031,667	5,298,356
Restricted	466,174	406,906
Unrestricted (deficit)	<u>(13,620,196)</u>	<u>(12,462,924)</u>
Total net position (deficit)	<u>\$ (8,122,355)</u>	<u>\$ (6,757,662)</u>

**UNITED LOCAL SCHOOL DISTRICT  
COLUMBIANA COUNTY, OHIO**

MANAGEMENT'S DISCUSSION AND ANALYSIS  
FOR THE FISCAL YEAR ENDED JUNE 30, 2017  
(UNAUDITED)

During a prior year, the District adopted GASB Statement 68, "Accounting and Financial Reporting for Pensions— an Amendment of GASB Statement 27" and GASB Statement 71, "Pension Transition for Contributions Made Subsequent to the Measurement Date," which significantly revises accounting for pension costs and liabilities. For reasons discussed below, many end users of this financial statement will gain a clearer understanding of the District's actual financial condition by adding deferred inflows related to pension and the net pension liability to the reported net position and subtracting deferred outflows related to pension.

Governmental Accounting Standards Board standards are national and apply to all government financial reports prepared in accordance with generally accepted accounting principles. When accounting for pension costs, GASB 27 focused on a funding approach. This approach limited pension costs to contributions annually required by law, which may or may not be sufficient to fully fund each plan's *net pension liability*. GASB 68 takes an earnings approach to pension accounting; however, the nature of Ohio's statewide pension systems and state law governing those systems requires additional explanation in order to properly understand the information presented in these statements.

Under the standards required by GASB 68, the net pension liability equals the District's proportionate share of each plan's collective:

1. Present value of estimated future pension benefits attributable to active and inactive employees' past service
2. Minus plan assets available to pay these benefits

GASB notes that pension obligations, whether funded or unfunded, are part of the "employment exchange" – that is, the employee is trading his or her labor in exchange for wages, benefits, and the promise of a future pension. GASB noted that the unfunded portion of this pension promise is a present obligation of the government, part of a bargained-for benefit to the employee and should accordingly be reported by the government as a liability since they received the benefit of the exchange. However, the District is not responsible for certain key factors affecting the balance of this liability. In Ohio, the employee shares the obligation of funding pension benefits with the employer. Both employer and employee contribution rates are capped by State statute. A change in these caps requires action of both Houses of the General Assembly and approval of the Governor. Benefit provisions are also determined by State statute. The employee enters the employment exchange with the knowledge that the employer's promise is limited not by contract but by law. The employer enters the exchange also knowing that there is a specific, legal limit to its contribution to the pension system. In Ohio, there is no legal means to enforce the unfunded liability of the pension system *as against the public employer*. State law operates to mitigate/lessen the moral obligation of the public employer to the employee, because all parties enter the employment exchange with notice as to the law. The pension system is responsible for the administration of the plan.

Most long-term liabilities have set repayment schedules or, in the case of compensated absences (i.e. sick and vacation leave), are satisfied through paid time-off or termination payments. There is no repayment schedule for the net pension liability. As explained above, changes in pension benefits, contribution rates, and return on investments affect the balance of the net pension liability, but are outside the control of the local government. In the event that contributions, investment returns, and other changes are insufficient to keep up with required pension payments, State statute does not assign/identify the responsible party for the unfunded portion. Due to the unique nature of how the net pension liability is satisfied, this liability is separately identified within the long-term liability section of the statement of net position.

In accordance with GASB 68, the District's statements prepared on an accrual basis of accounting include an annual pension expense for their proportionate share of each plan's *change* in net pension liability not accounted for as deferred inflows/outflows.

As a result of implementing GASB 68 and GASB 71, the District is reporting a net pension liability and deferred inflows/outflows of resources related to pension on the accrual basis of accounting.

**UNITED LOCAL SCHOOL DISTRICT  
COLUMBIANA COUNTY, OHIO**

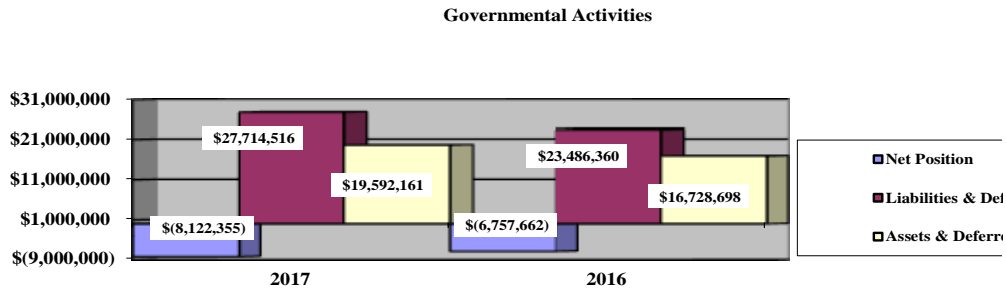
**MANAGEMENT'S DISCUSSION AND ANALYSIS  
FOR THE FISCAL YEAR ENDED JUNE 30, 2017  
(UNAUDITED)**

Over time, net position can serve as a useful indicator of a government's financial position. At June 30, 2017, the District's liabilities and deferred inflows of resources exceeded assets and deferred outflows by \$8,122,355.

At year-end, capital assets represented 33.15% of total assets. Capital assets include land, land improvements, buildings and improvements, furniture and equipment and vehicles. Net investment in capital assets at June 30, 2017, was \$5,031,667. These capital assets are used to provide services to the students and are not available for future spending. Although the District's investment in capital assets is reported net of related debt, it should be noted that the resources to repay the debt must be provided from other sources, since capital assets may not be used to liquidate these liabilities.

A portion of the District's net position, \$466,174, represents resources that are subject to external restriction on how they may be used. The remaining deficit balance of unrestricted net position is \$13,620,196.

The graph below presents the District's assets and deferred outflows, liabilities and deferred inflows, and net position at June 30, 2017 and 2016.



The table below shows the change in net position for fiscal years 2017 and 2016.

**Change in Net Position**

	Governmental Activities <u>2017</u>	Governmental Activities <u>2016</u>
<b><u>Revenues</u></b>		
Program revenues:		
Charges for services and sales	\$ 1,596,750	\$ 1,595,273
Operating grants and contributions	1,559,783	1,417,665
General revenues:		
Property taxes	3,426,508	3,207,345
Income taxes	775,147	802,030
Grants and entitlements	6,874,347	6,833,503
Investment earnings	37,731	72,853
Other	<u>25,317</u>	<u>26,255</u>
Total revenues	<u>14,295,583</u>	<u>13,954,924</u>

-Continued

**UNITED LOCAL SCHOOL DISTRICT  
COLUMBIANA COUNTY, OHIO**

MANAGEMENT'S DISCUSSION AND ANALYSIS  
FOR THE FISCAL YEAR ENDED JUNE 30, 2017  
(UNAUDITED)

	<b>Change in Net Position (Continued)</b>	
	Governmental Activities	Governmental Activities
	<u>2017</u>	<u>2016</u>
<b><u>Expenses</u></b>		
Program expenses:		
Instruction:		
Regular	\$ 6,498,787	\$ 5,914,230
Special	2,553,846	1,796,853
Vocational	253,592	232,273
Adult/continuing	4,568	5,685
Other	15,578	16,529
Support services:		
Pupil	656,584	619,327
Instructional staff	211,477	421,750
Board of education	317,094	100,171
Administration	1,094,154	1,081,210
Fiscal	392,554	346,943
Business	50,372	11,068
Operations and maintenance	1,308,805	1,102,321
Pupil transportation	861,394	893,330
Central	141,012	88,019
Operation of non-instructional services:		
Food service operations	602,807	584,386
Other non-instructional services	1,114	2,076
Extracurricular activities	695,686	594,108
Interest and fiscal charges	<u>852</u>	<u>2,620</u>
Total expenses	<u>15,660,276</u>	<u>13,812,899</u>
Change in net position	(1,364,693)	142,025
Net position (deficit) at beginning of year (restated)	<u>(6,757,662)</u>	<u>(6,899,687)</u>
Net position (deficit) at end of year	<u><u>\$ (8,122,355)</u></u>	<u><u>\$ (6,757,662)</u></u>

**Governmental Activities**

Net position of the District's governmental activities decreased \$1,364,693. Total governmental expenses of \$15,660,276 were offset by program revenues of \$3,156,533 and general revenues of \$11,139,050. Program revenues supported 20.16% of the total governmental expenses.

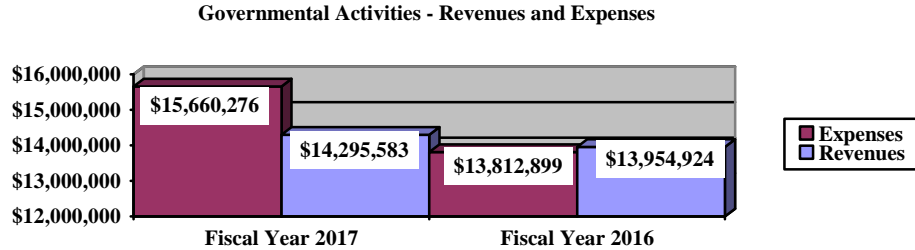
The primary sources of revenue for governmental activities are derived from property taxes, income taxes and unrestricted grants and entitlements. These revenue sources represent 77.48% of total governmental revenue.

The largest expense of the District is for instructional programs. Instruction expenses totaled \$9,326,371 or 59.55% of total governmental expenses for fiscal year 2017.

**UNITED LOCAL SCHOOL DISTRICT  
COLUMBIANA COUNTY, OHIO**

**MANAGEMENT'S DISCUSSION AND ANALYSIS  
FOR THE FISCAL YEAR ENDED JUNE 30, 2017  
(UNAUDITED)**

The graph below presents the District's governmental activities revenue and expenses for fiscal years 2017 and 2016.



The statement of activities shows the cost of program services and the charges for services and grants offsetting those services. The following table shows, for governmental activities, the total cost of services and the net cost of services. That is, it identifies the cost of these services supported by tax revenue and unrestricted State grants and entitlements.

	<b>Governmental Activities</b>			
	Total Cost of Services <u>2017</u>	Net Cost of Services <u>2017</u>	Total Cost of Services <u>2016</u>	Net Cost of Services <u>2016</u>
<b>Program expenses</b>				
Instruction:				
Regular	\$ 6,498,787	\$ 5,442,551	\$ 5,914,230	\$ 4,909,059
Special	2,553,846	1,373,170	1,796,853	747,631
Vocational	253,592	207,151	232,273	182,002
Adult/continuing	4,568	4,568	5,685	5,685
Other	15,578	15,578	16,529	16,529
Support services:				
Pupil	656,584	651,984	619,327	614,211
Instructional staff	211,477	184,482	421,750	421,750
Board of education	317,094	317,094	100,171	100,171
Administration	1,094,154	1,086,803	1,081,210	1,073,627
Fiscal	392,554	392,554	346,943	346,943
Business	50,372	50,372	11,068	11,068
Operations and maintenance	1,308,805	1,292,526	1,102,321	1,065,583
Pupil transportation	861,394	861,394	893,330	893,330
Central	141,012	134,412	88,019	81,419
Operation of non-instructional services:				
Food service operations	602,807	86,635	584,386	(5,280)
Other non-instructional services	1,114	1,114	2,076	2,076
Extracurricular activities	695,686	400,503	594,108	331,537
Interest and fiscal charges	852	852	2,620	2,620
<b>Total expenses</b>	<u>\$ 15,660,276</u>	<u>\$ 12,503,743</u>	<u>\$ 13,812,899</u>	<u>\$ 10,799,961</u>

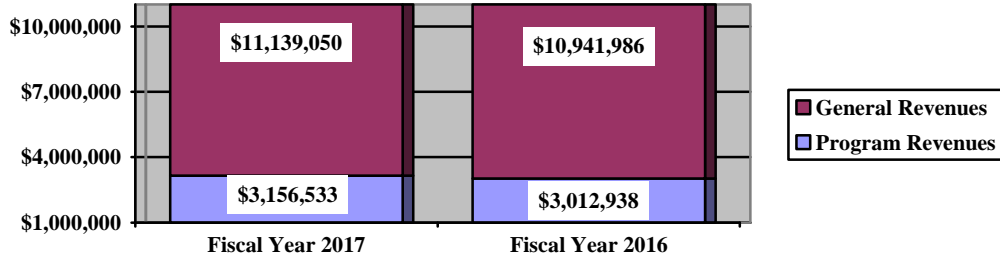
The dependence upon tax and other general revenues for governmental activities is apparent, 75.52% of instruction activities are supported through taxes and other general revenues. For all governmental activities, general revenue support is 79.84%. The District's taxpayers and unrestricted grants and entitlements received from the State are by far the primary support for District's students.

**UNITED LOCAL SCHOOL DISTRICT  
COLUMBIANA COUNTY, OHIO**

MANAGEMENT'S DISCUSSION AND ANALYSIS  
FOR THE FISCAL YEAR ENDED JUNE 30, 2017  
(UNAUDITED)

The graph below presents the District's governmental activities revenue for fiscal years 2017 and 2016.

**Governmental Activities - General and Program Revenues**



**The District's Funds**

The District's governmental funds reported a combined fund balance of \$4,850,317 which is lower than last year's total of \$5,018,975. The schedule below indicates the fund balance and the total change in fund balance as of June 30, 2017 and 2016.

	<u>Fund Balance June 30, 2017</u>	<u>Fund Balance June 30, 2016</u>	<u>Change</u>	<u>Percentage Change</u>
General	\$ 4,040,830	\$ 4,378,303	\$ (337,473)	(7.71) %
Other governmental	809,487	640,672	168,815	26.35 %
Total	<u>\$ 4,850,317</u>	<u>\$ 5,018,975</u>	<u>\$ (168,658)</u>	(3.36) %

**General Fund**

The District's general fund balance decreased \$337,473. The table that follows assists in illustrating the revenues and expenditures of the general fund.

	<u>2017 Amount</u>	<u>2016 Amount</u>	<u>Change</u>	<u>Percentage Change</u>
<b><u>Revenues</u></b>				
Taxes	\$ 3,071,717	\$ 2,886,830	\$ 184,887	6.40 %
Income Taxes	\$ 775,147	\$ 802,030	\$ (26,883)	(3.35)
Tuition	997,523	986,045	11,478	1.16 %
Earnings on investments	36,022	73,846	(37,824)	(51.22) %
Intergovernmental	7,356,683	7,394,984	(38,301)	(0.52) %
Other revenues	179,968	164,820	15,148	9.19 %
Total	<u>\$ 12,417,060</u>	<u>\$ 12,308,555</u>	<u>\$ 108,505</u>	0.88 %
<b><u>Expenditures</u></b>				
Instruction	\$ 7,870,016	\$ 7,449,788	\$ 420,228	5.64 %
Support services	4,432,451	4,447,392	(14,941)	(0.34) %
Operation of non-instructional services	1,114	2,076	(962)	(46.34) %
Extracurricular activities	428,692	386,071	42,621	11.04 %
Facilities acquisition and construction	337	-	337	100.00 %
Debt service	21,923	23,916	(1,993)	(8.33) %
Total	<u>\$ 12,754,533</u>	<u>\$ 12,309,243</u>	<u>\$ 445,290</u>	3.62 %



**UNITED LOCAL SCHOOL DISTRICT  
COLUMBIANA COUNTY, OHIO**

MANAGEMENT'S DISCUSSION AND ANALYSIS  
FOR THE FISCAL YEAR ENDED JUNE 30, 2017  
(UNAUDITED)

The District experienced a \$108,505 or 0.88% increase in general fund revenues and an increase of \$445,290 or 3.62% in general fund expenditures. Property taxes increased \$184,887 or 6.40% due to higher collections of tax receipts in fiscal 2017. Other revenues increased \$15,148 or 9.19% primarily due to an increase in extracurricular revenues. Tuition increased \$11,478 or 1.16% due to an increase in open enrollment throughout the District. Instruction expenditures increased \$420,228 or 5.64% primarily due to an increase in wages and benefits. All other revenues and expenditures remained consistent with prior year.

***General Fund Budgeting Highlights***

The District's budget is prepared according to Ohio law and is based on accounting for certain transactions on a basis of cash receipts, disbursements and encumbrances. The most significant budgeted fund is the general fund.

During the course of fiscal year 2017, the District amended its general fund budget several times. For the general fund, original budgeted revenues and financing sources were \$12,452,912 and final budgeted revenues and financing sources were \$12,384,109. Actual revenues and for fiscal year 2017 were \$12,388,909. This represents a \$4,800 increase from final budgeted revenues.

General fund original appropriations of \$12,423,046 were increased in the final appropriations and to \$12,616,421. The actual budget basis expenditures for fiscal year 2017 totaled \$12,540,068, which was \$76,353 less than the final budget appropriations.

**Capital Assets and Debt Administration**

***Capital Assets***

The District restated capital assets at June 30, 2017. At the end of fiscal year 2017, the District had \$5,031,667 invested in land, land improvements, buildings and improvements, furniture and equipment and vehicles. This entire amount is reported in governmental activities.

The following table shows June 30, 2017 balances compared to June 30, 2016:

**Capital Assets at June 30  
(Net of Depreciation)**

	2017	2016
Land	\$ 57,872	\$ 57,872
Land improvements	348,608	407,824
Building and improvements	3,745,178	3,945,659
Furniture and equipment	502,376	544,162
Vehicles	377,633	363,910
Total	\$ 5,031,667	\$ 5,319,427

See Note 9 to the basic financial statements for additional information on the District's capital assets.

***Debt Administration***

At June 30, 2017, the District's overall legal debt margin was \$15,492,083, and an unvoted debt margin of \$172,134.

See Note 11 to the basic financial statements for additional information on the District's debt administration.

**UNITED LOCAL SCHOOL DISTRICT  
COLUMBIANA COUNTY, OHIO**

**MANAGEMENT'S DISCUSSION AND ANALYSIS  
FOR THE FISCAL YEAR ENDED JUNE 30, 2017  
(UNAUDITED)**

**Current Financial Related Activities**

The District has carefully managed its general fund budgets in order to optimize the dollars available for educating the students it serves, and to minimize the need to go to the community's citizens for additional levy millage. Sound fiscal management by the Board of Education and Administration has enabled the District to maintain a positive cash balance without going to the voters for operating levies since 1991, while continuing a quality, comprehensive educational program.

The Board's five-year projections indicate that the District will require additional operating income beginning in fiscal year 2021. Many factors impact this projection:

- Declining enrollment
- Health insurance premium increases
- Special education and excess costs increases
- No increases in State aid
- Increase in personal service costs

Declining enrollment over the past ten years is a trend that has received, and will continue to receive, the attention of the Board and Administration. However, in 2013 the District did experience a slight increase in students and other community members. The Board of Education approved accepting open enrollment students in 2004. Currently the District is receiving more funds from students coming to the District as open enrollment students than it is losing due to students going open enrollment to other schools. Unfortunately continued reduced student counts could lead to staffing cuts in the future. This factor negatively impacts the operations of the District.

The District has committed itself to educational and financial excellence for many years. The budgeting and internal controls utilized by the District are well regarded by the Auditor of State, as exemplified by the unqualified audit opinions that have been received. The District is committed to living within its financial means, and working with the community it serves in order to garner adequate resources to support the educational program.

**Contacting the District's Financial Management**

This financial report is designed to provide our citizens, taxpayers, investors and creditors with a general overview of the District's finances and to show the District's accountability for the money it receives. If you have questions about this report or need additional financial information contact Ms. Melissa Baker, Treasurer, United Local School District, 8143 State Route 9, Hanoverton, Ohio 44423.

**UNITED LOCAL SCHOOL DISTRICT  
COLUMBIANA COUNTY, OHIO**

STATEMENT OF NET POSITION  
JUNE 30, 2017

	<u><b>Governmental Activities</b></u>
<b>Assets:</b>	
Equity in pooled cash and investments. . . . .	\$ 6,035,545
Receivables:	
Property taxes . . . . .	3,542,982
Income taxes . . . . .	343,878
Accounts . . . . .	6,988
Accrued interest . . . . .	10,820
Intergovernmental . . . . .	182,948
Prepayments . . . . .	17,320
Materials and supplies inventory. . . . .	1,347
Inventory held for resale. . . . .	4,937
Capital assets:	
Nondepreciable capital assets . . . . .	57,872
Depreciable capital assets, net. . . . .	4,973,795
Capital assets, net . . . . .	<u>5,031,667</u>
Total assets. . . . .	<u>15,178,432</u>
<b>Deferred outflows of resources:</b>	
Pension - STRS . . . . .	3,760,140
Pension - SERS . . . . .	653,589
Total deferred outflows of resources . . . . .	<u>4,413,729</u>
<b>Liabilities:</b>	
Accounts payable. . . . .	49,330
Accrued wages and benefits payable . . . . .	1,451,355
Intergovernmental payable . . . . .	23,069
Pension and postemployment benefits payable . . . . .	175,143
Long-term liabilities:	
Due within one year. . . . .	127,273
Due in more than one year:	
Net pension liability. . . . .	21,274,351
Other amounts due in more than one year. . . . .	1,281,301
Total liabilities . . . . .	<u>24,381,822</u>
<b>Deferred inflows of resources:</b>	
Property taxes levied for the next fiscal year. . . . .	3,309,696
Pension - SERS . . . . .	22,998
Total deferred inflows of resources . . . . .	<u>3,332,694</u>
<b>Net position:</b>	
Investment in capital assets . . . . .	5,031,667
Restricted for:	
Capital projects . . . . .	213,957
Locally funded programs . . . . .	3,000
Federally funded programs . . . . .	13,978
Student activities . . . . .	145,298
Other purposes . . . . .	89,941
Unrestricted (deficit) . . . . .	(13,620,196)
Total net position (deficit). . . . .	<u>\$ (8,122,355)</u>

SEE ACCOMPANYING NOTES TO THE BASIC FINANCIAL STATEMENTS

**UNITED LOCAL SCHOOL DISTRICT  
COLUMBIANA COUNTY, OHIO**

STATEMENT OF ACTIVITIES  
FOR THE FISCAL YEAR ENDED JUNE 30, 2017

	Expenses	Program Revenues		Net (Expense)
		Charges for Services and Sales	Operating Grants and Contributions	Revenue and Changes in Net Position
				Governmental Activities
<b>Governmental activities:</b>				
Instruction:				
Regular . . . . .	\$ 6,498,787	\$ 1,052,597	\$ 3,639	\$ (5,442,551)
Special . . . . .	2,553,846	5,690	1,174,986	(1,373,170)
Vocational . . . . .	253,592	-	46,441	(207,151)
Adult/continuing. . . . .	4,568	-	-	(4,568)
Other . . . . .	15,578	-	-	(15,578)
Support services:				
Pupil. . . . .	656,584	-	4,600	(651,984)
Instructional staff . . . . .	211,477	-	26,995	(184,482)
Board of education . . . . .	317,094	-	-	(317,094)
Administration. . . . .	1,094,154	-	7,351	(1,086,803)
Fiscal. . . . .	392,554	-	-	(392,554)
Business. . . . .	50,372	-	-	(50,372)
Operations and maintenance . . . . .	1,308,805	12,079	4,200	(1,292,526)
Pupil transportation. . . . .	861,394	-	-	(861,394)
Central . . . . .	141,012	-	6,600	(134,412)
Operation of non-instructional services:				
Other non-instructional services . . . . .	1,114	-	-	(1,114)
Food service operations . . . . .	602,807	231,201	284,971	(86,635)
Extracurricular activities. . . . .	695,686	295,183	-	(400,503)
Interest and fiscal charges . . . . .	852	-	-	(852)
<b>Total governmental activities . . . . .</b>	<b>\$ 15,660,276</b>	<b>\$ 1,596,750</b>	<b>\$ 1,559,783</b>	<b>(12,503,743)</b>
<b>General revenues:</b>				
Property taxes levied for:				
General purposes . . . . .				3,070,063
Capital outlay. . . . .				356,445
School district income tax . . . . .				775,147
Grants and entitlements not restricted				
to specific programs . . . . .				6,874,347
Investment earnings . . . . .				37,731
Miscellaneous . . . . .				25,317
<b>Total general revenues . . . . .</b>				<b>11,139,050</b>
Change in net position . . . . .				(1,364,693)
<b>Net position (deficit) at beginning of year (restated)</b>				<b>(6,757,662)</b>
<b>Net position (deficit) at end of year . . . . .</b>				<b>\$ (8,122,355)</b>

SEE ACCOMPANYING NOTES TO THE BASIC FINANCIAL STATEMENTS

**UNITED LOCAL SCHOOL DISTRICT  
COLUMBIANA COUNTY, OHIO**

BALANCE SHEET  
GOVERNMENTAL FUNDS  
JUNE 30, 2017

	<u>General</u>	<u>Nonmajor Governmental Funds</u>	<u>Total Governmental Funds</u>
<b>Assets:</b>			
Equity in pooled cash and investments . . . . .	\$ 5,173,366	\$ 862,179	\$ 6,035,545
Receivables:			
Property taxes . . . . .	3,174,391	368,591	3,542,982
Income taxes . . . . .	343,878	-	343,878
Accounts . . . . .	6,988	-	6,988
Accrued interest . . . . .	10,820	-	10,820
Intergovernmental . . . . .	86,766	96,182	182,948
Prepayments . . . . .	16,851	469	17,320
Materials and supplies inventory . . . . .	-	1,347	1,347
Inventory held for resale . . . . .	-	4,937	4,937
Due from other funds . . . . .	32,092	-	32,092
Total assets . . . . .	<u>\$ 8,845,152</u>	<u>\$ 1,333,705</u>	<u>\$ 10,178,857</u>
<b>Liabilities:</b>			
Accounts payable . . . . .	\$ 41,665	\$ 7,665	\$ 49,330
Accrued wages and benefits payable . . . . .	1,374,816	76,539	1,451,355
Compensated absences payable . . . . .	7,049	-	7,049
Intergovernmental payable . . . . .	22,243	826	23,069
Pension and postemployment benefits payable . . . . .	163,223	11,920	175,143
Due to other funds . . . . .	-	32,092	32,092
Total liabilities . . . . .	<u>1,608,996</u>	<u>129,042</u>	<u>1,738,038</u>
<b>Deferred inflows of resources:</b>			
Property taxes levied for the next fiscal year . . . . .	2,964,461	345,235	3,309,696
Delinquent property tax revenue not available . . . . .	119,788	13,786	133,574
Income tax revenue not available . . . . .	47,548	-	47,548
Intergovernmental revenue not available . . . . .	60,037	36,155	96,192
Accrued interest not available . . . . .	3,492	-	3,492
Total deferred inflows of resources . . . . .	<u>3,195,326</u>	<u>395,176</u>	<u>3,590,502</u>
<b>Fund balances:</b>			
Nonspendable:			
Materials and supplies inventory . . . . .	-	1,347	1,347
Prepays . . . . .	16,851	469	17,320
Restricted:			
Capital improvements . . . . .	-	200,171	200,171
Food service operations . . . . .	-	104,877	104,877
Targeted academic assistance . . . . .	-	7,555	7,555
Other purposes . . . . .	-	3,000	3,000
Extracurricular . . . . .	-	145,297	145,297
Committed:			
Capital improvements . . . . .	-	370,344	370,344
Termination benefits . . . . .	196,968	-	196,968
Assigned:			
Student instruction . . . . .	4,119	-	4,119
Student and staff support . . . . .	11,578	-	11,578
Public school support . . . . .	28,762	-	28,762
School supplies . . . . .	320	-	320
Subsequent year's appropriations . . . . .	573,853	-	573,853
Unassigned (deficit) . . . . .	3,208,379	(23,573)	3,184,806
Total fund balances . . . . .	<u>4,040,830</u>	<u>809,487</u>	<u>4,850,317</u>
Total liabilities, deferred inflows and fund balances	<u>\$ 8,845,152</u>	<u>\$ 1,333,705</u>	<u>\$ 10,178,857</u>

SEE ACCOMPANYING NOTES TO THE BASIC FINANCIAL STATEMENTS

**UNITED LOCAL SCHOOL DISTRICT  
COLUMBIANA COUNTY, OHIO**

RECONCILIATION OF TOTAL GOVERNMENTAL FUND BALANCES TO  
NET POSITION OF GOVERNMENTAL ACTIVITIES  
JUNE 30, 2017

<b>Total governmental fund balances</b>		\$	4,850,317
<i>Amounts reported for governmental activities on the statement of net position are different because:</i>			
Capital assets used in governmental activities are not financial resources and therefore are not reported in the funds.			5,031,667
Other long-term assets are not available to pay for current-period expenditures and therefore are deferred inflows in the funds.			
Property taxes receivable	\$	133,574	
Income taxes receivable		47,548	
Accrued interest receivable		3,492	
Intergovernmental receivable		96,192	
Total		280,806	280,806
The net pension liability is not due and payable in the current period; therefore, the liability and related deferred inflows/outflows are not reported in governmental funds:			
Deferred outflows of resources - pension		4,413,729	
Deferred inflows of resources - pension		(22,998)	
Net pension liability		(21,274,351)	(16,883,620)
Long-term liabilities, such as compensated absences, are not due and payable in the current period and therefore are not reported in the funds.			
Compensated absences		(1,401,525)	(1,401,525)
Total			(1,401,525)
<b>Net position (deficit) of governmental activities</b>		\$	(8,122,355)

SEE ACCOMPANYING NOTES TO THE BASIC FINANCIAL STATEMENTS

**UNITED LOCAL SCHOOL DISTRICT  
COLUMBIANA COUNTY, OHIO**

STATEMENT OF REVENUES, EXPENDITURES AND CHANGES IN FUND BALANCES  
GOVERNMENTAL FUNDS  
FOR THE FISCAL YEAR ENDED JUNE 30, 2017

	<u>General</u>	<u>Nonmajor Governmental Funds</u>	<u>Total Governmental Funds</u>
<b>Revenues:</b>			
From local sources:			
Property taxes . . . . .	\$ 3,071,717	\$ 356,034	\$ 3,427,751
Income taxes . . . . .	775,147	-	775,147
Tuition . . . . .	997,523	-	997,523
Transportation fees . . . . .	22,177	-	22,177
Earnings on investments . . . . .	36,022	1,499	37,521
Charges for services . . . . .	-	231,201	231,201
Extracurricular . . . . .	85,683	209,500	295,183
Classroom materials and fees . . . . .	27,340	-	27,340
Rental income . . . . .	12,079	3,875	15,954
Contributions and donations . . . . .	16,728	-	16,728
Contract services . . . . .	11,247	-	11,247
Other local revenues . . . . .	4,714	-	4,714
Intergovernmental - intermediate . . . . .	-	3,500	3,500
Intergovernmental - state . . . . .	7,294,506	56,387	7,350,893
Intergovernmental - federal . . . . .	62,177	1,005,359	1,067,536
Total revenues . . . . .	<u>12,417,060</u>	<u>1,867,355</u>	<u>14,284,415</u>
<b>Expenditures:</b>			
Current:			
Instruction:			
Regular . . . . .	5,896,342	4,077	5,900,419
Special . . . . .	1,730,546	674,705	2,405,251
Vocational . . . . .	223,309	-	223,309
Adult/continuing . . . . .	4,241	-	4,241
Other . . . . .	15,578	-	15,578
Support services:			
Pupil . . . . .	608,629	4,670	613,299
Instructional staff . . . . .	131,580	30,247	161,827
Board of education . . . . .	316,072	-	316,072
Administration . . . . .	965,419	7,437	972,856
Fiscal . . . . .	359,859	9,178	369,037
Business . . . . .	-	50,372	50,372
Operations and maintenance . . . . .	1,029,381	4,200	1,033,581
Pupil transportation . . . . .	889,557	-	889,557
Central . . . . .	131,954	3,653	135,607
Operation of non-instructional services:			
Other operation of non-instructional . . . . .	1,114	-	1,114
Food service operations . . . . .	-	569,084	569,084
Extracurricular activities . . . . .	428,692	187,982	616,674
Facilities acquisition and construction . . . . .	337	152,935	153,272
Debt service:			
Principal retirement . . . . .	21,071	-	21,071
Interest and fiscal charges . . . . .	852	-	852
Total expenditures . . . . .	<u>12,754,533</u>	<u>1,698,540</u>	<u>14,453,073</u>
Net change in fund balances . . . . .	(337,473)	168,815	(168,658)
<b>Fund balances at beginning of year . . . . .</b>	<u>4,378,303</u>	<u>640,672</u>	<u>5,018,975</u>
<b>Fund balances at end of year . . . . .</b>	<u>\$ 4,040,830</u>	<u>\$ 809,487</u>	<u>\$ 4,850,317</u>

SEE ACCOMPANYING NOTES TO THE BASIC FINANCIAL STATEMENTS

**UNITED LOCAL SCHOOL DISTRICT  
COLUMBIANA COUNTY, OHIO**

RECONCILIATION OF THE STATEMENT OF REVENUES, EXPENDITURES  
AND CHANGES IN FUND BALANCES OF GOVERNMENTAL FUNDS  
TO THE STATEMENT OF ACTIVITIES  
FOR THE FISCAL YEAR ENDED JUNE 30, 2017

<b>Net change in fund balances - total governmental funds</b>	\$	(168,658)
<i>Amounts reported for governmental activities in the statement of activities are different because:</i>		
Governmental funds report capital outlays as expenditures. However, in the statement of activities, the cost of those assets is allocated over their estimated useful lives as depreciation expense.		
Capital asset additions	\$ 146,429	
Current year depreciation	(434,189)	
Total		(287,760)
Revenues in the statement of activities that do not provide current financial resources are not reported as revenues in the funds.		
Property taxes	3,648	
Income taxes	(4,891)	
Earnings on investments	1,709	
Intergovernmental	7,157	
Total		7,623
Contractually required contributions are reported as expenditures in governmental funds; however, the statement of net position reports these amount as deferred outflows.		1,034,814
Except for amounts reported as deferred inflows/ outflows, changes in the net pension liability are reported as pension expense in the statement of activities		(1,816,115)
Repayment of capital lease principal is an expenditure in the governmental funds, but the repayment reduces long-term liabilities on the statement of net position.		21,071
Some expenses reported in the statement of activities, such as compensated absences, do not require the use of current financial resources and therefore are not reported as expenditures in governmental funds.		(155,668)
<b>Change in net position of governmental activities</b>	<b>\$</b>	<b>(1,364,693)</b>

SEE ACCOMPANYING NOTES TO THE BASIC FINANCIAL STATEMENTS



**UNITED LOCAL SCHOOL DISTRICT  
COLUMBIANA COUNTY, OHIO**

STATEMENT OF REVENUES, EXPENDITURES AND CHANGES IN  
FUND BALANCE - BUDGET AND ACTUAL (NON-GAAP BUDGETARY BASIS)  
GENERAL FUND  
FOR THE FISCAL YEAR ENDED JUNE 30, 2017

	<u>Budgeted Amounts</u>			<b>Variance with Final Budget Positive (Negative)</b>
	<u>Original</u>	<u>Final</u>	<u>Actual</u>	
<b>Revenues:</b>				
From local sources:				
Property taxes . . . . .	\$ 2,905,083	\$ 2,924,337	\$ 3,050,992	\$ 126,655
Income taxes. . . . .	819,436	824,867	784,580	(40,287)
Tuition. . . . .	985,333	991,863	997,301	5,438
Transportation fees. . . . .	22,934	23,086	15,503	(7,583)
Earnings on investments . . . . .	59,640	60,035	72,935	12,900
Classroom materials and fees . . . . .	26,472	26,647	27,150	503
Rental income . . . . .	9,927	9,993	12,079	2,086
Contributions and donations . . . . .	23,944	24,103	16,728	(7,375)
Contract services. . . . .	10,633	10,703	11,247	544
Other local revenues . . . . .	2,386	2,402	1,913	(489)
Intergovernmental - state . . . . .	7,294,689	7,343,036	7,286,304	(56,732)
Intergovernmental - federal . . . . .	90,869	91,471	62,177	(29,294)
Total revenues . . . . .	<u>12,251,346</u>	<u>12,332,543</u>	<u>12,338,909</u>	<u>6,366</u>
<b>Expenditures:</b>				
Current:				
Instruction:				
Regular . . . . .	5,751,876	5,901,184	5,889,042	12,142
Special. . . . .	1,513,490	1,542,527	1,721,884	(179,357)
Vocational. . . . .	222,494	226,762	223,477	3,285
Adult/continuing . . . . .	3,951	4,027	4,061	(34)
Other. . . . .	17,775	18,116	15,443	2,673
Support services:				
Pupil. . . . .	596,016	587,077	604,856	(17,779)
Instructional staff . . . . .	550,037	560,589	131,942	428,647
Board of education . . . . .	101,209	103,150	290,401	(187,251)
Administration. . . . .	1,100,895	1,058,122	964,897	93,225
Fiscal . . . . .	367,986	375,045	364,361	10,684
Operations and maintenance. . . . .	1,037,802	1,057,713	1,039,065	18,648
Pupil transportation . . . . .	778,161	793,090	900,450	(107,360)
Central. . . . .	56,513	57,597	56,217	1,380
Extracurricular activities. . . . .	324,841	331,074	333,635	(2,561)
Facilities acquisition and construction . . . . .	-	348	337	11
Total expenditures . . . . .	<u>12,423,046</u>	<u>12,616,421</u>	<u>12,540,068</u>	<u>76,353</u>
Excess of expenditures over revenues. . . . .	<u>(171,700)</u>	<u>(283,878)</u>	<u>(201,159)</u>	<u>82,719</u>
<b>Other financing sources:</b>				
Refund of prior year's expenditures . . . . .	1,210	1,210	-	(1,210)
Advances in. . . . .	200,000	50,000	50,000	-
Sale of capital assets . . . . .	356	356	-	(356)
Total other financing sources . . . . .	<u>201,566</u>	<u>51,566</u>	<u>50,000</u>	<u>(1,566)</u>
Net change in fund balance . . . . .	29,866	(232,312)	(151,159)	81,153
<b>Fund balance at beginning of year . . . . .</b>	<b>5,041,726</b>	<b>5,041,726</b>	<b>5,041,726</b>	<b>-</b>
<b>Prior year encumbrances appropriated . . . . .</b>	<b>51,046</b>	<b>51,046</b>	<b>51,046</b>	<b>-</b>
<b>Fund balance at end of year . . . . .</b>	<b>\$ 5,122,638</b>	<b>\$ 4,860,460</b>	<b>\$ 4,941,613</b>	<b>\$ 81,153</b>

SEE ACCOMPANYING NOTES TO THE BASIC FINANCIAL STATEMENTS

**UNITED LOCAL SCHOOL DISTRICT  
COLUMBIANA COUNTY, OHIO**

STATEMENT OF FIDUCIARY ASSETS AND LIABILITIES  
FIDUCIARY FUNDS  
JUNE 30, 2017

	<u>Agency</u>
<b>Assets:</b>	
Equity in pooled cash and investments . . . . .	\$ 139,248
Receivables:	
Accounts . . . . .	<u>295</u>
Total assets. . . . .	<u>\$ 139,543</u>
<b>Liabilities:</b>	
Due to students. . . . .	<u>\$ 139,543</u>
Total liabilities . . . . .	<u>\$ 139,543</u>

SEE ACCOMPANYING NOTES TO THE BASIC FINANCIAL STATEMENTS

**UNITED LOCAL SCHOOL DISTRICT  
COLUMBIANA COUNTY, OHIO**

NOTES TO THE BASIC FINANCIAL STATEMENTS  
FOR THE FISCAL YEAR ENDED JUNE 30, 2017

**NOTE 1 - DESCRIPTION OF THE SCHOOL DISTRICT**

United Local School District (the “District”) is a body politic and corporate established for the purpose of exercising the rights and privileges conveyed to it by the constitution and laws of the State of Ohio. The District is a local district as defined by Section 3311.01 of the Ohio Revised Code.

The District is located in Columbiana County and encompasses the Village of Hanoverton, Butler Township, West Township, Franklin Township and Salem Township.

The District operates under a locally-elected five-member Board form of government. Each member is elected to a four year term. The District provides educational services as authorized and mandated by State and federal agencies. The Board of Education controls the District's one instructional/support facility staffed by 45 non-certified employees and 101 certified employees who provide services to 1,156 students and other community members.

**NOTE 2 - SUMMARY OF SIGNIFICANT ACCOUNTING POLICIES**

The basic financial statements of the District have been prepared in conformity with accounting principles generally accepted in the United States of America (GAAP) as applied to governmental units. The Governmental Accounting Standards Board (GASB) is the accepted standard-setting body for establishing governmental accounting and financial reporting principles. The District's significant accounting policies are described below.

**A. Reporting Entity**

The reporting entity has been defined in accordance with GASB Statement No. 14, “The Financial Reporting Entity” as amended by GASB Statement No. 39, “Determining Whether Certain Organizations Are Component Units” and GASB Statement No. 61, “The Financial Reporting Entity: Omnibus an Amendment of GASB Statements No. 14 and No. 34”. The reporting entity is composed of the primary government and component units. The primary government consists of all funds, departments, boards and agencies that are not legally separate from the District. For the District, this includes general operations, food service, and student related activities of the District.

Component units are legally separate organizations for which the District is financially accountable. The District is financially accountable for an organization if the District appoints a voting majority of the organization's Governing Board and (1) the District is able to significantly influence the programs or services performed or provided by the organization; or (2) the District is legally entitled to or can otherwise access the organization's resources; or (3) the District is legally obligated or has otherwise assumed the responsibility to finance the deficits of, or provide financial support to, the organization; or (4) the District is obligated for the debt of the organization. Component units may also include organizations that are fiscally dependent on the District in that the District approves the budget, the issuance of debt or the levying of taxes. Certain organizations are also included as component units if the nature and significance of the relationship between the primary government and the organization is such that exclusion by the primary government would render the primary government's financial statements incomplete or misleading. Based upon the application of these criteria, the District has no component units. The basic financial statements of the reporting entity include only those of the District (the primary government).

**UNITED LOCAL SCHOOL DISTRICT  
COLUMBIANA COUNTY, OHIO**

NOTES TO THE BASIC FINANCIAL STATEMENTS  
FOR THE FISCAL YEAR ENDED JUNE 30, 2017

**NOTE 2 - SUMMARY OF SIGNIFICANT ACCOUNTING POLICIES - (Continued)**

The following organizations are described due to their relationship to the District:

*JOINTLY GOVERNED ORGANIZATIONS*

Area Cooperative Computerized Educational Service System (ACCESS)

The Area Cooperative Educational Service System (ACCESS) is a computer network which provides data services to twenty-six school districts and two educational service centers. The jointly governed organization was formed for the purpose of applying modern technology with the aid of computers and other electronic equipment to administrative and instructional functions among member districts. Each of the governments of these schools supports ACCESS based upon a per pupil charge. ACCESS is governed by an assembly consisting of the superintendents or other designees of the member school districts. The assembly exercises total control over the operation of ACCESS including budgeting, appropriating, contracting and designating management. All of ACCESS revenues are generated from charges for services and State funding. Financial information can be obtained by contacting the Treasurer, at 7320 N. Palmyra Road Suite 127, Canfield, Ohio, 44406.

Columbiana County Career and Technical Center

The Columbiana County Career and Technical Center is a jointly governed organization to provide for the vocational and special education needs of the students of nine participating school districts. The Career Center's Board of Education members are appointed by the local Boards of Education from one of its elected members. The Career Center Board of Education exercises total control over its operations, including budgeting, appropriating, contracting, and designating management. All revenues are generated from tax levies, State funding and fees. Financial information can be obtained by writing to the Columbiana County Career and Technical Center, 9364 State Route 45, Lisbon, Ohio 44432.

*PUBLIC ENTITY RISK POOLS*

Ohio Association School Business Officials Workers' Compensation Group Rating Program

The District participates in a group rating program for worker's compensation as established under Section 4123.29 of the Ohio Revised Code. The Ohio Association of School Business Officials Workers' Compensation Group Rating Program (the "Program") was established through the Ohio Association of School Business Officials (OASBO) as a group purchasing pool.

The Executive Director of the OASBO, or his designee, serves as coordinator of the Program. Each year, the participating school districts pay an enrollment fee to the Program to cover the costs of administering the Program. Refer to Note 13 for further information on this group rating plan.

**UNITED LOCAL SCHOOL DISTRICT  
COLUMBIANA COUNTY, OHIO**

NOTES TO THE BASIC FINANCIAL STATEMENTS  
FOR THE FISCAL YEAR ENDED JUNE 30, 2017

**NOTE 2 - SUMMARY OF SIGNIFICANT ACCOUNTING POLICIES - (Continued)**

Portage Area School Consortium

The Portage Area School Consortium (the "Consortium") was established in 1981 so that 12 educational service providers in Portage County could manage risk exposures and purchase necessary insurance coverage as a group. The Health and Welfare Trust is organized under the provisions of Section 501(c)(9) of the Internal Revenue Code. Its purpose is to facilitate the management of risks associated with providing employee benefits coverage such as health insurance, disability insurance and life insurance. A third party administrator is retained by the Consortium to facilitate the operation of the Health and Welfare Trust. The District pays all insurance premiums directly to the consortium. Also, the insurance agreement with Portage County School Consortium provides that the Consortium will reinsure through commercial companies for claims over \$150,000 per employee. Although the District does not participate in the day-to-day management of the Consortium, one of its administrators serves as a trustee of the Consortium's governing Board as provided in the Consortium's enabling authority. Field Local School District acts as fiscal agent for the Consortium. To obtain financial information, write to the Field Local School District, Todd Carpenter, who serves as Treasurer, at 2900 State Route 43, Mogadore, Ohio 44260.

**B. Fund Accounting**

The District uses funds to maintain its financial records during the year. A fund is defined as a fiscal and accounting entity with a self balancing set of accounts. There are three categories of funds: governmental, proprietary and fiduciary.

*GOVERNMENTAL FUNDS*

Governmental funds are those through which most governmental functions typically are financed. Governmental fund reporting focuses on the sources, uses and balances of current financial resources. Expendable assets are assigned to the various governmental funds according to the purposes for which they may or must be used. Current liabilities are assigned to the fund from which they will be paid. The difference between governmental fund assets and deferred outflows of resources, liabilities and deferred inflows of resources are reported as fund balance. The following is the District's major governmental fund:

General fund - The general fund is used to account for and report all financial resources not accounted for and reported in another fund. The general fund balance is available for any purpose provided it is expended or transferred according to the general laws of Ohio.

Other governmental funds of the District are used to account for (a) specific revenue sources that are restricted or committed to an expenditure for specified purposes other than debt service or capital projects, (b) financial resources that are restricted, committed, or assigned to expenditure for principal and interest and (c) financial resources that are restricted to expenditures for capital outlays including the acquisition or construction of capital facilities and other capital assets.

*PROPRIETARY FUNDS*

Proprietary funds are used to account for the District's ongoing activities which are similar to those often found in the private sector. The District has no proprietary funds.

**UNITED LOCAL SCHOOL DISTRICT  
COLUMBIANA COUNTY, OHIO**

NOTES TO THE BASIC FINANCIAL STATEMENTS  
FOR THE FISCAL YEAR ENDED JUNE 30, 2017

**NOTE 2 - SUMMARY OF SIGNIFICANT ACCOUNTING POLICIES - (Continued)**

*FIDUCIARY FUNDS*

Fiduciary fund reporting focuses on net position and changes in net position. The fiduciary fund category is split into four classifications: pension trust funds, investment trust funds, private-purpose trust funds and agency funds. Trust funds are used to account for assets held by the District under a trust agreement for individuals, private organizations, or other governments and are therefore not available to support the District's own programs. The District does not have any trust funds. Agency funds are custodial in nature (assets equal liabilities) and do not involve measurement of results of operations. The District's agency funds account for student activities, the Tobin Attention Center and an Ohio High School Athletic Association (OHSAA) tournament fund. The Tobin Attention Center is a 20 bed facility which provides a safe, secure and humane temporary custody facility for youths held by the County Juvenile Court.

**C. Basis of Presentation and Measurement Focus**

*Government-wide Financial Statements* - The statement of net position and the statement of activities display information about the District as a whole. These statements include the financial activities of the primary government, except for fiduciary funds.

The government-wide statement of activities presents a comparison between direct expenses and program revenues for each function or program of the governmental activities of the District. Direct expenses are those that are specifically associated with a service, program or department and therefore clearly identifiable to a particular function. Program revenues include amounts paid by the recipient of goods or services offered by the program and grants and contributions that are restricted to meeting the operational or capital requirements of a particular program. Revenues not classified as program revenues are presented as general revenues of the District.

The government-wide financial statements are prepared using the economic resources measurement focus. All assets and deferred outflows of resources and all liabilities and deferred inflows of resources associated with the operation of the District are included on the statement of net position.

*Fund Financial Statements* - Fund financial statements report detailed information about the District. The focus of governmental fund financial statements is on major funds rather than reporting funds by type. Each major fund is presented in a separate column, and all nonmajor funds are aggregated into one column. Fiduciary funds are reported by fund type.

All governmental funds are accounted for using a flow of current financial resources measurement focus. With this measurement focus, only current assets and deferred outflows of resources and current liabilities and deferred inflows of resources generally are included on the balance sheet. The statement of revenues, expenditures and changes in fund balances reports on the sources (i.e., revenues and other financing sources) and uses (i.e., expenditures and other financing uses) of current financial resources. This approach differs from the manner in which the governmental activities of the government-wide financial statements are prepared. Governmental fund financial statements therefore include a reconciliation with brief explanations to better identify the relationship between the government-wide statements and the statements for governmental funds.

Agency funds do not report a measurement focus as they do not report operations.

**UNITED LOCAL SCHOOL DISTRICT  
COLUMBIANA COUNTY, OHIO**

NOTES TO THE BASIC FINANCIAL STATEMENTS  
FOR THE FISCAL YEAR ENDED JUNE 30, 2017

**NOTE 2 - SUMMARY OF SIGNIFICANT ACCOUNTING POLICIES - (Continued)**

**D. Basis of Accounting**

Basis of accounting determines when transactions are recorded in the financial records and reported on the financial statements. Government-wide financial statements are prepared using the accrual basis of accounting. Governmental funds use the modified accrual basis of accounting. Fiduciary funds also use the accrual basis of accounting.

Revenues - Exchange and Nonexchange Transactions - Revenues resulting from exchange transactions, in which each party gives and receives essentially equal value, are recorded on the accrual basis when the exchange takes place. On a modified accrual basis, revenue is recorded in the fiscal year in which the resources are measurable and become available. Available means that the resources will be collected within the current fiscal year or are expected to be collected soon enough thereafter to be used to pay liabilities of the current fiscal year. For the District, available means expected to be received within sixty days of fiscal year end.

Nonexchange transactions, in which the District receives value without directly giving equal value in return, include property taxes, income taxes, grants, entitlements and donations. On an accrual basis, revenue from property taxes is recognized in the fiscal year for which the taxes are levied (See Note 6).

Revenue from grants, entitlements and donations is recognized in the fiscal year in which all eligibility requirements have been satisfied. Eligibility requirements include timing requirements, which specify the year when the resources are required to be used or the fiscal year when use is first permitted, matching requirements, in which the District must provide local resources to be used for a specified purpose, and expenditure requirements, in which the resources are provided to the District on a reimbursement basis. On a modified accrual basis, revenue from nonexchange transactions must also be available before it can be recognized.

Under the modified accrual basis, the following revenue sources are considered to be both measurable and available at fiscal year end: property taxes available as an advance, income taxes, interest, tuition, grants, student fees and rentals.

Deferred Outflows of Resources and Deferred Inflows of Resources - In addition to assets, the government-wide statement of net position will report a separate section for deferred outflows of resources. Deferred outflows of resources, represents a consumption of net position that applies to a future period and will not be recognized as an outflow of resources (expense/expenditure) until then. For the District, see Note 14 for deferred outflows of resources related the District's net pension liability.

**UNITED LOCAL SCHOOL DISTRICT  
COLUMBIANA COUNTY, OHIO**

NOTES TO THE BASIC FINANCIAL STATEMENTS  
FOR THE FISCAL YEAR ENDED JUNE 30, 2017

**NOTE 2 - SUMMARY OF SIGNIFICANT ACCOUNTING POLICIES - (Continued)**

In addition to liabilities, both the government-wide statement of net position and the governmental fund financial statements report a separate section for deferred inflows of resources. Deferred inflows of resources represent an acquisition of net position that applies to a future period and will not be recognized as an inflow of resources (revenue) until that time. For the District, deferred inflows of resources include property taxes, payments in lieu of taxes and unavailable revenue. Property taxes and payments in lieu of taxes represent amounts for which there is an enforceable legal claim as of June 30, 2017, but which were levied to finance fiscal year 2018 operations. These amounts have been recorded as a deferred inflow of resources on both the government-wide statement of net position and the governmental fund financial statements. Unavailable revenue is reported only on the governmental funds balance sheet, and represents receivables which will not be collected within the available period. For the District unavailable revenue includes, but is not limited to, delinquent property taxes and intergovernmental grants. These amounts are deferred and recognized as an inflow of resources in the period the amounts become available.

For the District, See Note 14 for deferred inflows of resources related to the District's net pension liability. This deferred inflow of resources is only reported on the government-wide statement of net position.

Expenses/Expenditures - On the accrual basis of accounting, expenses are recognized at the time they are incurred. The entitlement value of donated commodities used during the year is reported in the statement of revenues, expenditures and changes in fund balances as an expenditure with a like amount reported as intergovernmental revenue.

The measurement focus of governmental fund accounting is on decreases in net financial resources (expenditures) rather than expenses. Expenditures are generally recognized in the accounting period in which the related fund liability is incurred, if measurable. Allocations of cost, such as depreciation and amortization, are not recognized in governmental funds.

**E. Budgets**

The budgetary process is prescribed by provisions of the Ohio Revised Code and entails the preparation of budgetary documents within an established timetable. The major documents prepared are the tax budget, the certificate of estimated resources, and the appropriation resolution, all of which are prepared on the budgetary basis of accounting. The certificate of estimated resources and the appropriations resolution are subject to amendment throughout the year with the legal restriction that appropriations cannot exceed estimated resources, as certified. All funds, other than agency funds, are legally required to be budgeted and appropriated. The primary level of budgetary control is at the fund level for all funds. Any budgetary modifications at this level may only be made by resolution of the Board of Education.

Tax Budget: Prior to January 15, the Superintendent and the Treasurer submit to the Board of Education a proposed operating budget for the fiscal year commencing the following July 1. The budget includes proposed expenditures and the means of financing for all funds. Public hearings are publicized and conducted to obtain taxpayers' comments. The purpose of this budget document is to reflect the need for existing (or increased) tax rates. By no later than January 20, the Board-adopted budget is filed with the Columbiana County Budget Commission for rate determination.



**UNITED LOCAL SCHOOL DISTRICT  
COLUMBIANA COUNTY, OHIO**

NOTES TO THE BASIC FINANCIAL STATEMENTS  
FOR THE FISCAL YEAR ENDED JUNE 30, 2017

**NOTE 2 - SUMMARY OF SIGNIFICANT ACCOUNTING POLICIES - (Continued)**

Estimated Resources: Prior to April 1, the Board of Education accepts, by formal resolution, the tax rates as determined by the Budget Commission and receives the Commission's certificate of estimated resources which states the projected revenue of each fund. Prior to July 1, the District must revise its budget so that total contemplated expenditures from any fund during the ensuing year will not exceed the amount stated in the certificate of estimated resources. The revised budget then serves as the basis for the appropriation measure. On or about July 1, the certificate of estimated resources is amended to include any unencumbered cash balances from the preceding year. The certificate of estimated resources may be further amended during the year if projected increases or decreases in revenue are identified by the District Treasurer. The amounts reported in the budgetary statement reflect the amounts in the original and final amended certificates of estimated resources issued during fiscal year 2017.

Appropriations: Upon receipt from the County Auditor of an amended certificate of estimated resources based on final assessed values and tax rates or a certificate saying no new certificate of estimated resources is necessary, the annual appropriation resolution must be legally enacted by the Board of Education at the fund level of expenditures, which is the legal level of budgetary control. Although the legal level of budgetary control was established at the fund level of expenditures, the District has elected to present budgetary statement comparisons at the fund and function level of expenditures. Prior to the passage of the annual appropriation measure, the Board may pass a temporary appropriation measure to meet the ordinary expenses of the District. The appropriation resolution, by fund, must be within the estimated resources as certified by the County Budget Commission and the total of expenditures and encumbrances may not exceed the appropriation totals at any level of control. Any revisions that alter the total of any fund appropriation must be approved by the Board of Education. The Board may pass supplemental fund appropriations so long as the total appropriations by fund does not exceed the amounts set forth in the most recent certificate of estimated resources. Supplemental appropriations were legally enacted during fiscal year 2017; however, none of the amendments were significant.

The budget figures which appear in the statements of budgetary comparisons represent the original and final appropriation amounts, including all supplemental appropriations. Formal budgetary integration is employed as a management control device during the year for all funds other than agency funds consistent with statutory provisions.

Encumbrances: As part of formal budgetary control, purchase orders, contracts and other commitments for the expenditure of monies are recorded as the equivalent of expenditures on the non-GAAP budgetary basis in order to reserve that portion of the applicable appropriation and to determine and maintain legal compliance.

Lapsing of Appropriations: At the close of each fiscal year, the unencumbered balance of each appropriation reverts to the respective fund from which it was appropriated and becomes subject to future appropriation. Encumbered appropriations are carried forward to the succeeding fiscal year and are not reappropriated.

**F. Cash and Investments**

To improve cash management, cash received by the District is pooled in a central bank account. Monies for all funds are maintained in this pool. Individual fund integrity is maintained through the District's records. Each fund's interest in the pool is presented as "equity in pooled cash and investments" on the basic financial statements.

**UNITED LOCAL SCHOOL DISTRICT  
COLUMBIANA COUNTY, OHIO**

NOTES TO THE BASIC FINANCIAL STATEMENTS  
FOR THE FISCAL YEAR ENDED JUNE 30, 2017

**NOTE 2 - SUMMARY OF SIGNIFICANT ACCOUNTING POLICIES - (Continued)**

During fiscal year 2017, investments were limited to State Treasury Asset Reserve of Ohio (STAR Ohio), and negotiable certificates of deposits. Except for nonparticipating investment contracts, investments are reported at fair value, which is based on quoted market prices.

During fiscal year 2017, the District invested in STAR Ohio. STAR Ohio (the State Treasury Asset Reserve of Ohio), is an investment pool managed by the State Treasurer's Office which allows governments within the State to pool their funds for investment purposes. STAR Ohio is not registered with the SEC as an investment company, but has adopted Governmental Accounting Standards Board (GASB), Statement No. 79, "Certain External Investment Pools and Pool Participants." The District measures its investment in STAR Ohio at the net asset value (NAV) per share provided by STAR Ohio. The NAV per share is calculated on an amortized cost basis that provides an NAV per share that approximates fair value.

For fiscal year 2017, there were no limitations or restrictions on any participant withdrawals due to redemption notice periods, liquidity fees, or redemption gates. However, notice must be given 24 hours in advance of all deposits and withdrawals exceeding \$25 million. STAR Ohio reserves the right to limit the transaction to \$50 million, requiring the excess amount to be transacted the following business day(s), but only to the \$50 million limit. All accounts of the participant will be combined for these purposes.

Under existing Ohio statutes all investment earnings are assigned to the general fund unless statutorily required to be credited to a specific fund. Interest revenue credited to the general fund during fiscal year 2017 amounted to \$36,022, which includes \$4,237 assigned from other funds.

For presentation on the basic financial statements, investments of the cash management pool and investments with original maturities of three months or less at the time they are purchased by the District are considered to be cash equivalents. Investments with an initial maturity of more than three months are reported as investments.

An analysis of the District's investment account at year end is provided in Note 4.

**G. Inventory**

On government-wide and fund financial statements, purchased inventories are presented at the lower of cost or market and donated commodities are presented at their entitlement value. Inventories are recorded on a first-in, first-out basis and are expensed when used. Inventories are accounted for using the consumption method.

On the fund financial statements, reported material and supplies inventory is equally offset by a nonspendable fund balance in the governmental funds which indicates that it does not constitute available spendable resources even though it is a component of net current assets.

Inventory consists of expendable supplies held for consumption, donated food and purchased food.

**H. Capital Assets**

General capital assets are those related to governmental activities. These assets generally result from expenditures in the governmental funds. These assets are reported in the governmental activities column of the government-wide statement of net position, but are not reported in the fund financial statements.

**UNITED LOCAL SCHOOL DISTRICT  
COLUMBIANA COUNTY, OHIO**

NOTES TO THE BASIC FINANCIAL STATEMENTS  
FOR THE FISCAL YEAR ENDED JUNE 30, 2017

**NOTE 2 - SUMMARY OF SIGNIFICANT ACCOUNTING POLICIES - (Continued)**

All capital assets are capitalized at cost (or estimated historical cost) and updated for additions and deductions during the year. Donated capital assets are recorded at their acquisition values as of the date received. The District maintains a capitalization threshold of \$2,500. Improvements are capitalized; the costs of normal maintenance and repairs that do not add to the value of the asset or materially extend an asset's life are not. The District does not possess infrastructure.

All reported capital assets, except land are depreciated. Improvements are depreciated over the remaining useful lives of the related capital assets.

Depreciation is computed using the straight-line method over the following useful lives:

<u>Description</u>	<u>Governmental Activities Estimated Lives</u>
Land improvements	5 - 20 years
Buildings and improvements	20 - 50 years
Furniture and equipment	5 - 20 years
Vehicles	6 - 10 years

**I. Interfund Balances**

On fund financial statements, receivables and payables resulting from short-term interfund loans are classified as "interfund loans receivables/payables" and "due to/due from other funds". These amounts are eliminated in the governmental activities column on the statement of net position.

**J. Compensated Absences**

The District reports compensated absences in accordance with the provisions of GASB Statement No. 16, "Accounting for Compensated Absences". Vacation benefits are accrued as a liability as the benefits are earned if the employees' rights to receive compensation are attributable to services already rendered and it is probable that the District will compensate the employees for the benefits through paid time off or some other means. Sick leave benefits are accrued as a liability using the termination method. An accrual for sick leave is made to the extent that it is probable that the benefits will result in termination (severance) payments. The liability is an estimate based on the District's past experience of making termination (severance) payments for sick leave.

The total liability for vacation and sick leave payments has been calculated using pay rates in effect at June 30, 2017 and reduced to the maximum payment allowed by labor contract and/or statute, plus any applicable additional salary related payments.

The entire compensated absences liability is reported on the government-wide financial statements.

For governmental fund financial statements, compensated absences are recognized as liabilities and expenditures as payments come due each period upon the occurrence of employee resignations and retirements.

**K. Accrued Liabilities and Long-Term Obligations**

All payables, accrued liabilities and long-term obligations are reported in the government-wide financial statements.

**UNITED LOCAL SCHOOL DISTRICT  
COLUMBIANA COUNTY, OHIO**

NOTES TO THE BASIC FINANCIAL STATEMENTS  
FOR THE FISCAL YEAR ENDED JUNE 30, 2017

**NOTE 2 - SUMMARY OF SIGNIFICANT ACCOUNTING POLICIES - (Continued)**

In general, governmental fund payables and accrued liabilities that, once incurred, are paid in a timely manner and in full from current financial resources, are reported as obligations of the funds. However, claims and judgments and compensated absences that will be paid from governmental funds are reported as a liability in the fund financial statements only to the extent that they are due for payment during the current year. Capital leases are recognized as a liability on the fund financial statements when due.

**L. Fund Balance**

Fund balance is divided into five classifications based primarily on the extent to which the District is bound to observe constraints imposed upon the use of the resources in the governmental funds. The classifications are as follows:

*Nonspendable* - The nonspendable fund balance classification includes amounts that cannot be spent because they are not in spendable form or legally required to be maintained intact. The “not in spendable form” criterion includes items that are not expected to be converted to cash.

*Restricted* - Fund balance is reported as restricted when constraints are placed on the use of resources that are either externally imposed by creditors (such as through debt covenants), grantors, contributors, or laws or regulations of other governments, or imposed by law through constitutional provisions or enabling legislation.

*Committed* - The committed fund balance classification includes amounts that can be used only for the specific purposes imposed by a formal action (resolution) of the District Board of Education (the highest level of decision making authority). Those committed amounts cannot be used for any other purpose unless the District Board of Education removes or changes the specified use by taking the same type of action (resolution) it employed to previously commit those amounts. Committed fund balance also incorporates contractual obligations to the extent that existing resources in the fund have been specifically committed for use in satisfying those contractual requirements.

*Assigned* - Amounts in the assigned fund balance classification are intended to be used by the District for specific purposes but do not meet the criteria to be classified as restricted nor committed. In governmental funds other than the general fund, assigned fund balance represents the remaining amount that is not restricted or committed. In the general fund, assigned amounts represent intended uses established by policies of the District Board of Education, which includes giving the Treasurer the authority to constrain monies for intended purposes.

*Unassigned* - Unassigned fund balance is the residual classification for the general fund and includes all spendable amounts not contained in the other classifications. In other governmental funds, the unassigned classification is only used to report a deficit fund balance resulting from overspending for specific purposes for which amounts had been restricted, committed, or assigned.

The District applies restricted resources first when expenditures are incurred for purposes for which restricted and unrestricted (committed, assigned, and unassigned) fund balance is available. Similarly, within unrestricted fund balance, committed amounts are reduced first followed by assigned, and then unassigned amounts when expenditures are incurred for purposes for which amounts in any of the unrestricted fund balance classifications could be used.

**UNITED LOCAL SCHOOL DISTRICT  
COLUMBIANA COUNTY, OHIO**

NOTES TO THE BASIC FINANCIAL STATEMENTS  
FOR THE FISCAL YEAR ENDED JUNE 30, 2017

**NOTE 2 - SUMMARY OF SIGNIFICANT ACCOUNTING POLICIES - (Continued)**

**M. Net Position**

Net position represents the difference between assets and deferred outflows and liabilities and deferred inflows. The net position component “net investment in capital assets,” consists of capital assets, net of accumulated depreciation, reduced by the outstanding balances of any borrowing used for the acquisition, construction or improvement of those assets. Deferred outflows of resources and deferred inflows of resources that are attributable to the acquisition, construction or improvement of those assets or related debt also should be included in this component of net position. Net position is reported as restricted when there are limitations imposed on its use either through the enabling legislation adopted by the District or through external restrictions imposed by creditors, grantors or laws or regulations of other governments. The amount restricted for other purposes represents amounts restricted for the food service fund.

The District applies restricted resources first when an expense is incurred for purposes for which both restricted and unrestricted net position is available.

**N. Prepayments**

Certain payments to vendors reflect the costs applicable to future accounting periods and are recorded as prepaid items in both government-wide and fund financial statements. These items are reported as assets on the balance sheet using the consumption method. A current asset for the prepaid amounts is recorded at the time of the purchase and the expenditure/expense is reported in the year in which services are consumed.

**O. Estimates**

The preparation of the basic financial statements in conformity with GAAP requires management to make estimates and assumptions that affect the amounts reported in the basic financial statements and accompanying notes. Actual results may differ from those estimates.

**P. Interfund Activity**

Transfers between governmental activities on the government-wide statements are reported in the same manner as general revenues.

Exchange transactions between funds are reported as revenues in the seller funds and as expenditures/expenses in the purchaser funds. Flows of cash or goods from one fund to another without a requirement for repayment are reported as interfund transfers. Interfund transfers are reported as other financing sources/uses in governmental funds and after nonoperating revenues/expenses in proprietary fund. Repayments from funds responsible for particular expenditures/expenses to the funds that initially paid for them are not presented on the basic financial statements.

**UNITED LOCAL SCHOOL DISTRICT  
COLUMBIANA COUNTY, OHIO**

NOTES TO THE BASIC FINANCIAL STATEMENTS  
FOR THE FISCAL YEAR ENDED JUNE 30, 2017

**NOTE 2 - SUMMARY OF SIGNIFICANT ACCOUNTING POLICIES - (Continued)**

**Q. Pensions**

For purposes of measuring the net pension liability, deferred outflows of resources and deferred inflows of resources related to pensions, and pension expense, information about the fiduciary net position of the pension plans and additions to/deductions from their fiduciary net position have been determined on the same basis as they are reported by the pension systems. For this purpose, benefit payments (including refunds of employee contributions) are recognized when due and payable in accordance with the benefit terms. The pension systems report investments at fair value.

**R. Extraordinary and Special Items**

Extraordinary items are transactions or events that are both unusual in nature and infrequent in occurrence. Special items are transactions or events that are within the control of the Board of Education and that are either unusual in nature or infrequent in occurrence. Neither type of transaction occurred during fiscal year 2017.

**S. Fair Value**

The District categorizes its fair value measurements within the fair value hierarchy established by generally accepted accounting principles. The hierarchy is based on the valuation inputs used to measure the fair value of the asset. Level 1 inputs are quoted prices in active markets for identical assets; Level 2 inputs are significant other observable inputs; Level 3 inputs are significant unobservable inputs.

**NOTE 3 - ACCOUNTABILITY AND COMPLIANCE**

**A. Change in Accounting Principles**

For fiscal year 2017, the District has implemented GASB Statement No. 77, “*Tax Abatement Disclosures*”, GASB Statement No. 78, “*Pensions Provided Through Certain Multiple-Employer Defined Benefit Pension Plans*”, GASB Statement No. 80, “*Blending Requirements for Certain Component Units - An Amendment of GASB Statement No. 14*” and GASB Statement No. 82, “*Pension Issues - An Amendment of GASB Statements No. 67, No. 68 and No. 73*”.

GASB Statement No. 77 requires governments that enter into tax abatement agreements to disclose certain information about the agreement. GASB Statement No. 77 also requires disclosures related to tax abatement agreements that have been entered into by other governments that reduce the reporting government’s tax revenues. The implementation of GASB Statement No. 77 did not have an effect on the financial statements of the District.

**UNITED LOCAL SCHOOL DISTRICT  
COLUMBIANA COUNTY, OHIO**

NOTES TO THE BASIC FINANCIAL STATEMENTS  
FOR THE FISCAL YEAR ENDED JUNE 30, 2017

**NOTE 3 - ACCOUNTABILITY AND COMPLIANCE - (Continued)**

GASB Statement No. 78 establishes accounting and financial reporting standards for defined benefit pensions provided to the employees of state or local governmental employers through a cost-sharing multiple-employer defined benefit pension plan (cost-sharing pension plan) that meets the criteria in paragraph 4 of Statement 68 and that (a) is not a state or local governmental pension plan, (b) is used to provide defined benefit pensions both to employees of state or local governmental employers and to employees of employers that are not state or local governmental employers, and (c) has no predominant state or local governmental employer (either individually or collectively with other state or local governmental employers that provide pensions through the pension plan). The implementation of GASB Statement No. 78 did not have an effect on the financial statements of the District.

GASB Statement No. 80 improves the financial reporting by clarifying the financial statement presentation requirements for certain component units. This Statement applies to component units that are organized as not-for-profit corporations in which the primary government is the sole corporate member. The implementation of GASB Statement No. 80 did not have an effect on the financial statements of the District.

GASB Statement No. 82 addresses issues regarding (1) the presentation of payroll-related measures in required supplementary information, (2) the selection of assumptions and the treatment of deviations from the guidance in an Actuarial Standard of Practice for financial reporting purposes, and (3) the classification of payments made by employers to satisfy employee (plan member) contribution requirements. The implementation of GASB Statement No. 82 did not have an effect on the financial statements of the District.

**B. Deficit Fund Balances**

Fund balances at June 30, 2017 included the following individual fund deficit:

<u>Nonmajor funds</u>	<u>Deficit</u>
Title I	\$ 23,573

The general fund is liable for any deficit in this fund and provides transfers when cash is required, not when accruals occur. The deficit fund balance resulted from adjustments for accrued liabilities.

**C. Restatement of Net Position**

The net position at June 30, 2016 has been restated to restate capital assets due to a reappraisal of the District's capital assets. This restatement had the following effect on net position:

	<u>Governmental Activities</u>
Net position as previously reported	\$ (6,270,098)
Restatement of capital assets	<u>(487,564)</u>
Restated net position at July 1, 2016	<u>\$ (6,757,662)</u>

**UNITED LOCAL SCHOOL DISTRICT  
COLUMBIANA COUNTY, OHIO**

**NOTES TO THE BASIC FINANCIAL STATEMENTS  
FOR THE FISCAL YEAR ENDED JUNE 30, 2017**

**NOTE 4 - DEPOSITS AND INVESTMENTS**

State statutes classify monies held by the District into three categories.

Active deposits are public deposits necessary to meet current demands on the treasury. Such monies must be maintained either as cash in the District treasury, in commercial accounts payable or withdrawable on demand, including negotiable order of withdrawal (NOW) accounts, or in money market deposit accounts.

Inactive deposits are public deposits that the Board of Education has identified as not required for use within the current five year period of designation of depositories. Inactive deposits must either be evidenced by certificates of deposit maturing not later than the end of the current period of designation of depositories, or by savings or deposit accounts including, but not limited to, passbook accounts.

Interim deposits are deposits of interim monies. Interim monies are those monies which are not needed for immediate use, but which will be needed before the end of the current period of designation of depositories.

Interim deposits must be evidenced by time certificates of deposit maturing not more than one year from the date of deposit or by savings or deposit accounts including passbook accounts.

Interim monies may be deposited or invested in the following securities:

1. United States Treasury Notes, Bills, Bonds, or any other obligation or security issued by the United States Treasury or any other obligation guaranteed as to principal and interest by the United States;
2. Bonds, notes, debentures, or any other obligations or securities issued by any federal government agency or instrumentality, including, but not limited to, the Federal National Mortgage Association, Federal Home Loan Bank, Federal Farm Credit Bank, Federal Home Loan Mortgage Corporation, Government National Mortgage Association, and Student Loan Marketing Association. All federal agency securities shall be direct issuances of federal government agencies or instrumentalities;
3. Written repurchase agreements in the securities listed above provided that the market value of the securities subject to the repurchase agreement must exceed the principal value of the agreement by at least two percent and be marked to market daily, and that the term of the agreement must not exceed thirty days;
4. Bonds and other obligations of the State of Ohio;
5. No-load money market mutual funds consisting exclusively of obligations described in items (1) and (2) above and repurchase agreements secured by such obligations, provided that investments in securities described in this division are made only through eligible institutions;
6. The State Treasurer's investment pool (STAR Ohio);
7. Certain banker's acceptance and commercial paper notes for a period not to exceed one hundred eighty days from the purchase date in an amount not to exceed twenty-five percent of the interim monies available for investment at any one time; and,
8. Under limited circumstances, corporate note interests rated in either of the two highest classifications by at least two nationally recognized rating agencies.



**UNITED LOCAL SCHOOL DISTRICT  
COLUMBIANA COUNTY, OHIO**

NOTES TO THE BASIC FINANCIAL STATEMENTS  
FOR THE FISCAL YEAR ENDED JUNE 30, 2017

**NOTE 4 - DEPOSITS AND INVESTMENTS - (Continued)**

Protection of the District's deposits is provided by the Federal Deposit Insurance Corporation (FDIC), by eligible securities pledged by the financial institution as security for repayment, by surety company bonds deposited with the Treasurer by the financial institution or by a single collateral pool established by the financial institution to secure the repayment of all public monies deposited with the institution.

Investments in stripped principal or interest obligations, reverse repurchase agreements and derivatives are prohibited. The issuance of taxable notes for the purpose of arbitrage, the use of leverage and short selling are also prohibited. An investment must mature within five years from the date of purchase unless matched to a specific obligation or debt of the District, and must be purchased with the expectation that it will be held to maturity. Investments may only be made through specified dealers and institutions. Payment for investments may be made only upon delivery of the securities representing the investments to the Treasurer or, if the securities are not represented by a certificate, upon receipt of confirmation of transfer from the custodian.

**A. Cash on Hand**

The District had \$4,420 in undeposited cash on hand which is included on the financial statements of the District as part of "equity in pooled cash and investments".

**B. Deposits with Financial Institutions**

At June 30, 2017, the carrying amount of all District deposits was \$576,848. Based on the criteria described in GASB Statement No. 40, "Deposits and Investment Risk Disclosures", as of June 30, 2017, \$333,288 of the District's bank balance of \$583,288 was exposed to custodial risk as discussed below, while \$250,000 was covered by the FDIC.

Custodial credit risk is the risk that, in the event of bank failure, the District's deposits may not be returned. All deposits are collateralized with eligible securities in amounts equal to at least 105% of the carrying value of the deposits. Such collateral, as permitted by the Ohio Revised Code, is held in single financial institution collateral pools at Federal Reserve Banks, or at member banks of the federal reserve system, in the name of the respective depository bank and pledged as a pool of collateral against all of the public deposits it holds or as specific collateral held at the Federal Reserve Bank in the name of the District. The District has no deposit policy for custodial credit risk beyond the requirements of State statute. Although the securities were held by the pledging institutions' trust department and all statutory requirements for the deposit of money had been followed, noncompliance with federal requirements could potentially subject the District to a successful claim by the FDIC.

**C. Investments**

As of June 30, 2017, the District had the following investments and maturities:

Measurement/ <u>Investment type</u>	Measurement <u>Value</u>	Investment Maturities				
		<u>6 months or less</u>	<u>7 to 12 months</u>	<u>13 to 18 months</u>	<u>19 to 24 months</u>	<u>Greater than 24 months</u>
Negotiable CD's	\$ 4,578,896	\$ -	\$ -	\$ 1,491,448	\$ 1,151,690	\$ 1,935,758
STAR Ohio	<u>1,014,629</u>	<u>1,014,629</u>	-	-	-	\$ -
Total	<u>\$ 5,593,525</u>	<u>\$ 1,014,629</u>	<u>\$ -</u>	<u>\$ 1,491,448</u>	<u>\$ 1,151,690</u>	<u>\$ 1,935,758</u>

The average maturity of investments is 1.84 years.

**UNITED LOCAL SCHOOL DISTRICT  
COLUMBIANA COUNTY, OHIO**

NOTES TO THE BASIC FINANCIAL STATEMENTS  
FOR THE FISCAL YEAR ENDED JUNE 30, 2017

**NOTE 4 - DEPOSITS AND INVESTMENTS - (Continued)**

The District's investments in negotiable CD's are valued using quoted prices in markets that are not considered to be active, dealer quotations or alternative pricing sources for similar assets or liabilities for which all significant inputs are observable, either directly or indirectly (Level 2 inputs).

*Interest Rate Risk:* As a means of limiting its exposure to fair value losses arising from rising interest rates and according to State law, the District's investment policy limits investment portfolio maturities to five years or less.

*Credit Risk:* Standard & Poor's has assigned STAR Ohio an AAAM money market rating. Ohio law requires that STAR Ohio maintain the highest rating provided by at least one nationally recognized standard rating service. The District's investment policy does not specifically address credit risk beyond requiring the District to only invest in securities authorized by State statute.

*Custodial Credit Risk:* For an investment, custodial credit risk is the risk that, in the event of the failure of the counterparty, the District will not be able to recover the value of its investments or collateral securities that are in the possession of an outside party.

The District has no investment policy dealing with investment custodial risk beyond the requirement in State statute that prohibits payment for investments prior to the delivery of the securities representing such investments to the Treasurer or qualified trustee.

*Concentration of Credit Risk:* The District places no limit on the amount that may be invested in any one issuer. The following table includes the percentage of each investment type held by the District at June 30, 2017:

<u>Measurement/ Investment type</u>	<u>Measurement Value</u>	<u>% of Total</u>
Negotiable CD's	\$ 4,578,896	81.86
STAR Ohio	<u>1,014,629</u>	<u>18.14</u>
Total	<u>\$ 5,593,525</u>	<u>100.00</u>

**E. Reconciliation of Cash and Investments to the Statement of Net Position**

The following is a reconciliation of cash and investments as reported in the note above to cash and investments as reported on the statement of net position as of June 30, 2017:

<u>Cash and investments per note</u>	
Carrying amount of deposits	\$ 576,848
Investments	5,593,525
Cash on hand	<u>4,420</u>
Total	<u>\$ 6,174,793</u>
 <u>Cash and investments per statement of net position</u>	
Governmental activities	\$ 6,035,545
Agency funds	<u>139,248</u>
Total	<u>\$ 6,174,793</u>

**UNITED LOCAL SCHOOL DISTRICT  
COLUMBIANA COUNTY, OHIO**

NOTES TO THE BASIC FINANCIAL STATEMENTS  
FOR THE FISCAL YEAR ENDED JUNE 30, 2017

**NOTE 5 - INTERFUND TRANSACTIONS**

Due to/due from other funds consisted of the following at June 30, 2017, as reported on the fund statements:

<u>Receivable fund</u>	<u>Payable fund</u>	<u>Amount</u>
General fund	Nonmajor governmental funds	<u>\$ 32,092</u>

The primary purpose of the interfund balances is to cover costs in specific funds where revenues were not received by June 30. These interfund balances will be repaid once the anticipated revenues are received. Interfund loans between governmental funds are eliminated on the statement of net position thus there are no internal balances.

**NOTE 6 - PROPERTY TAXES**

Property taxes are levied and assessed on a calendar year basis while the District fiscal year runs from July through June. First half tax collections are received by the District in the second half of the fiscal year. Second half tax distributions occur in the first half of the following fiscal year.

Property taxes include amounts levied against all real property and public utility property. Real property tax revenues received in calendar year 2017 represent the collection of calendar year 2016 taxes. Real property taxes received in calendar year 2017 were levied after April 1, 2016, on the assessed values as of January 1, 2016, the lien date. Assessed values for real property taxes are established by State statute at 35 percent of appraised market value. Real property taxes are payable annually or semiannually. If paid annually, payment is due December 31; if paid semiannually, the first payment is due December 31, with the remainder payable by June 20. Under certain circumstances, State statute permits alternate payment dates to be established. Public utility property tax revenues received in calendar year 2017 represent the collection of calendar year 2016 taxes. Public utility real and personal property taxes received in calendar year 2017 became a lien on December 31, 2015, were levied after April 1, 2016, and are collected with real property taxes. Public utility real property is assessed at 35 percent of true value; public utility tangible personal property is currently assessed at varying percentages of true value.

The District receives property taxes from Columbiana County. The County Auditor periodically advances to the District its portion of the taxes collected. Second-half real property tax payments collected by the County by June 30, 2017, are available to finance fiscal year 2017 operations. The amount available as an advance at June 30, 2017 was \$90,142 in the general fund and \$9,570 in the permanent improvement fund (a non-major governmental fund). This amount is recorded as revenue. The amount available for advance at June 30, 2016 was \$69,417 in the general fund and \$7,731 in the permanent improvement fund (a non-major governmental fund). The amount of second-half real property taxes available for advance at fiscal year-end can vary based on the date the tax bills are sent.

Accrued property taxes receivable includes real property, public utility property and delinquent tangible personal property taxes which are measurable as of June 30, 2017 and for which there is an enforceable legal claim. Although total property tax collections for the next fiscal year are measurable, only the amount of real property taxes available as an advance at June 30 was levied to finance current fiscal year operations and is reported as revenue at fiscal year-end. The portion of the receivable not levied to finance current fiscal year operations is offset by a credit to deferred inflows.

**UNITED LOCAL SCHOOL DISTRICT  
COLUMBIANA COUNTY, OHIO**

NOTES TO THE BASIC FINANCIAL STATEMENTS  
FOR THE FISCAL YEAR ENDED JUNE 30, 2017

**NOTE 6 - PROPERTY TAXES - (Continued)**

On the accrual basis of accounting, collectible delinquent property taxes have been recorded as a receivable and revenue, while on a modified accrual basis of accounting the revenue has been reported as a deferred inflow.

The assessed values upon which the fiscal year 2017 taxes were collected are:

	2016 Second Half Collections		2017 First Half Collections	
	<u>Amount</u>	<u>Percent</u>	<u>Amount</u>	<u>Percent</u>
Agricultural/residential and other real estate	\$ 141,855,680	91.16	\$ 148,866,850	86.48
Public utility personal	<u>13,757,480</u>	<u>8.84</u>	<u>23,267,410</u>	<u>13.52</u>
Total	<u>\$ 155,613,160</u>	<u>100.00</u>	<u>\$ 172,134,260</u>	<u>100.00</u>
Tax rate per \$1,000 of assessed valuation	\$30.60		\$30.60	

**NOTE 7 - INCOME TAX**

The District levies a voted tax of one-half percent for general operations on the income of residents and of estates. The tax was effective on January 1, 1992, and is a continuing tax. Employers of residents are required to withhold income tax on compensation and remit the tax to the State. Taxpayers are required to file an annual return. The State makes quarterly distributions to the District after withholding amounts for administrative fees and estimated refunds. Income tax revenue of \$775,147 has been credited to the general fund.

**NOTE 8 - RECEIVABLES**

Receivables at June 30, 2017 consisted of taxes, accounts (billings for user charged services and student fees), intergovernmental grants and entitlements and accrued interest. All receivables are considered collectible in full due to the ability to foreclose for the nonpayment of taxes, the stable condition of state programs and the current year guarantee of federal funds. A summary of the principal items of receivables reported on the statement of net position follows:

<b>Governmental activities:</b>	
Property taxes	\$ 3,542,982
Income taxes	343,878
Accounts	6,988
Intergovernmental	182,948
Accrued interest	<u>10,820</u>
Total	<u>\$ 4,087,616</u>

Receivables have been disaggregated on the face of the basic financial statements. All receivables are expected to be collected in the subsequent year.

**UNITED LOCAL SCHOOL DISTRICT  
COLUMBIANA COUNTY, OHIO**

NOTES TO THE BASIC FINANCIAL STATEMENTS  
FOR THE FISCAL YEAR ENDED JUNE 30, 2017

**NOTE 9 - CAPITAL ASSETS**

Capital asset activity for the fiscal year ended June 30, 2017, was as follows. Capital assets at June 30, 2016 have been restated as described in Note 3.C.

	Balance <u>6/30/2016</u>	<u>Adjustments</u>	Restated Balance <u>6/30/2016</u>
Capital assets, not being depreciated:			
Land	\$ 57,872	\$ -	\$ 57,872
Total capital assets, not being depreciated	<u>57,872</u>	<u>-</u>	<u>57,872</u>
Capital assets, being depreciated:			
Land improvements	1,822,216	(247,185)	1,575,031
Buildings and improvements	10,736,399	(690,754)	10,045,645
Furniture and equipment	1,945,912	261,748	2,207,660
Vehicles	<u>1,268,972</u>	<u>(166,865)</u>	<u>1,102,107</u>
Total capital assets, being depreciated	<u>15,773,499</u>	<u>(843,056)</u>	<u>14,930,443</u>
Less: accumulated depreciation			
Land improvements	(1,261,713)	94,506	(1,167,207)
Buildings and improvements	(6,252,837)	152,851	(6,099,986)
Furniture and equipment	(1,574,423)	(89,075)	(1,663,498)
Vehicles	<u>(935,407)</u>	<u>197,210</u>	<u>(738,197)</u>
Total accumulated depreciation	<u>(10,024,380)</u>	<u>355,492</u>	<u>(9,668,888)</u>
Governmental activities capital assets, net	<u>\$ 5,806,991</u>	<u>\$ (487,564)</u>	<u>\$ 5,319,427</u>

	Restated Balance <u>6/30/16</u>	<u>Additions</u>	<u>Deductions</u>	Balance <u>6/30/17</u>
<b>Governmental activities:</b>				
<i>Capital assets, not being depreciated:</i>				
Land	\$ 57,872	\$ -	\$ -	\$ 57,872
Total capital assets, not being depreciated	<u>57,872</u>	<u>-</u>	<u>-</u>	<u>57,872</u>
<i>Capital assets, being depreciated:</i>				
Land improvements	1,575,031	-	-	1,575,031
Buildings and improvements	10,045,645	10,950	-	10,056,595
Furniture and equipment	2,207,660	50,759	-	2,258,419
Vehicles	<u>1,102,107</u>	<u>84,720</u>	<u>-</u>	<u>1,186,827</u>
Total capital assets, being depreciated	<u>14,930,443</u>	<u>146,429</u>	<u>-</u>	<u>15,076,872</u>
<i>Less: accumulated depreciation</i>				
Land improvements	(1,167,207)	(59,216)	-	(1,226,423)
Buildings and improvements	(6,099,986)	(211,431)	-	(6,311,417)
Furniture and equipment	(1,663,498)	(92,545)	-	(1,756,043)
Vehicles	<u>(738,197)</u>	<u>(70,997)</u>	<u>-</u>	<u>(809,194)</u>
Total accumulated depreciation	<u>(9,668,888)</u>	<u>(434,189)</u>	<u>-</u>	<u>(10,103,077)</u>
Governmental activities capital assets, net	<u>\$ 5,319,427</u>	<u>\$ (287,760)</u>	<u>\$ -</u>	<u>\$ 5,031,667</u>

**UNITED LOCAL SCHOOL DISTRICT  
COLUMBIANA COUNTY, OHIO**

NOTES TO THE BASIC FINANCIAL STATEMENTS  
FOR THE FISCAL YEAR ENDED JUNE 30, 2017

**NOTE 9 - CAPITAL ASSETS - (Continued)**

Depreciation expense was charged to governmental functions as follows:

<u>Instruction:</u>	
Regular	\$ 219,259
Special	19,565
Vocational	13,656
 <u>Support services:</u>	
Pupil	5,059
Instructional staff	10,494
Administration	14,720
Fiscal	1,896
Operations and maintenance	75,507
Pupil transportation	12,991
Extracurricular activities	44,891
Food service operations	16,151
Total depreciation expense	<u>\$ 434,189</u>

**NOTE 10 - CAPITALIZED LEASE - LESSEE DISCLOSURE**

In prior years, the District entered into a capitalized lease for copier equipment. Capital lease payments have been reclassified and are reflected as debt service expenditures in the financial statements for the governmental funds. These expenditures are reported as function expenditures on the budgetary statements.

General capital assets acquired by lease have been capitalized in the amount of \$98,292, which is equal to the present value of the future minimum payments as of the date of their inception. Accumulated depreciation as of June 30, 2017 was \$98,292 leaving a current book value of \$0. A corresponding liability was recorded and is presented as a component of long-term liabilities on the statement of net position. Principal payments in fiscal year 2017 totaled \$21,071 paid by the general fund. There were no further obligations outstanding at June 30, 2017.

**NOTE 11 - LONG-TERM OBLIGATIONS**

A. During the fiscal year 2017, the following activity occurred in governmental activities long-term obligations:

	Balance Outstanding <u>6/30/16</u>	<u>Additions</u>	<u>Reductions</u>	Balance Outstanding <u>6/30/17</u>	Amounts Due in <u>One Year</u>
<b>Governmental activities:</b>					
Compensated absences	\$ 1,245,857	\$ 360,171	\$ (197,454)	\$ 1,408,574	\$ 127,273
Capital lease obligation	21,071	-	(21,071)	-	-
Net pension liability	<u>16,673,284</u>	<u>4,601,067</u>	<u>-</u>	<u>21,274,351</u>	<u>-</u>
Total long-term obligations, governmental activities	<u>\$ 17,940,212</u>	<u>\$ 4,961,238</u>	<u>\$ (218,525)</u>	<u>\$ 22,682,925</u>	<u>\$ 127,273</u>

**UNITED LOCAL SCHOOL DISTRICT  
COLUMBIANA COUNTY, OHIO**

NOTES TO THE BASIC FINANCIAL STATEMENTS  
FOR THE FISCAL YEAR ENDED JUNE 30, 2017

**NOTE 11 - LONG-TERM OBLIGATIONS - (Continued)**

Compensated absences - Compensated absences will be paid from the fund from which the person is paid which, for the District, is primarily the general fund and the food service fund (a nonmajor governmental fund).

Capital lease obligation - The capital lease obligation will be paid from the general fund (See Note 10).

Net pension liability - See Note 14 for details.

**B. Legal Debt Margin**

The Ohio Revised Code provides that voted net general obligation debt of the District shall never exceed 9% of the total assessed valuation of the District. The code further provides that unvoted indebtedness shall not exceed 1/10 of 1% of the property valuation of the District. The code additionally states that unvoted indebtedness related to energy conservation debt shall not exceed 9/10 of 1% of the property valuation of the District. The assessed valuation used in determining the District's legal debt margin has been modified by House Bill 530 which became effective March 30, 2006. In accordance with House Bill 530, the assessed valuation used in the District's legal debt margin calculation excluded tangible personal property used in business, telephone or telegraph property, interexchange telecommunications company property, and personal property owned or leased by a railroad company and used in railroad operations. The effects of these debt limitations at June 30, 2017, are a voted debt margin of \$15,492,083 and an unvoted debt margin of \$172,134.

**NOTE 12 - OTHER EMPLOYEE BENEFITS**

The criteria for determining vacation and sick leave components are derived from negotiated agreements and State laws. Classified employees earn up to twenty days of vacation per year, depending upon length of service. Vacation days are credited to administrators on the anniversary of their employment. Classified employees are credited monthly. Vacation days must be used within the next twelve months. Classified staff can carry over five days and administrators can carry over ten days to the next school year. Administrators can be paid for a maximum of five unused vacation days. Accumulated unused vacation time is paid to administrators and classified employees upon termination of employment. Teachers do not earn vacation time. Teachers, administrators, and classified employees earn sick leave at the rate of one and one-fourth days per month. A percentage of unused sick time is paid at retirement. The number of unused sick days which can accumulate is restricted per negotiated agreement.

**NOTE 13 - RISK MANAGEMENT**

**A. Property and Liability**

The District is exposed to various risks of loss related to torts; theft of, damage to, and destruction of assets; error and omissions; injuries to employees and natural disasters. During fiscal year 2017, the District contracted with Indiana Insurance Company for property, boiler and inland marine insurance. This risk policy has a \$1,000 deductible.

General liability is protected by the Harcum-Hyre Insurance Company with a \$1,000,000 single occurrence limit and \$5,000,000 aggregate and no deductible. Vehicles, including school buses, are covered by the Auto Owner's Insurance Company and hold a \$1,000 deductible for comprehensive and collision. There is a \$1,000,000 combined single limit of liability.

**UNITED LOCAL SCHOOL DISTRICT  
COLUMBIANA COUNTY, OHIO**

NOTES TO THE BASIC FINANCIAL STATEMENTS  
FOR THE FISCAL YEAR ENDED JUNE 30, 2017

**NOTE 13 - RISK MANAGEMENT - (Continued)**

Settled claims have not exceeded this commercial coverage in any of the past three years. There have been no significant reductions in insurance coverage from last year.

**B. OASBO Group Workers' Compensation Rating Program**

The District participates in the Ohio Association of School Business Official Workers' Compensation Group Rating Program (the "Program"), an insurance purchasing pool (Note 2.A.). The intent of the Program is to achieve the benefit of a reduced premium for the District by virtue of its grouping and representation with other participants in the Program. Participants in the Program are placed on tiers according to their loss history. Participants with low loss histories are rewarded with greater savings than participants with higher loss histories. Each participant pays its workers' compensation premium to the State based on the rate for the Program tier rather than its individual rate. Participation in the Program is limited to school districts that can meet the Program's selection criteria. The firm of Sheakley UniService, Inc. provides administrative, cost control and actuarial services to the Program.

**C. Employee Medical Benefits**

The District is a member of the Portage Area School Consortium (the "Consortium"), a risk sharing pool (see Note 2A), through which a cooperative Health Benefit Program was created for the benefits of its members. The Health Benefit Program (the "Program") is an employee health benefit plan which covers the participating members' employees. The Consortium acts as a fiscal agent for the cash funds paid into the program by the participating school districts. These funds are pooled together for the purposes of paying health benefit claims of employees and their covered dependents, administrative expenses of the program and premiums for stop-loss insurance coverage. A reserve exists which is to cover any unpaid claims if the District were to withdraw from the pool. If the reserve would not cover such claims, the District would be liable for any costs above the reserve.

**NOTE 14 - DEFINED BENEFIT PENSION PLANS**

*Net Pension Liability*

The net pension liability reported on the statement of net position represents a liability to employees for pensions. Pensions are a component of exchange transactions—between an employer and its employees—of salaries and benefits for employee services. Pensions are provided to an employee—on a deferred-payment basis—as part of the total compensation package offered by an employer for employee services each financial period. The obligation to sacrifice resources for pensions is a present obligation because it was created as a result of employment exchanges that already have occurred.

The net pension liability represents the District's proportionate share of each pension plan's collective actuarial present value of projected benefit payments attributable to past periods of service, net of each pension plan's fiduciary net position. The net pension liability calculation is dependent on critical long-term variables, including estimated average life expectancies, earnings on investments, cost of living adjustments and others. While these estimates use the best information available, unknowable future events require adjusting this estimate annually.

The Ohio Revised Code limits the District's obligation for this liability to annually required payments. The District cannot control benefit terms or the manner in which pensions are financed; however, the District does receive the benefit of employees' services in exchange for compensation including pension.



**UNITED LOCAL SCHOOL DISTRICT  
COLUMBIANA COUNTY, OHIO**

NOTES TO THE BASIC FINANCIAL STATEMENTS  
FOR THE FISCAL YEAR ENDED JUNE 30, 2017

**NOTE 14 - DEFINED BENEFIT PENSION PLANS - (Continued)**

GASB 68 assumes the liability is solely the obligation of the employer, because (1) they benefit from employee services; and (2) State statute requires all funding to come from these employers. All contributions to date have come solely from these employers (which also includes costs paid in the form of withholdings from employees). State statute requires the pension plans to amortize unfunded liabilities within 30 years. If the amortization period exceeds 30 years, each pension plan’s board must propose corrective action to the State legislature. Any resulting legislative change to benefits or funding could significantly affect the net pension liability. Resulting adjustments to the net pension liability would be effective when the changes are legally enforceable.

The proportionate share of each plan’s unfunded benefits is presented as a long-term *net pension liability* on the accrual basis of accounting. Any liability for the contractually-required pension contribution outstanding at the end of the year is included in *pension and postemployment benefits payable* on both the accrual and modified accrual bases of accounting.

***Plan Description - School Employees Retirement System (SERS)***

Plan Description –District non-teaching employees participate in SERS, a cost-sharing multiple-employer defined benefit pension plan administered by SERS. SERS provides retirement, disability and survivor benefits, annual cost-of-living adjustments, and death benefits to plan members and beneficiaries. Authority to establish and amend benefits is provided by Ohio Revised Code Chapter 3309. SERS issues a publicly available, stand-alone financial report that includes financial statements, required supplementary information and detailed information about SERS’ fiduciary net position. That report can be obtained by visiting the SERS website at [www.ohsers.org](http://www.ohsers.org) under Employers/Audit Resources.

Age and service requirements for retirement are as follows:

	Eligible to Retire on or before August 1, 2017 *	Eligible to Retire after August 1, 2017
Full Benefits	Any age with 30 years of service credit	Age 67 with 10 years of service credit; or Age 57 with 30 years of service credit
Actuarially Reduced Benefits	Age 60 with 5 years of service credit Age 55 with 25 years of service credit	Age 62 with 10 years of service credit; or Age 60 with 25 years of service credit

\* Members with 25 years of service credit as of August 1, 2017, will be included in this plan.

Annual retirement benefits are calculated based on final average salary multiplied by a percentage that varies based on year of service; 2.2 percent for the first thirty years of service and 2.5 percent for years of service credit over 30. Final average salary is the average of the highest three years of salary.

One year after an effective benefit date, a benefit recipient is entitled to a three percent cost-of-living adjustment (COLA). This same COLA is added each year to the base benefit amount on the anniversary date of the benefit.

**UNITED LOCAL SCHOOL DISTRICT  
COLUMBIANA COUNTY, OHIO**

NOTES TO THE BASIC FINANCIAL STATEMENTS  
FOR THE FISCAL YEAR ENDED JUNE 30, 2017

**NOTE 14 - DEFINED BENEFIT PENSION PLANS - (Continued)**

Funding Policy – Plan members are required to contribute 10 percent of their annual covered salary and the District is required to contribute 14 percent of annual covered payroll. The contribution requirements of plan members and employers are established and may be amended by the SERS' Retirement Board up to statutory maximum amounts of 10 percent for plan members and 14 percent for employers. The Retirement Board, acting with the advice of the actuary, allocates the employer contribution rate among four of the System's funds (Pension Trust Fund, Death Benefit Fund, Medicare B Fund, and Health Care Fund). For the fiscal year ended June 30, 2017, the entire 14 percent was allocated to pension, death benefits, and Medicare B and no portion of the employer contribution rate was allocated to the Health Care Fund.

The District's contractually required contribution to SERS was \$176,602 for fiscal year 2017. Of this amount, \$12,667 is reported as pension and postemployment benefits payable.

***Plan Description - State Teachers Retirement System (STRS)***

Plan Description – District licensed teachers and other faculty members participate in STRS Ohio, a cost-sharing multiple-employer public employee retirement system administered by STRS. STRS provides retirement and disability benefits to members and death and survivor benefits to beneficiaries. STRS issues a stand-alone financial report that includes financial statements, required supplementary information and detailed information about STRS' fiduciary net position. That report can be obtained by writing to STRS, 275 E. Broad St., Columbus, OH 43215-3771, by calling (888) 227-7877, or by visiting the STRS Web site at [www.strsoh.org](http://www.strsoh.org).

New members have a choice of three retirement plans; a Defined Benefit (DB) Plan, a Defined Contribution (DC) Plan and a Combined Plan. Benefits are established by Ohio Revised Code Chapter 3307. The DB plan offers an annual retirement allowance based on final average salary multiplied by a percentage that varies based on years of service. Effective August 1, 2015, the calculation will be 2.2 percent of final average salary for the five highest years of earnings multiplied by all years of service. With certain exceptions, the basic benefit is increased each year by two percent of the original base benefit. For members retiring August 1, 2013, or later, the first two percent is paid on the fifth anniversary of the retirement benefit. Members are eligible to retire at age 60 with five years of qualifying service credit, or age 55 with 25 years of service, or 30 years of service regardless of age. Age and service requirements for retirement will increase effective August 1, 2015, and will continue to increase periodically until they reach age 60 with 35 years of service or age 65 with five years of service on August 1, 2026.

The DC Plan allows members to place all their member contributions and 9.5 percent of the 14 percent employer contributions into an investment account. Investment allocation decisions are determined by the member. The remaining 4.5 percent of the 14 percent employer rate is allocated to the defined benefit unfunded liability. A member is eligible to receive a retirement benefit at age 50 and termination of employment. The member may elect to receive a lifetime monthly annuity or a lump sum withdrawal.

The Combined Plan offers features of both the DB Plan and the DC Plan. In the Combined Plan, member contributions are allocated among investment choices by the member, and employer contributions are used to fund the defined benefit payment at a reduced level from the regular DB Plan. The defined benefit portion of the Combined Plan payment is payable to a member on or after age 60 with five years of services. The defined contribution portion of the account may be taken as a lump sum payment or converted to a lifetime monthly annuity at age 50.

**UNITED LOCAL SCHOOL DISTRICT  
COLUMBIANA COUNTY, OHIO**

NOTES TO THE BASIC FINANCIAL STATEMENTS  
FOR THE FISCAL YEAR ENDED JUNE 30, 2017

**NOTE 14 - DEFINED BENEFIT PENSION PLANS - (Continued)**

New members who choose the DC plan or Combined Plan will have another opportunity to reselect a permanent plan during their fifth year of membership. Members may remain in the same plan or transfer to another STRS plan. The optional annuitization of a member's defined contribution account or the defined contribution portion of a member's Combined Plan account to a lifetime benefit results in STRS bearing the risk of investment gain or loss on the account. STRS has therefore included all three plan options as one defined benefit plan for GASB 68 reporting purposes.

A DB or Combined Plan member with five or more years of credited service who is determined to be disabled may qualify for a disability benefit. Eligible survivors of members who die before service retirement may qualify for monthly benefits. New members on or after July 1, 2013, must have at least ten years of qualifying service credit that apply for disability benefits. Members in the DC Plan who become disabled are entitled only to their account balance. If a member of the DC Plan dies before retirement benefits begin, the member's designated beneficiary is entitled to receive the member's account balance.

Funding Policy – Employer and member contribution rates are established by the State Teachers Retirement Board and limited by Chapter 3307 of the Ohio Revised Code. For the fiscal year ended June 30, 2017, plan members were required to contribute 14 percent of their annual covered salary. The District was required to contribute 14 percent; the entire 14 percent was the portion used to fund pension obligations. The fiscal year 2017 contribution rates were equal to the statutory maximum rates.

The District's contractually required contribution to STRS was \$858,212 for fiscal year 2017. Of this amount, \$143,488 is reported as pension and postemployment benefits payable.

***Pension Liabilities, Pension Expense, and Deferred Outflows of Resources and Deferred Inflows of Resources Related to Pensions***

The net pension liability was measured as of June 30, 2016, and the total pension liability used to calculate the net pension liability was determined by an actuarial valuation as of that date. The District's proportion of the net pension liability was based on the District's share of contributions to the pension plan relative to the contributions of all participating entities. Following is information related to the proportionate share and pension expense:

	SERS	STRS	Total
Proportion of the net pension liability prior measurement date	0.03889690%	0.05229855%	
Proportion of the net pension liability current measurement date	0.03914670%	0.05493731%	
Change in proportionate share	0.00024980%	0.00263876%	
Proportionate share of the net pension liability	\$ 2,885,177	\$ 18,389,174	\$ 21,274,351
Pension expense	\$ 305,390	\$ 1,510,725	\$ 1,816,115

**UNITED LOCAL SCHOOL DISTRICT  
COLUMBIANA COUNTY, OHIO**

NOTES TO THE BASIC FINANCIAL STATEMENTS  
FOR THE FISCAL YEAR ENDED JUNE 30, 2017

**NOTE 14 - DEFINED BENEFIT PENSION PLANS - (Continued)**

At June 30, 2017, the District reported deferred outflows of resources and deferred inflows of resources related to pensions from the following sources:

	SERS	STRS	Total
<b>Deferred outflows of resources</b>			
Differences between expected and actual experience	\$ 38,646	\$ 743,011	\$ 781,657
Net difference between projected and actual earnings on pension plan investments	236,335	1,526,795	1,763,130
Changes of assumptions	191,267	-	191,267
Difference between District contributions and proportionate share of contributions/change in proportionate share	10,739	632,122	642,861
District contributions subsequent to the measurement date	176,602	858,212	1,034,814
Total deferred outflows of resources	\$ 653,589	\$ 3,760,140	\$ 4,413,729
<b>Deferred inflows of resources</b>			
Difference between District contributions and proportionate share of contributions/change in proportionate share	\$ 22,998	\$ -	\$ 22,998
Total deferred inflows of resources	\$ 22,998	\$ -	\$ 22,998

\$1,034,814 reported as deferred outflows of resources related to pension resulting from District contributions subsequent to the measurement date will be recognized as a reduction of the net pension liability in the year ending June 30, 2018. Other amounts reported as deferred outflows of resources and deferred inflows of resources related to pension will be recognized in pension expense as follows:

	SERS	STRS	Total
Fiscal Year Ending June 30:			
2018	\$ 109,822	\$ 519,547	\$ 629,369
2019	109,652	519,547	629,199
2020	166,577	1,105,418	1,271,995
2021	67,938	757,416	825,354
Total	\$ 453,989	\$ 2,901,928	\$ 3,355,917

**UNITED LOCAL SCHOOL DISTRICT  
COLUMBIANA COUNTY, OHIO**

NOTES TO THE BASIC FINANCIAL STATEMENTS  
FOR THE FISCAL YEAR ENDED JUNE 30, 2017

**NOTE 14 - DEFINED BENEFIT PENSION PLANS - (Continued)**

*Actuarial Assumptions - SERS*

SERS' total pension liability was determined by their actuaries in accordance with GASB Statement No. 67, as part of their annual actuarial valuation for each defined benefit retirement plan. Actuarial valuations of an ongoing plan involve estimates of the value of reported amounts (e.g., salaries, credited service) and assumptions about the probability of occurrence of events far into the future (e.g., mortality, disabilities, retirements, employment termination). Actuarially determined amounts are subject to continual review and potential modifications, as actual results are compared with past expectations and new estimates are made about the future.

Projections of benefits for financial reporting purposes are based on the substantive plan (the plan as understood by the employers and plan members) and include the types of benefits provided at the time of each valuation and the historical pattern of sharing benefit costs between the employers and plan members to that point. The projection of benefits for financial reporting purposes does not explicitly incorporate the potential effects of legal or contractual funding limitations.

Actuarial calculations reflect a long-term perspective. For a newly hired employee, actuarial calculations will take into account the employee's entire career with the employer and also take into consideration the benefits, if any, paid to the employee after termination of employment until the death of the employee and any applicable contingent annuitant. In many cases actuarial calculations reflect several decades of service with the employer and the payment of benefits after termination.

Key methods and assumptions used in calculating the total pension liability in the latest actuarial valuation, prepared as of June 30, 2016, are presented below:

Wage Inflation	3.00 percent
Future Salary Increases, including inflation	3.50 percent to 18.20 percent
COLA or Ad Hoc COLA	3 percent
Investment Rate of Return	7.50 percent net of investments expense, including inflation
Actuarial Cost Method	Entry Age Normal (level percent of payroll)

For post-retirement mortality, the table used in evaluating allowances to be paid is the RP-2014 Blue Collar Mortality Table with fully generational projection and Scale BB, with 120% of male rates and 110% of female rates used. The RP-2000 Disabled Mortality Table with 90% for male rates and 100% for female rates set back five years is used for the period after disability retirement. Special mortality tables are used for the period after disability retirement.

The actuarial assumptions used in the June 30, 2016 valuation were based on the results of an experience study that was completed June 30, 2015. As a result of the actuarial experience study, the following changes of assumptions affected the total pension liability since the prior measurement date: (a) the assumed rate of inflation was reduced from 3.25% to 3.00%, (b) payroll growth assumption was reduced from 4.00% to 3.50%, (c) assumed real wage growth was reduced from 0.75% to 0.50%, (d) Rates of withdrawal, retirement and disability were updated to reflect recent experience, (e) mortality among active members was updated to RP-2014 Blue Collar Mortality Table with fully generational projection and a five year age set-back for both males and females, (f) mortality among service retired members, and beneficiaries was updated to the following RP-2014 Blue Collar Mortality Table with fully generational projection with Scale BB, 120% of male rates, and 110% of female rates and (g) mortality among disabled members was updated to RP-2000 Disabled Mortality Table, 90% for male rates and 100% for female rates, set back five years is used for the period after disability retirement.

**UNITED LOCAL SCHOOL DISTRICT  
COLUMBIANA COUNTY, OHIO**

NOTES TO THE BASIC FINANCIAL STATEMENTS  
FOR THE FISCAL YEAR ENDED JUNE 30, 2017

**NOTE 14 - DEFINED BENEFIT PENSION PLANS - (Continued)**

The long-term return expectation for the Pension Plan Investments has been determined using a building-block approach and assumes a time horizon, as defined in SERS' *Statement of Investment Policy*. A forecasted rate of inflation serves as the baseline for the return expectation. Various real return premiums over the baseline inflation rate have been established for each asset class. The long-term expected nominal rate of return has been determined by calculating a weighted averaged of the expected real return premiums for each asset class, adding the projected inflation rate, and adding the expected return from rebalancing uncorrelated asset classes.

The target allocation and best estimates of arithmetic real rates of return for each major assets class are summarized in the following table:

<u>Asset Class</u>	<u>Target Allocation</u>	<u>Long-Term Expected Real Rate of Return</u>
Cash	1.00 %	0.50 %
US Equity	22.50	4.75
International Equity	22.50	7.00
Fixed Income	19.00	1.50
Private Equity	10.00	8.00
Real Assets	15.00	5.00
Multi-Asset Strategies	10.00	3.00
 Total	 <u>100.00 %</u>	

**Discount Rate** - The total pension liability was calculated using the discount rate of 7.50 percent. A discount rate of 7.75 percent was used in the prior measurement period. The projection of cash flows used to determine the discount rate assumed the contributions from employers and from the members would be computed based on contribution requirements as stipulated by State statute. Projected inflows from investment earning were calculated using the long-term assumed investment rate of return (7.50 percent). Based on those assumptions, the plan's fiduciary net position was projected to be available to make all future benefit payments of current plan members. Therefore, the long-term expected rate of return on pension plan investments was applied to all periods of projected benefits to determine the total pension liability.

**Sensitivity of the District's Proportionate Share of the Net Pension Liability to Changes in the Discount Rate** - Net pension liability is sensitive to changes in the discount rate, and to illustrate the potential impact the following table presents the net pension liability calculated using the discount rate of 7.50 percent, as well as what each plan's net pension liability would be if it were calculated using a discount rate that is one percentage point lower (6.50 percent), or one percentage point higher (8.50 percent) than the current rate.

	<u>1% Decrease (6.50%)</u>	<u>Current Discount Rate (7.50%)</u>	<u>1% Increase (8.50%)</u>
District's proportionate share of the net pension liability	\$ 3,793,316	\$ 2,885,177	\$ 2,088,286

**UNITED LOCAL SCHOOL DISTRICT  
COLUMBIANA COUNTY, OHIO**

NOTES TO THE BASIC FINANCIAL STATEMENTS  
FOR THE FISCAL YEAR ENDED JUNE 30, 2017

**NOTE 14 - DEFINED BENEFIT PENSION PLANS - (Continued)**

*Actuarial Assumptions - STRS*

The total pension liability in the June 30, 2016, actuarial valuation was determined using the following actuarial assumptions, applied to all periods included in the measurement:

Inflation	2.75 percent
Projected salary increases	2.75 percent at age 70 to 12.25 percent at age 20
Investment Rate of Return	7.75 percent, net of investment expenses
Cost-of-Living Adjustments (COLA)	2 percent simple applied as follows: for members retiring before August 1, 2013, 2 percent per year; for members retiring August 1, 2013, or later, 2 percent COLA paid on fifth anniversary of retirement date.

Mortality rates were based on the RP-2000 Combined Mortality Table (Projection 2022—Scale AA) for Males and Females. Males' ages are set-back two years through age 89 and no set-back for age 90 and above. Females younger than age 80 are set back four years, one year set back from age 80 through 89 and not set back from age 90 and above.

Actuarial assumptions used in the June 30, 2016, valuation are based on the results of an actuarial experience study, effective July 1, 2012.

The 10 year expected real rate of return on pension plan investments was determined by STRS' investment consultant by developing best estimates of expected future real rates of return for each major asset class. The target allocation and best estimates of geometric real rates of return for each major asset class are summarized as follows:

<u>Asset Class</u>	<u>Target Allocation</u>	<u>Long Term Expected Real Rate of Return *</u>
Domestic Equity	31.00 %	8.00 %
International Equity	26.00	7.85
Alternatives	14.00	8.00
Fixed Income	18.00	3.75
Real Estate	10.00	6.75
Liquidity Reserves	1.00	3.00
Total	<u>100.00 %</u>	<u>7.61 %</u>

\* 10-Year annualized geometric nominal returns, which include the real rate of return and inflation of 2.50% and does not include investment expenses. The total fund long-term expected return reflects diversification among the asset classes and therefore is not a weighted average return of the individual asset classes.

**UNITED LOCAL SCHOOL DISTRICT  
COLUMBIANA COUNTY, OHIO**

NOTES TO THE BASIC FINANCIAL STATEMENTS  
FOR THE FISCAL YEAR ENDED JUNE 30, 2017

**NOTE 14 - DEFINED BENEFIT PENSION PLANS - (Continued)**

**Discount Rate** - The discount rate used to measure the total pension liability was 7.75 percent as of June 30, 2016. The projection of cash flows used to determine the discount rate assumes member and employer contributions will be made at the statutory contribution rates in accordance with rate increases described above. For this purpose, only employer contributions that are intended to fund benefits of current plan members and their beneficiaries are included. Projected employer contributions that are intended to fund the service costs of future plan members and their beneficiaries, as well as projected contributions from future plan members, are not included. Based on those assumptions, STRS' fiduciary net position was projected to be available to make all projected future benefit payments to current plan members as of June 30, 2016. Therefore, the long-term expected rate of return on pension plan investments of 7.75 percent was applied to all periods of projected benefit payment to determine the total pension liability as of June 30, 2016.

**Sensitivity of the District's Proportionate Share of the Net Pension Liability to Changes in the Discount Rate** - The following table presents the District's proportionate share of the net pension liability calculated using the current period discount rate assumption of 7.75 percent, as well as what the District's proportionate share of the net pension liability would be if it were calculated using a discount rate that is one-percentage-point lower (6.75 percent) or one-percentage-point higher (8.75 percent) than the current rate:

	1% Decrease (6.75%)	Current Discount Rate (7.75%)	1% Increase (8.75%)
District's proportionate share of the net pension liability	\$ 24,437,718	\$ 18,389,174	\$ 13,286,870

**Changes Between Measurement Date and Report Date** - In March 2017, the STRS Board adopted certain assumption changes which will impact their annual actuarial valuation prepared as of June 30, 2017. The most significant change is a reduction in the discount rate from 7.75 percent to 7.45 percent. In April 2017, the STRS Board voted to suspend cost of living adjustments granted on or after July 1, 2017. Although the exact amount of these changes is not known, the overall decrease to District's NPL is expected to be significant.

**NOTE 15 - POSTEMPLOYMENT BENEFITS**

**A. School Employees Retirement System**

**Health Care Plan Description** - The District contributes to the SERS Health Care Fund, administered by SERS for non-certificated retirees and their beneficiaries. For GASB 45 purposes, this plan is considered a cost-sharing, multiple-employer, defined benefit other postemployment benefit (OPEB) plan. The Health Care Plan includes hospitalization and physicians' fees through several types of plans including HMO's, PPO's, Medicare Advantage, and traditional indemnity plans as well as a prescription drug program. The financial report of the Plan is included in the SERS Comprehensive Annual Financial Report which can be obtained on SERS' website at [www.ohsers.org](http://www.ohsers.org) under Employers/Audit Resources.



**UNITED LOCAL SCHOOL DISTRICT  
COLUMBIANA COUNTY, OHIO**

**NOTES TO THE BASIC FINANCIAL STATEMENTS  
FOR THE FISCAL YEAR ENDED JUNE 30, 2017**

**NOTE 15 - POSTEMPLOYMENT BENEFITS - (Continued)**

Access to health care for retirees and beneficiaries is permitted in accordance with Section 3309 of the Ohio Revised Code. The Health Care Fund was established and is administered in accordance with Internal Revenue Code Section 105(e). SERS' Retirement Board reserves the right to change or discontinue any health plan or program. Health care is financed through a combination of employer contributions and retiree premiums, copays and deductibles on covered health care expenses, investment returns, and any funds received as a result of SERS' participation in Medicare programs. Active employee members do not contribute to the Health Care Plan. Retirees and their beneficiaries are required to pay a health care premium that varies depending on the plan selected, number of qualified years of service, Medicare eligibility and retirement status.

Funding Policy - State statute permits SERS to fund the health care benefits through employer contributions. Each year, after the allocation for statutorily required basic benefits, the Retirement Board allocates the remainder of the employer contribution of 14 percent of covered payroll to the Health Care Fund. For fiscal year 2017, none of the employer contribution was allocated to health care. In addition, employers pay a surcharge for employees earning less than an actuarially determined minimum compensation amount, pro-rated according to service credit earned. For fiscal year 2017, this amount was \$23,500. Statutes provide that no employer shall pay a health care surcharge greater than 2 percent of that employer's SERS-covered payroll; nor may SERS collect in aggregate more than 1.5 percent of the total statewide SERS-covered payroll for the health care surcharge. For fiscal year 2017, the District's surcharge obligation was \$22,405.

The District's contributions for health care for the fiscal years ended June 30, 2017, 2016, and 2015 were \$22,405, \$20,420, and \$30,036, respectively. The fiscal year 2017 amount has been reported as pension and postemployment benefits payable. The full amount has been contributed for fiscal years 2016 and 2015.

**B. State Teachers Retirement System**

Plan Description – The District participates in the cost-sharing multiple-employer defined benefit Health Plan administered by the State Teachers Retirement System of Ohio (STRS) for eligible retirees who participated in the defined benefit or combined pension plans offered by STRS. Ohio law authorizes STRS to offer this plan. Benefits include hospitalization, physicians' fees, prescription drugs and reimbursement of monthly Medicare Part B premiums. The Plan is included in the report of STRS which can be obtained by visiting [www.strsoh.org](http://www.strsoh.org) or by calling (888) 227-7877.

Funding Policy - Ohio law authorizes STRS Ohio to offer the Plan and gives the Retirement Board authority over how much, if any, of the health care costs will be absorbed by STRS Ohio. Active employee members do not contribute to the Plan. All benefit recipients pay a monthly premium. Under Ohio law, funding for post-employment health care may be deducted from employer contributions. For 2017, STRS Ohio did not allocate any employer contributions to the Health Care Stabilization Fund. The District's did not make any contributions for health care for the fiscal years ended June 30, 2017, 2016 and 2015.

**NOTE 16 - BUDGETARY BASIS OF ACCOUNTING**

While reporting financial position, results of operations, and changes in fund balance on the basis of generally accepted accounting principles (GAAP), the budgetary basis as provided by law is based upon accounting for certain transactions on a basis of cash receipts and disbursements.

**UNITED LOCAL SCHOOL DISTRICT  
COLUMBIANA COUNTY, OHIO**

NOTES TO THE BASIC FINANCIAL STATEMENTS  
FOR THE FISCAL YEAR ENDED JUNE 30, 2017

**NOTE 16 - BUDGETARY BASIS OF ACCOUNTING - (Continued)**

The statement of revenue, expenditures and changes in fund balance - budget and actual (non-GAAP budgetary basis) presented for the general fund is presented on the budgetary basis to provide a meaningful comparison of actual results with the budget. The major differences between the budget basis and the GAAP basis are that:

- (a) Revenues and other financing sources are recorded when received in cash (budget basis) as opposed to when susceptible to accrual (GAAP basis);
- (b) Expenditures and other financing uses are recorded when paid in cash (budget basis) as opposed to when the liability is incurred (GAAP basis);
- (c) In order to determine compliance with Ohio law, and to reserve that portion of the applicable appropriation, total outstanding encumbrances (budget basis) are recorded as the equivalent of an expenditure, as opposed to assigned or committed fund balance for that portion of outstanding encumbrances not already recognized as an account payable (GAAP basis);
- (d) Advances-in and advances-out are operating transactions (budget basis) as opposed to balance sheet transactions (GAAP basis); and,
- (e) Some funds are included in the general fund (GAAP basis), but have separate legally adopted budgets (budget basis).

The adjustments necessary to convert the results of operations for the year on the budget basis to the GAAP basis for the general fund is as follows:

**Net Change in Fund Balance**

	<u>General fund</u>
Budget basis	\$ (151,159)
Net adjustment for revenue accruals	(11,022)
Net adjustment for expenditure accruals	(58,832)
Net adjustment for other sources/uses	(50,000)
Funds budgeted elsewhere	(82,711)
Adjustment for encumbrances	16,251
GAAP basis	<u>\$ (337,473)</u>

Certain funds that are legally budgeted in separate special revenue funds are considered part of the general fund on a GAAP basis. This includes the sunshine fund, the special rotary fund, the adult education fund, the uniform school supplies fund, the public school support fund, the employee benefits fund and the State or political subdivision fund.

**UNITED LOCAL SCHOOL DISTRICT  
COLUMBIANA COUNTY, OHIO**

NOTES TO THE BASIC FINANCIAL STATEMENTS  
FOR THE FISCAL YEAR ENDED JUNE 30, 2017

**NOTE 17 - CONTINGENCIES**

**A. Grants**

The District receives significant financial assistance from numerous federal, State and local agencies in the form of grants. The disbursement of funds received under these programs generally requires compliance with terms and conditions specified in the grant agreements and are subject to audit by the grantor agencies. Any disallowed claims resulting from such audits could become a liability of the District. However, in the opinion of management, any such disallowed claims will not have a material effect on the financial position of the District.

**B. Litigation**

The District is not party to legal proceedings that would have a material effect, if any, on the financial condition of the District.

**C. Foundation Funding**

School District foundation funding is based on the annualized full-time equivalent (FTE) enrollment of each student. The Ohio Department of Education (ODE) is legislatively required to adjust/reconcile funding as enrollment information is updated by schools throughout the State, which can extend past the fiscal year end. The final adjustment was not material and is not reflected in the accompanying financial statements.

**NOTE 18 - SET-ASIDES**

The District is required by State law to annually set-aside certain general fund revenue amounts, as defined by statutory formula, for the acquisition and construction of capital improvements. Amounts not spent by the end of the fiscal year or offset by similarly restricted resources received during the year must be held in cash at fiscal year-end. This amount must be carried forward to be used for the same purpose in future years. Expenditures exceeding the set-aside requirement may not be carried forward to the next fiscal year.

The following cash-basis information describes the change in the fiscal year-end set-aside amount for capital improvements. Disclosure of this information is required by State statute.

	<u>Capital Improvements</u>
Set-aside balance June 30, 2016	\$ -
Current year set-aside requirement	210,832
Current year qualifying expenditures	<u>(398,214)</u>
Total	<u>\$ (187,382)</u>
Balance carried forward to fiscal year 2018	<u>\$ -</u>
Set-aside balance June 30, 2017	<u>\$ -</u>

**UNITED LOCAL SCHOOL DISTRICT  
COLUMBIANA COUNTY, OHIO**

NOTES TO THE BASIC FINANCIAL STATEMENTS  
FOR THE FISCAL YEAR ENDED JUNE 30, 2017

**NOTE 19 - OTHER COMMITMENTS**

The District utilizes encumbrance accounting as part of its budgetary controls. Encumbrances outstanding at year end may be reported as part of restricted, committed, or assigned classifications of fund balance. At year end, the District's commitments for encumbrances in the governmental funds were as follows:

<u>Fund</u>	<u>Year-End Encumbrances</u>
General	\$ 16,686
Other governmental	<u>34,062</u>
Total	<u>\$ 50,748</u>

REQUIRED SUPPLEMENTARY INFORMATION

**UNITED LOCAL SCHOOL DISTRICT  
COLUMBIANA COUNTY, OHIO**

SCHEDULES OF REQUIRED SUPPLEMENTARY INFORMATION

SCHEDULE OF THE DISTRICT'S PROPORTIONATE SHARE OF  
THE NET PENSION LIABILITY  
SCHOOL EMPLOYEES RETIREMENT SYSTEM (SERS) OF OHIO

LAST FOUR FISCAL YEARS (1)

	<u>2017</u>	<u>2016</u>	<u>2015</u>	<u>2014</u>
District's proportion of the net pension liability	0.03914670%	0.03889690%	0.03977800%	0.03977800%
District's proportionate share of the net pension liability	\$ 2,885,177	\$ 2,219,495	\$ 2,013,142	\$ 2,365,470
District's covered payroll	\$ 1,217,107	\$ 1,171,002	\$ 1,155,887	\$ 1,089,147
District's proportionate share of the net pension liability as a percentage of its covered-employee payroll	237.05%	189.54%	174.16%	217.19%
Plan fiduciary net position as a percentage of the total pension liability	62.98%	69.16%	71.70%	65.52%

Note: Information prior to 2014 was unavailable. Schedule is intended to show information for 10 years. Additional years will be displayed as they become available.

- (1) Amounts presented for each fiscal year were determined as of the District's measurement date which is the prior year-end.

**UNITED LOCAL SCHOOL DISTRICT  
COLUMBIANA COUNTY, OHIO**

SCHEDULES OF REQUIRED SUPPLEMENTARY INFORMATION

SCHEDULE OF THE DISTRICT'S PROPORTIONATE SHARE OF  
THE NET PENSION LIABILITY  
STATE TEACHERS RETIREMENT SYSTEM (STRS) OF OHIO

LAST FOUR FISCAL YEARS (1)

	<u>2017</u>	<u>2016</u>	<u>2015</u>	<u>2014</u>
District's proportion of the net pension liability	0.05493731%	0.05229855%	0.05214904%	0.05214904%
District's proportionate share of the net pension liability	\$ 18,389,174	\$ 14,453,789	\$ 12,684,451	\$ 15,109,635
District's covered-employee payroll	\$ 5,849,150	\$ 5,456,479	\$ 5,328,192	\$ 5,881,446
District's proportionate share of the net pension liability as a percentage of its covered-employee payroll	314.39%	264.89%	238.06%	256.90%
Plan fiduciary net position as a percentage of the total pension liability	66.80%	72.10%	74.70%	69.30%

Note: Information prior to 2014 was unavailable. Schedule is intended to show information for 10 years. Additional years will be displayed as they become available.

- (1) Amounts presented for each fiscal year were determined as of the District's measurement date which is the prior year-end.

**UNITED LOCAL SCHOOL DISTRICT  
COLUMBIANA COUNTY, OHIO**

SCHEDULES OF REQUIRED SUPPLEMENTARY INFORMATION

SCHEDULE OF DISTRICT CONTRIBUTIONS  
SCHOOL EMPLOYEES RETIREMENT SYSTEM (SERS) OF OHIO

LAST TEN FISCAL YEARS

	<u>2017</u>	<u>2016</u>	<u>2015</u>	<u>2014</u>
Contractually required contribution	\$ 176,602	\$ 170,395	\$ 154,338	\$ 160,206
Contributions in relation to the contractually required contribution	<u>(176,602)</u>	<u>(170,395)</u>	<u>(154,338)</u>	<u>(160,206)</u>
Contribution deficiency (excess)	<u>\$ -</u>	<u>\$ -</u>	<u>\$ -</u>	<u>\$ -</u>
District's covered payroll	\$ 1,261,443	\$ 1,217,107	\$ 1,171,002	\$ 1,155,887
Contributions as a percentage of covered-employee payroll	14.00%	14.00%	13.18%	13.86%



<u>2013</u>	<u>2012</u>	<u>2011</u>	<u>2010</u>	<u>2009</u>	<u>2008</u>
\$ 150,738	\$ 142,851	\$ 128,671	\$ 139,875	\$ 98,851	\$ 98,758
<u>(150,738)</u>	<u>(142,851)</u>	<u>(128,671)</u>	<u>(139,875)</u>	<u>(98,851)</u>	<u>(98,758)</u>
<u>\$ -</u>	<u>\$ -</u>	<u>\$ -</u>	<u>\$ -</u>	<u>\$ -</u>	<u>\$ -</u>
\$ 1,089,147	\$ 1,062,089	\$ 1,023,636	\$ 1,033,050	\$ 1,004,583	\$ 1,005,682
13.84%	13.45%	12.57%	13.54%	9.84%	9.82%

**UNITED LOCAL SCHOOL DISTRICT  
COLUMBIANA COUNTY, OHIO**

SCHEDULES OF REQUIRED SUPPLEMENTARY INFORMATION

SCHEDULE OF DISTRICT CONTRIBUTIONS  
STATE TEACHERS RETIREMENT SYSTEM (STRS) OF OHIO

LAST TEN FISCAL YEARS

	<u>2017</u>	<u>2016</u>	<u>2015</u>	<u>2014</u>
Contractually required contribution	\$ 858,212	\$ 818,881	\$ 763,907	\$ 692,665
Contributions in relation to the contractually required contribution	<u>(858,212)</u>	<u>(818,881)</u>	<u>(763,907)</u>	<u>(692,665)</u>
Contribution deficiency (excess)	<u>\$ -</u>	<u>\$ -</u>	<u>\$ -</u>	<u>\$ -</u>
District's covered payroll	\$ 6,130,086	\$ 5,849,150	\$ 5,456,479	\$ 5,328,192
Contributions as a percentage of covered-employee payroll	14.00%	14.00%	14.00%	13.00%

<u>2013</u>	<u>2012</u>	<u>2011</u>	<u>2010</u>	<u>2009</u>	<u>2008</u>
\$ 764,588	\$ 801,635	\$ 803,316	\$ 795,656	\$ 779,225	\$ 780,417
<u>(764,588)</u>	<u>(801,635)</u>	<u>(803,316)</u>	<u>(795,656)</u>	<u>(779,225)</u>	<u>(780,417)</u>
<u>\$ -</u>	<u>\$ -</u>	<u>\$ -</u>	<u>\$ -</u>	<u>\$ -</u>	<u>\$ -</u>
\$ 5,881,446	\$ 6,166,423	\$ 6,179,354	\$ 6,120,431	\$ 5,994,038	\$ 6,003,208
13.00%	13.00%	13.00%	13.00%	13.00%	13.00%

**UNITED LOCAL SCHOOL DISTRICT  
COLUMBIANA COUNTY, OHIO**

NOTES TO REQUIRED SUPPLEMENTARY INFORMATION  
FOR THE FISCAL YEAR ENDED JUNE 30, 2017

*SCHOOL EMPLOYEES RETIREMENT SYSTEM (SERS) OF OHIO*

Changes in benefit terms: There were no changes in benefit terms from the amounts reported for fiscal years 2014 - 2017.

*Changes in assumptions* : There were no changes in methods and assumptions used in the calculation of actuarial determined contributions for fiscal years 2014-2016. For fiscal year 2017, the following changes of assumptions affected the total pension liability since the prior measurement date: (a) the assumed rate of inflation was reduced from 3.25% to 3.00%, (b) payroll growth assumption was reduced from 4.00% to 3.50%, (c) assumed real wage growth was reduced from 0.75% to 0.50%, (d) Rates of withdrawal, retirement and disability were updated to reflect recent experience, (e) mortality among active members was updated to RP-2014 Blue Collar Mortality Table with fully generational projection and a five year age set-back for both males and females, (f) mortality among service retired members, and beneficiaries was updated to the following RP-2014 Blue Collar Mortality Table with fully generational projection with Scale BB, 120% of male rates, and 110% of female rates and (g) mortality among disabled members was updated to RP-2000 Disabled Mortality Table, 90% for male rates and 100% for female rates, set back five years is used for the period after disability retirement.

*STATE TEACHERS RETIREMENT SYSTEM (STRS) OF OHIO*

Changes in benefit terms: There were no changes in benefit terms from the amounts reported for fiscal years 2014 - 2017.

Changes in assumptions: There were no changes in methods and assumptions used in the calculation of actuarial determined contributions for fiscal years 2014 - 2017. See the notes to the basic financials for the methods and assumptions in this calculation.

**UNITED LOCAL SCHOOL DISTRICT  
COLUMBIANA COUNTY**

**SCHEDULE OF EXPENDITURES OF FEDERAL AWARDS  
FOR THE YEAR ENDED JUNE 30, 2017**

<b>FEDERAL GRANTOR Pass Through Grantor Program / Cluster Title</b>	<b>Federal CFDA Number</b>	<b>Pass Through Entity Identifying Number</b>	<b>Total Federal Expenditures</b>
<b>U.S. DEPARTMENT OF AGRICULTURE</b>			
<i>Passed Through Ohio Department of Education</i>			
Child Nutrition Cluster:			
School Breakfast Program	10.553	006	\$53,499
School Lunch Program	10.555	006	189,947
Non-Cash Assistance (Food Distribution)	10.555	006	<u>34,959</u>
Total Child Nutrition Cluster			<u>278,405</u>
Total U.S. Department of Agriculture			<u><b>278,405</b></u>
<b>U.S. DEPARTMENT OF EDUCATION</b>			
<i>Passed Through Ohio Department of Education</i>			
Title I Grants to Local Educational Agencies	84.010	572-9116	64,806
Title I Grants to Local Educational Agencies	84.010	572-9117	<u>346,669</u>
Total Title I Grants to Local Educational Agencies			<u>411,475</u>
Improving Teacher Quality - State Grants	84.367	590-9015	(2,234)
Improving Teacher Quality - State Grants	84.367	590-9016	20,427
Improving Teacher Quality - State Grants	84.367	590-9017	<u>51,389</u>
Total Improving Teacher Quality - State Grants			<u>69,582</u>
Total U.S. Department of Education			<u><b>481,057</b></u>
<b>Total Expenditures of Federal Awards</b>			<u><b>\$759,462</b></u>

*The accompanying notes are an integral part of this schedule.*

**UNITED LOCAL SCHOOL DISTRICT  
COLUMBIANA COUNTY**

**NOTES TO THE SCHEDULE OF EXPENDITURES OF FEDERAL AWARDS  
2 CFR 200.510(b)(6)  
FOR THE YEAR ENDED JUNE 30, 2017**

**NOTE A – BASIS OF PRESENTATION**

The accompanying Schedule of Expenditures of Federal Awards (the Schedule) includes the federal award activity of United Local School District (the District) under programs of the federal government for the year ended June 30, 2017. The information on this Schedule is prepared in accordance with the requirements of Title 2 U.S. Code of Federal Regulations Part 200, *Uniform Administrative Requirements, Cost Principles, and Audit Requirements for Federal Awards* (Uniform Guidance). Because the Schedule presents only a selected portion of the operations of the District, it is not intended to and does not present the financial position, changes in net position, or cash flows of the District.

**NOTE B – SUMMARY OF SIGNIFICANT ACCOUNTING POLICIES**

Expenditures reported on the Schedule are reported on the cash basis of accounting. Such expenditures are recognized following the cost principles contained in Title 2 U.S. Code of Federal Regulations Part 200, *Uniform Administrative Requirements, Cost Principles, and Audit Requirements for Federal Awards*, wherein certain types of expenditures may or may not be allowable or may be limited as to reimbursement. Negative amounts shown on the Schedule represent adjustments or credits made in the normal course of business to amounts reported as expenditures in prior years. The District has elected to use the 10-percent de minimis indirect cost rate as allowed under the Uniform Guidance.

**NOTE C - CHILD NUTRITION CLUSTER**

The District commingles cash receipts from the U.S. Department of Agriculture with similar State grants. When reporting expenditures on this Schedule, the District assumes it expends federal monies first.

**NOTE D – FOOD DONATION PROGRAM**

The District reports commodities consumed on the Schedule at the fair value. The District allocated donated food commodities to the respective program that benefitted from the use of those donated food commodities.

**NOTE E - TRANSFERS BETWEEN FEDERAL PROGRAMS**

During fiscal year 2017, the District utilized the transferability program between Title II-A Improving Teacher Quality Grant and the Title I Grants to Local Educational Agencies Grant. The Schedule reflects the District spent \$69,582 on the Improving Teacher Quality Grant; however, through the transferability program, 100% of these expenditures supported activities for Title I Grants to Local Educational Agencies.



# Dave Yost • Auditor of State

## INDEPENDENT AUDITOR'S REPORT ON INTERNAL CONTROL OVER FINANCIAL REPORTING AND ON COMPLIANCE AND OTHER MATTERS REQUIRED BY GOVERNMENT AUDITING STANDARDS

United Local School District  
Columbiana County  
8143 State Route 9  
Hanoverton, Ohio 44423

To the Board of Education:

We have audited, in accordance with auditing standards generally accepted in the United States and the Comptroller General of the United States' *Government Auditing Standards*, the financial statements of the governmental activities, the major fund, and the aggregate remaining fund information of the United Local School District, Columbiana, (the District) as of and for the year ended June 30, 2017, and the related notes to the financial statements, which collectively comprise the District's basic financial statements and have issued our report thereon dated January 30, 2018.

### ***Internal Control Over Financial Reporting***

As part of our financial statement audit, we considered the District's internal control over financial reporting (internal control) to determine the audit procedures appropriate in the circumstances to the extent necessary to support our opinion on the financial statements, but not to the extent necessary to opine on the effectiveness of the District's internal control. Accordingly, we have not opined on it.

A *deficiency in internal control* exists when the design or operation of a control does not allow management or employees, when performing their assigned functions, to prevent, or detect and timely correct misstatements. A *material weakness* is a deficiency, or combination of internal control deficiencies resulting in a reasonable possibility that internal control will not prevent or detect and timely correct a material misstatement of the District's financial statements. A *significant deficiency* is a deficiency, or a combination of deficiencies, in internal control that is less severe than a material weakness, yet important enough to merit attention by those charged with governance.

Our consideration of internal control was for the limited purpose described in the first paragraph of this section and was not designed to identify all internal control deficiencies that might be material weaknesses or significant deficiencies. Given these limitations, we did not identify any deficiencies in internal control that we consider material weaknesses. However, unidentified material weaknesses may exist.

***Compliance and Other Matters***

As part of reasonably assuring whether the District's financial statements are free of material misstatement, we tested its compliance with certain provisions of laws, regulations, contracts, and grant agreements, noncompliance with which could directly and materially affect the determination of financial statement amounts. However, opining on compliance with those provisions was not an objective of our audit and accordingly, we do not express an opinion. The results of our tests disclosed no instances of noncompliance or other matters we must report under *Government Auditing Standards*.

***Purpose of this Report***

This report only describes the scope of our internal control and compliance testing and our testing results, and does not opine on the effectiveness of the District's internal control or on compliance. This report is an integral part of an audit performed under *Government Auditing Standards* in considering the District's internal control and compliance. Accordingly, this report is not suitable for any other purpose.

A handwritten signature in black ink that reads "Dave Yost". The signature is written in a cursive style with a large, looping "D" and "Y".

**Dave Yost**  
Auditor of State  
Columbus, Ohio

January 30, 2018





# Dave Yost • Auditor of State

## INDEPENDENT AUDITOR'S REPORT ON COMPLIANCE WITH REQUIREMENTS APPLICABLE TO THE MAJOR FEDERAL PROGRAM AND ON INTERNAL CONTROL OVER COMPLIANCE REQUIRED BY THE UNIFORM GUIDANCE

United Local School District  
Columbiana County  
8143 State Route 9  
Hanoverton, Ohio 44423

To the Board of Education:

### ***Report on Compliance for the Major Federal Program***

We have audited the United Local School District's (the District) compliance with the applicable requirements described in the U.S. Office of Management and Budget (OMB) *Compliance Supplement* that could directly and materially affect the United Local School District's major federal program for the year ended June 30, 2017. The *Summary of Auditor's Results* in the accompanying schedule of findings identifies the District's major federal program.

### ***Management's Responsibility***

The District's Management is responsible for complying with federal statutes, regulations, and the terms and conditions of its federal awards applicable to its federal program.

### ***Auditor's Responsibility***

Our responsibility is to opine on the District's compliance for the District's major federal program based on our audit of the applicable compliance requirements referred to above. Our compliance audit followed auditing standards generally accepted in the United States of America; the standards for financial audits included in the Comptroller General of the United States' *Government Auditing Standards*; and the audit requirements of Title 2 U.S. *Code of Federal Regulations* Part 200, *Uniform Administrative Requirements, Cost Principles, and Audit Requirements for Federal Awards* (Uniform Guidance). These standards and the Uniform Guidance require us to plan and perform the audit to reasonably assure whether noncompliance with the applicable compliance requirements referred to above that could directly and materially affect a major federal program occurred. An audit includes examining, on a test basis, evidence about the District's compliance with those requirements and performing such other procedures as we considered necessary in the circumstances.

We believe our audit provides a reasonable basis for our compliance opinion on the District's major program. However, our audit does not provide a legal determination of the District's compliance.

***Opinion on the Major Federal Program***

In our opinion, the United Local School District complied, in all material respects with the compliance requirements referred to above that could directly and materially affect its major federal program for the year ended June 30, 2017.

***Report on Internal Control Over Compliance***

The District's management is responsible for establishing and maintaining effective internal control over compliance with the applicable compliance requirements referred to above. In planning and performing our compliance audit, we considered the District's internal control over compliance with the applicable requirements that could directly and materially affect a major federal program, to determine our auditing procedures appropriate for opining on each major federal program's compliance and to test and report on internal control over compliance in accordance with the Uniform Guidance, but not to the extent needed to opine on the effectiveness of internal control over compliance. Accordingly, we have not opined on the effectiveness of the District's internal control over compliance.

*A deficiency in internal control over compliance* exists when the design or operation of a control over compliance does not allow management or employees, when performing their assigned functions, to prevent, or to timely detect and correct, noncompliance with a federal program's applicable compliance requirement. A *material weakness in internal control over compliance* is a deficiency, or combination of deficiencies, in internal control over compliance, such that there is a reasonable possibility that material noncompliance with a federal program compliance requirement will not be prevented, or timely detected and corrected. A *significant deficiency in internal control over compliance* is a deficiency, or a combination of deficiencies, in internal control over compliance with federal program's applicable compliance requirement that is less severe than a material weakness in internal control over compliance, yet important enough to merit attention by those charged with governance.

Our consideration of internal control over compliance was for the limited purpose described in the first paragraph of this section and would not necessarily identify all deficiencies in internal control over compliance that might be material weaknesses or significant deficiencies. We did not identify any deficiencies in internal control over compliance that we consider to be material weaknesses. However, material weaknesses may exist that have not been identified.

This report only describes the scope of our internal control over compliance tests and the results of this testing based on Uniform Guidance requirements. Accordingly, this report is not suitable for any other purpose.



**Dave Yost**  
Auditor of State  
Columbus, Ohio

January 30, 2018

**UNITED LOCAL SCHOOL DISTRICT  
COLUMBIANA COUNTY**

**SCHEDULE OF FINDINGS  
2 CFR § 200.515  
JUNE 30, 2017**

**1. SUMMARY OF AUDITOR'S RESULTS**

<b>(d)(1)(i)</b>	<b>Type of Financial Statement Opinion</b>	Unmodified
<b>(d)(1)(ii)</b>	<b>Were there any material weaknesses in internal control reported at the financial statement level (GAGAS)?</b>	No
<b>(d)(1)(ii)</b>	<b>Were there any significant deficiencies in internal control reported at the financial statement level (GAGAS)?</b>	No
<b>(d)(1)(iii)</b>	<b>Was there any reported material noncompliance at the financial statement level (GAGAS)?</b>	No
<b>(d)(1)(iv)</b>	<b>Were there any material internal control weaknesses reported for major federal programs?</b>	No
<b>(d)(1)(iv)</b>	<b>Were there any significant deficiencies in internal control reported for major federal programs?</b>	No
<b>(d)(1)(v)</b>	<b>Type of Major Programs' Compliance Opinion</b>	Unmodified
<b>(d)(1)(vi)</b>	<b>Are there any reportable findings under 2 CFR §200.516(a)?</b>	No
<b>(d)(1)(vii)</b>	<b>Major Programs (list):</b>	Title I Grants to Local Educational Agencies - CFDA #84.010
<b>(d)(1)(viii)</b>	<b>Dollar Threshold: Type A/B Programs</b>	Type A: > \$ 750,000 Type B: all others
<b>(d)(1)(ix)</b>	<b>Low Risk Auditee under 2 CFR §200.520?</b>	No

**2. FINDINGS RELATED TO THE FINANCIAL STATEMENTS  
REQUIRED TO BE REPORTED IN ACCORDANCE WITH GAGAS**

None

**3. FINDINGS AND QUESTIONED COSTS FOR FEDERAL AWARDS**

None

**THIS PAGE INTENTIONALLY LEFT BLANK.**



8143 State Route 9 ♦ Hanoverton, Ohio 44423  
 Phone: (330) 223-1521 ♦ (330) 223-1555  
 Fax: (330)223-2363

Direct Numbers:  
*Elementary School* - (330) 223-8001  
*High School* - (330) 223-7102

**SUMMARY SCHEDULE OF PRIOR AUDIT FINDINGS**  
**June 30, 2017**

Finding Number	Finding Summary	Status	Additional Information
2016-001	Ohio Admin. Code Section 117-2-02 (D)(4)(c) Capital Asset Reporting	Corrective Action Taken and Finding is Fully Corrected	

**This page intentionally left blank.**



# Dave Yost • Auditor of State

**UNITED LOCAL SCHOOL DISTRICT**

**COLUMBIANA COUNTY**

**CLERK'S CERTIFICATION**

**This is a true and correct copy of the report which is required to be filed in the Office of the Auditor of State pursuant to Section 117.26, Revised Code, and which is filed in Columbus, Ohio.**

*Susan Babbitt*

**CLERK OF THE BUREAU**

**CERTIFIED  
FEBRUARY 15, 2018**