



Dave Yost • Auditor of State



**WEST BRANCH LOCAL SCHOOL DISTRICT  
MAHONING COUNTY**

**TABLE OF CONTENTS**

| <b>TITLE</b>  | <b>PAGE</b> |
|---|-------------|
| Independent Auditor's Report .....  | 1           |
| Prepared by Client:   |             |
| Management's Discussion and Analysis.....   | 3           |
| Statement of Net Position .....   | 15          |
| Statement of Activities.....  | 16          |
| Balance Sheet - Governmental Funds.....   | 17          |
| Reconciliation of Total Governmental Fund Balances to Net Position of<br>Governmental Activities .....  | 18          |
| Statement of Revenues, Expenditures and Changes in Fund<br>Balances – Governmental Funds.....   | 19          |
| Reconciliation of the Statement of Revenues, Expenditures and Changes<br>in Fund Balances of Governmental Funds to the Statement of Activities.....                     | 20          |
| Statement of Revenues, Expenditures and Changes in Fund Balance – Budget<br>(Non-GAAP Basis) and Actual - General Fund.....   | 21          |
| Statement of Fiduciary Net Position – Fiduciary Funds.....  | 22          |
| Statement of Changes in Fiduciary Net Position – Fiduciary Funds .....  | 23          |
| Notes to the Basic Financial Statements .....   | 25          |
| Schedule of the District's Proportionate Share of the Net Pension<br>Liability – School Employees Retirement System of Ohio.....  | 64          |
| Schedule of the District's Proportionate Share of the Net Pension<br>Liability – State Teachers Retirement System of Ohio .....   | 65          |
| Schedule of District Contributions - School Employees Retirement System of Ohio .....   | 66          |
| Schedule of District Contributions – State Teachers Retirement System of Ohio.....  | 68          |
| Notes to Required Supplementary Information.....  | 70          |
| Schedule of Federal Awards Receipts and Expenditures.....   | 71          |
| Notes to the Schedule of Federal Awards Receipts and Expenditures .....   | 72          |
| Independent Auditor's Report on Internal Control Over Financial Reporting and on<br>Compliance and Other Matters Required by <i>Government Auditing Standards</i> ..... | 73          |

**WEST BRANCH LOCAL SCHOOL DISTRICT  
MAHONING COUNTY**

**TABLE OF CONTENTS**

| <b>TITLE</b>  | <b>PAGE</b> |
|---|-------------|
| Independent Auditor's Report on Compliance with Requirements<br>Applicable to the Major Federal Program and on Internal Control Over<br>Compliance Required by the Uniform Guidance ..... | 75          |
| Schedule of Findings.....   | 77          |



# Dave Yost • Auditor of State

## INDEPENDENT AUDITOR'S REPORT

West Branch Local School District  
Mahoning County  
14277 Main Street  
Beloit, Ohio 44609

To the Board of Education:

### ***Report on the Financial Statements***

We have audited the accompanying financial statements of the governmental activities, each major fund, and the aggregate remaining fund information of West Branch Local School District, Mahoning County, Ohio (the District), as of and for the year ended June 30, 2017, and the related notes to the financial statements, which collectively comprise the District's basic financial statements as listed in the table of contents.

### ***Management's Responsibility for the Financial Statements***

Management is responsible for preparing and fairly presenting these financial statements in accordance with accounting principles generally accepted in the United States of America; this includes designing, implementing, and maintaining internal control relevant to preparing and fairly presenting financial statements that are free from material misstatement, whether due to fraud or error.

### ***Auditor's Responsibility***

Our responsibility is to opine on these financial statements based on our audit. We audited in accordance with auditing standards generally accepted in the United States of America and the financial audit standards in the Comptroller General of the United States' *Government Auditing Standards*. Those standards require us to plan and perform the audit to reasonably assure the financial statements are free from material misstatement.

An audit requires obtaining evidence about financial statement amounts and disclosures. The procedures selected depend on our judgment, including assessing the risks of material financial statement misstatement, whether due to fraud or error. In assessing those risks, we consider internal control relevant to the District's preparation and fair presentation of the financial statements in order to design audit procedures that are appropriate in the circumstances, but not to the extent needed to opine on the effectiveness of the District's internal control. Accordingly, we express no such opinion. An audit also includes evaluating the appropriateness of management's accounting policies and the reasonableness of their significant accounting estimates, as well as our evaluation of the overall financial statement presentation.

We believe the audit evidence we obtained is sufficient and appropriate to support our audit opinions.

### ***Opinion***

In our opinion, the financial statements referred to above present fairly, in all material respects, the respective financial position of the governmental activities, each major fund, and the aggregate remaining fund information of West Branch Local School District, Mahoning County, Ohio, as of June 30, 2017, and the respective changes in financial position thereof and the budgetary comparison for the General fund thereof for the year then ended in accordance with the accounting principles generally accepted in the United States of America.

101 Central Plaza South, 700 Chase Tower, Canton, Ohio 44702-1509  
Phone: 330-438-0617 or 800-443-9272 Fax: 330-471-0001

[www.ohioauditor.gov](http://www.ohioauditor.gov)

**Other Matters**

*Required Supplementary Information*

Accounting principles generally accepted in the United States of America require this presentation to include *management's discussion and analysis*, and schedules of net pension liabilities and pension contributions listed in the table of contents, to supplement the basic financial statements. Although this information is not part of the basic financial statements, the Governmental Accounting Standards Board considers it essential for placing the basic financial statements in an appropriate operational, economic, or historical context. We applied certain limited procedures to the required supplementary information in accordance with auditing standards generally accepted in the United States of America, consisting of inquiries of management about the methods of preparing the information and comparing the information for consistency with management's responses to our inquiries, to the basic financial statements, and other knowledge we obtained during our audit of the basic financial statements. We do not opine or provide any assurance on the information because the limited procedures do not provide us with sufficient evidence to opine or provide any other assurance.

*Supplementary and Other Information*

Our audit was conducted to opine on the District's basic financial statements taken as a whole.

The Schedule of Federal Awards Receipts and Expenditures presents additional analysis as required by Title 2 U.S. Code of Federal Regulations (CFR) Part 200, Uniform Administrative Requirements, Cost Principles, and Audit Requirements for Federal Awards and is not a required part of the financial statements.

The schedule is management's responsibility, and derives from and relates directly to the underlying accounting and other records used to prepare the basic financial statements. We subjected this information to the auditing procedures we applied to the basic financial statements. We also applied certain additional procedures, including comparing and reconciling this information directly to the underlying accounting and other records used to prepare the basic financial statements or to the basic financial statements themselves in accordance with auditing standards generally accepted in the United States of America. In our opinion, this information is fairly stated in all material respects in relation to the basic financial statements taken as a whole.

**Other Reporting Required by Government Auditing Standards**

In accordance with *Government Auditing Standards*, we have also issued our report dated March 12, 2018, on our consideration of the District's internal control over financial reporting and our tests of its compliance with certain provisions of laws, regulations, contracts and grant agreements and other matters. That report describes the scope of our internal control testing over financial reporting and compliance, and the results of that testing, and does not opine on internal control over financial reporting or on compliance. That report is an integral part of an audit performed in accordance with *Government Auditing Standards* in considering the District's internal control over financial reporting and compliance.



**Dave Yost**  
Auditor of State  
Columbus, Ohio

March 12, 2018

**WEST BRANCH LOCAL SCHOOL DISTRICT  
MAHONING COUNTY, OHIO**

MANAGEMENT'S DISCUSSION AND ANALYSIS  
FOR THE FISCAL YEAR ENDED JUNE 30, 2017  
(UNAUDITED)

The management's discussion and analysis of the West Branch Local School District's (the "District") financial performance provides an overall review of the District's financial activities for the fiscal year ended June 30, 2017. The intent of this discussion and analysis is to look at the District's financial performance as a whole; readers should also review the basic financial statements and the notes to the basic financial statements to enhance their understanding of the District's financial performance.

**Financial Highlights**

Key financial highlights for fiscal year 2017 are as follows:

- In total, net position of governmental activities decreased \$2,970,139 which represents a 48.14% decrease from 2016.
- General revenues accounted for \$16,600,105 in revenue or 73.35% of all revenues. Program specific revenue in the form of charges for services and sales, grants and contributions accounted for \$6,032,387 or 26.65% of total revenues of \$22,632,492.
- The District had \$25,602,631 in expenses related to governmental activities; \$6,032,387 of these expenses was offset by program specific charges for services, grants or contributions. General revenues supporting governmental activities (primarily taxes and unrestricted grants and entitlements) of \$16,600,105 were not adequate to provide for these programs.
- The District's major governmental fund is the general fund. The general fund had \$19,906,040 in revenues and \$20,004,020 in expenditures and other financing uses. During fiscal year 2017, the general fund's fund balance decreased \$97,980 from a fund balance of \$2,072,944 to \$1,974,964.

**Using the Basic Financial Statements**

This annual report consists of a series of financial statements and notes to those statements. These statements are organized so the reader can understand the District as a financial whole, an entire operating entity. The statements then proceed to provide an increasingly detailed look at specific financial activities.

The statement of net position and statement of activities provide information about the activities of the whole District, presenting both an aggregate view of the District's finances and a longer-term view of those finances. Fund financial statements provide the next level of detail. For governmental funds, these statements tell how services were financed in the short-term as well as what remains for future spending. The fund financial statements also look at the District's most significant funds with all other nonmajor funds presented in total in one column. In the case of the District, the general fund is by far the most significant fund, and the only governmental fund reported as a major fund.

**Reporting the District as a Whole**

*Statement of Net Position and the Statement of Activities*

While this document contains the large number of funds used by the District to provide programs and activities, the view of the District as a whole looks at all financial transactions and asks the question, "How did we do financially during 2017?" The statement of net position and the statement of activities answer this question. These statements include non-fiduciary assets, deferred outflows of resources, liabilities, deferred inflows of resources, revenues and expenses using the accrual basis of accounting similar to the accounting used by most private-sector companies. This basis of accounting will take into account all of the current year's revenues and expenses regardless of when cash is received or paid.

**WEST BRANCH LOCAL SCHOOL DISTRICT  
MAHONING COUNTY, OHIO**

MANAGEMENT'S DISCUSSION AND ANALYSIS  
FOR THE FISCAL YEAR ENDED JUNE 30, 2017  
(UNAUDITED)

These two statements report the District's net position and changes in that position. This change in net position is important because it tells the reader that, for the District as a whole, the financial position of the District has improved or diminished. The causes of this change may be the result of many factors, some financial, some not. Non-financial factors include the District's property tax base, current property tax laws in Ohio restricting revenue growth, facility conditions, required educational programs and other factors.

In the statement of net position and the statement of activities, the governmental activities include the District's programs and services, including instruction, support services, operation and maintenance of plant, pupil transportation, extracurricular activities, and food service operations.

The District's statement of net position and statement of activities can be found on pages 15-16 of this report.

**Reporting the District's Most Significant Funds**

***Fund Financial Statements***

The analysis of the District's major governmental funds begins on page 10. Fund financial reports provide detailed information about the District's major funds. The District uses many funds to account for a multitude of financial transactions. However, these fund financial statements focus on the District's most significant funds. The District's major governmental fund is the general fund.

***Governmental Funds***

Most of the District's activities are reported in governmental funds, which focus on how money flows into and out of those funds and the balances left at year-end available for spending in future periods. These funds are reported using an accounting method called modified accrual accounting, which measures cash and all other financial assets than can readily be converted to cash. The governmental fund financial statements provide a detailed short-term view of the District's general government operations and the basic services it provides. Governmental fund information helps you determine whether there are more or fewer financial resources that can be spent in the near future to finance educational programs. The relationship (or differences) between governmental activities (reported in the statement of net position and the statement of activities) and governmental funds is reconciled in the basic financial statements. The basic governmental fund financial statements can be found on pages 17-21 of this report.

***Reporting the District's Fiduciary Responsibilities***

The District is the trustee, or fiduciary, for its scholarship programs. This activity is presented as a private-purpose trust fund. The District also acts in a trustee capacity as an agent for individuals. This activity are reported in two agency funds. The District's fiduciary activities are reported in separate statements of fiduciary net position and changes in fiduciary net position on pages 22 and 23. These activities are excluded from the District's other financial statements because the assets cannot be utilized by the District to finance its operations.

***Notes to the Basic Financial Statements***

The notes provide additional information that is essential to a full understanding of the data provided in the government-wide and fund financial statements. These notes to the basic financial statements can be found on pages 25-61 of this report.



**WEST BRANCH LOCAL SCHOOL DISTRICT  
MAHONING COUNTY, OHIO**

MANAGEMENT'S DISCUSSION AND ANALYSIS  
FOR THE FISCAL YEAR ENDED JUNE 30, 2017  
(UNAUDITED)

***Required Supplementary Information***

In addition to the basic financial statements and accompanying notes, this report also presents certain required supplementary information concerning the District's net pension liability. The required supplementary information can be found on pages 63 through 69 of this report.

**The District as a Whole**

The table below provides a summary of the District's net position at June 30, 2017 and June 30, 2016.

|  | <b>Net Position</b>                |                                    |
|--|------------------------------------|------------------------------------|
|  | Governmental<br>Activities<br>2017 | Governmental<br>Activities<br>2016 |
| <b><u>Assets</u></b>                           |                                    |                                    |
| Current and other assets                       | \$ 12,112,556                      | \$ 12,858,809                      |
| Capital assets, net                            | 31,947,244                         | 33,615,878                         |
| Total assets                                   | <u>44,059,800</u>                  | <u>46,474,687</u>                  |
| <b><u>Deferred Outflows of Resources</u></b>   |                                    |                                    |
| Unamortized deferred charges on debt refunding | 25,893                             | 168,834                            |
| Pension  | <u>7,080,222</u>                   | <u>2,904,316</u>                   |
| Total deferred outflows of resources           | <u>7,106,115</u>                   | <u>3,073,150</u>                   |
| <b><u>Liabilities</u></b>                      |                                    |                                    |
| Current liabilities                            | 2,690,344                          | 2,843,839                          |
| Long-term liabilities:                         |                                    |                                    |
| Due within one year                            | 802,791                            | 757,511                            |
| Due in more than one year:                     |                                    |                                    |
| Net pension liability                          | 34,373,733                         | 27,019,142                         |
| Other amounts                                  | <u>4,702,882</u>                   | <u>5,536,216</u>                   |
| Total liabilities                              | <u>42,569,750</u>                  | <u>36,156,708</u>                  |
| <b><u>Deferred Inflows of Resources</u></b>    |                                    |                                    |
| Property taxes levied for next year            | 5,151,253                          | 5,135,721                          |
| Pensions                                       | <u>245,003</u>                     | <u>2,085,360</u>                   |
| Total deferred inflows of resources            | <u>5,396,256</u>                   | <u>7,221,081</u>                   |
| <b><u>Net Position</u></b>                     |                                    |                                    |
| Net investment in capital assets               | 27,203,797                         | 28,528,012                         |
| Restricted                                     | 1,674,242                          | 1,586,482                          |
| Unrestricted (deficit)                         | <u>(25,678,130)</u>                | <u>(23,944,446)</u>                |
| Total net position                             | <u>\$ 3,199,909</u>                | <u>\$ 6,170,048</u>                |

**WEST BRANCH LOCAL SCHOOL DISTRICT  
MAHONING COUNTY, OHIO**

MANAGEMENT'S DISCUSSION AND ANALYSIS  
FOR THE FISCAL YEAR ENDED JUNE 30, 2017  
(UNAUDITED)

During a prior fiscal year, the District adopted GASB Statement 68, "Accounting and Financial Reporting for Pensions—an Amendment of GASB Statement 27," and GASB Statement 71 "Pension Transition for Contributions made subsequent to the measurement date—an Amendment of GASB Statement No.68," which significantly revises accounting for pension costs and liabilities. For reasons discussed below, many end users of this financial statement will gain a clearer understanding of the District's actual financial condition by adding deferred inflows related to pension and the net pension liability to the reported net position and subtracting deferred outflows related to pension.

Governmental Accounting Standards Board standards are national and apply to all government financial reports prepared in accordance with generally accepted accounting principles. When accounting for pension costs, GASB 27 focused on a funding approach. This approach limited pension costs to contributions annually required by law, which may or may not be sufficient to fully fund each plan's *net pension liability*. GASB 68 takes an earnings approach to pension accounting; however, the nature of Ohio's statewide pension systems and state law governing those systems requires additional explanation in order to properly understand the information presented in these statements.

Under the new standards required by GASB 68, the net pension liability equals the District's proportionate share of each plan's collective:

1. Present value of estimated future pension benefits attributable to active and inactive employees' past service
2. Minus plan assets available to pay these benefits

GASB notes that pension obligations, whether funded or unfunded, are part of the "employment exchange" – that is, the employee is trading his or her labor in exchange for wages, benefits, and the promise of a future pension. GASB noted that the unfunded portion of this pension promise is a present obligation of the government, part of a bargained-for benefit to the employee, and should accordingly be reported by the government as a liability since they received the benefit of the exchange. However, the District is not responsible for certain key factors affecting the balance of this liability. In Ohio, the employee shares the obligation of funding pension benefits with the employer. Both employer and employee contribution rates are capped by State statute. A change in these caps requires action of both Houses of the General Assembly and approval of the Governor. Benefit provisions are also determined by State statute. The employee enters the employment exchange with the knowledge that the employer's promise is limited not by contract but by law. The employer enters the exchange also knowing that there is a specific, legal limit to its contribution to the pension system. In Ohio, there is no legal means to enforce the unfunded liability of the pension system *as against the public employer*. State law operates to mitigate/lessen the moral obligation of the public employer to the employee, because all parties enter the employment exchange with notice as to the law. The pension system is responsible for the administration of the plan.

Most long-term liabilities have set repayment schedules or, in the case of compensated absences (i.e. sick and vacation leave), are satisfied through paid time-off or termination payments. There is no repayment schedule for the net pension liability. As explained above, changes in pension benefits, contribution rates, and return on investments affect the balance of the net pension liability, but are outside the control of the local government. In the event that contributions, investment returns, and other changes are insufficient to keep up with required pension payments, State statute does not assign/identify the responsible party for the unfunded portion. Due to the unique nature of how the net pension liability is satisfied, this liability is separately identified within the long-term liability section of the statement of net position.

In accordance with GASB 68, the District's statements prepared on an accrual basis of accounting include an annual pension expense for their proportionate share of each plan's *change* in net pension liability not accounted for as deferred inflows/outflows.

**WEST BRANCH LOCAL SCHOOL DISTRICT  
MAHONING COUNTY, OHIO**

MANAGEMENT'S DISCUSSION AND ANALYSIS  
FOR THE FISCAL YEAR ENDED JUNE 30, 2017  
(UNAUDITED)

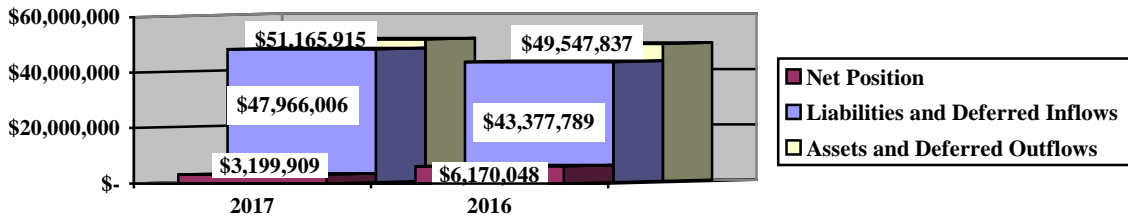
Over time, net position can serve as a useful indicator of a government's financial position. At June 30, 2017, the District's assets and deferred outflows of resources exceeded liabilities and deferred inflows of resources by \$3,199,909.

At year-end, capital assets represented 72.51% of total assets. Capital assets include land, land improvements, buildings and improvements, furniture and equipment, textbooks and library books and vehicles. The District's net investment in capital assets at June 30, 2017, was \$27,203,797. These capital assets are used to provide services to the students and are not available for future spending. Although the District's investment in capital assets is reported net of related debt, it should be noted that the resources to repay the debt must be provided from other sources, since capital assets may not be used to liquidate these liabilities.

A portion of the District's net position, \$1,674,242, represents resources that are subject to external restriction on how they may be used. The remaining balance of unrestricted net position is a deficit balance of \$25,678,130.

The graph below presents the District's governmental activities assets, deferred outflows, liabilities, deferred inflows and net position at June 30, 2017 and June 30, 2016.

**Governmental Activities**



The table below shows the changes in net position for governmental activities for fiscal years 2017 and 2016.

|                                    | <b>Change in Net Position</b>      |                                    |
|------------------------------------|------------------------------------|------------------------------------|
|                                    | Governmental<br>Activities<br>2017 | Governmental<br>Activities<br>2016 |
| <b>Revenues</b>                    |                                    |                                    |
| Program revenues:                  |                                    |                                    |
| Charges for services and sales     | \$ 3,664,458                       | \$ 3,486,785                       |
| Operating grants and contributions | 2,327,929                          | 2,138,860                          |
| Capital grants and contributions   | 40,000                             | 120,868                            |
| General revenues:                  |                                    |                                    |
| Property taxes                     | 5,143,088                          | 5,378,580                          |
| Grants and entitlements            | 11,323,859                         | 11,283,660                         |
| Investment earnings                | 25,263                             | 69,080                             |
| Other                              | 107,895                            | 69,163                             |
| Total revenues                     | <u>22,632,492</u>                  | <u>22,546,996</u>                  |

(Continued)

**WEST BRANCH LOCAL SCHOOL DISTRICT  
MAHONING COUNTY, OHIO**

MANAGEMENT'S DISCUSSION AND ANALYSIS  
FOR THE FISCAL YEAR ENDED JUNE 30, 2017  
(UNAUDITED)

|   | <b>Change in Net Position (Continued)</b> |                     |
|---|---|---------------------|
|   | Governmental                              | Governmental        |
|   | Activities                                | Activities          |
|   | <u>2017</u>                               | <u>2016</u>         |
| <b><u>Expenses</u></b>                    |   |                     |
| Program expenses:                         |   |                     |
| Instruction:                              |   |                     |
| Regular                                   | \$ 12,121,038                             | \$ 10,773,611       |
| Special                                   | 2,680,633                                 | 2,483,472           |
| Vocational                                | 261,469                                   | 338,170             |
| Support services:                         |   |                     |
| Pupil                                     | 1,362,626                                 | 1,192,211           |
| Instructional staff                       | 917,648                                   | 783,727             |
| Board of education                        | 44,412                                    | 34,655              |
| Administration                            | 1,730,849                                 | 1,696,700           |
| Fiscal                                    | 516,498                                   | 505,400             |
| Business                                  | 31,097                                    | 17,954              |
| Operations and maintenance                | 2,233,969                                 | 2,290,502           |
| Pupil transportation                      | 1,379,937                                 | 1,414,265           |
| Central                                   | 243,751                                   | 262,779             |
| Operations of non-instructional services: |   |                     |
| Food service operations                   | 927,025                                   | 853,306             |
| Other non-instructional services          | 65,183                                    | 68,332              |
| Extracurricular activities                | 883,001                                   | 815,515             |
| Interest and fiscal charges               | <u>203,495</u>                            | <u>283,284</u>      |
| Total expenses                            | <u>25,602,631</u>                         | <u>23,813,883</u>   |
| Change in net position                    | (2,970,139)                               | (1,266,887)         |
| Net position at beginning of year         | <u>6,170,048</u>                          | <u>7,436,935</u>    |
| Net position at end of year               | <u>\$ 3,199,909</u>                       | <u>\$ 6,170,048</u> |

**Governmental Activities**

Net position of the District's governmental activities decreased \$2,970,139. Total governmental expenses of \$25,602,631 were offset by program revenues of \$6,032,387 and general revenues of \$16,600,105. Program revenues supported 23.56% of the total governmental expenses.

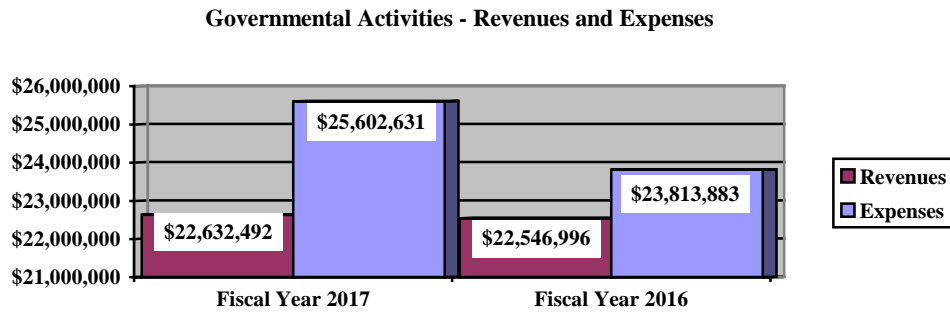
The primary sources of revenue for governmental activities are derived from property taxes, and unrestricted grants and entitlements. These two revenue sources represent 72.76% of total governmental revenue. Real estate property is reappraised every six years.

**WEST BRANCH LOCAL SCHOOL DISTRICT  
MAHONING COUNTY, OHIO**

MANAGEMENT'S DISCUSSION AND ANALYSIS  
FOR THE FISCAL YEAR ENDED JUNE 30, 2017  
(UNAUDITED)

Property taxes of the District decreased \$235,492 due to a reduction in delinquent real estate property tax collections. Capital grants and contributions decreased during the year due to fewer donations related to the District's renovations. Operating grants and contributions increased due to an increase in monies received from the state and federal government related to food service, IDEA, Part B and improving teacher quality grants. The variances in instruction and support service expenses were due to mostly due to an increase in pension expense for the District.

The graph below presents the District's governmental activities revenues and expenses for fiscal years 2017 and 2016.



The table below shows, for governmental activities, the total cost of services and the net cost of services for fiscal years 2017 and 2016.

|   | <b>Governmental Activities</b> |                         |                           |                         |
|---|--------------------------------|-------------------------|---------------------------|-------------------------|
|   | Total Cost of<br>Services      | Net Cost of<br>Services | Total Cost of<br>Services | Net Cost of<br>Services |
|   | <u>2017</u>                    | <u>2017</u>             | <u>2016</u>               | <u>2016</u>             |
| <b>Program expenses</b>                   |                                |                         |                           |                         |
| Instruction:                              |                                |                         |                           |                         |
| Regular                                   | \$ 12,121,038                  | \$ 9,723,343            | \$ 10,773,611             | \$ 8,596,434            |
| Special                                   | 2,680,633                      | 990,717                 | 2,483,472                 | 957,342                 |
| Vocational                                | 261,469                        | 179,938                 | 338,170                   | 261,561                 |
| Support services:                         |                                |                         |                           |                         |
| Pupil                                     | 1,362,626                      | 1,247,397               | 1,192,211                 | 1,051,838               |
| Instructional staff                       | 917,648                        | 735,916                 | 783,727                   | 577,916                 |
| Board of education                        | 44,412                         | 44,412                  | 34,655                    | 34,655                  |
| Administration                            | 1,730,849                      | 1,730,849               | 1,696,700                 | 1,695,166               |
| Fiscal                                    | 516,498                        | 516,498                 | 505,400                   | 505,400                 |
| Business                                  | 31,097                         | 31,097                  | 17,954                    | 17,954                  |
| Operations and maintenance                | 2,233,969                      | 2,220,979               | 2,290,502                 | 2,244,635               |
| Pupil transportation                      | 1,379,937                      | 1,311,919               | 1,414,265                 | 1,354,218               |
| Central                                   | 243,751                        | 42,283                  | 262,779                   | 62,542                  |
| Operations of non-instructional services: |                                |                         |                           |                         |
| Food service operations                   | 927,025                        | 20,684                  | 853,306                   | 54,306                  |
| Other non-instructional services          | 65,183                         | 61,653                  | 68,332                    | 67,252                  |
| Extracurricular activities                | 883,001                        | 509,064                 | 815,515                   | 302,867                 |
| Interest and fiscal charges               | 203,495                        | 203,495                 | 283,284                   | 283,284                 |
| <b>Total expenses</b>                     | <u>\$ 25,602,631</u>           | <u>\$ 19,570,244</u>    | <u>\$ 23,813,883</u>      | <u>\$ 18,067,370</u>    |

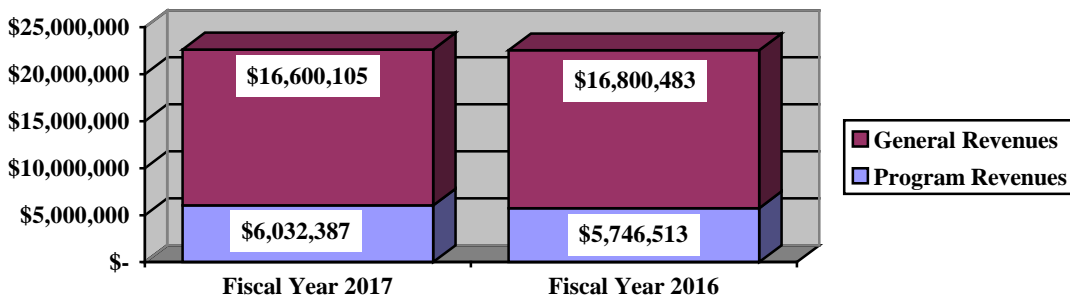
**WEST BRANCH LOCAL SCHOOL DISTRICT  
MAHONING COUNTY, OHIO**

MANAGEMENT'S DISCUSSION AND ANALYSIS  
FOR THE FISCAL YEAR ENDED JUNE 30, 2017  
(UNAUDITED)

The dependence upon tax and other general revenues for governmental activities is apparent, as 72.32% of instruction activities are supported through taxes and other general revenues. For all governmental activities, general revenue support is 76.44%. The District's taxpayers and unrestricted grants and entitlements from the State of Ohio are by far the primary support for District's students.

The graph below presents the District's governmental activities revenues for fiscal years 2017 and 2016.

**Governmental Activities - General and Program Revenues**



**The District's Funds**

The District's governmental funds (as presented on the balance sheet on page 17) reported a combined fund balance of \$3,686,510, which is less than last year's total of \$4,097,850. The schedule below indicates the fund balance and the total change in fund balance as of June 30, 2017 and 2016.

|                    | Fund Balance<br><u>June 30, 2017</u> | Fund Balance<br><u>June 30, 2016</u> | <u>Change</u>       |
|--------------------|--------------------------------------|--------------------------------------|---------------------|
| General            | \$ 1,974,964                         | \$ 2,072,944                         | \$ (97,980)         |
| Other governmental | <u>1,711,546</u>                     | <u>2,024,906</u>                     | <u>(313,360)</u>    |
| Total              | <u>\$ 3,686,510</u>                  | <u>\$ 4,097,850</u>                  | <u>\$ (411,340)</u> |

**WEST BRANCH LOCAL SCHOOL DISTRICT  
MAHONING COUNTY, OHIO**

MANAGEMENT'S DISCUSSION AND ANALYSIS  
FOR THE FISCAL YEAR ENDED JUNE 30, 2017  
(UNAUDITED)

***General Fund***

The District's general fund balance decreased \$97,980. The table that follows assists in illustrating the financial activities and fund balance of the general fund.

|   | <u>2017</u><br><u>Amount</u> | <u>2016</u><br><u>Amount</u> | <u>Increase</u><br><u>(Decrease)</u> | <u>Percentage</u><br><u>Change</u> |
|---|------------------------------|------------------------------|--------------------------------------|------------------------------------|
| <b><u>Revenues</u></b>                  |                              |                              |                                      |                                    |
| Taxes                                   | \$ 4,686,642                 | \$ 4,623,815                 | \$ 62,827                            | 1.36 %                             |
| Tuition                                 | 2,618,740                    | 2,288,844                    | 329,896                              | 14.41 %                            |
| Earnings on investments                 | 24,178                       | 68,982                       | (44,804)                             | (64.95) %                          |
| Intergovernmental                       | 12,073,090                   | 11,980,882                   | 92,208                               | 0.77 %                             |
| Other revenues                          | <u>503,390</u>               | <u>519,684</u>               | <u>(16,294)</u>                      | <u>(3.14) %</u>                    |
| Total                                   | <u>\$ 19,906,040</u>         | <u>\$ 19,482,207</u>         | <u>\$ 423,833</u>                    | <u>2.18 %</u>                      |
| <b><u>Expenditures</u></b>              |                              |                              |                                      |                                    |
| Instruction                             | \$ 11,961,956                | \$ 11,409,182                | \$ 552,774                           | 4.84 %                             |
| Support services                        | 7,387,653                    | 7,587,412                    | (199,759)                            | (2.63) %                           |
| Operation of non-instructional services | 55,186                       | 53,404                       | 1,782                                | 3.34 %                             |
| Extracurricular activities              | 417,040                      | 399,164                      | 17,876                               | 4.48 %                             |
| Capital outlay                          | -                            | 71,809                       | (71,809)                             | (100.00) %                         |
| Debt service                            | <u>16,200</u>                | <u>14,850</u>                | <u>1,350</u>                         | <u>9.09 %</u>                      |
| Total                                   | <u>\$ 19,838,035</u>         | <u>\$ 19,535,821</u>         | <u>\$ 302,214</u>                    | <u>1.55 %</u>                      |

Revenues of the general fund increased \$423,833 or 2.18%. The most significant increases were in the areas of tuition and intergovernmental. Tuition revenue increased \$329,896 or 14.41% from the prior year. This increase can be attributed to an increase in the amount of tuition that was received by the District for open enrollment during fiscal year 2017. Intergovernmental revenue increased \$92,208 due to an increase in State Foundation funding. Expenditures related to instruction services increased, while support services decreased, due to fluctuations in personnel costs. Capital outlay reported in fiscal year 2016 represents the inception of a capital lease. All other revenues and expenditures remained consistent with the prior year.

***General Fund Budgeting Highlights***

The District's budget is prepared according to Ohio law and is based on accounting for certain transactions on a basis of cash receipts, disbursements and encumbrances. The most significant budgeted fund is the general fund.

During the course of fiscal year 2017, the District amended its general fund budget. For the general fund, final budgeted revenues and other financing sources were \$19,652,521 which was increased from the original budgeted revenues and other financing sources estimate of \$19,016,346. Actual revenues and other financing sources for fiscal 2017 was \$19,652,521. This represents no change from the final budgeted revenues.

General fund original appropriations (appropriated expenditures plus other financing uses) of \$20,343,328 were decreased to \$20,270,236 in the final budget. Actual expenditures plus other financing uses for fiscal year 2017 were \$20,284,004, which is greater than the final budgeted amount by \$13,768.

**WEST BRANCH LOCAL SCHOOL DISTRICT  
MAHONING COUNTY, OHIO**

MANAGEMENT'S DISCUSSION AND ANALYSIS  
FOR THE FISCAL YEAR ENDED JUNE 30, 2017  
(UNAUDITED)

**Capital Assets and Debt Administration**

***Capital Assets***

At the end of fiscal 2017, the District had \$31,947,244 invested in land, land improvements, buildings and improvements, furniture and equipment, vehicles, textbooks and library books. The following table shows June 30, 2017 balances compared to June 30, 2016:

|                             | <b>Capital Assets at June 30<br/>(Net of Depreciation)</b> |                      |
|-----------------------------|--|----------------------|
|                             | <u>Governmental Activities</u>                             |                      |
|                             | <u>2017</u>  | <u>2016</u>          |
| Land                        | \$ 643,930   | \$ 643,930           |
| Land improvements           | 1,658,928  | 1,600,969            |
| Building and improvements   | 28,951,800   | 30,480,138           |
| Furniture and equipment     | 391,222  | 446,289              |
| Vehicles                    | 269,192  | 348,036              |
| Textbooks and library books | <u>32,172</u>  | <u>96,516</u>        |
| Total                       | <u>\$ 31,947,244</u>                                       | <u>\$ 33,615,878</u> |

Total additions to capital assets for 2017 were \$260,074. The District had \$1,928,708 in depreciation expense for the 2017 fiscal year. Overall, capital assets of the District decreased \$1,668,634.

See Note 8 to the basic financial statements for additional information on the District's capital assets.

***Debt Administration***

At June 30, 2017, the District had \$4,723,028 in general obligation bonds and \$46,312 in capital lease obligations outstanding. Of this total, \$668,941 is due within one year and \$4,100,399 is due in greater than one year. The following table summarizes the bonds outstanding.

|   | <b>Outstanding Debt, at Year End</b>      |   |
|---|---|---|
|   | Governmental<br>Activities<br><u>2017</u> | Governmental<br>Activities<br><u>2016</u> |
| General obligation bonds:               |   |   |
| Energy conservation bonds - Series 2010 | \$ 778,028                                | \$ 907,698                                |
| Refunding bonds - Series 2007           | -   | 4,429,627                                 |
| Refunding bonds - Series 2017           | 3,945,000                                 | -   |
| Capital lease agreement                 | <u>46,312</u>                             | <u>59,909</u>                             |
| Total                                   | <u>\$ 4,769,340</u>                       | <u>\$ 5,397,234</u>                       |

At June 30, 2017, the District's legal voted debt margin was \$18,580,803 with an unvoted debt margin of \$254,079.

See Note 9 to the basic financial statements for additional information on the District's debt administration.



**WEST BRANCH LOCAL SCHOOL DISTRICT  
MAHONING COUNTY, OHIO**

MANAGEMENT'S DISCUSSION AND ANALYSIS  
FOR THE FISCAL YEAR ENDED JUNE 30, 2017  
(UNAUDITED)

**Current Financial Related Activities**

As the statement of revenues, expenditures and changes in fund balances indicates, the District relies heavily upon property taxes, revenue from the state, tuition and other local revenues. This reliance presents certain internal and external challenges with respect to the future financial stability of the District.

The District anticipates that it must look towards a combination of increased reliance on local property taxes and expenditure reductions in order to fund its operations beyond fiscal year 2020 as State revenue, already the major source of operational revenue, is expected to provide little if any growth in the foreseeable future. At the same time, the District does not foresee any sustainable growth in revenue from current levied property taxes due to continued lack of significant growth in property valuation. Management must diligently adjust planned expenditures in future years to fit within projected revenues in response to the May 2017 five-year financial forecast (fiscal years 2017 through 2021).

With the passage of Amended Substitute House Bill 59 of the 130<sup>th</sup> Ohio General Assembly in July 2013, the state funding formula changed effective for fiscal years 2015 and beyond. Total state funding inclusive of a transitional aide guarantee and exclusive of additional aid items, such as preschool special education funding, special education transportation and various prior year adjustments, was identical in fiscal 2016 to what the District received in fiscal year 2016 and, when homestead and rollback receipts from the State were included, was 62% of daily operating funds in fiscal 2016.

With the passage of House Bill 64 of the 131<sup>st</sup> Ohio General Assembly in June 2016, expectations continue that state funding, inclusive of homestead and rollback receipts, to be received in fiscal 2017 and 2018 will not deviate significantly from fiscal 2016 levels. The remaining years of the forecast are projected to show a funding decline from fiscal 2016 and 2017 levels based on projected funding guarantee reductions in the current funding formula.

Local property taxes, consisting of real property and public utility personal property collections, comprise 24% of daily operating funds in fiscal 2016. The District experienced modest growth in property valuations for tax years 2011 through 2016 with average year to year growth of 2.12%. Projections for tax year 2016 through tax year 2021 would indicate a 2.04% average year to year growth. These valuation increases should result in modest growth in tax revenues over the forecast period.

The District continues to be concerned with the lack of any significant growth in district of residence enrollment. Through fiscal 2016 and projected out through fiscal 2020, open enrollment of "out of District students" had served to maintain a relatively steady total enrollment and increased revenues from other operating revenue sources. Resident enrollment is projected to decline over the forecast period resulting in at best a modest decline in state funding, given the current funding formula, as we move through the forecast period.

The District has committed itself to academic and financial excellence for many years as reflected by "Excellent" and "Excellent With Distinction" ratings through the 2011 – 2012 academic years. With continued changes to the report card over the succeeding three academic years, the grading criteria has become increasingly more stringent impacting the grading scale in comparison to prior years. The 2015 – 2016 Report Card indicates The District receive an "A" grade for its 95.3% four-year graduation rate and "C" grade in Achievement for its performance index which measures the test results of every student. Graduation rate and third grade proficiency successes will result in a modest bonus in terms of State funding in the 2016 – 2017 school year.

Annual financial audit reports are filed as required by law. An unmodified audit opinion was received for fiscal 2016 audit year. For the sixth consecutive year, the District received the Auditor of State Award for its filing of timely financial reports as well as its receipt of an audit report that did not contain any findings for recovery, material citations or weaknesses, significant deficiencies, Single Audit findings or any questioned costs.

**WEST BRANCH LOCAL SCHOOL DISTRICT  
MAHONING COUNTY, OHIO**

**MANAGEMENT'S DISCUSSION AND ANALYSIS  
FOR THE FISCAL YEAR ENDED JUNE 30, 2017  
(UNAUDITED)**

In April 2010, Standard and Poor's Rating Services upgraded its rating on the District's 2007 general obligation bonds to an "A+" rating from its prior "A" rating and changed its outlook to stable from developing. In July 2015, it affirmed its continuation of the "A+" rating and stable outlook. This rating remains in place and may not only have a favorable impact upon future debt issuance but could also improve the perception of outstanding debt currently in the marketplace.

Improvements continue in the quality of fiscal management as demonstrated by a proactive approach to cash management, not only to maximize funds but also to achieve optimal income on cash balances. With the ongoing banking environment, safety of the District's dollars remains top priority. Meeting the needs of the natural budget cycles continues to be our greatest challenge.

**Contacting the District's Financial Management**

This financial report is designed to provide our citizens, taxpayers and investors and creditors with a general overview of the District's finances and to demonstrate accountability for money received. If you have any questions about this report or need additional financial information, contact Mr. David Drawl, Treasurer, West Branch Local School District, 14277 Main Street, Beloit, OH 44609.

**WEST BRANCH LOCAL SCHOOL DISTRICT  
MAHONING COUNTY, OHIO**

STATEMENT OF NET POSITION  
JUNE 30, 2017

|  | <b>Governmental<br/>Activities</b> |
|--|------------------------------------|
| <b>Assets:</b>   |                                    |
| Equity in pooled cash and investments . . . . .          | \$ 6,067,774                       |
| Receivables:   |                                    |
| Property taxes . . . . .                                 | 5,746,207                          |
| Accounts . . . . .                                       | 45,067                             |
| Accrued interest . . . . .                               | 5,887                              |
| Intergovernmental . . . . .                              | 185,118                            |
| Prepayments . . . . .                                    | 26,320                             |
| Materials and supplies inventory . . . . .               | 2,201                              |
| Inventory held for resale . . . . .                      | 33,982                             |
| Capital assets:  |                                    |
| Nondepreciable capital assets . . . . .                  | 643,930                            |
| Depreciable capital assets, net . . . . .                | 31,303,314                         |
| Capital assets, net . . . . .                            | 31,947,244                         |
| Total assets . . . . .                                   | 44,059,800                         |
| <b>Deferred outflows of resources:</b>                   |                                    |
| Unamortized deferred charges on debt refunding . . . . . | 25,893                             |
| Pension - STRS . . . . .                                 | 5,355,087                          |
| Pension - SERS . . . . .                                 | 1,725,135                          |
| Total deferred outflows of resources . . . . .           | 7,106,115                          |
| <b>Liabilities:</b>                                      |                                    |
| Accounts payable . . . . .                               | 51,428                             |
| Accrued wages and benefits payable . . . . .             | 2,215,496                          |
| Intergovernmental payable . . . . .                      | 76,852                             |
| Pension and postemployment benefits payable . . . . .    | 336,586                            |
| Accrued interest payable . . . . .                       | 9,982                              |
| Long-term liabilities:                                   |                                    |
| Due within one year . . . . .                            | 802,791                            |
| Due in more than one year:                               |                                    |
| Net pension liability . . . . .                          | 34,373,733                         |
| Other amounts due in more than one year . . . . .        | 4,702,882                          |
| Total liabilities . . . . .                              | 42,569,750                         |
| <b>Deferred inflows of resources:</b>                    |                                    |
| Property taxes levied for the next fiscal year . . . . . | 5,151,253                          |
| Pension - STRS . . . . .                                 | 245,003                            |
| Total deferred inflows of resources . . . . .            | 5,396,256                          |
| <b>Net position:</b>                                     |                                    |
| Net investment in capital assets . . . . .               | 27,203,797                         |
| Restricted for:  |                                    |
| Capital projects . . . . .                               | 361,175                            |
| Classroom facilities maintenance . . . . .               | 161,525                            |
| Debt service . . . . .                                   | 474,544                            |
| Locally funded programs . . . . .                        | 137                                |
| Federally funded programs . . . . .                      | 14,935                             |
| Student activities . . . . .                             | 146,742                            |
| Other purposes . . . . .                                 | 515,184                            |
| Unrestricted (deficit) . . . . .                         | (25,678,130)                       |
| Total net position . . . . .                             | \$ 3,199,909                       |

SEE ACCOMPANYING NOTES TO THE BASIC FINANCIAL STATEMENTS

**WEST BRANCH LOCAL SCHOOL DISTRICT  
MAHONING COUNTY, OHIO**

STATEMENT OF ACTIVITIES  
FOR THE FISCAL YEAR ENDED JUNE 30, 2017

|  | Expenses             | Program Revenues               |                                    |                                  | Net (Expense) Revenue and Changes in Net Position |
|--|----------------------|--------------------------------|------------------------------------|----------------------------------|---|
|  |                      | Charges for Services and Sales | Operating Grants and Contributions | Capital Grants and Contributions |   |
| <b>Governmental activities:</b>                              |                      |                                |                                    |                                  |   |
| Instruction:   |                      |                                |                                    |                                  |   |
| Regular . . . . .  | \$ 12,121,038        | \$ 2,396,446                   | \$ 1,249                           | \$ -                             | \$ (9,723,343)                                    |
| Special . . . . .  | 2,680,633            | 282,440                        | 1,407,476                          | -                                | (990,717)   |
| Vocational . . . . .   | 261,469              | 8,289                          | 73,242                             | -                                | (179,938)   |
| Support services:  |                      |                                |                                    |                                  |   |
| Pupil . . . . .  | 1,362,626            | 113,590                        | 1,639                              | -                                | (1,247,397)                                       |
| Instructional staff . . . . .                                | 917,648              | -                              | 181,732                            | -                                | (735,916)   |
| Board of education . . . . .                                 | 44,412               | -                              | -                                  | -                                | (44,412)  |
| Administration . . . . .                                     | 1,730,849            | -                              | -                                  | -                                | (1,730,849)                                       |
| Fiscal . . . . .   | 516,498              | -                              | -                                  | -                                | (516,498)   |
| Business . . . . .   | 31,097               | -                              | -                                  | -                                | (31,097)  |
| Operations and maintenance . . . . .                         | 2,233,969            | 6,310                          | 6,680                              | -                                | (2,220,979)                                       |
| Pupil transportation . . . . .                               | 1,379,937            | 17,114                         | 50,904                             | -                                | (1,311,919)                                       |
| Central . . . . .  | 243,751              | 194,268                        | 7,200                              | -                                | (42,283)  |
| Operation of non-instructional services:                     |                      |                                |                                    |                                  |   |
| Other non-instructional services . . . . .                   | 65,183               | 290                            | 3,240                              | -                                | (61,653)  |
| Food service operations . . . . .                            | 927,025              | 414,382                        | 491,959                            | -                                | (20,684)  |
| Extracurricular activities . . . . .                         | 883,001              | 231,329                        | 102,608                            | 40,000                           | (509,064)   |
| Interest and fiscal charges . . . . .                        | 203,495              | -                              | -                                  | -                                | (203,495)   |
| <b>Total governmental activities . . . . .</b>               | <b>\$ 25,602,631</b> | <b>\$ 3,664,458</b>            | <b>\$ 2,327,929</b>                | <b>\$ 40,000</b>                 | <b>(19,570,244)</b>                               |
| <b>General revenues:</b>                                     |                      |                                |                                    |                                  |   |
| Property taxes levied for:                                   |                      |                                |                                    |                                  |   |
| General purposes . . . . . 4,485,318                         |                      |                                |                                    |                                  |   |
| Debt service . . . . . 576,884                               |                      |                                |                                    |                                  |   |
| Special revenue . . . . . 80,886                             |                      |                                |                                    |                                  |   |
| Grants and entitlements not restricted                       |                      |                                |                                    |                                  |   |
| to specific programs . . . . . 11,323,859                    |                      |                                |                                    |                                  |   |
| Investment earnings . . . . . 25,263                         |                      |                                |                                    |                                  |   |
| Miscellaneous . . . . . 107,895                              |                      |                                |                                    |                                  |   |
| <b>Total general revenues . . . . . 16,600,105</b>           |                      |                                |                                    |                                  |   |
| Change in net position . . . . . (2,970,139)                 |                      |                                |                                    |                                  |   |
| <b>Net position at beginning of year . . . . . 6,170,048</b> |                      |                                |                                    |                                  |   |
| <b>Net position at end of year . . . . . \$ 3,199,909</b>    |                      |                                |                                    |                                  |   |

SEE ACCOMPANYING NOTES TO THE BASIC FINANCIAL STATEMENTS

**WEST BRANCH LOCAL SCHOOL DISTRICT  
MAHONING COUNTY, OHIO**

BALANCE SHEET  
GOVERNMENTAL FUNDS  
JUNE 30, 2017

|  | <u>General</u>      | <u>Nonmajor<br/>Governmental<br/>Funds</u> | <u>Total<br/>Governmental<br/>Funds</u> |
|--|---------------------|--|---|
| <b>Assets:</b>   |                     |  |   |
| Equity in pooled cash and investments . . . . .          | \$ 4,185,596        | \$ 1,882,178                               | \$ 6,067,774                            |
| Receivables:   |                     |  |   |
| Property taxes . . . . .                                 | 5,013,183           | 733,024                                    | 5,746,207                               |
| Accounts . . . . .                                       | 44,981              | 86   | 45,067                                  |
| Accrued interest . . . . .                               | 5,887               | -  | 5,887                                   |
| Interfund loans . . . . .                                | 80,035              | -  | 80,035                                  |
| Intergovernmental . . . . .                              | 38,993              | 146,125                                    | 185,118                                 |
| Prepayments . . . . .                                    | 24,728              | 1,592                                      | 26,320                                  |
| Materials and supplies inventory . . . . .               | -                   | 2,201                                      | 2,201                                   |
| Inventory held for resale . . . . .                      | -                   | 33,982                                     | 33,982                                  |
| Total assets . . . . .                                   | <u>\$ 9,393,403</u> | <u>\$ 2,799,188</u>                        | <u>\$ 12,192,591</u>                    |
| <b>Liabilities:</b>                                      |                     |  |   |
| Accounts payable . . . . .                               | \$ 49,621           | \$ 1,807                                   | \$ 51,428                               |
| Accrued wages and benefits payable . . . . .             | 2,044,794           | 170,702                                    | 2,215,496                               |
| Compensated absences payable . . . . .                   | 5,357               | -  | 5,357                                   |
| Intergovernmental payable . . . . .                      | 75,190              | 1,662                                      | 76,852                                  |
| Pension and postemployment benefits payable . . . . .    | 307,145             | 29,441                                     | 336,586                                 |
| Interfund loans payable . . . . .                        | -                   | 80,035                                     | 80,035                                  |
| Total liabilities . . . . .                              | <u>2,482,107</u>    | <u>283,647</u>                             | <u>2,765,754</u>                        |
| <b>Deferred inflows of resources:</b>                    |                     |  |   |
| Property taxes levied for the next fiscal year . . . . . | 4,490,626           | 660,627                                    | 5,151,253                               |
| Delinquent property tax revenue not available . . . . .  | 404,096             | 55,002                                     | 459,098                                 |
| Intergovernmental revenue not available . . . . .        | 38,993              | 88,366                                     | 127,359                                 |
| Accrued interest not available . . . . .                 | 2,617               | -  | 2,617                                   |
| Total deferred inflows of resources . . . . .            | <u>4,936,332</u>    | <u>803,995</u>                             | <u>5,740,327</u>                        |
| <b>Fund balances:</b>                                    |                     |  |   |
| Nonspendable:  |                     |  |   |
| Materials and supplies inventory . . . . .               | -                   | 2,201                                      | 2,201                                   |
| Prepays . . . . .  | 24,728              | 1,592                                      | 26,320                                  |
| Restricted:  |                     |  |   |
| Debt service . . . . .                                   | -                   | 436,725                                    | 436,725                                 |
| Capital improvements . . . . .                           | -                   | 361,175                                    | 361,175                                 |
| Classroom facilities maintenance . . . . .               | -                   | 154,324                                    | 154,324                                 |
| Food service operations . . . . .                        | -                   | 444,203                                    | 444,203                                 |
| Other purposes . . . . .                                 | -                   | 79,093                                     | 79,093                                  |
| Extracurricular . . . . .                                | -                   | 146,663                                    | 146,663                                 |
| Committed:   |                     |  |   |
| Other purposes . . . . .                                 | -                   | 158,966                                    | 158,966                                 |
| Assigned:  |                     |  |   |
| Student instruction . . . . .                            | 77,614              | -  | 77,614                                  |
| Student and staff support . . . . .                      | 273,910             | -  | 273,910                                 |
| Extracurricular activities . . . . .                     | 6,000               | -  | 6,000                                   |
| Subsequent year's appropriations . . . . .               | 1,460,287           | -  | 1,460,287                               |
| School supplies . . . . .                                | 132,425             | -  | 132,425                                 |
| Unassigned (deficit) . . . . .                           | <u>-</u>            | <u>(73,396)</u>                            | <u>(73,396)</u>                         |
| Total fund balances . . . . .                            | <u>1,974,964</u>    | <u>1,711,546</u>                           | <u>3,686,510</u>                        |
| Total liabilities, deferred inflows and fund balances    | <u>\$ 9,393,403</u> | <u>\$ 2,799,188</u>                        | <u>\$ 12,192,591</u>                    |

SEE ACCOMPANYING NOTES TO THE BASIC FINANCIAL STATEMENTS

**WEST BRANCH LOCAL SCHOOL DISTRICT  
MAHONING COUNTY, OHIO**

RECONCILIATION OF TOTAL GOVERNMENTAL FUND BALANCES TO  
NET POSITION OF GOVERNMENTAL ACTIVITIES  
JUNE 30, 2017

|  |    |              |                  |
|--|----|--------------|------------------|
| <b>Total governmental fund balances</b>  |    | \$           | 3,686,510        |
| <i>Amounts reported for governmental activities on the statement of net position are different because:</i>  |    |              |                  |
| Capital assets used in governmental activities are not financial resources and therefore are not reported in the funds.  |    |              | 31,947,244       |
| Other long-term assets are not available to pay for current-period expenditures and therefore are deferred inflows in the funds.   |    |              |                  |
| Property taxes receivable  | \$ | 459,098      |                  |
| Accrued interest receivable  |    | 2,617        |                  |
| Intergovernmental receivable   |    | 127,359      |                  |
| Total  |    | 127,359      | 589,074          |
| Unamortized amounts on refundings are not recognized in the funds.   |    |              | 25,893           |
| Accrued interest payable is not due and payable in the current period and therefore is not reported in the funds.  |    |              | (9,982)          |
| The net pension liability is not due and payable in the current period; therefore, the liability and related deferred inflows/outflows are not reported in governmental funds: |    |              |                  |
| Deferred outflows of resources - pension   |    | 7,080,222    |                  |
| Deferred inflows of resources - pension  |    | (245,003)    |                  |
| Net pension liability  |    | (34,373,733) |                  |
| Total  |    | (34,373,733) | (27,538,514)     |
| Long-term liabilities, including bonds payable, are not due and payable in the current period and therefore are not reported in the funds.                                     |    |              |                  |
| General obligation bonds   |    | (3,945,000)  |                  |
| Energy conservation bonds  |    | (778,028)    |                  |
| Capital lease obligation   |    | (46,312)     |                  |
| Compensated absences   |    | (730,976)    |                  |
| Total  |    | (5,500,316)  | (5,500,316)      |
| <b>Net position of governmental activities</b>   |    | <b>\$</b>    | <b>3,199,909</b> |

SEE ACCOMPANYING NOTES TO THE BASIC FINANCIAL STATEMENTS

**WEST BRANCH LOCAL SCHOOL DISTRICT  
MAHONING COUNTY, OHIO**

STATEMENT OF REVENUES, EXPENDITURES AND CHANGES IN FUND BALANCES  
GOVERNMENTAL FUNDS  
FOR THE FISCAL YEAR ENDED JUNE 30, 2017

|   | <u>General</u>             | <u>Nonmajor<br/>Governmental<br/>Funds</u> | <u>Total<br/>Governmental<br/>Funds</u> |
|---|----------------------------|--|---|
| <b>Revenues:</b>  |                            |  |   |
| From local sources:   |                            |  |   |
| Property taxes . . . . .  | \$ 4,686,642               | \$ 689,083                                 | \$ 5,375,725                            |
| Tuition . . . . .   | 2,618,740                  | -  | 2,618,740                               |
| Earnings on investments . . . . .                                   | 24,178                     | 5,082                                      | 29,260                                  |
| Charges for services . . . . .                                      | -                          | 420,052                                    | 420,052                                 |
| Extracurricular . . . . .   | 93,895                     | 230,171                                    | 324,066                                 |
| Classroom materials and fees . . . . .                              | 60,146                     | -  | 60,146                                  |
| Rental income . . . . .   | 640                        | -  | 640                                     |
| Contributions and donations . . . . .                               | 37,846                     | 148,452                                    | 186,298                                 |
| Other local revenues . . . . .                                      | 310,863                    | 4,538                                      | 315,401                                 |
| Intergovernmental - intermediate . . . . .                          | 1,411                      | -  | 1,411                                   |
| Intergovernmental - state . . . . .                                 | 11,902,700                 | 172,150                                    | 12,074,850                              |
| Intergovernmental - federal . . . . .                               | 168,979                    | 1,254,582                                  | 1,423,561                               |
| Total revenues . . . . .  | <u>19,906,040</u>          | <u>2,924,110</u>                           | <u>22,830,150</u>                       |
| <b>Expenditures:</b>  |                            |  |   |
| Current:  |                            |  |   |
| Instruction:  |                            |  |   |
| Regular . . . . .   | 9,823,850                  | -  | 9,823,850                               |
| Special . . . . .   | 1,895,299                  | 582,987                                    | 2,478,286                               |
| Vocational . . . . .  | 242,807                    | -  | 242,807                                 |
| Support services:   |                            |  |   |
| Pupil . . . . .   | 1,284,177                  | 1,626                                      | 1,285,803                               |
| Instructional staff . . . . .                                       | 661,510                    | 180,313                                    | 841,823                                 |
| Board of education . . . . .  | 43,378                     | -  | 43,378                                  |
| Administration . . . . .  | 1,605,639                  | 10   | 1,605,649                               |
| Fiscal . . . . .  | 475,810                    | 17,618                                     | 493,428                                 |
| Business . . . . .  | 31,097                     | -  | 31,097                                  |
| Operations and maintenance . . . . .                                | 1,841,020                  | 434,128                                    | 2,275,148                               |
| Pupil transportation . . . . .                                      | 1,208,471                  | 31,075                                     | 1,239,546                               |
| Central . . . . .   | 236,551                    | 7,200                                      | 243,751                                 |
| Operation of non-instructional services:                            |                            |  |   |
| Other non-instructional services . . . . .                          | 55,186                     | 8,992                                      | 64,178                                  |
| Food service operations . . . . .                                   | -                          | 889,584                                    | 889,584                                 |
| Extracurricular activities . . . . .                                | 417,040                    | 332,762                                    | 749,802                                 |
| Facilities acquisition and construction . . . . .                   | -                          | 18,146                                     | 18,146                                  |
| Debt service:   |                            |  |   |
| Principal retirement . . . . .                                      | 13,597                     | 252,595                                    | 266,192                                 |
| Interest and fiscal charges . . . . .                               | 2,603                      | 207,135                                    | 209,738                                 |
| Bond issuance costs . . . . .                                       | -                          | 62,755                                     | 62,755                                  |
| Payment of interest on capital appreciation bonds . . . . .         | -                          | 377,075                                    | 377,075                                 |
| Total expenditures . . . . .  | <u>19,838,035</u>          | <u>3,404,001</u>                           | <u>23,242,036</u>                       |
| Excess (deficiency) of revenues over (under) expenditures . . . . . | <u>68,005</u>              | <u>(479,891)</u>                           | <u>(411,886)</u>                        |
| <b>Other financing sources (uses):</b>                              |                            |  |   |
| Sale of refunding bonds . . . . .                                   | -                          | 3,945,000                                  | 3,945,000                               |
| Transfers in . . . . .  | -                          | 165,985                                    | 165,985                                 |
| Transfers (out) . . . . .   | (165,985)                  | -  | (165,985)                               |
| Payment to refunding bond escrow agent . . . . .                    | -                          | (3,945,000)                                | (3,945,000)                             |
| Total other financing sources (uses) . . . . .                      | <u>(165,985)</u>           | <u>165,985</u>                             | <u>-</u>                                |
| Net change in fund balances . . . . .                               | (97,980)                   | (313,906)                                  | (411,886)                               |
| <b>Fund balances at beginning of year . . . . .</b>                 | <b>2,072,944</b>           | <b>2,024,906</b>                           | <b>4,097,850</b>                        |
| <b>Increase in reserve for inventory . . . . .</b>                  | <b>-</b>                   | <b>546</b>                                 | <b>546</b>                              |
| <b>Fund balances at end of year . . . . .</b>                       | <b><u>\$ 1,974,964</u></b> | <b><u>\$ 1,711,546</u></b>                 | <b><u>\$ 3,686,510</u></b>              |

SEE ACCOMPANYING NOTES TO THE BASIC FINANCIAL STATEMENTS

**WEST BRANCH LOCAL SCHOOL DISTRICT  
MAHONING COUNTY, OHIO**

RECONCILIATION OF THE STATEMENT OF REVENUES, EXPENDITURES  
AND CHANGES IN FUND BALANCES OF GOVERNMENTAL FUNDS  
TO THE STATEMENT OF ACTIVITIES  
FOR THE FISCAL YEAR ENDED JUNE 30, 2017

|   |                    |                           |
|---|--------------------|---------------------------|
| <b>Net change in fund balances - total governmental funds</b>   | \$                 | (411,886)                 |
| <i>Amounts reported for governmental activities in the statement of activities are different because:</i>   |                    |                           |
| Governmental funds report capital outlays as expenditures. However, in the statement of activities, the cost of those assets is allocated over their estimated useful lives as depreciation expense.  |                    |                           |
| Capital asset additions   | \$ 260,074         |                           |
| Current year depreciation   | <u>(1,928,708)</u> |                           |
| Total   |                    | (1,668,634)               |
| Governmental funds report expenditures for inventory when purchased. However, in the statement of activities, they are reported as an expense when consumed.  |                    |                           |
|   |                    | 546                       |
| Revenues in the statement of activities that do not provide current financial resources are not reported as revenues in the funds.  |                    |                           |
| Property taxes  | (232,637)          |                           |
| Earnings on investments   | 1,085              |                           |
| Intergovernmental   | <u>33,894</u>      |                           |
| Total   |                    | (197,658)                 |
| Repayment of bond principal and capital lease obligations are an expenditure in the governmental funds, but the repayment reduces long-term liabilities on the the statement of net position.   |                    |                           |
|   |                    | 643,267                   |
| Issuance of refunding bonds are recorded as other financing sources in the funds; however, in the statement of activities, they are not reported as other financing sources as they increase liabilities on the statement of of net position.       |                    |                           |
|   |                    | (3,945,000)               |
| Payment to refunded bond escrow agent for the retirement of bonds is an other financing use in the governmental funds but the payment reduces long-term liabilities on the statement of net position.   |                    |                           |
|   |                    | 3,945,000                 |
| In the statement of activities, interest is accrued on outstanding bonds, whereas in governmental funds, an interest expenditure is reported when due. The following items resulted in less interest being reported in the statement of activities: |                    |                           |
| Decrease in accrued interest payable  | 6,144              |                           |
| Accreted interest on capital appreciation bonds   | (15,373)           |                           |
| Amortization of deferred charges  | <u>78,227</u>      |                           |
| Total   |                    | 68,998                    |
| Contractually required pension contributions are reported as expenditures in governmental funds; however, the statement of net position reports these amounts as deferred outflows.   |                    |                           |
|   |                    | 1,576,533                 |
| Except for amounts reported as deferred inflows/outflows, changes in the net pension liability are reported as pension expense in the statement of activities.  |                    |                           |
|   |                    | (2,914,861)               |
| Some expenses reported in the statement of activities, such as compensated absences, do not require the use of current financial resources and therefore are not reported as expenditures in governmental funds.                                    |                    |                           |
|   |                    | <u>(66,444)</u>           |
| <b>Change in net position of governmental activities</b>  | <b>\$</b>          | <b><u>(2,970,139)</u></b> |

SEE ACCOMPANYING NOTES TO THE BASIC FINANCIAL STATEMENTS



**WEST BRANCH LOCAL SCHOOL DISTRICT  
MAHONING COUNTY, OHIO**

STATEMENT OF REVENUES, EXPENDITURES AND CHANGES IN  
FUND BALANCE - BUDGET AND ACTUAL (NON-GAAP BUDGETARY BASIS)  
GENERAL FUND  
FOR THE FISCAL YEAR ENDED JUNE 30, 2017

|   | <u>Budgeted Amounts</u>    |                            |                            | <b>Variance with<br/>Final Budget<br/>Positive<br/>(Negative)</b> |
|---|----------------------------|----------------------------|----------------------------|---|
|   | <u>Original</u>            | <u>Final</u>               | <u>Actual</u>              |   |
| <b>Revenues:</b>  |                            |                            |                            |   |
| From local sources:                                     |                            |                            |                            |   |
| Property taxes . . . . .                                | \$ 4,573,752               | \$ 4,659,331               | \$ 4,659,331               | \$ -  |
| Tuition. . . . .  | 2,337,278                  | 2,618,870                  | 2,618,870                  | -   |
| Earnings on investments . . . . .                       | 39,062                     | 52,261                     | 52,261                     | -   |
| Classroom materials and fees . . . . .                  | 8,493                      | 6,774                      | 6,774                      | -   |
| Rental income . . . . .                                 | 612                        | 640                        | 640                        | -   |
| Contributions and donations . . . . .                   | -                          | 12,814                     | 12,814                     | -   |
| Other local revenues . . . . .                          | 57,955                     | 49,770                     | 49,770                     | -   |
| Intergovernmental - intermediate . . . . .              | 1,454                      | 1,411                      | 1,411                      | -   |
| Intergovernmental - state . . . . .                     | 11,765,316                 | 11,873,469                 | 11,873,469                 | -   |
| Intergovernmental - federal . . . . .                   | 145,441                    | 168,979                    | 168,979                    | -   |
| Total revenues . . . . .                                | <u>18,929,363</u>          | <u>19,444,319</u>          | <u>19,444,319</u>          | <u>-</u>  |
| <b>Expenditures:</b>                                    |                            |                            |                            |   |
| Current:  |                            |                            |                            |   |
| Instruction:  |                            |                            |                            |   |
| Regular . . . . .                                       | 9,489,409                  | 9,775,194                  | 9,781,955                  | (6,761)   |
| Special. . . . .  | 2,187,190                  | 1,949,795                  | 1,951,144                  | (1,349)   |
| Vocational. . . . .                                     | 307,848                    | 242,505                    | 242,673                    | (168)   |
| Support services:                                       |                            |                            |                            |   |
| Pupil. . . . .  | 1,196,969                  | 1,176,209                  | 1,177,023                  | (814)   |
| Instructional staff . . . . .                           | 697,618                    | 645,990                    | 646,437                    | (447)   |
| Board of education . . . . .                            | 47,730                     | 41,122                     | 41,150                     | (28)  |
| Administration. . . . .                                 | 1,737,153                  | 1,677,816                  | 1,678,977                  | (1,161)   |
| Fiscal . . . . .  | 513,007                    | 503,356                    | 503,704                    | (348)   |
| Business . . . . .                                      | 26,004                     | 23,291                     | 23,307                     | (16)  |
| Operations and maintenance. . . . .                     | 2,099,623                  | 2,090,317                  | 2,091,763                  | (1,446)   |
| Pupil transportation . . . . .                          | 1,287,266                  | 1,248,513                  | 1,249,377                  | (864)   |
| Central. . . . .  | 57,871                     | 61,329                     | 61,371                     | (42)  |
| Other operation of non-instructional services . . . . . | 52,935                     | 54,239                     | 54,277                     | (38)  |
| Extracurricular activities. . . . .                     | 433,676                    | 413,213                    | 413,499                    | (286)   |
| Total expenditures . . . . .                            | <u>20,134,299</u>          | <u>19,902,889</u>          | <u>19,916,657</u>          | <u>(13,768)</u>   |
| Excess of expenditures over revenues. . . . .           | <u>(1,204,936)</u>         | <u>(458,570)</u>           | <u>(472,338)</u>           | <u>(13,768)</u>   |
| <b>Other financing sources (uses):</b>                  |                            |                            |                            |   |
| Refund of prior year's expenditures . . . . .           | 1,743                      | 6,359                      | 6,359                      | -   |
| Transfers in . . . . .                                  | -                          | 2,006                      | 2,006                      | -   |
| Transfers (out). . . . .                                | (196,032)                  | (167,991)                  | (167,991)                  | -   |
| Advances in. . . . .                                    | 85,240                     | 177,563                    | 177,563                    | -   |
| Advances (out) . . . . .                                | (12,997)                   | (199,356)                  | (199,356)                  | -   |
| Sale of capital assets . . . . .                        | -                          | 22,274                     | 22,274                     | -   |
| Total other financing sources (uses) . . . . .          | <u>(122,046)</u>           | <u>(159,145)</u>           | <u>(159,145)</u>           | <u>-</u>  |
| Net change in fund balance . . . . .                    | (1,326,982)                | (617,715)                  | (631,483)                  | (13,768)  |
| <b>Fund balance at beginning of year . . . . .</b>      | <b>3,963,828</b>           | <b>3,963,828</b>           | <b>3,963,828</b>           | <b>-</b>  |
| <b>Prior year encumbrances appropriated . . . . .</b>   | <b>201,087</b>             | <b>201,087</b>             | <b>201,087</b>             | <b>-</b>  |
| <b>Fund balance at end of year . . . . .</b>            | <u><b>\$ 2,837,933</b></u> | <u><b>\$ 3,547,200</b></u> | <u><b>\$ 3,533,432</b></u> | <u><b>\$ (13,768)</b></u>   |

SEE ACCOMPANYING NOTES TO THE BASIC FINANCIAL STATEMENTS

**WEST BRANCH LOCAL SCHOOL DISTRICT  
MAHONING COUNTY, OHIO**

STATEMENT OF FIDUCIARY NET POSITION  
FIDUCIARY FUNDS  
JUNE 30, 2017

|   | <b>Private-Purpose Trust</b> |               |
|---|------------------------------|---------------|
|   | <b>Scholarship</b>           | <b>Agency</b> |
| <b>Assets:</b>                                  |                              |               |
| Equity in pooled cash and investments . . . . . | \$ 10,865                    | \$ 72,418     |
| Receivables:                                    |                              |               |
| Accounts . . . . .                              | -                            | 55            |
| Total assets. . . . .                           | 10,865                       | \$ 72,473     |
| <b>Liabilities:</b>                             |                              |               |
| Accounts payable. . . . .                       | -                            | \$ 116        |
| Due to students. . . . .                        | -                            | 72,357        |
| Total liabilities . . . . .                     | -                            | \$ 72,473     |
| <b>Net position:</b>                            |                              |               |
| Held in trust for scholarships . . . . .        | 10,865                       |               |
| Total net position. . . . .                     | \$ 10,865                    |               |

SEE ACCOMPANYING NOTES TO THE BASIC FINANCIAL STATEMENTS

**WEST BRANCH LOCAL SCHOOL DISTRICT  
MAHONING COUNTY, OHIO**

STATEMENT OF CHANGES IN FIDUCIARY NET POSITION  
FIDUCIARY FUNDS  
FOR THE FISCAL YEAR ENDED JUNE 30, 2017

|   | <b>Private-Purpose<br/>Trust</b> |
|---|----------------------------------|
|   | <b>Scholarship</b>               |
| <b>Additions:</b>                                 |                                  |
| Interest . . . . .                                | \$ 36                            |
| Change in net position . . . . .                  | 36                               |
| <b>Net position at beginning of year. . . . .</b> | <b>10,829</b>                    |
| <b>Net position at end of year . . . . .</b>      | <b>\$ 10,865</b>                 |

SEE ACCOMPANYING NOTES TO THE BASIC FINANCIAL STATEMENTS

**THIS PAGE INTENTIONALLY LEFT BLANK.**

**WEST BRANCH LOCAL SCHOOL DISTRICT  
MAHONING COUNTY, OHIO**

NOTES TO THE BASIC FINANCIAL STATEMENTS  
FOR THE FISCAL YEAR ENDED JUNE 30, 2017

**NOTE 1 - DESCRIPTION OF THE SCHOOL DISTRICT**

The West Branch Local School District (the "District") is a body politic and corporate established for the purpose of exercising the rights and privileges conveyed to it by the constitution and laws of the State of Ohio. The District is governed by a five-member Board of Education (the "Board") elected by its citizens. It currently operates four school buildings staffed by 128 non-certified and 150 certified employees to provide services to 1,880 students in grades K through 12.

**NOTE 2 - SUMMARY OF SIGNIFICANT ACCOUNTING POLICIES**

The basic financial statements of the District have been prepared in conformity with accounting principles generally accepted in the United States of America (GAAP) as applied to governmental units. The Governmental Accounting Standards Board (GASB) is the accepted standard-setting body for establishing governmental accounting and financial reporting principles. The District's significant accounting policies are described below.

**A. Reporting Entity**

The reporting entity has been defined in accordance with GASB Statement No. 14, "The Financial Reporting Entity" as amended by GASB Statement No. 39, "Determining Whether Certain Organizations Are Component Units" and GASB Statement No. 61, "The Financial Reporting Entity: Omnibus an Amendment of GASB Statements No. 14 and No. 34". The reporting entity is composed of the primary government and component units. The primary government consists of all funds, departments, boards and agencies that are not legally separate from the District. For the District, this includes general operations, food service, and student related activities of the District.

Component units are legally separate organizations for which the District is financially accountable. The District is financially accountable for an organization if the District appoints a voting majority of the organization's Governing Board and (1) the District is able to significantly influence the programs or services performed or provided by the organization; or (2) the District is legally entitled to or can otherwise access the organization's resources; or (3) the District is legally obligated or has otherwise assumed the responsibility to finance the deficits of, or provide financial support to, the organization; or (4) the District is obligated for the debt of the organization. Component units may also include organizations that are fiscally dependent on the District in that the District approves the budget, the issuance of debt or the levying of taxes. Certain organizations are also included as component units if the nature and significance of the relationship between the primary government and the organization is such that exclusion by the primary government would render the primary government's financial statements incomplete or misleading. Based upon the application of these criteria, the District has no component units. The basic financial statements of the reporting entity include only those of the District (the primary government).

**WEST BRANCH LOCAL SCHOOL DISTRICT  
MAHONING COUNTY, OHIO**

NOTES TO THE BASIC FINANCIAL STATEMENTS  
FOR THE FISCAL YEAR ENDED JUNE 30, 2017

**NOTE 2 - SUMMARY OF SIGNIFICANT ACCOUNTING POLICIES - (Continued)**

The following organizations are described due to their relationship to the District:

*JOINTLY GOVERNED ORGANIZATIONS*

Area Cooperative Computerized Educational Service System (ACCESS)

Area Cooperative Computerized Educational Service System (ACCESS), a not-for-profit computer service, is jointly governed by 24 districts within Mahoning and Columbiana counties. ACCESS is governed by an assembly consisting of the superintendents of the member school districts. The degree of control exercised by any participating school district is limited to its representation on the assembly. Members of ACCESS are assessed annual user fees and periodic capital improvement fees based on their average daily membership. The members do not have an ongoing financial interest in ACCESS, however, they do have an equity interest. Financial information can be obtained from the Treasurer for ACCESS at 7320 N. Palmyra Road, Suite 127, Canfield, Ohio 44406.

Mahoning County Career & Technology Center

The Mahoning County Career & Technology Center is a distinct political subdivision of the State of Ohio operated under the direction of a Board consisting of representatives from the participating school districts' elected boards, which possesses its own budgeting and taxing authority. To obtain financial information, write to the Treasurer of the Career & Technology Center, at 7300 North Palmyra Road, Canfield, Ohio 44406.

*PUBLIC ENTITY RISK POOLS*

Ohio Association of School Business Officials

The District participates in a group rating program for workers' compensation as established under Section 4123.29 of the Ohio Revised Code. The intent of the group is to achieve the benefit of a reduced premium for the District by virtue of its grouping and representation with other participants in the group. The firm of CompManagement Inc. provides administrative, cost control and actuarial services to the program.

Mahoning County School Employee Insurance Consortium

The Mahoning County School Employee Insurance Consortium is a shared risk pool comprised of twelve Mahoning County School Districts. The consortium is governed by an assembly which consists of one representative from each participating school district (usually the superintendent or designee). The assembly elects officers for one year terms to serve as the Board of Directors. The assembly exercises control over the operations of the Consortium. All Consortium revenues are generated from charges for services and remitted to the fiscal agent Springfield Local School District. The fiscal agent will then remit the charges for services to Medical Mutual, who acts in the capacity of a third-party administrator (TPA) for claims processing.

**B. Fund Accounting**

The District uses funds to maintain its financial records during the year. A fund is defined as a fiscal and accounting entity with a self balancing set of accounts. There are three categories of funds: governmental, proprietary and fiduciary. The District does not have any proprietary funds.

**WEST BRANCH LOCAL SCHOOL DISTRICT  
MAHONING COUNTY, OHIO**

NOTES TO THE BASIC FINANCIAL STATEMENTS  
FOR THE FISCAL YEAR ENDED JUNE 30, 2017

**NOTE 2 - SUMMARY OF SIGNIFICANT ACCOUNTING POLICIES - (Continued)**

*GOVERNMENTAL FUNDS*

Governmental funds are those through which most governmental functions typically are financed. Governmental fund reporting focuses on the sources, uses and balances of current financial resources. Expendable assets are assigned to the various governmental funds according to the purposes for which they may or must be used. Current liabilities are assigned to the fund from which they will be paid. The difference between governmental fund assets and deferred outflows and liabilities and deferred inflows are reported as fund balance. The following is the District's major governmental fund:

*General fund* -The general fund is used to account for and report all financial resources not accounted for and reported in another fund. The general fund balance is available for any purpose provided it is expended or transferred according to the general laws of Ohio.

Other governmental funds of the District are used to account for (a) financial resources that are restricted, committed, or assigned to expenditures for capital outlays including the acquisition or construction of capital facilities and other capital assets, (b) specific revenue sources that are restricted or committed to an expenditure for specified purposes other than debt service or capital projects and (c) financial resources that are restricted, committed or assigned to expenditure for principal and interest.

*FIDUCIARY FUNDS*

Fiduciary fund reporting focuses on net position and changes in net position. The fiduciary fund category is split into four classifications: pension trust funds, investment trust funds, private-purpose trust funds and agency funds. Trust funds are used to account for assets held by the District under a trust agreement for individuals, private organizations, or other governments and are therefore not available to support the District's own programs. The District's only trust fund is a private-purpose trust which accounts for scholarship programs for students. Agency funds are custodial in nature (assets equal liabilities) and do not involve measurement of results of operations. The District's agency funds account for student activities.

**C. Basis of Presentation and Measurement Focus**

*Government-wide Financial Statements* - The statement of net position and the statement of activities display information about the District as a whole. These statements include the financial activities of the primary government, except for fiduciary funds.

The government-wide statement of activities presents a comparison between direct expenses and program revenues for each function or program of the governmental activities of the District. Direct expenses are those that are specifically associated with a service, program or department and therefore clearly identifiable to a particular function. Program revenues include amounts paid by the recipient of goods or services offered by the program and grants and contributions that are restricted to meeting the operational or capital requirements of a particular program. Revenues not classified as program revenues are presented as general revenues of the District.

**WEST BRANCH LOCAL SCHOOL DISTRICT  
MAHONING COUNTY, OHIO**

NOTES TO THE BASIC FINANCIAL STATEMENTS  
FOR THE FISCAL YEAR ENDED JUNE 30, 2017

**NOTE 2 - SUMMARY OF SIGNIFICANT ACCOUNTING POLICIES - (Continued)**

The government-wide financial statements are prepared using the economic resources measurement focus. All assets and deferred outflows and all liabilities and deferred inflows associated with the operation of the District are included on the statement of net position.

Fund Financial Statements - Fund financial statements report detailed information about the District. The focus of governmental fund financial statements is on major funds rather than reporting funds by type. Each major fund is presented in a separate column, and all nonmajor funds are aggregated into one column. Fiduciary funds are reported by fund type.

All governmental funds are accounted for using a flow of current financial resources measurement focus. With this measurement focus, only current assets and current deferred outflows and current liabilities and current deferred inflows generally are included on the balance sheet. The statement of revenues, expenditures and changes in fund balances reports on the sources (i.e., revenues and other financing sources) and uses (i.e., expenditures and other financing uses) of current financial resources. This approach differs from the manner in which the governmental activities of the government-wide financial statements are prepared. Governmental fund financial statements therefore include a reconciliation with brief explanations to better identify the relationship between the government-wide statements and the statements for governmental funds.

The private-purpose trust fund is reported using the economic resources measurement focus. Agency funds do not report a measurement focus as they do not report operations.

**D. Basis of Accounting**

Basis of accounting determines when transactions are recorded in the financial records and reported on the financial statements. Government-wide financial statements are prepared using the accrual basis of accounting. Governmental funds use the modified accrual basis of accounting. Fiduciary funds also use the accrual basis of accounting.

Revenues - Exchange and Nonexchange Transactions - Revenue resulting from exchange transactions, in which each party gives and receives essentially equal value, are recorded on the accrual basis when the exchange takes place. On a modified accrual basis, revenue is recorded in the fiscal year in which the resources are measurable and become available. Available means that the resources will be collected within the current fiscal year or are expected to be collected soon enough thereafter to be used to pay liabilities of the current fiscal year. For the District, available means expected to be received within sixty days of fiscal year end.

Nonexchange transactions, in which the District receives value without directly giving equal value in return, include property taxes, grants, entitlements and donations. On an accrual basis, revenue from property taxes is recognized in the fiscal year for which the taxes are levied (See Note 6).

Revenue from grants, entitlements and donations is recognized in the fiscal year in which all eligibility requirements have been satisfied. Eligibility requirements include timing requirements, which specify the year when the resources are required to be used or the fiscal year when use is first permitted, matching requirements, in which the District must provide local resources to be used for a specified purpose, and expenditure requirements, in which the resources are provided to the District on a reimbursement basis. On a modified accrual basis, revenue from nonexchange transactions must also be available before it can be recognized.



**WEST BRANCH LOCAL SCHOOL DISTRICT  
MAHONING COUNTY, OHIO**

NOTES TO THE BASIC FINANCIAL STATEMENTS  
FOR THE FISCAL YEAR ENDED JUNE 30, 2017

**NOTE 2 - SUMMARY OF SIGNIFICANT ACCOUNTING POLICIES - (Continued)**

Under the modified accrual basis, the following revenue sources are considered to be both measurable and available at fiscal year end: property taxes available as an advance, interest, tuition, grants, student fees and rentals.

Deferred Outflows of Resources and Deferred Inflows of Resources - In addition to assets, the government-wide statement of net position will report a separate section for deferred outflows of resources. Deferred outflows of resources, represents a consumption of net position that applies to a future period and will not be recognized as an outflow of resources (expense/expenditure) until then. For the District, see Note 13 for deferred outflows of resources related the District's net pension liability. In addition, deferred outflows of resources include a deferred charge on debt refunding. A deferred charge on refunding results from the difference in the carrying value of refunded debt and its reacquisition price. This amount is deferred and amortized over the shorter of the life of the refunded or refunding debt.

In addition to liabilities, both the government-wide statement of net position and the governmental fund financial statements report a separate section for deferred inflows of resources. Deferred inflows of resources represent an acquisition of net position that applies to a future period and will not be recognized as an inflow of resources (revenue) until that time. For the District, deferred inflows of resources include property taxes and unavailable revenue. Property taxes represent amounts for which there is an enforceable legal claim as of June 30, 2017, but which were levied to finance fiscal year 2018 operations. These amounts have been recorded as a deferred inflow of resources on both the government-wide statement of net position and the governmental fund financial statements. Unavailable revenue is reported only on the governmental funds balance sheet, and represents receivables which will not be collected within the available period. For the District unavailable revenue includes, but is not limited to, delinquent property taxes and intergovernmental grants. These amounts are deferred and recognized as an inflow of resources in the period the amounts become available.

For the District, see Note 13 for deferred inflows of resources related to the District's net pension liability. This deferred inflow of resources is only reported on the government-wide statement of net position.

Expenses/Expenditures - On the accrual basis of accounting, expenses are recognized at the time they are incurred. The entitlement value of donated commodities used during the year is reported in the statement of revenues, expenditures and changes in fund balances as an expenditure with a like amount reported as intergovernmental revenue.

The measurement focus of governmental fund accounting is on decreases in net financial resources (expenditures) rather than expenses. Expenditures are generally recognized in the accounting period in which the related fund liability is incurred, if measurable. Allocations of cost, such as depreciation and amortization, are not recognized in governmental funds.

**WEST BRANCH LOCAL SCHOOL DISTRICT  
MAHONING COUNTY, OHIO**

NOTES TO THE BASIC FINANCIAL STATEMENTS  
FOR THE FISCAL YEAR ENDED JUNE 30, 2017

**NOTE 2 - SUMMARY OF SIGNIFICANT ACCOUNTING POLICIES - (Continued)**

**E. Budgets**

The District is required by State statute to adopt an annual appropriated cash basis budget for all funds. The specific timetable for the fiscal year is as follows:

1. The Mahoning County Budget Commission voted to waive the requirement that school districts adopt a tax budget as required by Section 5705.28 of the Ohio Revised Code, by January 15<sup>th</sup> and the filing by January 20<sup>th</sup>. The Budget Commission now requires an alternate tax budget be submitted by January 20<sup>th</sup>, which no longer requires specific Board approval.
2. Prior to April 1, the Board of Education accepts, by formal resolution, the tax rates as determined by the Budget Commission and receives the Commission's certificate of estimated resources which states the projected revenue of each fund. Prior to July 1, the District must revise its budget so that total contemplated expenditures from any fund during the ensuing year will not exceed the amount stated in the certificate of estimated resources. The revised budget then serves as a basis for the appropriation measure. On or about July 1, the certificate is amended to include any unencumbered balances from the preceding year as reported by the District Treasurer. The certificate may be further amended during the year if projected increases or decreases in revenue are identified by the District Treasurer. The amounts reported as the original budgeted amounts in the budgetary statements reflect the amounts in the certificate when the original appropriations were adopted. The amounts reported as the final budgeted amounts in the budgetary statements reflect the amounts in the final amended certificate in effect when the final appropriations were passed by the Board of Education.
3. By July 1, the annual appropriation resolution is legally enacted by the Board of Education at the fund level of expenditures, which is the legal level of budgetary control. State statute permits a temporary appropriation to be effective until no later than October 1 of each year. Although the legal level of budgetary control was established at the fund level of expenditures, the District has elected to present budgetary statement comparisons at the fund and function level of expenditures. Resolution appropriations by fund must be within the estimated resources as certified by the County Budget Commission, and the total of expenditures and encumbrances may not exceed the appropriation total.
4. Any revisions that alter the total of any fund appropriation must be approved by the Board of Education.
5. Formal budgetary integration is employed as a management control device during the year for all funds consistent with the general obligation bond indenture and other statutory provisions. All funds completed the year within the amount of their legally authorized cash basis appropriation.
6. Appropriation amounts are as originally adopted, or as amended by the Board of Education through the year by supplemental appropriations which either reallocated or increased the original appropriated amounts. All supplemental appropriations were legally enacted by the Board during fiscal year 2017. The amounts reported as the original budgeted amounts reflect the first appropriation for that fund that covered the entire fiscal year, including amounts automatically carried over from prior years. The amounts reported as the final budgeted amounts represent the final appropriation amounts passed by the Board of Education during the fiscal year.

**WEST BRANCH LOCAL SCHOOL DISTRICT  
MAHONING COUNTY, OHIO**

NOTES TO THE BASIC FINANCIAL STATEMENTS  
FOR THE FISCAL YEAR ENDED JUNE 30, 2017

**NOTE 2 - SUMMARY OF SIGNIFICANT ACCOUNTING POLICIES - (Continued)**

7. Unencumbered appropriations lapse at year end. Encumbered appropriations are carried forward to the succeeding fiscal year and need not be reappropriated. Expenditures plus encumbrances may not legally exceed budgeted appropriations at the fund level.

**F. Cash and Investments**

To improve cash management, cash received by the District is pooled. Monies for all funds are maintained in this pool. Individual fund integrity is maintained through the District's records. Each fund's interest in the pool is presented as "equity in pooled cash and investments" on the basic financial statements.

During fiscal year 2017, investments were limited to federal agency securities, negotiable certificates of deposit, U.S. Government money market funds and investments in the State Treasury Asset Reserve of Ohio (STAR Ohio). Except for nonparticipating investment contracts, investments are reported at fair value, which is based on quoted market prices.

STAR Ohio, is an investment pool managed by the State Treasurer's Office which allows governments within the State to pool their funds for investment purposes. STAR Ohio is not registered with the SEC as an investment company, but has adopted Governmental Accounting Standards Board (GASB), Statement No. 79, "Certain External Investment Pools and Pool Participants." The District measures its investment in STAR Ohio at the net asset value (NAV) per share provided by STAR Ohio. The NAV per share is calculated on an amortized cost basis that provides an NAV per share that approximates fair value.

For fiscal year 2017, there were no limitations or restrictions on any participant withdrawals due to redemption notice periods, liquidity fees, or redemption gates. However, notice must be given 24 hours in advance of all deposits and withdrawals exceeding \$25 million. STAR Ohio reserves the right to limit the transaction to \$50 million, requiring the excess amount to be transacted the following business day(s), but only to the \$50 million limit. All accounts of the participant will be combined for these purposes.

Under existing Ohio statutes all investment earnings are assigned to the general fund unless statutorily required to be credited to a specific fund. The Board of Education has, by resolution, specified the funds to receive an allocation of interest earnings. Interest revenue credited to the general fund during fiscal year 2017 amounted to \$24,178, which includes \$4,444 assigned from other District funds.

For presentation on the basic financial statements, investments of the cash management pool and investments with original maturities of three months or less at the time they are purchased by the District are considered to be cash equivalents. Investments with an initial maturity of more than three months are reported as investments.

An analysis of the District's investment account at year end is provided in Note 4.

**WEST BRANCH LOCAL SCHOOL DISTRICT  
MAHONING COUNTY, OHIO**

NOTES TO THE BASIC FINANCIAL STATEMENTS  
FOR THE FISCAL YEAR ENDED JUNE 30, 2017

**NOTE 2 - SUMMARY OF SIGNIFICANT ACCOUNTING POLICIES - (Continued)**

**G. Inventory**

On government-wide and fund financial statements, purchased inventories are presented at the lower of cost or market and donated commodities are presented at their entitlement value. Inventories are recorded on a first-in, first-out basis and are expensed/expended when used. Inventories are accounted for using the consumption method on the government-wide financial statements and the purchases method on the fund financial statements.

Inventory consists of expendable supplies held for consumption, donated food and purchased food.

**H. Capital Assets**

General capital assets are those related to government activities. These assets generally result from expenditures in the governmental funds. These assets are reported in the governmental activities column of the government-wide statement of net position, but are not reported in the fund financial statements.

All capital assets are capitalized at cost (or estimated historical cost) and updated for additions and retirements during the year. Donated capital assets are recorded at their acquisition values as of the date received. The District maintains a capitalization threshold of \$5,000. The District does not possess any infrastructure. Improvements are capitalized; the costs of normal maintenance and repairs that do not add to the value of the asset or materially extend an asset's life are not.

All reported capital assets except land are depreciated. Improvements are depreciated over the remaining useful lives of the related capital assets.

Depreciation is computed using the straight-line method over the following useful lives:

| <u>Description</u>          | <u>Governmental<br/>Activities<br/>Estimated Lives</u> |
|-----------------------------|--|
| Land improvements           | 20 years   |
| Buildings and improvements  | 20 - 50 years  |
| Furniture and equipment     | 5 - 20 years   |
| Vehicles                    | 6 - 10 years   |
| Textbooks and library books | 6 years  |

**I. Interfund Balances**

On the fund financial statements, receivables and payables resulting from short-term interfund loans are classified as "interfund loans receivables/payable". These amounts are eliminated in the governmental activities column on the statement of net position.

**J. Compensated Absences**

Compensated absences of the District consist of vacation leave and sick leave to the extent that payments to the employee for these absences are attributable to services already rendered and are not contingent on a specific event that is outside the control of the District and the employee.

**WEST BRANCH LOCAL SCHOOL DISTRICT  
MAHONING COUNTY, OHIO**

NOTES TO THE BASIC FINANCIAL STATEMENTS  
FOR THE FISCAL YEAR ENDED JUNE 30, 2017

**NOTE 2 - SUMMARY OF SIGNIFICANT ACCOUNTING POLICIES - (Continued)**

In accordance with the provisions of GASB Statement No. 16, "Accounting for Compensated Absences", a liability for vacation leave is accrued if a) the employees' rights to payment are attributable to services already rendered; and b) it is probable that the employer will compensate the employees for the benefits through paid time off or other means, such as cash payment at termination or retirement. An accrual for earned sick leave is made to the extent that it is probable that the benefits will result in termination (severance) payments. A liability for sick leave is accrued using the vesting method; i.e., the liability is based on the sick leave accumulated at the balance sheet date by those employees who are currently eligible to receive termination (severance) payments, as well as those employees expected to become eligible in the future. For purposes of establishing a liability for sick leave on employees expected to become eligible to retire in the future, all employees age fifty seven or greater with two years of service, age fifty two or greater with seven years of service or any age with twenty seven years of service were considered expected to become eligible to retire in accordance with GASB Statement No. 16.

The total liability for vacation and sick leave payments has been calculated using pay rates in effect at June 30, 2017 and reduced to the maximum payment allowed by labor contract and/or statute, plus any additional salary related payments.

The entire compensated absence liability is reported on the government-wide financial statements.

For governmental fund financial statements, the current portion of unpaid compensated absences is the amount expected to be paid using expendable available resources. These amounts are recorded in the account "matured compensated absences payable" in the fund from which the employees who have accumulated unpaid leave are paid. The noncurrent portion of the liability is not reported.

**K. Accrued Liabilities and Long-Term Obligations**

All payables, accrued liabilities and long-term obligations are reported in the government-wide financial statements.

In general, governmental fund payables and accrued liabilities that, once incurred, are paid in a timely manner and in full from current financial resources, are reported as obligations of the funds. However, compensated absences that will be paid from governmental funds are reported as a liability in the fund financial statements only to the extent that they are due for payment during the current year. Bonds and capital leases are recognized as a liability on the fund financial statements when due.

**L. Bond Premium and Discount/Accounting Gain or Loss**

Bond premiums and discounts are deferred and amortized over the term of the bonds using the straight-line method, which approximates the effective interest method. Bond premiums are presented as an addition to the face amount of the bonds. Bond discounts are presented as a reduction to the face amount of the bonds.

For advance refunding resulting in the defeasance of debt reported on the government-wide financial statements, the difference between the reacquisition price and the net carrying amount of the old debt is deferred and amortized as a component of interest expense. The accounting gain or loss is amortized over the remaining life of the old debt or life of the new debt, whichever is shorter, and is presented as a deferred outflow of resources on the statement of net position on the government-wide financial statements.

**WEST BRANCH LOCAL SCHOOL DISTRICT  
MAHONING COUNTY, OHIO**

NOTES TO THE BASIC FINANCIAL STATEMENTS  
FOR THE FISCAL YEAR ENDED JUNE 30, 2017

**NOTE 2 - SUMMARY OF SIGNIFICANT ACCOUNTING POLICIES - (Continued)**

On the governmental fund financial statements, bond premiums are recognized in the current period. The reconciliation between the bonds face value and the amount reported on the statement of net position is presented in Note 9.A.

**M. Fund Balance**

Fund balance is divided into five classifications based primarily on the extent to which the District is bound to observe constraints imposed upon the use of the resources in the governmental funds. The classifications are as follows:

*Nonspendable* - The nonspendable fund balance classification includes amounts that cannot be spent because they are not in spendable form or legally required to be maintained intact. The “not in spendable form” criterion includes items that are not expected to be converted to cash. It also includes the long-term amount of loans receivable.

*Restricted* - Fund balance is reported as restricted when constraints are placed on the use of resources that are either externally imposed by creditors (such as through debt covenants), grantors, contributors, or laws or regulations of other governments, or imposed by law through constitutional provisions or enabling legislation.

*Committed* - The committed fund balance classification includes amounts that can be used only for the specific purposes imposed by a formal action (resolution) of the District Board of Education (the highest level of decision making authority). Those committed amounts cannot be used for any other purpose unless the District Board of Education removes or changes the specified use by taking the same type of action (resolution) it employed to previously commit those amounts. Committed fund balance also incorporates contractual obligations to the extent that existing resources in the fund have been specifically committed for use in satisfying those contractual requirements.

*Assigned* - Amounts in the assigned fund balance classification are intended to be used by the District for specific purposes but do not meet the criteria to be classified as restricted nor committed. In governmental funds other than the general fund, assigned fund balance represents the remaining amount that is not restricted or committed. In the general fund, assigned amounts represent intended uses established by policies of the District Board of Education, which includes giving the Treasurer the authority to constrain monies for intended purposes.

*Unassigned* - Unassigned fund balance is the residual classification for the general fund and includes all spendable amounts not contained in the other classifications. In other governmental funds, the unassigned classification is only used to report a deficit fund balance resulting from overspending for specific purposes for which amounts had been restricted, committed, or assigned.

The District applies restricted resources first when expenditures are incurred for purposes for which restricted and unrestricted (committed, assigned, and unassigned) fund balance is available. Similarly, within unrestricted fund balance, committed amounts are reduced first followed by assigned, and then unassigned amounts when expenditures are incurred for purposes for which amounts in any of the unrestricted fund balance classifications could be used.

**WEST BRANCH LOCAL SCHOOL DISTRICT  
MAHONING COUNTY, OHIO**

NOTES TO THE BASIC FINANCIAL STATEMENTS  
FOR THE FISCAL YEAR ENDED JUNE 30, 2017

**NOTE 2 - SUMMARY OF SIGNIFICANT ACCOUNTING POLICIES - (Continued)**

**N. Net Position**

Net position represents the difference between assets and deferred outflows and liabilities and deferred inflows. The net position component “net investment in capital assets,” consists of capital assets, net of accumulated depreciation, reduced by the outstanding balances of any borrowing used for the acquisition, construction or improvement of those assets. Deferred outflows of resources and deferred inflows of resources that are attributable to the acquisition, construction or improvement of those assets or related debt also should be included in this component of net position. Net position is reported as restricted when there are limitations imposed on its use either through the enabling legislation adopted by the District or through external restrictions imposed by creditors, grantors or laws or regulations of other governments. The amount restricted for other purposes represents amounts restricted for food service.

The District applies restricted resources first when an expense is incurred for purposes for which both restricted and unrestricted net position is available.

**O. Prepayments**

Certain payments to vendors reflect the costs applicable to future accounting periods and are recorded as prepaid items in both government-wide and fund financial statements. These items are reported as assets on the balance sheet using the consumption method. A current asset for the prepaid amounts is recorded at the time of the purchase and the expenditure/expense is reported in the year in which services are consumed.

**P. Estimates**

The preparation of the basic financial statements in conformity with GAAP requires management to make estimates and assumptions that affect the amounts reported in the basic financial statements and accompanying notes. Actual results may differ from those estimates.

**Q. Interfund Activity**

Exchange transactions between funds are reported as revenues in the seller funds and as expenditures/expenses in the purchaser funds. Flows of cash or goods from one fund to another without a requirement for repayment are reported as interfund transfers. Interfund transfers are reported as other financing sources/uses in governmental funds. Repayments from funds responsible for particular expenditures/expenses to the funds that initially paid for them are not presented on the basic financial statements.

**R. Pensions**

For purposes of measuring the net pension liability, deferred outflows of resources and deferred inflows of resources related to pensions, and pension expense, information about the fiduciary net position of the pension plans and additions to/deductions from their fiduciary net position have been determined on the same basis as they are reported by the pension systems. For this purpose, benefit payments (including refunds of employee contributions) are recognized when due and payable in accordance with the benefit terms. The pension systems report investments at fair value.

**WEST BRANCH LOCAL SCHOOL DISTRICT  
MAHONING COUNTY, OHIO**

NOTES TO THE BASIC FINANCIAL STATEMENTS  
FOR THE FISCAL YEAR ENDED JUNE 30, 2017

**NOTE 2 - SUMMARY OF SIGNIFICANT ACCOUNTING POLICIES - (Continued)**

**S. Extraordinary and Special Items**

Extraordinary items are transactions or events that are both unusual in nature and infrequent in occurrence. Special items are transactions or events that are within the control of the Board of Education and that are either unusual in nature or infrequent in occurrence. Neither type of transaction occurred during fiscal year 2017.

**T. Fair Value**

The District categorizes its fair value measurements within the fair value hierarchy established by generally accepted accounting principles. The hierarchy is based on the valuation inputs used to measure the fair value of the asset. Level 1 inputs are quoted prices in active markets for identical assets; Level 2 inputs are significant other observable inputs; Level 3 inputs are significant unobservable inputs.

**NOTE 3 - ACCOUNTABILITY AND COMPLIANCE**

**A. Change in Accounting Principles**

For fiscal year 2017, the District has implemented GASB Statement No. 77, "*Tax Abatement Disclosures*", GASB Statement No. 78, "*Pensions Provided Through Certain Multiple-Employer Defined Benefit Pension Plans*", GASB Statement No. 80, "*Blending Requirements for Certain Component Units - An Amendment of GASB Statement No. 14*" and GASB Statement No. 82, "*Pension Issues - An Amendment of GASB Statements No. 67, No. 68 and No. 73*".

GASB Statement No. 77 requires governments that enter into tax abatement agreements to disclose certain information about the agreement. GASB Statement No. 77 also requires disclosures related to tax abatement agreements that have been entered into by other governments that reduce the reporting government's tax revenues. The implementation of GASB Statement No. 77 did not have a material effect on the financial statements of the District during fiscal year 2017.

GASB Statement No. 78 establishes accounting and financial reporting standards for defined benefit pensions provided to the employees of state or local governmental employers through a cost-sharing multiple-employer defined benefit pension plan (cost-sharing pension plan) that meets the criteria in paragraph 4 of Statement 68 and that (a) is not a state or local governmental pension plan, (b) is used to provide defined benefit pensions both to employees of state or local governmental employers and to employees of employers that are not state or local governmental employers, and (c) has no predominant state or local governmental employer (either individually or collectively with other state or local governmental employers that provide pensions through the pension plan). The implementation of GASB Statement No. 78 did not have an effect on the financial statements of the District.

GASB Statement No. 80 improves the financial reporting by clarifying the financial statement presentation requirements for certain component units. This Statement applies to component units that are organized as not-for-profit corporations in which the primary government is the sole corporate member. The implementation of GASB Statement No. 80 did not have an effect on the financial statements of the District.



**WEST BRANCH LOCAL SCHOOL DISTRICT  
MAHONING COUNTY, OHIO**

NOTES TO THE BASIC FINANCIAL STATEMENTS  
FOR THE FISCAL YEAR ENDED JUNE 30, 2017

**NOTE 3 - ACCOUNTABILITY AND COMPLIANCE - (Continued)**

GASB Statement No. 82 addresses issues regarding (1) the presentation of payroll-related measures in required supplementary information, (2) the selection of assumptions and the treatment of deviations from the guidance in an Actuarial Standard of Practice for financial reporting purposes, and (3) the classification of payments made by employers to satisfy employee (plan member) contribution requirements. The implementation of GASB Statement No. 82 did not have an effect on the financial statements of the District.

**B. Deficit Fund Balances**

Fund balances at June 30, 2017 included the following individual fund deficits:

| <u>Nonmajor funds</u>          | <u>Deficit</u> |
|--------------------------------|----------------|
| IDEA Part-B                    | \$ 44,718      |
| Title I                        | 24,345         |
| IDEA Part-B Preschool stimulus | 1,494          |
| Improving Teacher Quality      | 1,946          |

The general fund is liable for any deficit in these funds and provides transfers when cash is required, not when accruals occur. The deficit fund balances resulted from adjustments for accrued liabilities.

**NOTE 4 - DEPOSITS AND INVESTMENTS**

State statutes classify monies held by the District into three categories.

Active deposits are public deposits necessary to meet current demands on the treasury. Such monies must be maintained either as cash in the District treasury, in commercial accounts payable or withdrawable on demand, including negotiable order of withdrawal (NOW) accounts, or in money market deposit accounts.

Inactive deposits are public deposits that the Board of Education has identified as not required for use within the current five year period of designation of depositories. Inactive deposits must either be evidenced by certificates of deposit maturing not later than the end of the current period of designation of depositories, or by savings or deposit accounts including, but not limited to, passbook accounts.

Interim deposits are deposits of interim monies. Interim monies are those monies which are not needed for immediate use, but which will be needed before the end of the current period of designation of depositories. Interim deposits must be evidenced by time certificates of deposit maturing not more than one year from the date of deposit or by savings or deposit accounts including passbook accounts.

Interim monies may be deposited or invested in the following securities:

1. United States Treasury Notes, Bills, Bonds, or any other obligation or security issued by the United States Treasury or any other obligation guaranteed as to principal and interest by the United States;

**WEST BRANCH LOCAL SCHOOL DISTRICT  
MAHONING COUNTY, OHIO**

NOTES TO THE BASIC FINANCIAL STATEMENTS  
FOR THE FISCAL YEAR ENDED JUNE 30, 2017

**NOTE 4 - DEPOSITS AND INVESTMENTS - (Continued)**

2. Bonds, notes, debentures, or any other obligations or securities issued by any federal government agency or instrumentality, including, but not limited to, the Federal National Mortgage Association, Federal Home Loan Bank, Federal Farm Credit Bank, Federal Home Loan Mortgage Corporation, Government National Mortgage Association, and Student Loan Marketing Association. All federal agency securities shall be direct issuances of federal government agencies or instrumentalities;
3. Written repurchase agreements in the securities listed above provided that the market value of the securities subject to the repurchase agreement must exceed the principal value of the agreement by at least two percent and be marked to market daily, and that the term of the agreement must not exceed thirty days;
4. Bonds and other obligations of the State of Ohio;
5. No-load money market mutual funds consisting exclusively of obligations described in items (1) and (2) above and repurchase agreements secured by such obligations, provided that investments in securities described in this division are made only through eligible institutions;
6. The State Treasurer's investment pool (STAR Ohio);
7. Certain banker's acceptance and commercial paper notes for a period not to exceed one-hundred-eighty days from the purchase date in an amount not to exceed twenty-five percent of the interim monies available for investment at any one time; and,
8. Under limited circumstances, corporate note interests rated in either of the two highest classifications by at least two nationally recognized rating agencies.

Protection of the District's deposits is provided by the Federal Deposit Insurance Corporation (FDIC), by eligible securities pledged by the financial institution as security for repayment, by surety company bonds deposited with the Treasurer by the financial institution or by a single collateral pool established by the financial institution to secure the repayment of all public monies deposited with the institution.

Investments in stripped principal or interest obligations, reverse repurchase agreements and derivatives are prohibited. The issuance of taxable notes for the purpose of arbitrage, the use of leverage and short selling are also prohibited. An investment must mature within five years from the date of purchase unless matched to a specific obligation or debt of the District, and must be purchased with the expectation that it will be held to maturity. Investments may only be made through specified dealers and institutions. Payment for investments may be made only upon delivery of the securities representing the investments to the Treasurer or, if the securities are not represented by a certificate, upon receipt of confirmation of transfer from the custodian.

**A. Deposits with Financial Institutions**

At June 30, 2017, the carrying amount of all District deposits was \$900,158. Based on the criteria described in GASB Statement No. 40, "Deposits and Investment Risk Disclosures", as of June 30, 2017, \$794,864 of the District's bank balance of \$1,044,864 was exposed to custodial risk as discussed below, while \$250,000 was covered by the FDIC.

**WEST BRANCH LOCAL SCHOOL DISTRICT  
MAHONING COUNTY, OHIO**

NOTES TO THE BASIC FINANCIAL STATEMENTS  
FOR THE FISCAL YEAR ENDED JUNE 30, 2017

**NOTE 4 - DEPOSITS AND INVESTMENTS - (Continued)**

Custodial credit risk is the risk that, in the event of bank failure, the District's deposits may not be returned. All deposits are collateralized with eligible securities in amounts equal to at least 105% of the carrying value of the deposits. Such collateral, as permitted by the Ohio Revised Code, is held in single financial institution collateral pools at Federal Reserve Banks, or at member banks of the federal reserve system, in the name of the respective depository bank and pledged as a pool of collateral against all of the public deposits it holds or as specific collateral held at the Federal Reserve Bank in the name of the District. The District has no deposit policy for custodial credit risk beyond the requirements of State statute. Although the securities were held by the pledging institutions' trust department and all statutory requirements for the deposit of money had been followed, noncompliance with federal requirements could potentially subject the District to a successful claim by the FDIC.

**B. Investments**

As of June 30, 2017, the District had the following investments and maturities:

| Measurement/<br>Investment type: | Measurement<br>Value | Investment maturities |                     |                    |                    |                           |
|----------------------------------|----------------------|-----------------------|---------------------|--------------------|--------------------|---------------------------|
|                                  |                      | 6 months or<br>less   | 7 to 12<br>months   | 13 to 18<br>months | 19 to 24<br>months | Greater than<br>24 months |
| Fair value:                      |                      |                       |                     |                    |                    |                           |
| FHLB                             | \$ 153,706           | \$ -                  | \$ 153,706          | \$ -               | \$ -               | \$ -                      |
| FNMA                             | 1,208,253            | -                     | 738,131             | 259,077            | -                  | 211,045                   |
| FFCB                             | 301,924              | -                     | 301,924             | -                  | -                  | -                         |
| Negotiable CD                    | 843,364              | -                     | -                   | 594,371            | 147,970            | 101,023                   |
| U.S. Money market                | 3,848                | 3,848                 | -                   | -                  | -                  | -                         |
| Amortized cost:                  |                      |                       |                     |                    |                    |                           |
| STAR Ohio                        | 2,739,804            | 2,739,804             | -                   | -                  | -                  | -                         |
| Total                            | <u>\$ 5,250,899</u>  | <u>\$ 2,743,652</u>   | <u>\$ 1,193,761</u> | <u>\$ 853,448</u>  | <u>\$ 147,970</u>  | <u>\$ 312,068</u>         |

The weighted average maturity of investments is 0.61 years.

The District's investments in U.S. Government money market mutual funds are valued using quoted market prices in active markets (Level 1 inputs). The District's investments in federal agency securities (FHLB, FNMA, FFCB) and negotiable CD's are valued using quoted prices in markets that are not considered to be active, dealer quotations or alternative pricing sources for similar assets or liabilities for which all significant inputs are observable, either directly or indirectly (Level 2 inputs).

*Interest Rate Risk:* Interest rate risk arises as potential purchasers of debt securities will not agree to pay face value for those securities if interest rates subsequently increase. As a means of limiting its exposure to fair value losses arising from rising interest rates and according to State law, the District's investment policy limits investment portfolio maturities to five years or less.

**WEST BRANCH LOCAL SCHOOL DISTRICT  
MAHONING COUNTY, OHIO**

NOTES TO THE BASIC FINANCIAL STATEMENTS  
FOR THE FISCAL YEAR ENDED JUNE 30, 2017

**NOTE 4 - DEPOSITS AND INVESTMENTS - (Continued)**

*Credit Risk:* The District's investments in federal securities were rated AA+ and Aaa by Standard & Poor's and Moody's Investor Services, respectively. The District's investments in STAR Ohio and U.S. government money market mutual funds carried a rating of AAAM by Standard & Poor's. Ohio law requires that STAR Ohio maintain the highest rating provided by at least one nationally recognized standard ratings service. The District's investment policy does not specifically address credit risk beyond requiring the District to only invest in securities authorized by State statute.

*Custodial Credit Risk:* For an investment, custodial credit risk is the risk that, in the event of the failure of the counterparty, the District will not be able to recover the value of its investments or collateral securities that are in the possession of an outside party. The federal agency securities are exposed to custodial credit risk in that they are uninsured, unregistered and held by the counterparty's trust department or agent, but not in the District's name. The District has no investment policy dealing with investment custodial risk beyond the requirement in State statute that prohibits payment for investments prior to the delivery of the securities representing such investments to the Treasurer or qualified trustee.

*Concentration of Credit Risk:* The District places no limit on the amount that may be invested in any one issuer. The following table includes the percentage of each investment type held by the District at June 30, 2017:

| <u>Measurement/ Investment Type:</u> | <u>Measurement Value</u> | <u>% of Total</u> |
|--------------------------------------|--------------------------|-------------------|
| Fair value:                          |                          |                   |
| FHLB                                 | \$ 153,706               | 2.93              |
| FFCB                                 | 301,924                  | 5.75              |
| FNMA                                 | 1,208,253                | 23.01             |
| Negotiable CD                        | 843,364                  | 16.06             |
| U.S. Money market                    | 3,848                    | 0.07              |
| Amortized cost:                      |                          |                   |
| STAR Ohio                            | 2,739,804                | 52.18             |
| Total                                | <u>\$ 5,250,899</u>      | <u>100.00</u>     |

**D. Reconciliation of Cash and Investments to the Statement of Net Position**

The following is a reconciliation of cash and investments as reported in the note above to cash and investments as reported on the statement of net position as of June 30, 2017:

|   |                     |
|---|---------------------|
| <u>Cash and investments per statement of net position</u> |                     |
| Governmental activities                                   | \$ 6,067,774        |
| Private-purpose trust fund                                | 10,865              |
| Agency funds  | 72,418              |
| Total   | <u>\$ 6,151,057</u> |
| <br><u>Cash and investments per note</u>                  |                     |
| Carrying amount of deposits                               | \$ 900,158          |
| Investments   | 5,250,899           |
| Total   | <u>\$ 6,151,057</u> |

**WEST BRANCH LOCAL SCHOOL DISTRICT  
MAHONING COUNTY, OHIO**

NOTES TO THE BASIC FINANCIAL STATEMENTS  
FOR THE FISCAL YEAR ENDED JUNE 30, 2017

**NOTE 5 - INTERFUND TRANSACTIONS**

- A. Interfund balances at June 30, 2017 as reported on the fund statements, consist of the following individual interfund loans receivable and payable:

| <u>Receivable fund</u> | <u>Payable fund</u>         | <u>Amount</u>    |
|------------------------|-----------------------------|------------------|
| General fund           | Nonmajor governmental funds | <u>\$ 80,035</u> |

The primary purpose of the interfund balances is to cover costs in specific funds where revenues were not received by June 30. These interfund balances will be repaid once the anticipated revenues are received. All interfund balances are expected to be repaid within one year. Interfund balances between governmental funds are eliminated on the government-wide financial statements.

- B. Interfund transfers for the year ended June 30, 2017, consisted of the following, as reported on the fund statements:

| <u>Transfers from general fund to:</u> | <u>Amount</u>     |
|--|-------------------|
| Nonmajor governmental funds            | <u>\$ 165,985</u> |

Transfers are used to move revenues from the fund that statute or budget required to collect them to the fund that statute or budget requires to expend them and to use unrestricted revenues collected in the general fund to finance various programs accounted for in other funds in accordance with budgetary authorizations.

Transfers between governmental funds are eliminated on the government-wide financial statements.

**NOTE 6 - PROPERTY TAXES**

Property taxes are levied and assessed on a calendar year basis while the District fiscal year runs from July through June. First half tax collections are received by the District in the second half of the fiscal year. Second half tax distributions occur in the first half of the following fiscal year.

Property taxes include amounts levied against all real property and public utility property. Real property tax revenues received in calendar year 2017 represent the collection of calendar year 2016 taxes. Real property taxes received in calendar year 2017 were levied after April 1, 2016, on the assessed values as of January 1, 2016, the lien date. Assessed values for real property taxes are established by State statute at 35 percent of appraised market value. Real property taxes are payable annually or semiannually. If paid annually, payment is due December 31; if paid semiannually, the first payment is due December 31, with the remainder payable by June 20. Under certain circumstances, State statute permits alternate payment dates to be established. Public utility property tax revenues received in calendar year 2017 represent the collection of calendar year 2016 taxes. Public utility real and personal property taxes received in calendar year 2017 became a lien on December 31, 2015, were levied after April 1, 2016, and are collected with real property taxes. Public utility real property is assessed at 35 percent of true value; public utility tangible personal property is currently assessed at varying percentages of true value.

**WEST BRANCH LOCAL SCHOOL DISTRICT  
MAHONING COUNTY, OHIO**

NOTES TO THE BASIC FINANCIAL STATEMENTS  
FOR THE FISCAL YEAR ENDED JUNE 30, 2017

**NOTE 6 - PROPERTY TAXES - (Continued)**

The District receives property taxes from Portage, Columbiana and Mahoning Counties. The County Auditors periodically advances to the District its portion of the taxes collected. Second-half real property tax payments collected by the County by June 30, 2017, are available to finance fiscal year 2017 operations. The amount available as an advance at June 30, 2017 was \$118,461 in the general fund, \$15,283 in the bond retirement fund (a nonmajor governmental fund) and \$2,112 the classroom facilities maintenance fund (a nonmajor governmental fund). This amount is recorded as revenue. The amount available for advance at June 30, 2016 was \$91,150 in the general fund, \$12,064 in the bond retirement fund (a nonmajor governmental fund) and \$1,685 in the classroom facilities maintenance fund (a nonmajor governmental fund). The amount of second-half real property taxes available for advance at fiscal year-end can vary based on the date the tax bills are sent.

Accrued property taxes receivable includes real property, public utility property and delinquent tangible personal property taxes which are measurable as of June 30, 2017 and for which there is an enforceable legal claim. Although total property tax collections for the next fiscal year are measurable, only the amount of real property taxes available as an advance at June 30 was levied to finance current fiscal year operations and is reported as revenue at fiscal year-end. The portion of the receivable not levied to finance current fiscal year operations is offset by a credit to deferred inflows.

On the accrual basis of accounting, collectible delinquent property taxes have been recorded as a receivable and revenue, while on a modified accrual basis of accounting the revenue has been reported as a deferred inflow.

The assessed values upon which the fiscal year 2017 taxes were collected are:

|   | 2016 Second<br>Half Collections |                | 2017 First<br>Half Collections |                |
|---|---------------------------------|----------------|--------------------------------|----------------|
|   | <u>Amount</u>                   | <u>Percent</u> | <u>Amount</u>                  | <u>Percent</u> |
| Agricultural/residential<br>and other real estate | \$ 230,177,600                  | 92.57          | \$ 234,325,330                 | 92.23          |
| Public utility personal                           | <u>18,464,030</u>               | <u>7.43</u>    | <u>19,753,620</u>              | <u>7.77</u>    |
| Total   | <u>\$ 248,641,630</u>           | <u>100.00</u>  | <u>\$ 254,078,950</u>          | <u>100.00</u>  |
| Tax rate per \$1,000 of<br>assessed valuation     | \$33.20                         |                | \$33.20                        |                |

**NOTE 7 – RECEIVABLES**

Receivables at June 30, 2017 consisted of taxes, accounts (billings for user charged services and student fees), intergovernmental grants and entitlements and accrued interest. All receivables are considered collectible in full due to the ability to foreclose for the nonpayment of taxes, the stable condition of State programs and the current year guarantee of Federal funds.

**WEST BRANCH LOCAL SCHOOL DISTRICT  
MAHONING COUNTY, OHIO**

NOTES TO THE BASIC FINANCIAL STATEMENTS  
FOR THE FISCAL YEAR ENDED JUNE 30, 2017

**NOTE 7 – RECEIVABLES – (Continued)**

A summary of the principal items of receivables reported on the statement of net position follows:

**Governmental activities:**

|                   |                            |
|-------------------|----------------------------|
| Taxes             | \$ 5,746,207               |
| Accounts          | 45,067                     |
| Intergovernmental | 185,118                    |
| Accrued interest  | <u>5,887</u>               |
| <b>Total</b>      | <b><u>\$ 5,982,279</u></b> |

Receivables have been disaggregated on the face of the basic financial statements. All receivables are expected to be collected within the subsequent year.

**NOTE 8 - CAPITAL ASSETS**

Capital asset activity for the fiscal year ended June 30, 2017, was as follows:

|   | Balance<br>6/30/16   | Additions             | Deductions  | Balance<br>6/30/17   |
|---|----------------------|-----------------------|-------------|----------------------|
| <b>Governmental activities:</b>               |                      |                       |             |                      |
| <i>Capital assets, not being depreciated:</i> |                      |                       |             |                      |
| Land  | \$ 643,930           | \$ -                  | \$ -        | \$ 643,930           |
| <i>Capital assets, being depreciated:</i>     |                      |                       |             |                      |
| Land improvements                             | 4,002,177            | 245,431               | -           | 4,247,608            |
| Building and improvements                     | 49,810,996           | -                     | -           | 49,810,996           |
| Furniture and equipment                       | 1,473,291            | 14,643                | -           | 1,487,934            |
| Vehicles                                      | 2,163,020            | -                     | -           | 2,163,020            |
| Textbooks and library books                   | <u>1,039,896</u>     | <u>-</u>              | <u>-</u>    | <u>1,039,896</u>     |
| Total capital assets, being depreciated       | <u>58,489,380</u>    | <u>260,074</u>        | <u>-</u>    | <u>58,749,454</u>    |
| <i>Less: accumulated depreciation</i>         |                      |                       |             |                      |
| Land improvements                             | (2,401,208)          | (187,472)             | -           | (2,588,680)          |
| Building and improvements                     | (19,330,858)         | (1,528,338)           | -           | (20,859,196)         |
| Furniture and equipment                       | (1,027,002)          | (69,710)              | -           | (1,096,712)          |
| Vehicles                                      | (1,814,984)          | (78,844)              | -           | (1,893,828)          |
| Textbooks and library books                   | <u>(943,380)</u>     | <u>(64,344)</u>       | <u>-</u>    | <u>(1,007,724)</u>   |
| Total accumulated depreciation                | <u>(25,517,432)</u>  | <u>(1,928,708)</u>    | <u>-</u>    | <u>(27,446,140)</u>  |
| Governmental activities capital assets, net   | <u>\$ 33,615,878</u> | <u>\$ (1,668,634)</u> | <u>\$ -</u> | <u>\$ 31,947,244</u> |

**WEST BRANCH LOCAL SCHOOL DISTRICT  
MAHONING COUNTY, OHIO**

NOTES TO THE BASIC FINANCIAL STATEMENTS  
FOR THE FISCAL YEAR ENDED JUNE 30, 2017

**NOTE 8 - CAPITAL ASSETS - (Continued)**

Depreciation expense was charged to governmental functions as follows:

|                                |                         |
|--------------------------------|-------------------------|
| <u>Instruction:</u>            |                         |
| Regular                        | \$ 1,604,182            |
| Special instruction            | 707                     |
| Vocational                     | 1,712                   |
| <u>Support services:</u>       |                         |
| Instructional staff            | 31,622                  |
| Operations and maintenance     | 103,543                 |
| Pupil transportation           | 75,776                  |
| Extracurricular activities     | 93,686                  |
| Food service operations        | <u>17,480</u>           |
| <br>Total depreciation expense | <br><u>\$ 1,928,708</u> |

**NOTE 9 - LONG-TERM OBLIGATIONS**

A. During the fiscal year 2017, the following changes occurred in governmental activities long-term obligations.

|                           | Balance<br><u>6/30/16</u> | <u>Additions</u>     | <u>Reductions</u>     | Balance<br><u>6/30/17</u> | Amounts<br>Due in<br><u>One Year</u> |
|---------------------------|---------------------------|----------------------|-----------------------|---------------------------|--------------------------------------|
| General obligation bonds  | \$ 4,429,627              | \$ 3,960,373         | \$ (4,445,000)        | \$ 3,945,000              | \$ 525,000                           |
| Energy conservation bonds | 907,698                   | -                    | (129,670)             | 778,028                   | 129,670                              |
| Capital lease agreement   | 59,909                    | -                    | (13,597)              | 46,312                    | 14,271                               |
| Compensated absences      | 675,325                   | 211,833              | (150,825)             | 736,333                   | 133,850                              |
| Net pension liability     | <u>27,019,142</u>         | <u>7,354,591</u>     | <u>-</u>              | <u>34,373,733</u>         | <u>-</u>                             |
| Total                     | <u>\$ 33,091,701</u>      | <u>\$ 11,526,797</u> | <u>\$ (4,739,092)</u> | <u>\$ 39,879,406</u>      | <u>\$ 802,791</u>                    |

Capital lease agreement - See Note 10 for detail on the District's capital lease agreement.

Compensated absences - Compensated absences will be paid from the fund from which the employee's salaries are paid which, for the District, is primarily the general fund.

Net pension liability - See Note 13 for detail on the District's net pension liability.



**WEST BRANCH LOCAL SCHOOL DISTRICT  
MAHONING COUNTY, OHIO**

NOTES TO THE BASIC FINANCIAL STATEMENTS  
FOR THE FISCAL YEAR ENDED JUNE 30, 2017

**NOTE 9 - LONG-TERM OBLIGATIONS - (Continued)**

**B. General Obligation Bonds**

On March 22, 2007, the District issued general obligation bonds (Series 2007 refunding bonds) to advance refund the callable portion of the Series 2001 current interest general obligation bonds (callable principal \$6,670,000). The issuance proceeds of \$6,729,403 were used to purchase securities which were placed in an irrevocable trust to provide resources for all future debt service payments on the refunded debt. This refunded debt is considered defeased (in-substance) and accordingly, has been removed from the statement of net position. The principal balance outstanding of the defeased bonds was \$3,915,000 at June 30, 2017.

The refunding issue is comprised of both current interest term bonds, par value \$1,240,000, serial bonds, par value \$4,845,000 and capital appreciation bonds, par value \$264,995. The capital appreciation bonds matured December 1, 2015 and December 1, 2016 at a redemption price equal to 100% of the principal, plus accrued interest to the redemption date. The current interest bonds were refunded in fiscal year 2017.

The following is a schedule of activity for fiscal year 2017 on the 2007 series refunding bonds:

|                                     | <u>Balance</u>      |                  |                      | <u>Balance</u> | <u>Amounts</u>  |
|-------------------------------------|---------------------|------------------|----------------------|----------------|-----------------|
|                                     | <u>6/30/16</u>      | <u>Additions</u> | <u>Reductions</u>    | <u>6/30/17</u> | <u>Due in</u>   |
|                                     |                     |                  |                      |                | <u>One Year</u> |
| Refunding bonds - series 2007:      |                     |                  |                      |                |                 |
| Current interest bonds              | \$ 3,945,000        | \$ -             | \$(3,945,000)        | \$ -           | \$ -            |
| Capital appreciation bonds          | 122,925             | -                | (122,925)            | -              | -               |
| Accreted interest                   | <u>361,702</u>      | <u>15,373</u>    | <u>(377,075)</u>     | -              | -               |
| Total refunding bonds - series 2007 | <u>\$ 4,429,627</u> | <u>\$ 15,373</u> | <u>\$(4,445,000)</u> | <u>\$ -</u>    | <u>\$ -</u>     |

On April 20, 2017, the District issued general obligation bonds (Series 2017 refunding bonds) to refund the callable portion of the Series 2007 current interest general obligation bonds (callable principal \$3,945,000). The issuance proceeds of \$3,945,000 plus District contributions of \$141,655 were used to purchase securities which were placed in an irrevocable trust to provide resources for all future debt service payments on the refunded debt. This refunded debt is considered defeased (in-substance) and accordingly, has been removed from the statement of net position.

The reacquisition price exceeded the net carrying amount of the old debt by \$26,566. This amount is being netted against the new debt and amortized over the remaining life of the refunded debt, which is equal to the life of the new debt issued. The refunding was undertaken to reduce total debt service payments by \$252,518 and resulted in an economic gain of \$168,922.

Interest payments on the current interest bonds are due June 1 and December 1 each year. The final maturity stated on the issue is December 1, 2023.

**WEST BRANCH LOCAL SCHOOL DISTRICT  
MAHONING COUNTY, OHIO**

NOTES TO THE BASIC FINANCIAL STATEMENTS  
FOR THE FISCAL YEAR ENDED JUNE 30, 2017

**NOTE 9 - LONG-TERM OBLIGATIONS - (Continued)**

The following is a summary of the future debt service requirements to maturity for the 2017 series refunding bonds:

| Fiscal Year<br>Ending June 30, | Current Interest Bonds |                   |                     |
|--------------------------------|------------------------|-------------------|---------------------|
|                                | Principal              | Interest          | Total               |
| 2018                           | \$ 525,000             | \$ 81,752         | \$ 606,752          |
| 2019                           | 540,000                | 69,930            | 609,930             |
| 2020                           | 550,000                | 57,831            | 607,831             |
| 2021                           | 560,000                | 45,510            | 605,510             |
| 2022                           | 580,000                | 32,856            | 612,856             |
| 2023 - 2024                    | 1,190,000              | 26,529            | 1,216,529           |
| Total                          | <u>\$ 3,945,000</u>    | <u>\$ 314,408</u> | <u>\$ 4,259,408</u> |

**C. Energy Conservation Improvement Bonds - Series 2010**

On September 10, 2010, the District issued \$1,556,048 in energy conservation improvement bonds (federally taxable qualified school construction bonds). The proceeds of these bonds were used for building improvements intended to increase the energy efficiency of the District's buildings. These bonds bear an annual interest rate of 4.67% and are scheduled to mature in fiscal year 2023. Payments of principal and interest relating to these liabilities are recorded as expenditures in the bond retirement fund (a nonmajor governmental fund). The balance of these bonds at June 30, 2017 in the amount of \$778,028 has been included on the statement of net position.

The following are the District's future annual debt service requirements to amortize the energy conservation improvement bonds outstanding at June 30, 2017:

| Year  | Principal         | Interest          | Total             |
|-------|-------------------|-------------------|-------------------|
| 2018  | \$ 129,670        | \$ 33,306         | \$ 162,976        |
| 2019  | 129,670           | 27,251            | 156,921           |
| 2020  | 129,670           | 21,195            | 150,865           |
| 2021  | 129,670           | 15,139            | 144,809           |
| 2022  | 129,670           | 9,084             | 138,754           |
| 2023  | 129,678           | 3,028             | 132,706           |
| Total | <u>\$ 778,028</u> | <u>\$ 109,003</u> | <u>\$ 887,031</u> |

**WEST BRANCH LOCAL SCHOOL DISTRICT  
MAHONING COUNTY, OHIO**

NOTES TO THE BASIC FINANCIAL STATEMENTS  
FOR THE FISCAL YEAR ENDED JUNE 30, 2017

**NOTE 9 - LONG-TERM OBLIGATIONS - (Continued)**

**D. Legal Debt Margin**

The Ohio Revised Code provides that voted net general obligation debt of the District shall never exceed 9% of the total assessed valuation of the District. The code further provides that unvoted indebtedness shall not exceed 1/10 of 1% of the property valuation of the District. The code additionally states that unvoted indebtedness related to energy conservation debt shall not exceed 9/10 of 1% of the property valuation of the District. The assessed valuation used in determining the District's legal debt margin has been modified by House Bill 530 which became effective March 30, 2006. In accordance with House Bill 530, the assessed valuation used in the District's legal debt margin calculation excluded tangible personal property used in business, telephone or telegraph property, interexchange telecommunications company property, and personal property owned or leased by a railroad company and used in railroad operations. The effects of these debt limitations at June 30, 2017, are a voted debt margin of \$18,580,803 (including available funds of \$436,725) and an unvoted debt margin of \$254,079.

**NOTE 10 - CAPITALIZED LEASES - LESSEE DISCLOSURE**

During a prior fiscal year, the District entered into a capitalized lease for copier equipment. Capital lease payments have been reclassified and are reflected as debt service expenditures in the financial statements for the governmental funds. These expenditures are reported as function expenditures on the budgetary statement.

Capital assets consisting of furniture and equipment have been capitalized in the amount of \$71,809. This amount represents the present value of the minimum lease payments at the time of acquisition. Accumulated depreciation as of June 30, 2017 was \$28,723, leaving a current book value of \$43,086. A corresponding liability was recorded in the government-wide statement of net position. Principal payments in the 2017 fiscal year were \$13,597 paid by the general fund.

The following is a schedule of the future long-term minimum lease payments required under the capital lease and the present value of the future minimum lease payments as of June 30, 2017:

| <u>Fiscal Year Ending June 30,</u> | <u>Amount</u>    |
|------------------------------------|------------------|
| 2018                               | \$ 16,200        |
| 2019                               | 16,200           |
| 2020                               | 16,200           |
| 2021                               | <u>1,350</u>     |
| Total minimum lease payments       | 49,950           |
| Less: amount representing interest | <u>(3,638)</u>   |
| Total                              | <u>\$ 46,312</u> |

**WEST BRANCH LOCAL SCHOOL DISTRICT  
MAHONING COUNTY, OHIO**

NOTES TO THE BASIC FINANCIAL STATEMENTS  
FOR THE FISCAL YEAR ENDED JUNE 30, 2017

**NOTE 11 - COMPENSATED ABSENCES**

The criteria for determining vacation and sick leave components are derived from negotiated agreements and state laws. Classified employees earn ten to twenty one days of vacation per fiscal year, depending upon length of service. Accumulated, unused vacation time is paid to classified employees and administrators upon termination of employment. Teachers do not earn vacation time.

Teachers, administrators, and classified employees earn sick leave at a rate of one and one-fourth days per month. Upon retirement, payment is made to both classified and certified employees for one-third of accrued, but unused sick leave credit up to a maximum of 60 days for those employees with 10-19 years of continuous service to the District, and 65 days for those with 20 or more years of continuous service.

**NOTE 12 - RISK MANAGEMENT**

Comprehensive - The District is exposed to various risks of loss related to torts, theft or damage to, and destruction of assets; errors and omissions; injuries to employees; and natural disasters. During fiscal year 2017, the District contracted with private carriers for property and fleet insurance, liability insurance, and inland marine coverage. Coverage provided by these carriers is as follows:

Building and Contents - replacement cost - \$92,626,572 - (\$2,500 deductible)

Contents - replacement cost - \$5,298,475 (\$2,500 deductible)

Boiler and Machinery - equipment breakdown - included above - (\$2,500 deductible)

Inland Marine Coverage-- included above (\$500 deductible per category)

Automobile Liability - \$1,000,000 any one accident or loss

Uninsured and Underinsured Motorists - \$1,000,000 - limit each accident

General Liability - \$1,000,000 each occurrence / \$2,000,000 aggregate

Commercial Crime - computer fraud, public employee dishonesty, and forgery or alterations - \$100,000 limit (\$250 deductible)

Physical Damage Comprehensive and Collision – actual cash value or cost of repair whichever less minus deductible

Employer Stop Gap Liability - \$1,000,000 each occurrence (bodily injury by accident, bodily injury by disease) / \$2,000,000 aggregate

School Leaders Errors and Omissions - \$1,000,000 each wrongful act/\$2,000,000 aggregate (\$250 deductible)

School Law Enforcement Professional Liability - \$1,000,000 each wrongful act/\$2,000,000 aggregate (\$250 deductible)

Sexual Misconduct and Molestation Liability - \$1,000,000 each wrongful act/\$2,000,000 aggregate (\$1,000 deductible)

**WEST BRANCH LOCAL SCHOOL DISTRICT  
MAHONING COUNTY, OHIO**

NOTES TO THE BASIC FINANCIAL STATEMENTS  
FOR THE FISCAL YEAR ENDED JUNE 30, 2017

**NOTE 12 - RISK MANAGEMENT - (Continued)**

Commercial Umbrella Liability - \$1,000,000 per occurrence/\$1,000,000 aggregate

Settled claims have not exceeded this commercial coverage in any of the past three years.

*Mahoning County School Employee Insurance Consortium* - The District is a participant in the Mahoning County School Employee Insurance Consortium, a public entity shared risk pool, currently operating as a common risk management and insurance program for thirteen member school districts. The plan was organized to provide health care and other benefits to its member organizations. Rates are calculated and set through an annual update process. The District pays a monthly contribution which is placed in a common fund from which claim payments and claims are made for all participating districts, regardless of cash flow. The District offers one health insurance plan with various options. The District's employees contributions are 12.5% of the premium, the classified bargaining unit employees and confidential office employee contributions are 10% of the premium at the present time. Confidential office employee contribution rates typically follow the classified bargaining unit employee contribution rates.

The fiscal officer of the Mahoning County School Employee Insurance Consortium is the Treasurer of the Springfield Local School District. The fiscal agent pays Medical Mutual monthly for the actual amount of claims processed, the stop-loss premium, and the administrative charges.

The District also offers a dental plan and a vision plan. The District pays 87.5% percent of these plans premium for employees.

**NOTE 13 - DEFINED BENEFIT PENSION PLANS**

***Net Pension Liability***

The net pension liability reported on the statement of net position represents a liability to employees for pensions. Pensions are a component of exchange transactions—between an employer and its employees—of salaries and benefits for employee services. Pensions are provided to an employee—on a deferred-payment basis—as part of the total compensation package offered by an employer for employee services each financial period. The obligation to sacrifice resources for pensions is a present obligation because it was created as a result of employment exchanges that already have occurred.

The net pension liability represents the District's proportionate share of each pension plan's collective actuarial present value of projected benefit payments attributable to past periods of service, net of each pension plan's fiduciary net position. The net pension liability calculation is dependent on critical long-term variables, including estimated average life expectancies, earnings on investments, cost of living adjustments and others. While these estimates use the best information available, unknowable future events require adjusting this estimate annually.

The Ohio Revised Code limits the District's obligation for this liability to annually required payments. The District cannot control benefit terms or the manner in which pensions are financed; however, the District does receive the benefit of employees' services in exchange for compensation including pension.

**WEST BRANCH LOCAL SCHOOL DISTRICT  
MAHONING COUNTY, OHIO**

NOTES TO THE BASIC FINANCIAL STATEMENTS  
FOR THE FISCAL YEAR ENDED JUNE 30, 2017

**NOTE 13 - DEFINED BENEFIT PENSION PLANS - (Continued)**

GASB 68 assumes the liability is solely the obligation of the employer, because (1) they benefit from employee services; and (2) State statute requires all funding to come from these employers. All contributions to date have come solely from these employers (which also includes costs paid in the form of withholdings from employees). State statute requires the pension plans to amortize unfunded liabilities within 30 years. If the amortization period exceeds 30 years, each pension plan's board must propose corrective action to the State legislature. Any resulting legislative change to benefits or funding could significantly affect the net pension liability. Resulting adjustments to the net pension liability would be effective when the changes are legally enforceable.

The proportionate share of each plan's unfunded benefits is presented as a long-term *net pension liability* on the accrual basis of accounting. Any liability for the contractually-required pension contribution outstanding at the end of the year is included in *pension and postemployment benefits payable* on both the accrual and modified accrual bases of accounting.

***Plan Description - School Employees Retirement System (SERS)***

Plan Description - District non-teaching employees participate in SERS, a cost-sharing multiple-employer defined benefit pension plan administered by SERS. SERS provides retirement, disability and survivor benefits, annual cost-of-living adjustments, and death benefits to plan members and beneficiaries. Authority to establish and amend benefits is provided by Ohio Revised Code Chapter 3309. SERS issues a publicly available, stand-alone financial report that includes financial statements, required supplementary information and detailed information about SERS' fiduciary net position. That report can be obtained by visiting the SERS website at [www.ohsers.org](http://www.ohsers.org) under Employers/Audit Resources.

Age and service requirements for retirement are as follows:

|                              | Eligible to<br>Retire on or before<br>August 1, 2017 *                          | Eligible to<br>Retire after<br>August 1, 2017  |
|------------------------------|---|--|
| Full Benefits                | Any age with 30 years of service credit   | Age 67 with 10 years of service credit; or<br>Age 57 with 30 years of service credit |
| Actuarially Reduced Benefits | Age 60 with 5 years of service credit<br>Age 55 with 25 years of service credit | Age 62 with 10 years of service credit; or<br>Age 60 with 25 years of service credit |

\* Members with 25 years of service credit as of August 1, 2017, will be included in this plan.

Annual retirement benefits are calculated based on final average salary multiplied by a percentage that varies based on year of service; 2.2 percent for the first thirty years of service and 2.5 percent for years of service credit over 30. Final average salary is the average of the highest three years of salary.

One year after an effective benefit date, a benefit recipient is entitled to a three percent cost-of-living adjustment (COLA). This same COLA is added each year to the base benefit amount on the anniversary date of the benefit.

**WEST BRANCH LOCAL SCHOOL DISTRICT  
MAHONING COUNTY, OHIO**

NOTES TO THE BASIC FINANCIAL STATEMENTS  
FOR THE FISCAL YEAR ENDED JUNE 30, 2017

**NOTE 13 - DEFINED BENEFIT PENSION PLANS - (Continued)**

Funding Policy - Plan members are required to contribute 10 percent of their annual covered salary and the District is required to contribute 14 percent of annual covered payroll. The contribution requirements of plan members and employers are established and may be amended by the SERS' Retirement Board up to statutory maximum amounts of 10 percent for plan members and 14 percent for employers. The Retirement Board, acting with the advice of the actuary, allocates the employer contribution rate among four of the System's funds (Pension Trust Fund, Death Benefit Fund, Medicare B Fund, and Health Care Fund). For the fiscal year ended June 30, 2017, the entire 14 percent was allocated to pension, death benefits, and Medicare B and no portion of the employer contribution rate was allocated to the Health Care Fund.

The District's contractually required contribution to SERS was \$382,276 for fiscal year 2017. Of this amount, \$72,939 is reported as pension and postemployment benefits payable.

***Plan Description - State Teachers Retirement System (STRS)***

Plan Description - District licensed teachers and other faculty members participate in STRS Ohio, a cost-sharing multiple-employer public employee retirement system administered by STRS. STRS provides retirement and disability benefits to members and death and survivor benefits to beneficiaries. STRS issues a stand-alone financial report that includes financial statements, required supplementary information and detailed information about STRS' fiduciary net position. That report can be obtained by writing to STRS, 275 E. Broad St., Columbus, OH 43215-3771, by calling (888) 227-7877, or by visiting the STRS Web site at [www.strsoh.org](http://www.strsoh.org).

New members have a choice of three retirement plans; a Defined Benefit (DB) Plan, a Defined Contribution (DC) Plan and a Combined Plan. Benefits are established by Ohio Revised Code Chapter 3307. The DB plan offers an annual retirement allowance based on final average salary multiplied by a percentage that varies based on years of service. Effective August 1, 2015, the calculation will be 2.2 percent of final average salary for the five highest years of earnings multiplied by all years of service. With certain exceptions, the basic benefit is increased each year by two percent of the original base benefit. For members retiring August 1, 2013, or later, the first two percent is paid on the fifth anniversary of the retirement benefit. Members are eligible to retire at age 60 with five years of qualifying service credit, or age 55 with 26 years of service, or 31 years of service regardless of age. Age and service requirements for retirement will increase effective August 1, 2015, and will continue to increase periodically until they reach age 60 with 35 years of service or age 65 with five years of service on August 1, 2026.

The DC Plan allows members to place all their member contributions and 9.5 percent of the 14 percent employer contributions into an investment account. Investment allocation decisions are determined by the member. The remaining 4.5 percent of the 14 percent employer rate is allocated to the defined benefit unfunded liability. A member is eligible to receive a retirement benefit at age 50 and termination of employment. The member may elect to receive a lifetime monthly annuity or a lump sum withdrawal.

The Combined Plan offers features of both the DB Plan and the DC Plan. In the Combined Plan, member contributions are allocated among investment choices by the member, and employer contributions are used to fund the defined benefit payment at a reduced level from the regular DB Plan. The defined benefit portion of the Combined Plan payment is payable to a member on or after age 60 with five years of services. The defined contribution portion of the account may be taken as a lump sum payment or converted to a lifetime monthly annuity at age 50.

**WEST BRANCH LOCAL SCHOOL DISTRICT  
MAHONING COUNTY, OHIO**

NOTES TO THE BASIC FINANCIAL STATEMENTS  
FOR THE FISCAL YEAR ENDED JUNE 30, 2017

**NOTE 13 - DEFINED BENEFIT PENSION PLANS - (Continued)**

New members who choose the DC plan or Combined Plan will have another opportunity to reselect a permanent plan during their fifth year of membership. Members may remain in the same plan or transfer to another STRS plan. The optional annuitization of a member's defined contribution account or the defined contribution portion of a member's Combined Plan account to a lifetime benefit results in STRS bearing the risk of investment gain or loss on the account. STRS has therefore included all three plan options as one defined benefit plan for GASB 68 reporting purposes.

A DB or Combined Plan member with five or more years of credited service who is determined to be disabled may qualify for a disability benefit. Eligible survivors of members who die before service retirement may qualify for monthly benefits. New members on or after July 1, 2013, must have at least ten years of qualifying service credit that apply for disability benefits. Members in the DC Plan who become disabled are entitled only to their account balance. If a member of the DC Plan dies before retirement benefits begin, the member's designated beneficiary is entitled to receive the member's account balance.

Funding Policy - Employer and member contribution rates are established by the State Teachers Retirement Board and limited by Chapter 3307 of the Ohio Revised Code. For the fiscal year ended June 30, 2017, plan members were required to contribute 14 percent of their annual covered salary. The District was required to contribute 14 percent; the entire 14 percent was the portion used to fund pension obligations. The fiscal year 2017 contribution rates were equal to the statutory maximum rates.

The District's contractually required contribution to STRS was \$1,194,257 for fiscal year 2017. Of this amount, \$214,524 is reported as pension and postemployment benefits payable.

***Pension Liabilities, Pension Expense, and Deferred Outflows of Resources and Deferred Inflows of Resources Related to Pensions***

The net pension liability was measured as of June 30, 2016, and the total pension liability used to calculate the net pension liability was determined by an actuarial valuation as of that date. The District's proportion of the net pension liability was based on the District's share of contributions to the pension plan relative to the contributions of all participating entities. Following is information related to the proportionate share and pension expense:

|  | <u>SERS</u>        | <u>STRS</u>        | <u>Total</u>  |
|--|--------------------|--------------------|---------------|
| Proportion of the net pension liability prior measurement date   | 0.09131470%        | 0.07891080%        |               |
| Proportion of the net pension liability current measurement date | <u>0.09358950%</u> | <u>0.08222697%</u> |               |
| Change in proportionate share                                    | <u>0.00227480%</u> | <u>0.00331617%</u> |               |
| Proportionate share of the net pension liability                 | \$ 6,849,888       | \$ 27,523,845      | \$ 34,373,733 |
| Pension expense  | \$ 837,074         | \$ 2,077,787       | \$ 2,914,861  |



**WEST BRANCH LOCAL SCHOOL DISTRICT  
MAHONING COUNTY, OHIO**

NOTES TO THE BASIC FINANCIAL STATEMENTS  
FOR THE FISCAL YEAR ENDED JUNE 30, 2017

**NOTE 13 - DEFINED BENEFIT PENSION PLANS - (Continued)**

At June 30, 2017, the District reported deferred outflows of resources and deferred inflows of resources related to pensions from the following sources:

|   | <u>SERS</u>                | <u>STRS</u>                | <u>Total</u>               |
|---|----------------------------|----------------------------|----------------------------|
| <b>Deferred outflows of resources</b>   |                            |                            |                            |
| Differences between expected and actual experience  | \$ 92,389                  | \$ 1,112,096               | \$ 1,204,485               |
| Net difference between projected and actual earnings on pension plan investments                                  | 565,015                    | 2,285,220                  | 2,850,235                  |
| Changes of assumptions  | 457,268                    | -                          | 457,268                    |
| Difference between District contributions and proportionate share of contributions/ change in proportionate share | 228,187                    | 763,514                    | 991,701                    |
| District contributions subsequent to the measurement date   | <u>382,276</u>             | <u>1,194,257</u>           | <u>1,576,533</u>           |
| Total deferred outflows of resources  | <u><u>\$ 1,725,135</u></u> | <u><u>\$ 5,355,087</u></u> | <u><u>\$ 7,080,222</u></u> |
| <b>Deferred inflows of resources</b>  |                            |                            |                            |
| Difference between District contributions and proportionate share of contributions/ change in proportionate share | <u>\$ -</u>                | <u>\$ 245,003</u>          | <u>\$ 245,003</u>          |
| Total deferred inflows of resources   | <u><u>\$ -</u></u>         | <u><u>\$ 245,003</u></u>   | <u><u>\$ 245,003</u></u>   |

\$1,576,533 reported as deferred outflows of resources related to pension resulting from District contributions subsequent to the measurement date will be recognized as a reduction of the net pension liability in the year ending June 30, 2018. Other amounts reported as deferred outflows of resources and deferred inflows of resources related to pension will be recognized in pension expense as follows:

|                             | <u>SERS</u>                | <u>STRS</u>                | <u>Total</u>               |
|-----------------------------|----------------------------|----------------------------|----------------------------|
| Fiscal Year Ending June 30: |                            |                            |                            |
| 2018                        | \$ 376,031                 | \$ 647,107                 | \$ 1,023,138               |
| 2019                        | 375,624                    | 647,109                    | 1,022,733                  |
| 2020                        | 428,786                    | 1,524,011                  | 1,952,797                  |
| 2021                        | <u>162,418</u>             | <u>1,097,600</u>           | <u>1,260,018</u>           |
| Total                       | <u><u>\$ 1,342,859</u></u> | <u><u>\$ 3,915,827</u></u> | <u><u>\$ 5,258,686</u></u> |

**WEST BRANCH LOCAL SCHOOL DISTRICT  
MAHONING COUNTY, OHIO**

NOTES TO THE BASIC FINANCIAL STATEMENTS  
FOR THE FISCAL YEAR ENDED JUNE 30, 2017

**NOTE 13 - DEFINED BENEFIT PENSION PLANS - (Continued)**

*Actuarial Assumptions - SERS*

SERS' total pension liability was determined by their actuaries in accordance with GASB Statement No. 67, as part of their annual actuarial valuation for each defined benefit retirement plan. Actuarial valuations of an ongoing plan involve estimates of the value of reported amounts (e.g., salaries, credited service) and assumptions about the probability of occurrence of events far into the future (e.g., mortality, disabilities, retirements, employment termination). Actuarially determined amounts are subject to continual review and potential modifications, as actual results are compared with past expectations and new estimates are made about the future.

Projections of benefits for financial reporting purposes are based on the substantive plan (the plan as understood by the employers and plan members) and include the types of benefits provided at the time of each valuation and the historical pattern of sharing benefit costs between the employers and plan members to that point. The projection of benefits for financial reporting purposes does not explicitly incorporate the potential effects of legal or contractual funding limitations.

Actuarial calculations reflect a long-term perspective. For a newly hired employee, actuarial calculations will take into account the employee's entire career with the employer and also take into consideration the benefits, if any, paid to the employee after termination of employment until the death of the employee and any applicable contingent annuitant. In many cases actuarial calculations reflect several decades of service with the employer and the payment of benefits after termination.

Key methods and assumptions used in calculating the total pension liability in the latest actuarial valuation, prepared as of June 30, 2016, are presented below:

|  |  |
|--|--|
| Wage Inflation                               | 3.00 percent   |
| Future Salary Increases, including inflation | 3.50 percent to 18.20 percent                                |
| COLA or Ad Hoc COLA                          | 3 percent  |
| Investment Rate of Return                    | 7.50 percent net of investments expense, including inflation |
| Actuarial Cost Method                        | Entry Age Normal (level percent of payroll)                  |

For post-retirement mortality, the table used in evaluating allowances to be paid is the RP-2014 Blue Collar Mortality Table with fully generational projection and Scale BB, with 120% of male rates and 110% of female rates used. The RP-2000 Disabled Mortality Table with 90% for male rates and 100% for female rates set back five years is used for the period after disability retirement. Special mortality tables are used for the period after disability retirement.

The actuarial assumptions used in the June 30, 2016 valuation were based on the results of an experience study that was completed June 30, 2015. As a result of the actuarial experience study, the following changes of assumptions affected the total pension liability since the prior measurement date: (a) the assumed rate of inflation was reduced from 3.25% to 3.00%, (b) payroll growth assumption was reduced from 4.00% to 3.50%, (c) assumed real wage growth was reduced from 0.75% to 0.50%, (d) Rates of withdrawal, retirement and disability were updated to reflect recent experience, (e) mortality among active members was updated to RP-2014 Blue Collar Mortality Table with fully generational projection and a five year age set-back for both males and females, (f) mortality among service retired members, and beneficiaries was updated to the following RP-2014 Blue Collar Mortality Table with fully generational projection with Scale BB, 120% of male rates, and 110% of female rates and (g) mortality among disable member was updated to RP-2000 Disabled Mortality Table, 90% for male rates and 100% for female rates, set back five years is used for the period after disability retirement.

**WEST BRANCH LOCAL SCHOOL DISTRICT  
MAHONING COUNTY, OHIO**

NOTES TO THE BASIC FINANCIAL STATEMENTS  
FOR THE FISCAL YEAR ENDED JUNE 30, 2017

**NOTE 13 - DEFINED BENEFIT PENSION PLANS - (Continued)**

The long-term return expectation for the Pension Plan Investments has been determined using a building-block approach and assumes a time horizon, as defined in SERS' *Statement of Investment Policy*. A forecasted rate of inflation serves as the baseline for the return expectation. Various real return premiums over the baseline inflation rate have been established for each asset class. The long-term expected nominal rate of return has been determined by calculating a weighted averaged of the expected real return premiums for each asset class, adding the projected inflation rate, and adding the expected return from rebalancing uncorrelated asset classes.

The target allocation and best estimates of arithmetic real rates of return for each major assets class are summarized in the following table:

| <u>Asset Class</u>     | <u>Target<br/>Allocation</u> | <u>Long-Term Expected<br/>Real Rate of Return</u> |
|------------------------|------------------------------|---|
| Cash                   | 1.00 %                       | 0.50 %  |
| US Equity              | 22.50                        | 4.75  |
| International Equity   | 22.50                        | 7.00  |
| Fixed Income           | 19.00                        | 1.50  |
| Private Equity         | 10.00                        | 8.00  |
| Real Assets            | 15.00                        | 5.00  |
| Multi-Asset Strategies | <u>10.00</u>                 | 3.00  |
| <br>Total              | <br><u><u>100.00 %</u></u>   |   |

**Discount Rate** - The total pension liability was calculated using the discount rate of 7.50 percent. A discount rate of 7.75 percent was used in the prior measurement period. The projection of cash flows used to determine the discount rate assumed the contributions from employers and from the members would be computed based on contribution requirements as stipulated by State statute. Projected inflows from investment earning were calculated using the long-term assumed investment rate of return (7.50 percent). Based on those assumptions, the plan's fiduciary net position was projected to be available to make all future benefit payments of current plan members. Therefore, the long-term expected rate of return on pension plan investments was applied to all periods of projected benefits to determine the total pension liability.

**Sensitivity of the District's Proportionate Share of the Net Pension Liability to Changes in the Discount Rate** - Net pension liability is sensitive to changes in the discount rate, and to illustrate the potential impact the following table presents the net pension liability calculated using the discount rate of 7.50 percent, as well as what each plan's net pension liability would be if it were calculated using a discount rate that is one percentage point lower (6.50 percent), or one percentage point higher (8.50 percent) than the current rate.

|  | <u>1% Decrease<br/>(6.50%)</u> | <u>Current<br/>Discount Rate<br/>(7.50%)</u> | <u>1% Increase<br/>(8.50%)</u> |
|--|--------------------------------|--|--------------------------------|
| District's proportionate share<br>of the net pension liability | \$ 9,068,825                   | \$ 6,849,888                                 | \$ 4,992,545                   |

**WEST BRANCH LOCAL SCHOOL DISTRICT  
MAHONING COUNTY, OHIO**

NOTES TO THE BASIC FINANCIAL STATEMENTS  
FOR THE FISCAL YEAR ENDED JUNE 30, 2017

**NOTE 13 - DEFINED BENEFIT PENSION PLANS - (Continued)**

*Actuarial Assumptions - STRS*

The total pension liability in the June 30, 2016, actuarial valuation was determined using the following actuarial assumptions, applied to all periods included in the measurement:

|                                   |  |
|-----------------------------------|--|
| Inflation                         | 2.75 percent   |
| Projected salary increases        | 2.75 percent at age 70 to 12.25 percent at age 20  |
| Investment Rate of Return         | 7.75 percent, net of investment expenses, including inflation  |
| Cost-of-Living Adjustments (COLA) | 2 percent simple applied as follows: for members retiring before August 1, 2013, 2 percent per year; for members retiring August 1, 2013, or later, 2 percent COLA paid on fifth anniversary of retirement date. |

Mortality rates were based on the RP-2000 Combined Mortality Table (Projection 2022—Scale AA) for Males and Females. Males’ ages are set-back two years through age 89 and no set-back for age 90 and above. Females younger than age 80 are set back four years, one year set back from age 80 through 89 and not set back from age 90 and above.

Actuarial assumptions used in the June 30, 2016, valuation are based on the results of an actuarial experience study, effective July 1, 2012.

The 10 year expected real rate of return on pension plan investments was determined by STRS’ investment consultant by developing best estimates of expected future real rates of return for each major asset class. The target allocation and best estimates of geometric real rates of return for each major asset class are summarized as follows:

| <u>Asset Class</u>   | <u>Target Allocation</u> | <u>Long Term Expected Real Rate of Return *</u> |
|----------------------|--------------------------|---|
| Domestic Equity      | 31.00 %                  | 8.00 %  |
| International Equity | 26.00                    | 7.85  |
| Alternatives         | 14.00                    | 8.00  |
| Fixed Income         | 18.00                    | 3.75  |
| Real Estate          | 10.00                    | 6.75  |
| Liquidity Reserves   | 1.00                     | 3.00  |
| <br>Total            | <br><u>100.00 %</u>      | <br><u>7.61 %</u>                               |

\* 10-Year annualized geometric nominal returns, which include the real rate of return and inflation of 2.50% and does not include investment expenses. The total fund long-term expected return reflects diversification among the asset classes and therefore is not a weighted average return of the individual asset classes.

**WEST BRANCH LOCAL SCHOOL DISTRICT  
MAHONING COUNTY, OHIO**

NOTES TO THE BASIC FINANCIAL STATEMENTS  
FOR THE FISCAL YEAR ENDED JUNE 30, 2017

**NOTE 13 - DEFINED BENEFIT PENSION PLANS - (Continued)**

**Discount Rate** - The discount rate used to measure the total pension liability was 7.75 percent as of June 30, 2016. The projection of cash flows used to determine the discount rate assumes member and employer contributions will be made at the statutory contribution rates in accordance with rate increases described above. For this purpose, only employer contributions that are intended to fund benefits of current plan members and their beneficiaries are included. Projected employer contributions that are intended to fund the service costs of future plan members and their beneficiaries, as well as projected contributions from future plan members, are not included. Based on those assumptions, STRS' fiduciary net position was projected to be available to make all projected future benefit payments to current plan members as of June 30, 2016. Therefore, the long-term expected rate of return on pension plan investments of 7.75 percent was applied to all periods of projected benefit payment to determine the total pension liability as of June 30, 2016.

**Sensitivity of the District's Proportionate Share of the Net Pension Liability to Changes in the Discount Rate** - The following table presents the District's proportionate share of the net pension liability calculated using the current period discount rate assumption of 7.75 percent, as well as what the District's proportionate share of the net pension liability would be if it were calculated using a discount rate that is one-percentage-point lower (6.75 percent) or one-percentage-point higher (8.75 percent) than the current rate:

|  | 1% Decrease<br>(6.75%) | Current<br>Discount Rate<br>(7.75%) | 1% Increase<br>(8.75%) |
|--|------------------------|-------------------------------------|------------------------|
| District's proportionate share<br>of the net pension liability | \$ 36,576,954          | \$ 27,523,845                       | \$ 19,887,015          |

**Changes Between Measurement Date and Report Date** - In March 2017, the STRS Board adopted certain assumption changes which impacted their annual actuarial valuation prepared as of July 1, 2016. The most significant changes are a reduction in the expected investment return to 7.45% from 7.75% and a change to updated generational mortality tables. Although the exact amount of these changes is not known, the impact to the District's net pension liability is expected to be significant.

**NOTE 14 - POSTEMPLOYMENT BENEFITS**

**A. School Employees Retirement System**

**Health Care Plan Description** - The District contributes to the SERS Health Care Fund, administered by SERS for non-certificated retirees and their beneficiaries. For GASB 45 purposes, this plan is considered a cost-sharing, multiple-employer, defined benefit other postemployment benefit (OPEB) plan. The Health Care Plan includes hospitalization and physicians' fees through several types of plans including HMO's, PPO's, Medicare Advantage, and traditional indemnity plans as well as a prescription drug program. The financial report of the Plan is included in the SERS Comprehensive Annual Financial Report which can be obtained on SERS' website at [www.ohsers.org](http://www.ohsers.org) under Employers/Audit Resources.

**WEST BRANCH LOCAL SCHOOL DISTRICT  
MAHONING COUNTY, OHIO**

NOTES TO THE BASIC FINANCIAL STATEMENTS  
FOR THE FISCAL YEAR ENDED JUNE 30, 2017

**NOTE 14 - POSTEMPLOYMENT BENEFITS - (Continued)**

Access to health care for retirees and beneficiaries is permitted in accordance with Section 3309 of the Ohio Revised Code. The Health Care Fund was established and is administered in accordance with Internal Revenue Code Section 105(e). SERS' Retirement Board reserves the right to change or discontinue any health plan or program. Health care is financed through a combination of employer contributions and retiree premiums, copays and deductibles on covered health care expenses, investment returns, and any funds received as a result of SERS' participation in Medicare programs. Active employee members do not contribute to the Health Care Plan. Retirees and their beneficiaries are required to pay a health care premium that varies depending on the plan selected, number of qualified years of service, Medicare eligibility and retirement status.

Funding Policy - State statute permits SERS to fund the health care benefits through employer contributions. Each year, after the allocation for statutorily required basic benefits, the Retirement Board allocates the remainder of the employer contribution of 14 percent of covered payroll to the Health Care Fund. For fiscal year 2017, none of the employer contribution was allocated to health care. In addition, employers pay a surcharge for employees earning less than an actuarially determined minimum compensation amount, pro-rated according to service credit earned. For fiscal year 2017, this amount was \$23,500. Statutes provide that no employer shall pay a health care surcharge greater than 2 percent of that employer's SERS-covered payroll; nor may SERS collect in aggregate more than 1.5 percent of the total statewide SERS-covered payroll for the health care surcharge. For fiscal year 2017, the District's surcharge obligation was \$48,320.

The District's contributions for health care for the fiscal years ended June 30, 2017, 2016, and 2015 were \$48,320, \$47,492, and \$66,800, respectively. The fiscal year 2017 amount has been reported as pension and postemployment benefits payable. The full amount has been contributed for fiscal years 2016 and 2015.

**B. State Teachers Retirement System**

Plan Description - The District participates in the cost-sharing multiple-employer defined benefit Health Plan administered by the State Teachers Retirement System of Ohio (STRS) for eligible retirees who participated in the defined benefit or combined pension plans offered by STRS. Ohio law authorizes STRS to offer this plan. Benefits include hospitalization, physicians' fees, prescription drugs and reimbursement of monthly Medicare Part B premiums. The Plan is included in the report of STRS which can be obtained by visiting [www.strsoh.org](http://www.strsoh.org) or by calling (888) 227-7877.

Funding Policy - Ohio law authorizes STRS Ohio to offer the Plan and gives the Retirement Board authority over how much, if any, of the health care costs will be absorbed by STRS Ohio. Active employee members do not contribute to the Plan. All benefit recipients pay a monthly premium. Under Ohio law, funding for post-employment health care may be deducted from employer contributions. For 2017, STRS Ohio did not allocate any employer contributions to the Health Care Stabilization Fund. The District's did not make any contributions for health care for the fiscal years ended June 30, 2017, 2016 and 2015.

**NOTE 15 - BUDGETARY BASIS OF ACCOUNTING**

While reporting financial position, results of operations, and changes in fund balance on the basis of accounting principles generally accepted in the United States of America (GAAP), the budgetary basis as provided by law is based upon accounting for certain transactions on a basis of cash receipts and disbursements.

**WEST BRANCH LOCAL SCHOOL DISTRICT  
MAHONING COUNTY, OHIO**

NOTES TO THE BASIC FINANCIAL STATEMENTS  
FOR THE FISCAL YEAR ENDED JUNE 30, 2017

**NOTE 15 - BUDGETARY BASIS OF ACCOUNTING - (Continued)**

The statement of revenue, expenditures and changes in fund balance - budget and actual (non-GAAP budgetary basis) presented for the general fund is presented on the budgetary basis to provide a meaningful comparison of actual results with the budget. The major differences between the budget basis and the GAAP basis are that:

- (a) Revenues and other financing sources are recorded when received in cash (budget basis) as opposed to when susceptible to accrual (GAAP basis);
- (b) Expenditures and other financing uses are recorded when paid in cash (budget basis) as opposed to when the liability is incurred (GAAP basis);
- (c) In order to determine compliance with Ohio law, and to reserve that portion of the applicable appropriation, total outstanding encumbrances (budget basis) are recorded as the equivalent of an expenditure, as opposed to assigned or committed fund balance for that portion of outstanding encumbrances not already recognized as an account payable (GAAP basis);
- (d) Advances-in and advances-out are operating transactions (budget basis) as opposed to balance sheet transactions (GAAP basis); and,
- (e) Some funds are included in the general fund (GAAP basis), but have separate legally adopted budgets (budget basis).

The adjustments necessary to convert the results of operations for the year on the budget basis to the GAAP basis for the general fund is as follows:

**Net Change in Fund Balance**

|   | <u>General fund</u> |
|---|---------------------|
| Budget basis                            | \$ (631,483)        |
| Net adjustment for revenue accruals     | 87,642              |
| Net adjustment for expenditure accruals | 95,060              |
| Net adjustment for other sources/uses   | (20,840)            |
| Funds budgeted elsewhere *              | 67,362              |
| Adjustment for encumbrances             | 304,279             |
| GAAP basis                              | \$ (97,980)         |

\* Certain funds that are legally budgeted in separate special revenue funds are considered part of the general fund on a GAAP basis. This includes the special trust fund, rotary, uniform school supplies fund, self insurance fund and the public school support fund.

**WEST BRANCH LOCAL SCHOOL DISTRICT  
MAHONING COUNTY, OHIO**

NOTES TO THE BASIC FINANCIAL STATEMENTS  
FOR THE FISCAL YEAR ENDED JUNE 30, 2017

**NOTE 16 - CONTINGENCIES**

**A. Grants**

The District receives significant financial assistance from numerous federal, State and local agencies in the form of grants. The disbursement of funds received under these programs generally requires compliance with terms and conditions specified in the grant agreements and are subject to audit by the grantor agencies. Any disallowed claims resulting from such audits could become a liability of the District. However, in the opinion of management, any such disallowed claims will not have a material effect on the financial position of the District.

**B. Litigation**

The District is not involved in material litigation as either plaintiff or defendant.

**C. School Foundation**

District foundation funding is based on the annualized full-time equivalent (FTE) enrollment of each student. The Ohio Department of Education (ODE) is legislatively required to adjust/reconcile funding as enrollment information is updated by schools throughout the State, which can extend past the fiscal year end. As of the date of this report, additional ODE adjustments for fiscal year 2017 are not finalized. As a result, the impact of future FTE adjustments on the fiscal year 2017 financial statements is not determinable, at this time. Management believes this may result in either an additional receivable to, or a liability of, the District.

**NOTE 17 - SET-ASIDES**

The District is required by State law to annually set-aside certain general fund revenue amounts, as defined by statutory formula, for the acquisition and construction of capital improvements. Amounts not spent by the end of the fiscal year or offset by similarly restricted resources received during the year must be held in cash at fiscal year-end. This amount must be carried forward to be used for the same purpose in future years. Expenditures exceeding the set-aside requirement may not be carried forward to the next fiscal year.

The following cash-basis information describes the change in the fiscal year-end set-aside amount for capital improvements. Disclosure of this information is required by State statute.

|   | <u>Capital<br/>Improvements</u> |
|---|---------------------------------|
| Set-aside balance June 30, 2016             | \$ -                            |
| Current year set-aside requirement          | 370,781                         |
| Current year qualifying expenditures        | (331,115)                       |
| Current year offsets                        | <u>(152,646)</u>                |
| Total                                       | <u>\$ (112,980)</u>             |
| Balance carried forward to fiscal year 2018 | <u>\$ -</u>                     |
| Set-aside balance June 30, 2017             | <u><u>\$ -</u></u>              |



**WEST BRANCH LOCAL SCHOOL DISTRICT  
MAHONING COUNTY, OHIO**

NOTES TO THE BASIC FINANCIAL STATEMENTS  
FOR THE FISCAL YEAR ENDED JUNE 30, 2017

**NOTE 18 - OTHER COMMITMENTS**

The District utilizes encumbrance accounting as part of its budgetary controls. Encumbrances outstanding at year end may be reported as part of restricted, committed, or assigned classifications of fund balance. At year end, the District's commitments for encumbrances in the governmental funds were as follows:

| <u>Fund</u>        | <u>Year-End<br/>Encumbrances</u> |
|--------------------|----------------------------------|
| General fund       | \$ 272,966                       |
| Other governmental | <u>106,852</u>                   |
| Total              | <u>\$ 379,818</u>                |

**NOTE 19 - TAX ABATEMENT AGREEMENTS ENTERED INTO BY OTHER GOVERNMENTS**

Other local governments have entered into agreements with local businesses for the abatement for property taxes to bring jobs and economic development into the area. These agreements affect the property tax receipts collected and distributed to the District. As a result of the agreements, the District's property tax revenues were reduced by \$8,996 during fiscal year 2017.

**THIS PAGE INTENTIONALLY LEFT BLANK.**

REQUIRED SUPPLEMENTARY INFORMATION

**WEST BRANCH LOCAL SCHOOL DISTRICT  
MAHONING COUNTY, OHIO**

SCHEDULES OF REQUIRED SUPPLEMENTARY INFORMATION

SCHEDULE OF THE DISTRICT'S PROPORTIONATE SHARE OF  
THE NET PENSION LIABILITY  
SCHOOL EMPLOYEES RETIREMENT SYSTEM (SERS) OF OHIO

LAST FOUR FISCAL YEARS (1)

|  | <u>2017</u>  | <u>2016</u>  | <u>2015</u>  | <u>2014</u>  |
|--|--------------|--------------|--------------|--------------|
| District's proportion of the net pension liability   | 0.09358950%  | 0.09131470%  | 0.08634600%  | 0.08634600%  |
| District's proportionate share of the net pension liability  | \$ 6,849,888 | \$ 5,210,505 | \$ 4,369,922 | \$ 5,134,719 |
| District's covered payroll   | \$ 2,925,800 | \$ 2,749,052 | \$ 2,509,048 | \$ 2,673,150 |
| District's proportionate share of the net pension liability as a percentage of its covered payroll | 234.12%      | 189.54%      | 174.17%      | 192.08%      |
| Plan fiduciary net position as a percentage of the total pension liability                         | 62.98%       | 69.16%       | 71.70%       | 65.52%       |

Note: Information prior to 2014 was unavailable. Schedule is intended to show information for 10 years. Additional years will be displayed as they become available.

(1) Amounts presented for each fiscal year were determined as of the District's measurement date which is the prior year-end.

**WEST BRANCH LOCAL SCHOOL DISTRICT  
MAHONING COUNTY, OHIO**

SCHEDULES OF REQUIRED SUPPLEMENTARY INFORMATION

SCHEDULE OF THE DISTRICT'S PROPORTIONATE SHARE OF  
THE NET PENSION LIABILITY  
STATE TEACHERS RETIREMENT SYSTEM (STRS) OF OHIO

LAST FOUR FISCAL YEARS (1)

|  | <u>2017</u>   | <u>2016</u>   | <u>2015</u>   | <u>2014</u>   |
|--|---------------|---------------|---------------|---------------|
| District's proportion of the net pension liability   | 0.08222697%   | 0.07891080%   | 0.08033910%   | 0.08033910%   |
| District's proportionate share of the net pension liability  | \$ 27,523,845 | \$ 21,808,637 | \$ 19,541,249 | \$ 23,277,409 |
| District's covered payroll   | \$ 8,750,200  | \$ 8,306,171  | \$ 8,208,438  | \$ 8,954,846  |
| District's proportionate share of the net pension liability as a percentage of its covered payroll | 314.55%       | 262.56%       | 238.06%       | 259.94%       |
| Plan fiduciary net position as a percentage of the total pension liability                         | 66.80%        | 72.10%        | 74.70%        | 69.30%        |

Note: Information prior to 2014 was unavailable. Schedule is intended to show information for 10 years. Additional years will be displayed as they become available.

(1) Amounts presented for each fiscal year were determined as of the District's measurement date which is the prior year-end.

**WEST BRANCH LOCAL SCHOOL DISTRICT  
MAHONING COUNTY, OHIO**

SCHEDULES OF REQUIRED SUPPLEMENTARY INFORMATION

SCHEDULE OF DISTRICT CONTRIBUTIONS  
SCHOOL EMPLOYEES RETIREMENT SYSTEM (SERS) OF OHIO

LAST TEN FISCAL YEARS

|  | <u>2017</u>      | <u>2016</u>      | <u>2015</u>      | <u>2014</u>      |
|--|------------------|------------------|------------------|------------------|
| Contractually required contribution                                  | \$ 382,276       | \$ 409,612       | \$ 362,325       | \$ 347,754       |
| Contributions in relation to the contractually required contribution | <u>(382,276)</u> | <u>(409,612)</u> | <u>(362,325)</u> | <u>(347,754)</u> |
| Contribution deficiency (excess)                                     | <u>\$ -</u>      | <u>\$ -</u>      | <u>\$ -</u>      | <u>\$ -</u>      |
| District's covered payroll   | \$ 2,730,543     | \$ 2,925,800     | \$ 2,749,052     | \$ 2,509,048     |
| Contributions as a percentage of covered payroll                     | 14.00%           | 14.00%           | 13.18%           | 13.86%           |

| <u>2013</u>      | <u>2012</u>      | <u>2011</u>      | <u>2010</u>      | <u>2009</u>      | <u>2008</u>      |
|------------------|------------------|------------------|------------------|------------------|------------------|
| \$ 369,964       | \$ 372,286       | \$ 332,323       | \$ 348,368       | \$ 245,104       | \$ 249,714       |
| <u>(369,964)</u> | <u>(372,286)</u> | <u>(332,323)</u> | <u>(348,368)</u> | <u>(245,104)</u> | <u>(249,714)</u> |
| <u>\$ -</u>      | <u>\$ -</u>      | <u>\$ -</u>      | <u>\$ -</u>      | <u>\$ -</u>      | <u>\$ -</u>      |
| \$ 2,673,150     | \$ 2,767,926     | \$ 2,643,779     | \$ 2,572,880     | \$ 2,490,894     | \$ 2,542,912     |
| 13.84%           | 13.45%           | 12.57%           | 13.54%           | 9.84%            | 9.82%            |

**WEST BRANCH LOCAL SCHOOL DISTRICT  
MAHONING COUNTY, OHIO**

SCHEDULES OF REQUIRED SUPPLEMENTARY INFORMATION

SCHEDULE OF DISTRICT CONTRIBUTIONS  
STATE TEACHERS RETIREMENT SYSTEM (STRS) OF OHIO

LAST TEN FISCAL YEARS

|  | <u>2017</u>        | <u>2016</u>        | <u>2015</u>        | <u>2014</u>        |
|--|--------------------|--------------------|--------------------|--------------------|
| Contractually required contribution                                  | \$ 1,194,257       | \$ 1,225,028       | \$ 1,162,864       | \$ 1,067,097       |
| Contributions in relation to the contractually required contribution | <u>(1,194,257)</u> | <u>(1,225,028)</u> | <u>(1,162,864)</u> | <u>(1,067,097)</u> |
| Contribution deficiency (excess)                                     | <u>\$ -</u>        | <u>\$ -</u>        | <u>\$ -</u>        | <u>\$ -</u>        |
| District's covered payroll   | \$ 8,530,407       | \$ 8,750,200       | \$ 8,306,171       | \$ 8,208,438       |
| Contributions as a percentage of covered payroll                     | 14.00%             | 14.00%             | 14.00%             | 13.00%             |



| <u>2013</u>        | <u>2012</u>        | <u>2011</u>        | <u>2010</u>        | <u>2009</u>        | <u>2008</u>        |
|--------------------|--------------------|--------------------|--------------------|--------------------|--------------------|
| \$ 1,164,130       | \$ 1,240,578       | \$ 1,195,831       | \$ 1,148,006       | \$ 1,133,145       | \$ 1,155,559       |
| <u>(1,164,130)</u> | <u>(1,240,578)</u> | <u>(1,195,831)</u> | <u>(1,148,006)</u> | <u>(1,133,145)</u> | <u>(1,155,559)</u> |
| <u>\$ -</u>        | <u>\$ -</u>        | <u>\$ -</u>        | <u>\$ -</u>        | <u>\$ -</u>        | <u>\$ -</u>        |
| \$ 8,954,846       | \$ 9,542,908       | \$ 9,198,700       | \$ 8,830,815       | \$ 8,716,500       | \$ 8,888,915       |
| 13.00%             | 13.00%             | 13.00%             | 13.00%             | 13.00%             | 13.00%             |

**WEST BRANCH LOCAL SCHOOL DISTRICT  
MAHONING COUNTY, OHIO**

NOTES TO REQUIRED SUPPLEMENTARY INFORMATION  
FOR THE FISCAL YEAR ENDED JUNE 30, 2017

*SCHOOL EMPLOYEES RETIREMENT SYSTEM (SERS) OF OHIO*

Changes in benefit terms: There were no changes in benefit terms from the amounts reported for fiscal years 2014-2017.

*Changes in assumptions* : There were no changes in methods and assumptions used in the calculation of actuarial determined contributions for fiscal years 2014-2016. For fiscal year 2017, the following changes of assumptions affected the total pension liability since the prior measurement date: (a) the assumed rate of inflation was reduced from 3.25% to 3.00%, (b) payroll growth assumption was reduced from 4.00% to 3.50%, (c) assumed real wage growth was reduced from 0.75% to 0.50%, (d) Rates of withdrawal, retirement and disability were updated to reflect recent experience, (e) mortality among active members was updated to RP-2014 Blue Collar Mortality Table with fully generational projection and a five year age set-back for both males and females, (f) mortality among service retired members, and beneficiaries was updated to the following RP-2014 Blue Collar Mortality Table with fully generational projection with Scale BB, 120% of male rates, and 110% of female rates and (g) mortality among disable member was updated to RP-2000 Disabled Mortality Table, 90% for male rates and 100% for female rates, set back five years is used for the period after disability retirement.

*STATE TEACHERS RETIREMENT SYSTEM (STRS) OF OHIO*

Changes in benefit terms: There were no changes in benefit terms from the amounts reported for fiscal years 2014-2017.

Changes in assumptions: There were no changes in methods and assumptions used in the calculation of actuarial determined contributions for fiscal years 2014-2017. See the notes to the basic financials for the methods and assumptions in this calculation.

WEST BRANCH LOCAL SCHOOL DISTRICT  
MAHONING COUNTY

SCHEDULE OF FEDERAL AWARDS RECEIPTS AND EXPENDITURES  
FOR THE YEAR ENDED JUNE 30, 2017

| FEDERAL GRANTOR<br><i>Pass Through Grantor</i><br>Program / Cluster Title | Federal<br>CFDA<br>Number | Pass Through<br>Entity Identifying<br>Number | Total Federal<br>Receipts | Total Federal<br>Expenditures |
|---|---------------------------|--|---------------------------|-------------------------------|
| <b>U.S. DEPARTMENT OF AGRICULTURE</b>                                     |                           |  |                           |                               |
| <i>Passed Through Ohio Department of Education:</i>                       |                           |  |                           |                               |
| Child Nutrition Cluster:  |                           |  |                           |                               |
| School Breakfast Program  | 10.553                    | 3L70   | \$65,902                  | \$65,902                      |
| National School Lunch Program   | 10.555                    | 3L60   | 420,978                   | 420,978                       |
| <b>Total U.S. Department of Agriculture - Nutrition Cluster</b>           |                           |  | <b>486,880</b>            | <b>486,880</b>                |
| <b>U.S. DEPARTMENT OF EDUCATION</b>                                       |                           |  |                           |                               |
| <i>Passed Through Ohio Department of Education:</i>                       |                           |  |                           |                               |
| Title I Grants to Local Educational Agencies - 2016                       | 84.010                    | C1-S1-16                                     | 81,162                    | 61,465                        |
| Title I Grants to Local Educational Agencies - 2017                       | 84.010                    | C1-S1-17                                     | 229,893                   | 223,963                       |
| Total Title I Grants to Local Educational Agencies                        |                           |  | 311,055                   | 285,428                       |
| Special Education Cluster:  |                           |  |                           |                               |
| Special Education Grants to States (IDEA, Part B) - 2016                  | 84.027                    | 6B-SF-16                                     | 74,547                    | 50,806                        |
| Special Education Grants to States (IDEA, Part B) - 2017                  | 84.027                    | 6B-SF-17                                     | 327,245                   | 341,005                       |
| Special Education Early Childhood - 2016                                  | 84.173                    | PG-S1-16                                     | 4,087                     | 2,334                         |
| Special Education Early Childhood - 2017                                  | 84.173                    | PG-S1-17                                     | 11,082                    | 11,087                        |
| Total Special Education Cluster   |                           |  | 416,961                   | 405,232                       |
| Improving Teacher Quality State Grants (Title II-A) - 2016                | 84.367                    | TR-S1-16                                     | 16,262                    | 4,397                         |
| Improving Teacher Quality State Grants (Title II-A) - 2017                | 84.367                    | TR-S1-17                                     | 53,084                    | 66,441                        |
| Total Improving Teacher Quality State Grants                              |                           |  | 69,346                    | 70,838                        |
| <b>Total U.S. Department of Education</b>                                 |                           |  | <b>797,362</b>            | <b>761,498</b>                |
| <b>Total Federal Awards Receipts and Expenditures</b>                     |                           |  | <b>\$ 1,284,242</b>       | <b>\$ 1,248,378</b>           |

*The accompanying notes are an integral part of this schedule.*

**WEST BRANCH LOCAL SCHOOL DISTRICT  
MAHONING COUNTY**

**NOTES TO THE SCHEDULE OF FEDERAL AWARDS RECEIPTS AND EXPENDITURES  
2 CFR 200.510(b)(6)  
FOR THE YEAR ENDED JUNE 30, 2017**

**NOTE A – BASIS OF PRESENTATION**

The accompanying Schedule of Federal Awards Receipts and Expenditures (the Schedule) includes the federal award activity of West Branch Local School District (the District's) under programs of the federal government for the year ended June 30, 2017. The information on this Schedule is prepared in accordance with the requirements of Title 2 U.S. Code of Federal Regulations Part 200, *Uniform Administrative Requirements, Cost Principles, and Audit Requirements for Federal Awards* (Uniform Guidance). Because the Schedule presents only a selected portion of the operations of the District, it is not intended to and does not present the financial position or changes in net position of the District.

**NOTE B – SUMMARY OF SIGNIFICANT ACCOUNTING POLICIES**

Expenditures reported on the Schedule are reported on the cash basis of accounting. Such expenditures are recognized following the cost principles contained in Title 2 U.S. Code of Federal Regulations Part 200, *Uniform Administrative Requirements, Cost Principles, and Audit Requirements for Federal Awards*, wherein certain types of expenditures may or may not be allowable or may be limited as to reimbursement. The District has not elected to use the 10-percent de minimis indirect cost rate as allowed under the Uniform Guidance.

**NOTE C - CHILD NUTRITION CLUSTER**

The District commingles cash receipts from the U.S. Department of Agriculture with similar State grants. When reporting expenditures on this Schedule, the District assumes it expends federal monies first.

**NOTE D – FOOD DONATION PROGRAM**

The District reports commodities consumed on the Schedule at the entitlement value. The District allocated donated food commodities to the respective program that benefitted from the use of those donated food commodities.



# Dave Yost • Auditor of State

## INDEPENDENT AUDITOR'S REPORT ON INTERNAL CONTROL OVER FINANCIAL REPORTING AND ON COMPLIANCE AND OTHER MATTERS REQUIRED BY *GOVERNMENT AUDITING STANDARDS*

West Branch Local School District  
Mahoning County  
14277 Main Street  
Beloit, Ohio 44609

To the Board of Education:

We have audited, in accordance with auditing standards generally accepted in the United States and the Comptroller General of the United States' *Government Auditing Standards*, the financial statements of the governmental activities, each major fund, and the aggregate remaining fund information of the West Branch Local School District, Mahoning County, (the District) as of and for the year ended June 30, 2017, and the related notes to the financial statements, which collectively comprise the District's basic financial statements and have issued our report thereon dated March 12, 2018.

### ***Internal Control Over Financial Reporting***

As part of our financial statement audit, we considered the District's internal control over financial reporting (internal control) to determine the audit procedures appropriate in the circumstances to the extent necessary to support our opinion on the financial statements, but not to the extent necessary to opine on the effectiveness of the District's internal control. Accordingly, we have not opined on it.

A *deficiency in internal control* exists when the design or operation of a control does not allow management or employees, when performing their assigned functions, to prevent, or detect and timely correct misstatements. A *material weakness* is a deficiency, or combination of internal control deficiencies resulting in a reasonable possibility that internal control will not prevent or detect and timely correct a material misstatement of the District's financial statements. A *significant deficiency* is a deficiency, or a combination of deficiencies, in internal control that is less severe than a material weakness, yet important enough to merit attention by those charged with governance.

Our consideration of internal control was for the limited purpose described in the first paragraph of this section and was not designed to identify all internal control deficiencies that might be material weaknesses or significant deficiencies. Given these limitations, we did not identify any deficiencies in internal control that we consider material weaknesses. However, unidentified material weaknesses may exist.

### ***Compliance and Other Matters***

As part of reasonably assuring whether the District's financial statements are free of material misstatement, we tested its compliance with certain provisions of laws, regulations, contracts, and grant agreements, noncompliance with which could directly and materially affect the determination of financial statement amounts. However, opining on compliance with those provisions was not an objective of our audit and accordingly, we do not express an opinion. The results of our tests disclosed no instances of noncompliance or other matters we must report under *Government Auditing Standards*.

***Purpose of this Report***

This report only describes the scope of our internal control and compliance testing and our testing results, and does not opine on the effectiveness of the District's internal control or on compliance. This report is an integral part of an audit performed under *Government Auditing Standards* in considering the District's internal control and compliance. Accordingly, this report is not suitable for any other purpose.

A handwritten signature in black ink that reads "Dave Yost". The signature is written in a cursive style with a large, looping "D" and "Y".

**Dave Yost**  
Auditor of State  
Columbus, Ohio

March 12, 2018



# Dave Yost • Auditor of State

## INDEPENDENT AUDITOR'S REPORT ON COMPLIANCE WITH REQUIREMENTS APPLICABLE TO THE MAJOR FEDERAL PROGRAM AND ON INTERNAL CONTROL OVER COMPLIANCE REQUIRED BY THE UNIFORM GUIDANCE

West Branch Local School District  
Mahoning County  
14277 Main Street  
Beloit, Ohio 44609

To the Board of Education:

### ***Report on Compliance for the Major Federal Program***

We have audited West Branch Local School District's (the District) compliance with the applicable requirements described in the U.S. Office of Management and Budget (OMB) *Compliance Supplement* that could directly and materially affect the West Branch Local School District's major federal program for the year ended June 30, 2017. The *Summary of Auditor's Results* in the accompanying schedule of findings identifies the District's major federal program.

### ***Management's Responsibility***

The District's Management is responsible for complying with federal statutes, regulations, and the terms and conditions of its federal awards applicable to its federal program.

### ***Auditor's Responsibility***

Our responsibility is to opine on the District's compliance for the District's major federal program based on our audit of the applicable compliance requirements referred to above. Our compliance audit followed auditing standards generally accepted in the United States of America; the standards for financial audits included in the Comptroller General of the United States' *Government Auditing Standards*; and the audit requirements of Title 2 U.S. *Code of Federal Regulations* Part 200, *Uniform Administrative Requirements, Cost Principles, and Audit Requirements for Federal Awards* (Uniform Guidance). These standards and the Uniform Guidance require us to plan and perform the audit to reasonably assure whether noncompliance with the applicable compliance requirements referred to above that could directly and materially affect a major federal program occurred. An audit includes examining, on a test basis, evidence about the District's compliance with those requirements and performing such other procedures as we considered necessary in the circumstances.

We believe our audit provides a reasonable basis for our compliance opinion on the District's major program. However, our audit does not provide a legal determination of the District's compliance.

### ***Opinion on the Major Federal Program***

In our opinion, West Branch Local School District complied, in all material respects with the compliance requirements referred to above that could directly and materially affect its major federal program for the year ended June 30, 2017.

**Report on Internal Control Over Compliance**

The District's management is responsible for establishing and maintaining effective internal control over compliance with the applicable compliance requirements referred to above. In planning and performing our compliance audit, we considered the District's internal control over compliance with the applicable requirements that could directly and materially affect a major federal program, to determine our auditing procedures appropriate for opining on each major federal program's compliance and to test and report on internal control over compliance in accordance with the Uniform Guidance, but not to the extent needed to opine on the effectiveness of internal control over compliance. Accordingly, we have not opined on the effectiveness of the District's internal control over compliance.

*A deficiency in internal control over compliance* exists when the design or operation of a control over compliance does not allow management or employees, when performing their assigned functions, to prevent, or to timely detect and correct, noncompliance with a federal program's applicable compliance requirement. *A material weakness in internal control over compliance* is a deficiency, or combination of deficiencies, in internal control over compliance, such that there is a reasonable possibility that material noncompliance with a federal program compliance requirement will not be prevented, or timely detected and corrected. *A significant deficiency in internal control over compliance* is a deficiency, or a combination of deficiencies, in internal control over compliance with federal program's applicable compliance requirement that is less severe than a material weakness in internal control over compliance, yet important enough to merit attention by those charged with governance.

Our consideration of internal control over compliance was for the limited purpose described in the first paragraph of this section and would not necessarily identify all deficiencies in internal control over compliance that might be material weaknesses or significant deficiencies. We did not identify any deficiencies in internal control over compliance that we consider to be material weaknesses. However, material weaknesses may exist that have not been identified.

This report only describes the scope of our internal control over compliance tests and the results of this testing based on Uniform Guidance requirements. Accordingly, this report is not suitable for any other purpose.



**Dave Yost**  
Auditor of State  
Columbus, Ohio

March 12, 2018



**WEST BRANCH LOCAL SCHOOL DISTRICT  
MAHONING COUNTY**

**SCHEDULE OF FINDINGS  
2 CFR § 200.515  
JUNE 30, 2017**

**1. SUMMARY OF AUDITOR'S RESULTS**

|                     |  |  |
|---------------------|--|--|
| <i>(d)(1)(i)</i>    | Type of Financial Statement Opinion  | Unmodified   |
| <i>(d)(1)(ii)</i>   | Were there any material weaknesses in internal control reported at the financial statement level (GAGAS)?      | No   |
| <i>(d)(1)(ii)</i>   | Were there any significant deficiencies in internal control reported at the financial statement level (GAGAS)? | No   |
| <i>(d)(1)(iii)</i>  | Was there any reported material noncompliance at the financial statement level (GAGAS)?                        | No   |
| <i>(d)(1)(iv)</i>   | Were there any material weaknesses in internal control reported for major federal programs?                    | No   |
| <i>(d)(1)(iv)</i>   | Were there any significant deficiencies in internal control reported for major federal programs?               | No   |
| <i>(d)(1)(v)</i>    | Type of Major Programs' Compliance Opinion   | Unmodified   |
| <i>(d)(1)(vi)</i>   | Are there any reportable findings under 2 CFR § 200.516(a)?  | No   |
| <i>(d)(1)(vii)</i>  | Major Programs (list):   | Special Education Cluster (CFDA # 84.027 & 84.173) |
| <i>(d)(1)(viii)</i> | Dollar Threshold: Type A/B Programs  | Type A: > \$750,000<br>Type B: all others          |
| <i>(d)(1)(ix)</i>   | Low Risk Auditee under 2 CFR §200.520?   | Yes  |

**2. FINDINGS RELATED TO THE FINANCIAL STATEMENTS  
REQUIRED TO BE REPORTED IN ACCORDANCE WITH GAGAS**

None

**3. FINDINGS AND QUESTIONED COSTS FOR FEDERAL AWARDS**

None

**This page intentionally left blank.**



# Dave Yost • Auditor of State

**WEST BRANCH LOCAL SCHOOL DISTRICT**

**MAHONING COUNTY**

**CLERK'S CERTIFICATION**

**This is a true and correct copy of the report which is required to be filed in the Office of the Auditor of State pursuant to Section 117.26, Revised Code, and which is filed in Columbus, Ohio.**

*Susan Babbitt*

**CLERK OF THE BUREAU**

**CERTIFIED  
MARCH 29, 2018**