

CITY OF WHITEHALL, OHIO
COMPREHENSIVE ANNUAL FINANCIAL REPORT
FOR THE YEAR ENDED
DECEMBER 31, 2018



City of
WHITEHALL
Opportunity is Here

DAN MILLER, CITY AUDITOR



88 East Broad Street
Columbus, Ohio 43215
IPARReport@ohioauditor.gov
(800) 282-0370

City Council
City of Whitehall
360 S. Yearling Road
Whitehall, Ohio 43213

We have reviewed the *Independent Auditor's Report* of the City of Whitehall, Franklin County, prepared by Julian & Grube, Inc., for the audit period January 1, 2018 through December 31, 2018. Based upon this review, we have accepted these reports in lieu of the audit required by Section 117.11, Revised Code. The Auditor of State did not audit the accompanying financial statements and, accordingly, we are unable to express, and do not express an opinion on them.

Our review was made in reference to the applicable sections of legislative criteria, as reflected by the Ohio Constitution, and the Revised Code, policies, procedures and guidelines of the Auditor of State, regulations and grant requirements. The City of Whitehall is responsible for compliance with these laws and regulations

Keith Faber
Auditor of State
Columbus, Ohio

July 25, 2019

This page intentionally left blank.

CITY OF WHITEHALL, OHIO
COMPREHENSIVE ANNUAL FINANCIAL REPORT
FOR THE YEAR ENDED DECEMBER 31, 2018

DAN MILLER
AUDITOR

PREPARED BY THE CITY FINANCE DEPARTMENT

INTRODUCTORY SECTION

THIS PAGE IS INTENTIONALLY LEFT BLANK

CITY OF WHITEHALL, OHIO
COMPREHENSIVE ANNUAL FINANCIAL REPORT
FOR THE YEAR ENDED DECEMBER 31, 2018

TABLE OF CONTENTS

I. INTRODUCTORY SECTION

Table of Contents	i-iv
Letter of Transmittal.....	v-ix
Organizational Chart	x
List of Elected and Appointed Officials.....	xi
Certificate of Achievement for Excellence in Financial Reporting.....	xii

II. FINANCIAL SECTION

Independent Auditor’s Report	1-2
Management’s Discussion and Analysis	3-16
Basic Financial Statements:	
Government-Wide Financial Statements:	
Statement of Net Position	18
Statement of Activities.....	19
Fund Financial Statements:	
Balance Sheet - Governmental Funds	20
Reconciliation of Total Governmental Fund Balances to Net Position of Governmental Activities	21
Statement of Revenues, Expenditures and Changes in Fund Balances - Governmental Funds.....	22
Reconciliation of the Statement of Revenues, Expenditures and Changes in Fund Balances of Governmental Funds to the Statement of Activities.....	23
Statement of Revenues, Expenditures and Changes in Fund Balance - Budget and Actual (Non-GAAP Budgetary Basis): General Fund.....	24
Statement of Revenues, Expenditures and Changes in Fund Balance - Budget and Actual (Non-GAAP Budgetary Basis): TIF Fund	25
Statement of Fiduciary Assets and Liabilities - Agency Funds.....	26
Notes to the Basic Financial Statements.....	27-80
Required Supplementary Information:	
Schedule of the City’s Proportionate Share of the Net Pension Liability/Net Pension Asset - OPERS - Last Five Years	82
Schedule of the City’s Proportionate Share of the Net Pension Liability - OP&F - Last Five Years	83

II. FINANCIAL SECTION - (Continued)

Schedule of City Pension Contributions - OPERS - Last Ten Years	84-85
Schedule of City Pension Contributions - OP&F - Last Ten Years	86-87
Schedule of the City's Proportionate Share of the Net OPEB	
Liability - OPERS - Last Two Years	88
Schedule of the City's Proportionate Share of the Net OPEB	
Liability - OP&F - Last Two Years	89
Schedule of City OPEB Contributions - OPERS - Last Ten Years.....	90-91
Schedule of City OPEB Contributions - OP&F - Last Ten Years.....	92-93
Notes to the Required Supplementary Information	94
 Combining Statements and Individual Fund Schedules for Governmental Funds:	
Fund Descriptions - Governmental Funds.....	96-99
 Major Funds:	
Individual Fund Schedules of Revenues, Expenditures and Changes in Fund Balance - Budget and Actual (Non-GAAP Budgetary Basis) - Major Funds:	
General Fund.....	100-102
TIF Fund	103
 Combining Statements - Nonmajor Governmental Funds:	
Combining Balance Sheet - Nonmajor Governmental Funds	104
Combining Statement of Revenues, Expenditures and Changes in Fund Balances - Nonmajor Governmental Funds	105
 Special Revenue Funds:	
Combining Balance Sheet - Nonmajor Special Revenue Funds	106-109
Combining Statement of Revenues, Expenditures and Changes in Fund Balances - Nonmajor Special Revenue Funds	110-114
 Individual Fund Schedules of Revenues, Expenditures and Changes in Fund Balance - Budget and Actual (Non-GAAP Budgetary Basis) - Nonmajor Special Revenue Funds:	
Street Maintenance and Repair Fund	115
FEMA Pre Disaster Mitigation Fund	116
State Highway Fund.....	117
Law Enforcement Trust Fund	118
Department of Justice Forfeiture Fund.....	119
Mandatory Drug Fine Fund.....	120
Police Training Reimbursement Fund.....	121
OMVI Enforcement/Education Fund.....	122
AEP Grant Fund.....	123
Bulletproof Vests Grant Fund	124
Clean Ohio Grant Fund	125
Mayor's Court Computer Fund	126
Clerk of Court Computer Fund	127
Hotel/Motel Tax Fund.....	128
Department of Treasury Forfeiture Fund	129
Bulletproof Vests Grant Program Fund	130
Indigent Driver Interlock / Alcohol Monitoring Fund	131
Safe Parks Grant Fund	132
Park Ranger Grant Fund	133
Parks Revitalization Grant Fund	134

II. FINANCIAL SECTION - (Continued)

Individual Fund Schedules of Revenues, Expenditures and Changes in Fund Balance -
Budget and Actual (Non-GAAP Budgetary Basis) - Nonmajor Special Revenue Funds (continued):

JAG Grants Fund	135
Temporary Assistance for Needy Families Fund	136
Diversion Alternative-Project Opioid Grant Fund	137
Tax Incentive Program Fund.....	138
Accrued Benefits Fund.....	139
Unclaimed Monies Fund.....	140
Self Funded Insurance Trust Fund	141
Recreation Trust Fund.....	142
Economic Development Fund.....	143

Debt Service Funds:

Individual Fund Schedule of Revenues, Expenditures and Changes in Fund
Balance - Budget and Actual (Non-GAAP Budgetary Basis) - Nonmajor Debt Service Fund:

Debt Service Fund.....	145
------------------------	-----

Capital Projects Fund:

Combining Balance Sheet - Nonmajor Capital Projects Funds.....	146-149
--	---------

Combining Statement of Revenues, Expenditures and Changes in Fund Balances - Nonmajor Capital Projects Funds.....	150-153
--	---------

Individual Fund Schedule of Revenues, Expenditures and Changes in Fund
Balance - Budget and Actual (Non-GAAP Budgetary Basis) - Nonmajor Capital Projects Funds:

Fire Department New Equipment Fund	154
Medical Supply Fund.....	155
Water and Sewer Mandate Fund	156
Signal Improvements Fund	157
OPWC – Issue 2 Fund.....	158
Capital Projects Fund.....	159
Capital Improvement Fund	160
CERR Transfer Fund	161
FRM Transfer Fund	162
Technology Fund	163
COE Stormshed Fund	164
Community Development Trust Fund.....	165
Streetscape Project Fund.....	166
Recreation Bond Fund	167
N. Hamilton Road OPWC – Issue 2 Fund	168
Life Cycle Replacement Fund.....	169
Franklin County Infrastructure Bank Fund	170
Mechanical Upgrades Fund.....	171
Etna Road Improvements Fund.....	172

Agency Fund:

Fund Description - Fiduciary Funds.....	173
Statement of Changes in Assets and Liabilities - Agency Funds	174-176

III. STATISTICAL SECTION

Table of Contents	177
Net Position by Component - Last Ten Years.....	178-179

III. STATISTICAL SECTION - (Continued)

Changes in Net Position - Last Ten Years.....	180-183
Fund Balances, Governmental Funds - Last Ten Years	184-185
Changes in Fund Balances, Governmental Funds - Last Ten Years	186-187
Income Tax Revenues by Source - Last Ten Years	188-189
Income Tax Rates and Allocation by Fund - Last Ten Years	190-191
Ratios of Outstanding Debt by Type - Last Ten Years	192-193
Ratios of General Bonded Debt Outstanding - Last Ten Years.....	194-195
Direct and Overlapping Governmental Activities Debt - as of December 31, 2018	197
Legal Debt Margin - Last Ten Years.....	198-199
Pledged Revenue Coverage – Non-Tax Revenue Bonds - Last Three Years	200
Demographic and Economic Statistics - Last Ten Years	201
Principal Income Taxpayers – Withholding Accounts - Current Year and Nine Years Ago	202
Full-Time Equivalent Position by Function/Division - Last Ten Years	203
Operating Indicators by Function/Program - Last Ten Years	204-205
Capital Asset Statistics by Function/Program - Last Ten Years.....	206-207



June 27, 2019

Honorable Mayor Kim Maggard
Members of City Council
Citizens of Whitehall, Ohio

Transmittal Letter

I am pleased to submit the Comprehensive Annual Financial Report (CAFR) for the City of Whitehall, Ohio (the City) for the year ended December 31, 2018. The CAFR is the official report of the City's operations and financial position for the year, and has been developed for the benefit of Whitehall residents and elected officials, investment banks, underwriters, and all other interested parties. The financial statements are presented in conformity with accounting principles generally accepted in the United States of America (GAAP) as set forth by the Governmental Accounting Standards Board (GASB).

The CAFR consists of management's representations concerning the finances of the City. Consequently, management assumes full responsibility for the completeness and reliability of all the information presented in this report. To provide a reasonable basis for these representations, the management of the City has established a comprehensive internal control framework that is designed both to protect the government's assets from loss, theft, or misuse and to compile sufficient reliable information for the preparation of the City's financial statements in conformity with GAAP. Because the cost of internal controls should not outweigh their benefits, the City's comprehensive framework of internal controls has been designed to provide reasonable, rather than absolute, assurance that the financial statements will be free from material misstatement. As management, we assert that to the best of our knowledge and belief, this financial report is complete and reliable in all material respects.

The City is required by state law to have an annual audit performed by the Auditor of State's office or an independent public accounting firm, if permitted by the Auditor of State. Julian & Grube, Inc. performed the audit for the year ended December 31, 2018. The City continues to receive an unmodified opinion. The Independent Accountant's Report on the City's financial statements is included in the Financial Section of this report.

As part of the City's independent audit, tests are made to determine the adequacy of the internal control structure, as well as to determine that the City has complied with applicable laws and regulations. The results of the City's independent audit for the year ended December 31, 2018 provided no instances of material weaknesses in the internal control structure or significant violations of applicable laws and regulations.

GAAP requires that management provide a narrative introduction, overview, and analysis to accompany the basic financial statements in the form of a Management's Discussion and Analysis (MD&A). This letter of transmittal is designed to complement the MD&A and should be read in conjunction with it. The MD&A can be found immediately following the Independent Accountant's Report.

Profile of the Government

Organized in 1947 the City of Whitehall gets its name from the Ye Olde White Hall Tavern which was an overnight stagecoach stop on the newly established National Road. The house and the land were purchased and parceled out in the early 1900's and make up the western portion of Whitehall.

Today, the City of approximately 19,657 residents is a first ring suburb of the City of Columbus. It is home to the Defense Supply Center Columbus (DSCC), built in 1918 and the largest employer in the City.

The City is a home-rule municipal corporation operating under the laws of the State of Ohio. The City's charter was adopted in its original form on November 8, 1966 and provides for a "Mayor-Council" form of government. The laws of the State of Ohio prevail when conflicts exist between the charter and the State constitution and in matters where the charter is silent. The charter can only be amended by a majority vote of the City's registered voters.

The Mayor is elected to a four year term that begins on the first day of January following the election. According to the charter, the Mayor is the chief executive officer of the City and is responsible to the electors for enforcement of all laws and ordinances. The Mayor appoints an Administrative Assistant, Service Director, Safety Director, Information Technology Director, Economic Development Director, Community Affairs Coordinator and members of various boards and commissions. The Mayor also appoints a Human Resources Director with the advice and consent of the Human Resources Commission. The other elected officials are the City Auditor, City Treasurer and City Attorney, each elected to a four year term.

Legislative authority is vested in a seven-member Council, three of whom are elected at-large and four from existing wards. Ward Council and at-large Council members are elected to staggered four year terms with terms beginning in even years on the first day of January following the election. The Council enacts legislation in the form of ordinances and resolutions relative to City services, appropriating and borrowing monies, and other municipal purposes. The President of Council is elected at-large to a four year term. The President presides over all Council meetings, renders a vote only in case of a tie, and serves as the acting Mayor when the Mayor is absent or for any reason unable to perform the duties of the office.

The City reporting entity is defined by GASB and includes all funds and departments of the City. Component units are legally separate organizations for which the City is financially accountable. The City is financially accountable for an organization if the City appoints a voting majority of the organization's governing board and (1) the City is able to significantly influence the programs or services performed or provided by the organization; or (2) the City is legally entitled to or can otherwise access the organization's resources; or (3) the City is legally obligated or has otherwise assumed the responsibility to finance the deficits of, or provide financial support to the organization; or (4) the City is obligated for the debt of the organization. Component units may also include organizations for which the City approves the budgets, the issuance of debt or the levying of taxes or whose relationship with the City is such that to exclude their activity would be misleading. Based on these criteria, the City has no component units.

Certain organizations, although sharing some degree of name similarity with the City, are separate and distinct entities, not only from the City but also from each other. The City is not financially accountable for these entities. Because of their independent nature, none of these organizations' financial statements are included in this report. Based on these criteria, the Whitehall Community Improvement Corporation (WCIC) has been excluded because the City is not financially accountable for them nor is the entity fiscally dependent on the City.

Ohio Revised Code requires Council to adopt an annual budget which serves as the foundation for the City's financial planning and control. Appropriations for the operation of various City departments are established through the passage of an ordinance by City Council. Budgetary control is facilitated through the maintenance of an encumbrance system for purchase orders, and through the use of the City's automated financial system. The council is required to hold public hearings on the proposed budget and to adopt the budget by no later than December 31, the close of the City's fiscal year.

The appropriated budget is prepared by fund, (e.g., general fund), department (e.g., police) and line item (e.g., personal services). The City Council may pass supplemental appropriations at any time by ordinance. Budget to actual comparisons are provided in this report for each individual governmental fund for which an appropriated annual budget has been adopted. The general fund and the TIF fund, a major special revenue fund, are presented in the basic financial statements. For governmental funds, other than the general fund and the major special revenue fund with appropriated annual budgets, this comparison is presented in the governmental fund subsection of this report.

The City provides a full range of municipal services including police, fire, and emergency medical services; street maintenance; parks and recreation; planning and zoning; a municipal court; and general administrative services.

Factors Affecting Financial Condition

The information presented in the financial statements is perhaps best understood when it is considered from the broader perspective of the specific environment within which the City operates.

Local Economy – Whitehall has seen a growth in revenues due to continuous economic growth. 2019 looks to be a promising year for Whitehall. The Commons at Royal Landing have been demolished to make way for Norton Crossing. A 23 acre mixed use development at the corner of Broad Street and Hamilton Road.

Heartland Bank have moved into their new corporate headquarters at the north entrance to Whitehall on Hamilton Road.

A second 260,000 SF building has been built at the Air South & Tech Park and is fully occupied. This development plan also includes an office/medical facility at the corner of Poth Road and Hamilton Road.

Long Term Financial Planning—Whitehall continues to be financially impacted by a consent decree with the Ohio Environmental Protection Agency (OEPA) to reduce sanitary sewer overflows and water in basements. The City’s sewer lines, most of which are over fifty years old, are prone to inflow and infiltration especially during significant rainfall events and this inflow and infiltration occasionally overwhelms the capacity of the sanitary sewer system. Under the OEPA decree, the City is expected to spend \$2.58 million over fifteen years commencing in 2015 to correct problem areas that were discovered during the inspection phase of the Director’s Final Findings and Orders (DFFO).

Outstanding general obligation bonds total \$3,300,000 dollars. The Street Scape bond accounts for \$1,115,000, is a GO bond that is reimbursed from TIF funds and will be retired in 2028. The Recreation Center bond accounts for \$2,185,000, is a GO bond and will be retired in 2030. The non-tax revenue bond accounts for \$3,630,000, is paid from TIF funds and will be retired in 2031. In 2018 the City issued \$9,620,000 in Special Obligation Nontax Revenue Notes and \$700,000 in Judgement Notes.

Awards and Acknowledgements

The City of Whitehall, Ohio was awarded the Ohio Auditor of State Award for excellence in financial reporting for the year ending December 31, 2012, and December 31, 2016. The Ohio Auditor of State Award for excellence in financial reporting with Distinction for exemplary financial reporting in accordance with Generally Accepted Accounting Principles (GAAP) for the years ending December 31, 2014, December 31, 2015 and December 31, 2017.

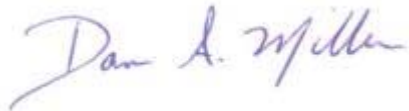
The Government Finance Officers Association of the United States and Canada (GFOA) awarded a Certificate of Achievement for Excellence in Financial Reporting to City of Whitehall, Ohio for its comprehensive annual financial report for the fiscal year ended December 31, 2017. This was the 5th consecutive year that the government has achieved this prestigious award. In order to be awarded a Certificate of Achievement, a government must publish an easily readable and efficiently organized comprehensive annual financial report. This report must satisfy both generally accepted accounting principles and applicable legal requirements.

A Certificate of Achievement is valid for a period of one year only. We believe that our current comprehensive annual financial report continues to meet the Certificate of Achievement Program's requirements and we are submitting it to the GFOA to determine its eligibility for another certificate.

I would like to express my appreciation to the employees of the Whitehall Auditor's office for maintaining the accounting records of the City on an accurate and timely basis and for their professionalism throughout the year.

I would also like to thank the Mayor and Members of Council for their ongoing support of excellence in financial reporting and disclosure, and to Julian & Grube, Inc. for their assistance with the preparation of this CAFR.

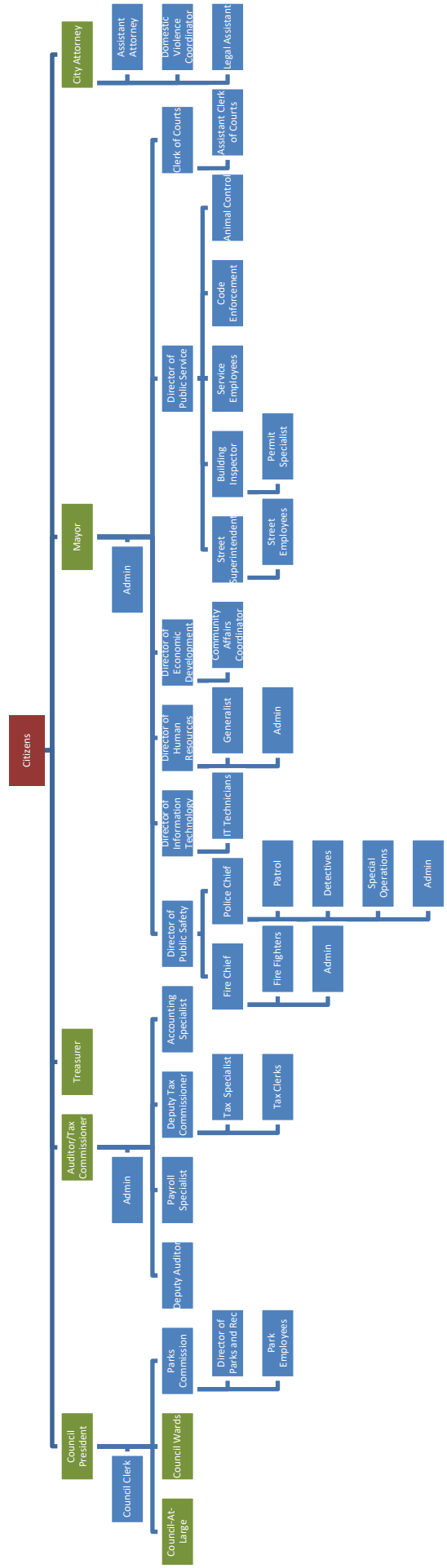
Respectfully submitted,

A handwritten signature in blue ink that reads "Dan A. Miller". The signature is written in a cursive, flowing style.

Dan Miller
Auditor and Tax Commissioner



Organizational Chart



Elected

CITY OF WHITEHALL, OHIO
LIST OF ELECTED AND APPOINTED OFFICIALS
AS OF DECEMBER 31, 2018

Elected Officials

Mayor	Kim Maggard
City Council:	
President	Jim Graham
At-Large	Robert Bailey
At-Large	Wes Kantor
At-Large	Karen Conison
1 st Ward	Chris Rodriguez
2 nd Ward	Joanna Heck
3 rd Ward	Larry Morrison
4 th Ward	Lori Elmore
City Auditor	Dan Miller
City Attorney	Michael Bivens
City Treasurer	Steve Quincel

Appointed Officials

Director of Public Service	Zachary Woodruff
Director of Public Safety	Van Gregg
Director of Economic Development	Zachary Woodruff
Director of Human Resources	Ann Lund
Director of Information Technology	Bret Henninger
Director of Parks & Recreation	Shannon Sorrell



Government Finance Officers Association

**Certificate of
Achievement
for Excellence
in Financial
Reporting**

Presented to

**City of Whitehall
Ohio**

For its Comprehensive Annual
Financial Report
for the Fiscal Year Ended

December 31, 2017

Christopher P. Morrill

Executive Director/CEO

FINANCIAL SECTION

THIS PAGE IS INTENTIONALLY LEFT BLANK



Julian & Grube, Inc.

Serving Ohio Local Governments

333 County Line Rd. West, Westerville, OH 43082 Phone: 614.846.1899 Fax: 614.846.2799

Independent Auditor's Report

City of Whitehall
Franklin County
360 S. Yearling Road
Whitehall, Ohio 43213

To the Members of Council and Mayor:

Report on the Financial Statements

We have audited the accompanying financial statements of the governmental activities, each major fund, and the aggregate remaining fund information of the City of Whitehall, Franklin County, Ohio, as of and for the year ended December 31, 2018, and the related notes to the financial statements, which collectively comprise the City of Whitehall's basic financial statements as listed in the table of contents.

Management's Responsibility for the Financial Statements

Management is responsible for preparing and fairly presenting these financial statements in accordance with accounting principles generally accepted in the United States of America; this includes designing, implementing, and maintaining internal control relevant to preparing and fairly presenting financial statements that are free from material misstatement, whether due to fraud or error.

Auditor's Responsibility

Our responsibility is to opine on these financial statements based on our audit. We audited in accordance with auditing standards generally accepted in the United States of America and the financial audit standards in the Comptroller General of the United States' *Government Auditing Standards*. Those standards require us to plan and perform the audit to reasonably assure the financial statements are free from material misstatement.

An audit requires obtaining evidence about financial statement amounts and disclosures. The procedures selected depend on our judgment, including assessing the risks of material financial statement misstatement, whether due to fraud or error. In assessing those risks, we consider internal control relevant to the City of Whitehall's preparation and fair presentation of the financial statements in order to design audit procedures that are appropriate in the circumstances, but not to the extent needed to opine on the effectiveness of the City of Whitehall's internal control. Accordingly, we express no such opinion. An audit also includes evaluating the appropriateness of management's accounting policies and the reasonableness of their significant accounting estimates, as well as our evaluation of the overall financial statement presentation.

We believe the audit evidence we obtained is sufficient and appropriate to support our audit opinions.

Opinion

In our opinion, the financial statements referred to above present fairly, in all material respects, the respective financial position of the governmental activities, each major fund, and the aggregate remaining fund information of the City of Whitehall, Franklin County, Ohio, as of December 31, 2018, and the respective changes in financial position thereof and the respective budgetary comparisons for the General and TIF funds thereof for the year then ended in accordance with the accounting principles generally accepted in the United States of America.

Emphasis of Matter

As discussed in Note 3 to the financial statements, during 2018, the City of Whitehall adopted new accounting guidance in Governmental Accounting Standards Board (GASB) Statement No. 75, *Accounting and Financial Reporting for Postemployment Benefits Other Than Pensions*. We did not modify our opinion regarding this matter.

Other Matters

Required Supplementary Information

Accounting principles generally accepted in the United States of America require this presentation to include *management's discussion and analysis* and schedules of net pension assets, net pension and other post-employment benefit liabilities and pension and other post-employment benefit contributions listed in the table of contents, to supplement the basic financial statements. Although this information is not part of the basic financial statements, the Governmental Accounting Standards Board considers it essential for placing the basic financial statements in an appropriate operational, economic, or historical context. We applied certain limited procedures to the required supplementary information in accordance with auditing standards generally accepted in the United States of America, consisting of inquiries of management about the methods of preparing the information and comparing the information for consistency with management's responses to our inquiries, to the basic financial statements, and other knowledge we obtained during our audit of the basic financial statements. We do not opine or provide any assurance on the information because the limited procedures do not provide us with sufficient evidence to opine or provide any other assurance.

Supplementary and Other Information

Our audit was conducted to opine on the City of Whitehall's basic financial statements taken as a whole.

The introductory section, the financial section's combining statements, individual fund statements and schedules and the statistical section information present additional analysis and are not a required part of the basic financial statements.

The statements and schedules are management's responsibility, and derive from and relate directly to the underlying accounting and other records used to prepare the basic financial statements. We subjected this information to the auditing procedures we applied to the basic financial statements. We also applied certain additional procedures, including comparing and reconciling this information directly to the underlying accounting and other records used to prepare the basic financial statements or to the basic financial statements themselves in accordance with auditing standards generally accepted in the United States of America. In our opinion, this information is fairly stated in all material respects in relation to the basic financial statements taken as a whole.

We did not subject the introductory section and statistical section information to the auditing procedures applied in the audit of the basic financial statements and, accordingly, we express no opinion or any other assurance on them.

Other Reporting Required by Government Auditing Standards

In accordance with *Government Auditing Standards*, we have also issued our report dated June 27, 2019, on our consideration of the City of Whitehall's internal control over financial reporting and our tests of its compliance with certain provisions of laws, regulations, contracts and grant agreements and other matters. That report describes the scope of our internal control testing over financial reporting and compliance, and the results of that testing, and does not opine on internal control over financial reporting or on compliance. That report is an integral part of an audit performed in accordance with *Government Auditing Standards* in considering the City of Whitehall's internal control over financial reporting and compliance.

Julian & Grube, Inc.

Julian & Grube, Inc.
June 27, 2019

**CITY OF WHITEHALL
FRANKLIN COUNTY, OHIO**

**MANAGEMENT'S DISCUSSION AND ANALYSIS
FOR THE YEAR ENDED DECEMBER 31, 2018
(UNAUDITED)**

The management's discussion and analysis of the City of Whitehall's (the "City") financial performance provides an overall review of the City's financial activities for the year ended December 31, 2018. The intent of this discussion and analysis is to look at the City's financial performance as a whole; readers should also review the basic financial statements and the notes to the basic financial statements to enhance their understanding of the City's financial performance.

Financial Highlights

Key financial highlights for 2018 are as follows:

- The total net position of the City decreased \$7,757,940 or 122.05% from 2017's restated net position.
- General revenues accounted for \$30,674,303 or 87.58% of total governmental activities revenue. Program specific revenues accounted for \$4,350,872 or 12.42% of total governmental activities revenue.
- The City had \$38,108,115 in expenses related to governmental activities; \$4,350,872 of these expenses was offset by program specific charges for services, grants or contributions. The remaining expenses of the governmental activities were offset by general revenues (primarily miscellaneous revenues, property taxes, payment in lieu of taxes, income taxes and unrestricted grants and entitlements) of \$30,674,303
- The general fund had revenues and other financing sources of \$30,266,465 in 2018. The expenditures and other financing uses of the general fund totaled \$38,819,502 in 2018. The net decrease in fund balance for the general fund was \$8,553,037 or 55.62%.
- The TIF fund had revenues of \$988,803 in 2018. The expenditures and other financing uses of the TIF fund totaled \$548,397 in 2018. The net increase in fund balance for the TIF fund was \$440,406 or 19.02%.
- In the general fund, the actual revenues and other financing sources of \$41,140,737 were lower than the final budget of \$43,238,538. Actual expenditures and other financing uses of \$35,499,262 were lower than the amount in the final budget of \$37,239,293. Budgeted revenues and other financing sources increased \$11,269,894 from the original to the final budget while budgeted expenditures and other financing uses increased \$4,424,978.

Using this Annual Financial Report

This annual report consists of a series of financial statements and notes to these statements. These statements are organized so the reader can understand the City as a financial whole, an entire operating entity. The statements then proceed to provide an increasingly detailed look at specific financial activities.

The statement of net position and statement of activities provide information about the activities of the City as a whole, presenting both an aggregate view of the City's finances and a longer-term view of those finances. Fund financial statements provide the next level of detail. For governmental funds, these statements tell how services were financed in the short-term as well as what remains for future spending. The fund financial statements also look at the City's most significant funds with all other nonmajor funds presented in total in one column.

**CITY OF WHITEHALL
FRANKLIN COUNTY, OHIO**

MANAGEMENT'S DISCUSSION AND ANALYSIS
FOR THE YEAR ENDED DECEMBER 31, 2018
(UNAUDITED)

Reporting the City as a Whole

Statement of Net Position and the Statement of Activities

While this document contains a large number of funds used by the City to provide programs and activities, the view of the City as a whole looks at all financial transactions and asks the question, "How did the City perform financially during 2018?" The statement of net position and the statement of activities answer this question. These statements include all assets, deferred outflows, liabilities, deferred inflows, revenues and expenses using the accrual basis of accounting similar to the accounting used by most private-sector companies. This basis of accounting will take into account all of the current year's revenues and expenses regardless of when cash is received or paid.

These two statements report the City's net position and changes in net position. This change in net position is important because it tells the reader that, for the City as a whole, the financial position of the City has improved or diminished. The causes of this change may be the result of many factors, some financial, some not. Non-financial factors include the City's property tax base, current property tax laws in Ohio restricting revenue growth, facility conditions, required community programs and other factors.

In the statement of net position and the statement of activities, the governmental activities include the City's programs and services, including police, fire and rescue, street maintenance, capital improvements and general administration. These services are funded primarily by property and municipal income taxes, payments in lieu of taxes, and intergovernmental revenues including federal and state grants and other shared revenues.

Reporting the City's Most Significant Funds

Fund Financial Statements

A fund is a grouping of related accounts that is used to maintain control over resources that have been segregated for specific activities or objectives. The City, like other state and local governments, uses fund accounting to ensure and demonstrate compliance with finance-related legal requirements. All of the funds of the City can be divided into two categories: governmental funds and fiduciary funds.

Fund financial reports provide detailed information about the City's major funds. The City uses many funds to account for a multitude of financial transactions. However, these fund financial statements focus on the City's most significant funds.

Governmental Funds

Governmental funds are used to account for essentially the same functions reported as governmental activities in the government-wide financial statements. However, unlike the government-wide financial statements, governmental fund financial statements focus on near-term inflows and outflows of spendable resources, as well as on balances of spendable resources available at the end of the fiscal year. Such information may be useful in evaluating a government's near-term financing requirements.

Because the focus of the governmental funds is narrower than that of the government-wide financial statements, it is useful to compare the information presented for governmental funds with similar information presented for governmental activities in the government-wide financial statements. By doing so, the readers may better understand the long-term impact of the government's near-term financing decisions. Both the governmental fund balance sheet and the governmental fund statement of revenues, expenditures, and changes in fund balances provide a reconciliation to facilitate this comparison between governmental funds and governmental activities.

**CITY OF WHITEHALL
FRANKLIN COUNTY, OHIO**

MANAGEMENT'S DISCUSSION AND ANALYSIS
FOR THE YEAR ENDED DECEMBER 31, 2018
(UNAUDITED)

The City maintains a multitude of individual governmental funds. The City has segregated these funds into major funds and nonmajor funds. The City's major governmental funds are the general fund and the TIF fund. Information for major funds is presented separately in the governmental fund balance sheet and in the governmental statement of revenues, expenditures, and changes in fund balances. Data from the other governmental funds are combined into a single, aggregated presentation.

Fiduciary Funds

Fiduciary funds are used to account for resources held for the benefit of parties outside the City. Fiduciary funds are not reflected in the government-wide financial statement because the resources of those funds are not available to support the City's own programs. The accounting used for fiduciary funds is much like that used for proprietary funds. Agency funds are the City's only fiduciary fund type.

Notes to the Basic Financial Statements

The notes provide additional information that is essential to a full understanding of the data provided in the government-wide and fund financial statements.

Required Supplementary Information

In addition to the basic financial statements and accompanying notes, this report also presents certain required supplementary information concerning the City's net pension liability and net OPEB liability.

THIS SPACE INTENTIONALLY LEFT BLANK

**CITY OF WHITEHALL
FRANKLIN COUNTY, OHIO**

MANAGEMENT'S DISCUSSION AND ANALYSIS
FOR THE YEAR ENDED DECEMBER 31, 2018
(UNAUDITED)

Government-Wide Financial Analysis

The table below provides a summary of the City's assets, deferred inflows of resources, liabilities, deferred outflows of resources and net position at December 31, 2018 and 2017. The net position at December 31, 2017 has been restated as described in Note 3.

	Net Position	
		(Restated)
	Governmental Activities 2018	Governmental Activities 2017
<u>Assets</u>		
Current and other assets	\$ 34,745,814	\$ 32,339,635
Capital assets	<u>40,622,767</u>	<u>37,291,507</u>
Total assets	<u>75,368,581</u>	<u>69,631,142</u>
<u>Deferred Outflows</u>		
Pension	6,070,768	8,607,439
OPEB	<u>2,610,324</u>	<u>115,868</u>
Total deferred outflows	<u>8,681,092</u>	<u>8,723,307</u>
<u>Liabilities</u>		
Current liabilities	11,917,700	1,570,579
Long-term liabilities:	12,630,040	12,821,105
Net pension liability	30,159,569	33,523,791
Net OPEB liability	<u>26,472,037</u>	<u>22,598,173</u>
Total liabilities	<u>81,179,346</u>	<u>70,513,648</u>
<u>Deferred Inflows</u>		
Property taxes levied for the next fiscal year	338,146	299,663
Payments in lieu of taxes levied for the next fiscal year	992,706	1,079,831
Pension	2,143,488	105,079
OPEB	<u>797,699</u>	<u>-</u>
Total deferred inflows	<u>4,272,039</u>	<u>1,484,573</u>
<u>Net Position</u>		
Net investment in capital assets	34,257,104	31,981,835
Restricted	5,186,248	5,588,373
Unrestricted (deficit)	<u>(40,845,064)</u>	<u>(31,213,980)</u>
Total net position	<u>\$ (1,401,712)</u>	<u>\$ 6,356,228</u>

The net pension liability (NPL) is the largest single liability reported by the City at December 31, 2018 and is reported pursuant to GASB Statement 68, "Accounting and Financial Reporting for Pensions—an Amendment of GASB Statement 27." For 2018, the City adopted GASB Statement 75, "Accounting and Financial Reporting for Postemployment Benefits Other Than Pensions," which significantly revises accounting for costs and liabilities related to other postemployment benefits (OPEB). For reasons discussed below, many end users of this financial statement will gain a clearer understanding of the District's actual financial condition by adding deferred inflows related to pension and OPEB, the net pension liability and the net OPEB liability to the reported net position and subtracting deferred outflows related to pension and OPEB.

**CITY OF WHITEHALL
FRANKLIN COUNTY, OHIO**

MANAGEMENT'S DISCUSSION AND ANALYSIS
FOR THE YEAR ENDED DECEMBER 31, 2018
(UNAUDITED)

Governmental Accounting Standards Board standards are national and apply to all government financial reports prepared in accordance with generally accepted accounting principles. Prior accounting for pensions (GASB 27) and postemployment benefits (GASB 45) focused on a funding approach. This approach limited pension and OPEB costs to contributions annually required by law, which may or may not be sufficient to fully fund each plan's *net pension liability* or *net OPEB liability*. GASB 68 and GASB 75 take an earnings approach to pension and OPEB accounting; however, the nature of Ohio's statewide pension/OPEB plans and state law governing those systems requires additional explanation in order to properly understand the information presented in these statements.

GASB 68 and GASB 75 require the net pension liability and the net OPEB liability to equal the City's proportionate share of each plan's collective:

1. Present value of estimated future pension/OPEB benefits attributable to active and inactive employees' past service.
2. Minus plan assets available to pay these benefits.

GASB notes that pension and OPEB obligations, whether funded or unfunded, are part of the "employment exchange" – that is, the employee is trading his or her labor in exchange for wages, benefits, and the promise of a future pension and other postemployment benefits. GASB noted that the unfunded portion of this promise is a present obligation of the government, part of a bargained-for benefit to the employee, and should accordingly be reported by the government as a liability since they received the benefit of the exchange. However, the City is not responsible for certain key factors affecting the balance of these liabilities. In Ohio, the employee shares the obligation of funding pension benefits with the employer. Both employer and employee contribution rates are capped by State statute. A change in these caps requires action of both Houses of the General Assembly and approval of the Governor. Benefit provisions are also determined by State statute. The Ohio Revised Code permits, but does not require, the retirement systems to provide healthcare to eligible benefit recipients. The retirement systems may allocate a portion of the employer contributions to provide for these OPEB benefits.

The employee enters the employment exchange with the knowledge that the employer's promise is limited not by contract but by law. The employer enters the exchange also knowing that there is a specific, legal limit to its contribution to the retirement system. In Ohio, there is no legal means to enforce the unfunded liability of the pension/OPEB plan *as against the public employer*. State law operates to mitigate/lessen the moral obligation of the public employer to the employee, because all parties enter the employment exchange with notice as to the law. The retirement system is responsible for the administration of the pension and OPEB plans.

Most long-term liabilities have set repayment schedules or, in the case of compensated absences (i.e. sick and vacation leave), are satisfied through paid time-off or termination payments. There is no repayment schedule for the net pension liability or the net OPEB liability. As explained above, changes in benefits, contribution rates, and return on investments affect the balance of these liabilities but are outside the control of the local government. In the event that contributions, investment returns, and other changes are insufficient to keep up with required payments, State statute does not assign/identify the responsible party for the unfunded portion. Due to the unique nature of how the net pension liability and the net OPEB liability are satisfied, these liabilities are separately identified within the long-term liability section of the statement of net position.

In accordance with GASB 68 and GASB 75, the City's statements prepared on an accrual basis of accounting include an annual pension expense and an annual OPEB expense for their proportionate share of each plan's *change* in net pension liability and net OPEB liability, respectively, not accounted for as deferred inflows/outflows.

As a result of implementing GASB 75, the City is reporting a net OPEB liability and deferred inflows/outflows of resources related to OPEB on the accrual basis of accounting. This implementation also had the effect of restating net position at December 31, 2017, from \$28,838,533 to \$6,356,228 for governmental activities.

**CITY OF WHITEHALL
FRANKLIN COUNTY, OHIO**

**MANAGEMENT'S DISCUSSION AND ANALYSIS
FOR THE YEAR ENDED DECEMBER 31, 2018
(UNAUDITED)**

Over time, net position can serve as a useful indicator of a government's financial position. At December 31, 2018, the City's assets and deferred outflows of resources did not exceeded liabilities and deferred inflows of resources by \$1,401,712.

Capital assets reported on the government-wide statements represent the largest portion of the City's net position. At year-end, capital assets represented 53.90% of total assets. Capital assets include land, construction in progress, land improvements, buildings and improvements, equipment, vehicles and infrastructure. The net investment in capital assets at December 31, 2018, was \$34,257,104 in the governmental activities. These capital assets are used to provide services to citizens and are not available for future spending.

Although the City's investment in capital assets is reported net of related debt, it should be noted that the resources to repay the debt must be provided from other sources, since capital assets may not be used to liquidate these liabilities.

A portion of the City's net position, \$5,186,248, represents resources that are subject to external restriction on how they may be used. In the governmental activities, the remaining balance is a deficit unrestricted net position of (\$40,845,064).

The following table shows the changes in net position for 2018 and 2017. The net position at December 31, 2017 has been restated as described in Note 3.

	Change in Net Position	
		(Restated)
	Governmental Activities 2018	Governmental Activities 2017
Revenues		
Program revenues:		
Charges for services	\$ 1,954,768	\$ 1,851,614
Operating grants and contributions	1,683,131	1,049,348
Capital grants and contributions	712,973	6,987,153
Total program revenues	<u>4,350,872</u>	<u>9,888,115</u>
General revenues:		
Municipal income taxes	27,069,615	24,785,718
Property taxes	356,228	284,189
Lodging taxes	49,938	72,306
Payments in lieu of taxes	988,803	740,917
Unrestricted grants and entitlements	866,112	887,039
Investment earnings	222,382	116,696
Miscellaneous	1,121,225	1,054,964
Total general revenues	<u>30,674,303</u>	<u>27,941,829</u>
Total revenues	<u>35,025,175</u>	<u>37,829,944</u>

**CITY OF WHITEHALL
FRANKLIN COUNTY, OHIO**

**MANAGEMENT'S DISCUSSION AND ANALYSIS
FOR THE YEAR ENDED DECEMBER 31, 2018
(UNAUDITED)**

	Change in Net Position	
	Governmental Activities 2018	Governmental Activities 2017
	<u>2018</u>	<u>2017</u>
Expenses		
General government	\$ 11,185,701	\$ 10,697,855
Security of persons and property	18,890,949	16,027,337
Public health and welfare	792,648	160,380
Transportation	3,470,948	3,310,323
Community environment	32,311	32,815
Leisure time activity	1,726,236	971,036
Economic development	724,459	333,154
Utility services	1,086,504	1,646,973
Interest and fiscal charges	198,359	272,869
	<u>38,108,115</u>	<u>33,452,742</u>
Total expenses		
Special item - loss on sale of asset	(4,675,000)	-
	<u>(4,675,000)</u>	<u>-</u>
Change in net position	(7,757,940)	4,377,202
	<u>(7,757,940)</u>	<u>4,377,202</u>
Net position at beginning of year (restated)	6,356,228	N/A
	<u>6,356,228</u>	<u>N/A</u>
Net position at end of year (deficit)	\$ (1,401,712)	\$ 6,356,228
	<u><u>(1,401,712)</u></u>	<u><u>6,356,228</u></u>

The information necessary to restate the 2017 beginning balances and the 2017 OPEB expense amounts for the effects of the initial implementation of GASB 75 is not available. Therefore, 2017 functional expenses still include OPEB expense of \$115,868 computed under GASB 45. GASB 45 required recognizing OPEB expense equal to the contractually required contributions to the plan. Under GASB 75, OPEB expense represents additional amounts earned, adjusted by deferred inflows/outflows. The contractually required contribution is no longer a component of OPEB expense. Under GASB 75, the 2018 statements report OPEB expense of \$2,237,787. Consequently, in order to compare 2018 total program expenses to 2017, the following adjustments are needed:

	Governmental Activities
	<u>2018</u>
Total 2018 program expenses under GASB 75	\$ 38,108,115
OPEB expense under GASB 75	(2,237,787)
2018 contractually required contributions	<u>60,680</u>
Adjusted 2018 program expenses	35,931,008
Total 2017 program expenses under GASB 45	<u>33,452,742</u>
Increase (decrease) in program expenses not related to OPEB	<u><u>\$ 2,478,266</u></u>

**CITY OF WHITEHALL
FRANKLIN COUNTY, OHIO**

MANAGEMENT'S DISCUSSION AND ANALYSIS
FOR THE YEAR ENDED DECEMBER 31, 2018
(UNAUDITED)

Governmental Activities

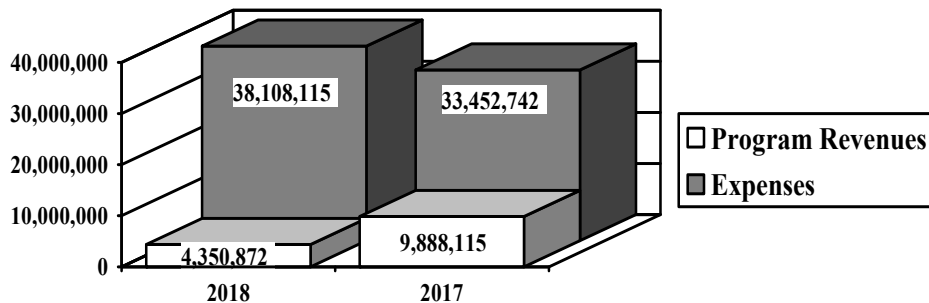
Security of persons and property, which primarily supports the operations of the police and fire departments accounted for \$18,890,949 of the total expenses of the City. These expenses were partially funded by \$831,300 in direct charges to users of the services and \$214,234 in operating grants and contributions. Transportation expenses totaled \$3,470,948. Transportation expenses were primarily funded by \$132,803 in direct charges to users of the services, \$840,157 in operating grants and contributions and \$712,973 in capital grants and contributions.

During 2018, the local state and federal government contributed to the City a total of \$2,396,104 in operating grants and contributions and capital grants and contributions. These revenues are restricted to a particular program or purpose. Of the total operating grants and contributions, \$840,157 subsidized transportation programs, \$214,234 subsidized security of persons and property programs and \$131,503 subsidized leisure time activity and \$497,237 subsidized public health and welfare. The City received \$712,973 in capital grants and contributions which includes funds from OPWC for road projects.

General revenues totaled \$30,674,303 and amounted to 87.58% of total governmental revenues in 2018. These revenues primarily consist of property and municipal income tax revenue of \$27,425,843. The other primary source of general revenues is payments in lieu of taxes, making up \$988,803.

The statement of activities shows the cost of program services and the charges for services and grants offsetting those services. The following table shows, for governmental activities, the total cost of services and the net cost of services. That is, it identifies the cost of these services supported by tax revenue and unrestricted State grants and entitlements. As can be seen in the graph below, the City is highly dependent upon property and municipal income taxes as well as miscellaneous revenues.

Governmental Activities - Program Revenues vs. Total Expenses

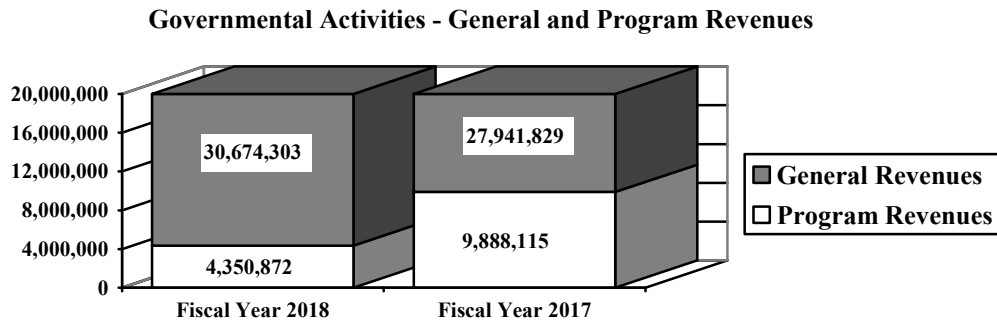


**CITY OF WHITEHALL
FRANKLIN COUNTY, OHIO**

MANAGEMENT'S DISCUSSION AND ANALYSIS
FOR THE YEAR ENDED DECEMBER 31, 2018
(UNAUDITED)

	Governmental Activities			
	2018		2017	
	Total Cost of Services	Net Cost of Services	Total Cost of Services	Net Cost of Services
Program Expenses:				
General government	\$ 11,185,701	\$ 10,333,452	\$ 10,697,855	\$ 9,869,195
Security of persons and property	18,890,949	17,845,415	16,027,337	15,118,343
Public health and welfare	792,648	295,411	160,380	160,380
Transportation	3,470,948	1,785,015	3,310,323	(4,711,013)
Community environment	32,311	32,311	32,815	32,815
Leisure time activity	1,726,236	1,456,317	971,036	841,911
Economic development	724,459	724,459	333,154	333,154
Utility services	1,086,504	1,086,504	1,646,973	1,646,973
Interest and fiscal charges	198,359	198,359	272,869	272,869
Total	\$ 38,108,115	\$ 33,757,243	\$ 33,452,742	\$ 23,564,627

The dependence upon general revenues for governmental activities is apparent, with 88.58% of expenses supported through taxes and other general revenues for 2018.



Financial Analysis of the Government's Funds

As noted earlier, the City uses fund accounting to ensure and demonstrate compliance with finance-related legal requirements.

Governmental Funds

The focus of the City's governmental funds is to provide information on near-term inflows, outflows, and balances of spendable resources. Such information is useful in assessing the City's financing requirements. In particular, unassigned fund balance may serve as a useful measure of the City's net resources available for spending at year-end.

**CITY OF WHITEHALL
FRANKLIN COUNTY, OHIO**

MANAGEMENT'S DISCUSSION AND ANALYSIS
FOR THE YEAR ENDED DECEMBER 31, 2018
(UNAUDITED)

The City's governmental funds reported a combined fund balance of \$18,214,228 which is \$8,738,837 lower than last year's total of \$26,953,065. The schedule below indicates the fund balances and the total change in fund balances as of December 31, 2018 and December 31, 2017 for all major and nonmajor governmental funds.

	Fund Balances <u>12/31/18</u>	Fund Balances <u>12/31/17</u>	<u>Change</u>
Major funds:			
General	\$ 6,823,692	\$ 15,376,729	\$ (8,553,037)
TIF	2,755,454	2,315,048	440,406
Other nonmajor governmental funds	<u>8,635,082</u>	<u>9,261,288</u>	<u>(626,206)</u>
Total	<u>\$ 18,214,228</u>	<u>\$ 26,953,065</u>	<u>\$ (8,738,837)</u>

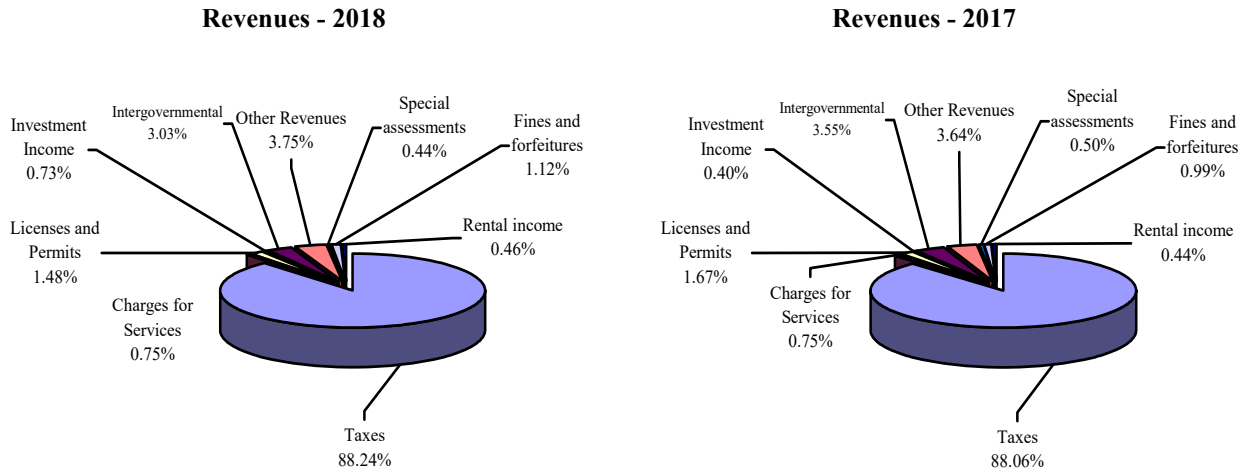
General Fund

The City's general fund balance decreased \$8,553,037. The table that follows assists in illustrating the revenues of the general fund. Tax revenues increased slightly. Income tax receipts fluctuated based on an increase in revenues received during the current year and based on estimated receivables at year end. The charges for services increased due to an increase in receipts relating to EMS services provided, accident reports/damage collections and an increase in receipts related to miscellaneous services provided. Revenues related to licenses and permits decreased mainly due to a decrease in revenues related to building permits. Revenues related to fines and forfeitures increased due to an increase in mayor's court costs and fines. Intergovernmental revenue decreased due to a decrease in revenues not received from the State and from Franklin County. Special assessment revenues decreased due to a decrease in special assessments to property owners during the year. Investment income increased due to an increase in the interest received on investments. Rental income increased due to an increase in income received from the city owned facilities. Other revenues increased due to an increase in various rebates and refunds.

	2018 <u>Amount</u>	2017 <u>Amount</u>	Amount Increase (Decrease)	Percentage Increase (Decrease)
Revenues				
Taxes	\$ 26,654,314	\$ 25,559,906	\$ 1,094,408	4.28 %
Charges for services	225,077	217,947	7,130	3.27 %
Licenses and permits	446,811	483,909	(37,098)	(7.67) %
Fines and forfeitures	337,656	286,928	50,728	17.68 %
Intergovernmental	915,096	1,030,994	(115,898)	(11.24) %
Special assessments	132,803	144,081	(11,278)	(7.83) %
Investment income	220,312	115,833	104,479	90.20 %
Rental income	138,416	127,625	10,791	8.46 %
Other	<u>1,131,775</u>	<u>1,055,464</u>	<u>76,311</u>	<u>7.23 %</u>
Total	<u>\$ 30,202,260</u>	<u>\$ 29,022,687</u>	<u>\$ 1,179,573</u>	<u>4.06 %</u>

**CITY OF WHITEHALL
FRANKLIN COUNTY, OHIO**

**MANAGEMENT'S DISCUSSION AND ANALYSIS
FOR THE YEAR ENDED DECEMBER 31, 2018
(UNAUDITED)**



The table that follows assists in illustrating the expenditures of the General Fund.

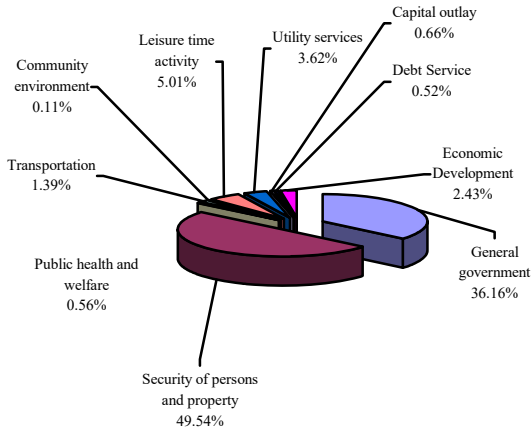
Expenditures	2018	2017	Amount	Percentage
	<u>Amount</u>	<u>Amount</u>	<u>Increase (Decrease)</u>	<u>Increase (Decrease)</u>
General government	\$ 10,254,459	\$ 9,123,731	\$ 1,130,728	12.39 %
Security of persons and property	14,421,543	13,125,873	1,295,670	9.87 %
Public health and welfare	163,254	153,439	9,815	6.40 %
Transportation	403,724	579,651	(175,927)	(30.35) %
Community environment	32,092	31,298	794	2.54 %
Leisure time activity	1,458,513	790,003	668,510	84.62 %
Economic development	706,936	283,540	423,396	149.32 %
Utility services	1,052,383	1,237,158	(184,775)	(14.94) %
Capital outlay	190,924	29,496	161,428	547.29 %
Debt service	<u>152,408</u>	<u>100,000</u>	<u>52,408</u>	52.41 %
Total	<u>\$ 28,836,236</u>	<u>\$ 25,454,189</u>	<u>\$ 3,382,047</u>	13.29 %

The increase in the general government and can be attributed primarily to an increase in expenses related to the mayor's department. The increase in security of persons and property expenditures can be attributed to an increase in police and fire expenditures. The increase in leisure time activity can be attributed to an increase in park and recreation expenditures. The increase in economic development expenditures is due to an increase in expenditures related to economic incentives and economic planning. Capital outlay expenditures increased due to an increase in property acquisitions. All other current year expenses were comparable to the prior year.

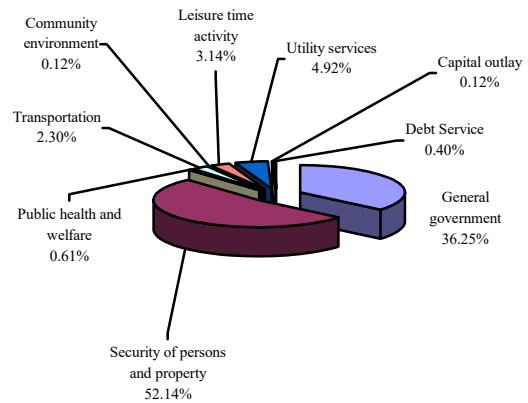
**CITY OF WHITEHALL
FRANKLIN COUNTY, OHIO**

**MANAGEMENT'S DISCUSSION AND ANALYSIS
FOR THE YEAR ENDED DECEMBER 31, 2018
(UNAUDITED)**

Expenditures - 2018



Expenditures - 2017



TIF Fund

The City's TIF fund had revenues of \$988,803 in 2018. The expenditures and other financing uses of the TIF fund totaled \$548,397 in 2018. The net increase in fund balance for the TIF fund was \$440,406 or 19.02%.

Budgeting Highlights

The City's budgeting process is prescribed by the Ohio Revised Code (ORC). Essentially the budget is the City's appropriations which are restricted by the amounts of anticipated revenues certified by the Budget Commission in accordance with the ORC. Therefore, the City's plans or desires cannot be totally reflected in the original budget. If budgeted revenues are adjusted due to actual activity then the appropriations can be adjusted accordingly.

Budgetary information is presented for the General Fund. The actual revenues and other financing sources of \$41,140,737 were lower than the final budget of \$43,238,538. Actual expenditures and other financing uses of \$35,499,262 were lower than the amount in the final budget of \$37,239,293. Budgeted revenues and other financing sources increased \$11,269,894 from the original to the final budget while budgeted expenditures and other financing uses increased \$4,424,978.

**CITY OF WHITEHALL
FRANKLIN COUNTY, OHIO**

MANAGEMENT'S DISCUSSION AND ANALYSIS
FOR THE YEAR ENDED DECEMBER 31, 2018
(UNAUDITED)

Capital Assets and Debt Administration

Capital Assets

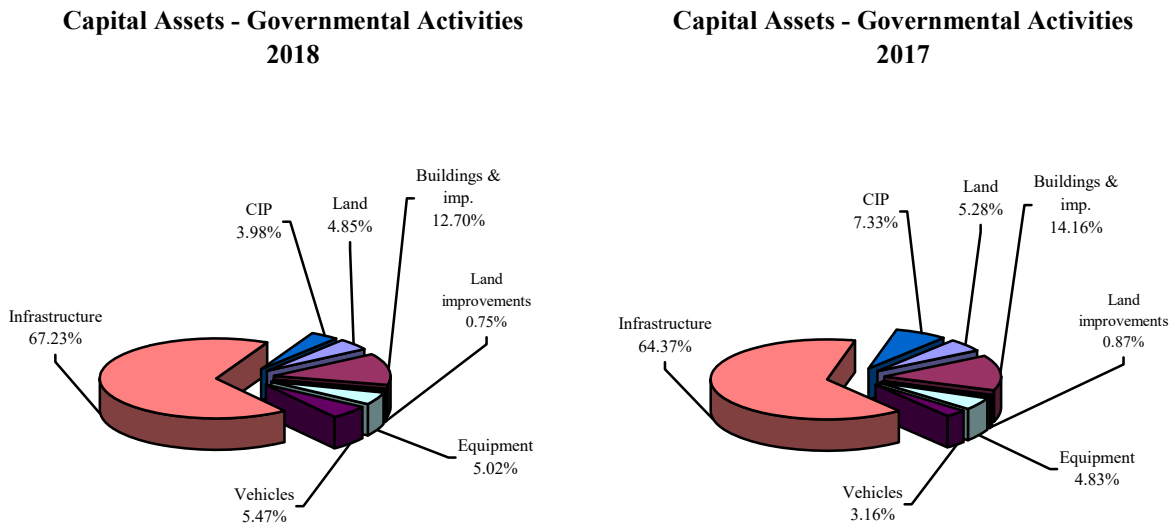
At the end of fiscal year 2018, the City had \$40,622,767 (net of accumulated depreciation) invested in land, construction in progress, land improvements, buildings and improvements, equipment, vehicles and infrastructure, which is an increase of \$3,331,260 from prior year primarily due to the City's ongoing road improvement projects.

The following table shows fiscal 2018 balances compared to 2017:

**Capital Assets at December 31
(Net of Depreciation)**

	Governmental Activities	
	<u>2018</u>	<u>2017</u>
Land	\$ 1,970,582	\$ 1,970,582
Land improvements	305,777	323,227
Buildings and improvements	5,160,824	5,282,036
Equipment	2,040,108	1,799,650
Vehicles	2,219,763	1,176,802
Infrastructure	27,308,790	24,005,509
Construction in progress	1,616,923	2,733,701
Totals	<u>\$ 40,622,767</u>	<u>\$ 37,291,507</u>

The following graphs show the breakdown of governmental capital assets by category for 2018 and 2017.



The City's largest capital asset category is infrastructure. The net book value of the City's infrastructure (cost less accumulated depreciation) represents approximately 67.23% of the City's total governmental capital assets. See Note 10 to the basic financial statements for detail on capital assets.

**CITY OF WHITEHALL
FRANKLIN COUNTY, OHIO**

MANAGEMENT'S DISCUSSION AND ANALYSIS
FOR THE YEAR ENDED DECEMBER 31, 2018
(UNAUDITED)

Debt Administration

The City had the following long-term obligations in outstanding at December 31, 2018 and 2017:

	<u>Governmental Activities</u>	
	<u>2018</u>	<u>2017</u>
General obligation bonds	\$ 3,300,000	\$ 3,540,000
Real estate purchase contract	200,000	300,000
OPWC loans	1,568,578	1,055,848
Revenue bonds	3,630,000	3,865,000
FCIB loan	434,914	492,944
Lease agreement	1,494,997	1,576,947
Capital lease obligation	<u>35,074</u>	<u>61,332</u>
Total long-term debt obligations	<u>\$ 10,663,563</u>	<u>\$ 10,892,071</u>

See Note 12 to the basic financial statements for detail on long-term obligations.

Economic Conditions and Next Year's General Fund Budget Outlook

The City of Whitehall remains strong financially. The City of Whitehall's systems of budgeting and internal controls are well regarded and the City is well prepared to meet the challenges of the future.

The City's elected and appointed officials considered many factors when setting the fiscal year 2019 budget. Most revenues are influenced by the economy. The City income tax revenue forecast, particularly, is highly influenced by economic conditions. The primary objective for the 2019 budget was to cut costs while continuing to improve service delivery to our constituents.

When considering the economic health of the City, the unassigned fund balance serves as a useful indicator of the City's net resources available for spending at year-end. At the end of 2018, the City's general fund unencumbered fund balance increased from the previous year due to economic growth.

The use of telework agreements continues to grow and has increased the amount of income tax refunds the City has had to pay out. The administration should strongly consider the effect of downward pressures on future revenue and the impact it has upon maintaining current citywide services to residents and taxpayers. In order to achieve this, administration must be committed to maintaining comprehensive efforts to reduce costs and maximize efficiency.

In order to meet the challenges of 2019, a strong and balanced commitment to cost containment and continued revenue enhancement in respect to the general fund is essential. The City's financial position will remain stable only if thorough and conservative financial management is practiced while aggressively seeking new development opportunities and other sources of revenue.

Contacting the City's Financial Management

This financial report is designed to provide our citizens, taxpayers, and investors and creditors with a general overview of the City's finances and to show the City's accountability for the money it receives. If you have questions about this report or need additional financial information, contact Mr. Dan Miller, City Auditor, City of Whitehall, 360 S. Yearling Road, Whitehall, Ohio 43213.

**BASIC
FINANCIAL STATEMENTS**

**CITY OF WHITEHALL
FRANKLIN COUNTY, OHIO**

STATEMENT OF NET POSITION
DECEMBER 31, 2018

	Governmental Activities
Assets:	
Equity in pooled cash and investments	\$ 25,800,048
Cash with fiscal and escrow agents	282,229
Receivables (net of allowances for uncollectibles):	
Income taxes	3,792,487
Property and other taxes	396,972
Payments in lieu of taxes	992,706
Accounts	541,049
Special assessments	230,302
Accrued interest	15,515
Due from other governments	808,895
Prepayments	402,677
Materials and supplies inventory	212,200
Assets held for resale	1,269,951
Net pension asset	783
Capital assets:	
Land and construction in progress	3,587,505
Depreciable capital assets, net	<u>37,035,262</u>
Total capital assets, net	<u>40,622,767</u>
Total assets	<u>75,368,581</u>
Deferred outflows of resources:	
Pension	6,070,768
OPEB	<u>2,610,324</u>
Total deferred outflows of resources	<u>8,681,092</u>
Liabilities:	
Accounts payable	518,467
Contracts payable	123,814
Accrued wages and benefits payable	302,612
Due to other governments	422,605
Accrued interest payable	23,183
Claims payable	207,019
Note payable	10,320,000
Long-term liabilities:	
Due within one year	1,900,160
Net pension liability	30,159,569
Net OPEB liability	26,472,037
Other amounts due in more than one year	<u>10,729,880</u>
Total liabilities	<u>81,179,346</u>
Deferred inflows of resources:	
Property taxes levied for the next fiscal year	338,146
Payments in lieu of taxes levied for the next fiscal year	992,706
Pension	2,143,488
OPEB	<u>797,699</u>
Total deferred inflows of resources	<u>4,272,039</u>
Net position:	
Net investment in capital assets	34,257,104
Restricted for:	
Debt service	54,299
Capital projects	132,067
Street maintenance and repair	3,485,999
Economic development	145,932
Community development	61,069
Human services programs	1,306,882
Unrestricted (deficit)	<u>(40,845,064)</u>
Total net position (deficit)	<u>\$ (1,401,712)</u>

SEE ACCOMPANYING NOTES TO THE BASIC FINANCIAL STATEMENTS

**CITY OF WHITEHALL
FRANKLIN COUNTY, OHIO**

STATEMENT OF ACTIVITIES
FOR THE YEAR ENDED DECEMBER 31, 2018

	Expenses	Program Revenues			Net (Expense)
		Charges for Services and Sales	Operating Grants and Contributions	Capital Grants and Contributions	Revenue and Changes in Net Position
					Governmental Activities
Governmental activities:					
Current:					
General government.	\$ 11,185,701	\$ 852,249	\$ -	\$ -	\$ (10,333,452)
Security of persons and property . .	18,890,949	831,300	214,234	-	(17,845,415)
Public health and welfare	792,648	-	497,237	-	(295,411)
Transportation.	3,470,948	132,803	840,157	712,973	(1,785,015)
Community environment	32,311	-	-	-	(32,311)
Leisure time activity.	1,726,236	138,416	131,503	-	(1,456,317)
Economic development	724,459	-	-	-	(724,459)
Utility services	1,086,504	-	-	-	(1,086,504)
Interest and fiscal charges.	198,359	-	-	-	(198,359)
Total governmental activities	\$ 38,108,115	\$ 1,954,768	\$ 1,683,131	\$ 712,973	(33,757,243)
General revenues:					
Property taxes levied for:					
General purposes					356,228
Municipal income taxes levied for:					
General purposes					27,069,615
Lodging taxes levied for:					
Special revenue					49,938
Payments in lieu of taxes.					988,803
Grants and entitlements not restricted					
to specific programs					866,112
Investment earnings					222,382
Miscellaneous.					1,121,225
Total general revenues.					30,674,303
Special item - loss on sale of asset					(4,675,000)
Total general revenues and special item					25,999,303
Change in net position					(7,757,940)
Net position at beginning of year (restated). . . .					6,356,228
Net position (deficit) at end of year.					\$ (1,401,712)

SEE ACCOMPANYING NOTES TO THE BASIC FINANCIAL STATEMENTS

**CITY OF WHITEHALL
FRANKLIN COUNTY, OHIO**

BALANCE SHEET
GOVERNMENTAL FUNDS
DECEMBER 31, 2018

	<u>General</u>	<u>TIF Fund</u>	<u>Nonmajor Governmental Funds</u>	<u>Total Governmental Funds</u>
Assets:				
Equity in pooled cash and investments	\$ 14,482,681	\$ 2,755,454	\$ 8,561,913	\$ 25,800,048
Receivables (net of allowance for uncollectibles):				
Municipal income taxes.	3,792,487	-	-	3,792,487
Property and other taxes	392,814	-	4,158	396,972
Payments in lieu of taxes	-	992,706	-	992,706
Accounts.	164,178	-	376,871	541,049
Interfund loans.	350,000	-	60,589	410,589
Accrued interest	15,515	-	-	15,515
Special assessments	230,302	-	-	230,302
Due from other governments.	372,900	-	435,995	808,895
Prepayments	402,677	-	-	402,677
Materials and supplies inventory.	72,892	-	139,308	212,200
Assets held for resale	1,244,951	-	25,000	1,269,951
Restricted assets:				
Cash with fiscal and escrow agent.	-	-	282,229	282,229
Total assets	<u>\$ 21,521,397</u>	<u>\$ 3,748,160</u>	<u>\$ 9,886,063</u>	<u>\$ 35,155,620</u>
Liabilities:				
Accounts payable.	\$ 393,792	\$ -	\$ 124,675	\$ 518,467
Contracts payable.	3,917	-	119,897	123,814
Accrued wages and benefits payable	284,230	-	18,382	302,612
Interfund loans payable.	-	-	410,589	410,589
Due to other governments	418,823	-	3,782	422,605
Claims payable	207,019	-	-	207,019
Note payable.	10,320,000	-	-	10,320,000
Total liabilities	<u>11,627,781</u>	<u>-</u>	<u>677,325</u>	<u>12,305,106</u>
Deferred inflows of resources:				
Property taxes levied for the next fiscal year.	338,146	-	-	338,146
Payments in lieu of taxes levied for the next fiscal year.	-	992,706	-	992,706
Delinquent property tax revenue not available.	54,668	-	-	54,668
Accrued interest not available	6,239	-	-	6,239
Special assessments revenue not available.	143,222	-	-	143,222
Miscellaneous revenue not available.	84,998	-	339,992	424,990
Municipal income tax revenue not available	2,195,086	-	-	2,195,086
Intergovernmental revenue not available	247,565	-	233,664	481,229
Total deferred inflows of resources	<u>3,069,924</u>	<u>992,706</u>	<u>573,656</u>	<u>4,636,286</u>
Fund balances:				
Nonspendable	1,722,548	-	164,308	1,886,856
Restricted.	-	2,755,454	2,124,445	4,879,899
Committed	492,073	-	6,402,798	6,894,871
Assigned	856,930	-	77,482	934,412
Unassigned (deficit)	3,752,141	-	(133,951)	3,618,190
Total fund balances.	<u>6,823,692</u>	<u>2,755,454</u>	<u>8,635,082</u>	<u>18,214,228</u>
Total liabilities, deferred inflows of resources and fund balances	<u>\$ 21,521,397</u>	<u>\$ 3,748,160</u>	<u>\$ 9,886,063</u>	<u>\$ 35,155,620</u>

SEE ACCOMPANYING NOTES TO THE BASIC FINANCIAL STATEMENTS

**CITY OF WHITEHALL
FRANKLIN COUNTY, OHIO**

RECONCILIATION OF TOTAL GOVERNMENTAL FUND BALANCES TO
NET POSITION OF GOVERNMENTAL ACTIVITIES
DECEMBER 31, 2018

Total governmental fund balances	\$	18,214,228
<i>Amounts reported for governmental activities on the statement of net position are different because:</i>		
Capital assets used in governmental activities are not financial resources and therefore are not reported in the funds.		40,622,767
Other long-term assets are not available to pay for current period expenditures and therefore are deferred inflows in the funds.		
Municipal income taxes receivable	\$ 2,195,086	
Delinquent property taxes receivable	54,668	
Accounts receivable	424,990	
Accrued interest receivable	6,239	
Special assessments receivable	143,222	
Intergovernmental receivable	481,229	
Total	3,305,434	3,305,434
On the statement of net position, interest is accrued on outstanding bonds, whereas in funds, interest is accrued when due.		(23,183)
Long-term liabilities are not due and payable in the current period and therefore are not reported in the funds. The long-term liabilities are as follows:		
General obligation bonds payable	(3,300,000)	
Revenue bonds payable	(3,630,000)	
Real estate purchase contract	(200,000)	
OPWC loan	(1,568,578)	
FCIB loan	(434,914)	
Lease purchase agreement payable	(1,494,997)	
Capital lease obligations payable	(35,074)	
Compensated absences payable	(1,966,477)	
Total	(12,630,040)	(12,630,040)
The net pension asset is not available to pay for current period expenditures; therefore, the asset is not reported in the governmental funds.		783
The net pension liability is not due and payable in the current period, therefore, the liability and related deferred inflows/outflows are not reported in governmental funds.		
Deferred outflows of resources	6,070,768	
Deferred inflows of resources	(2,143,488)	
Net pension liability	(30,159,569)	
Total	(26,232,289)	(26,232,289)
The net OPEB liability is not due and payable in the current period, therefore, the liability and related deferred inflows/outflows are not reported in governmental funds.		
Deferred outflows of resources	2,610,324	
Deferred inflows of resources	(797,699)	
Net OPEB liability	(26,472,037)	
Total	(24,659,412)	(24,659,412)
Net position of governmental activities	\$	<u>(1,401,712)</u>

SEE ACCOMPANYING NOTES TO THE BASIC FINANCIAL STATEMENTS

**CITY OF WHITEHALL
FRANKLIN COUNTY, OHIO**

STATEMENT OF REVENUES, EXPENDITURES AND CHANGES IN FUND BALANCES
GOVERNMENTAL FUNDS
FOR THE YEAR ENDED DECEMBER 31, 2018

	<u>General</u>	<u>TIF Fund</u>	<u>Nonmajor Governmental Funds</u>	<u>Total Governmental Funds</u>
Revenues:				
Municipal income taxes	\$ 26,321,635	\$ -	\$ -	\$ 26,321,635
Property and other taxes.	332,679	-	49,938	382,617
Payments in lieu of taxes	-	988,803	-	988,803
Charges for services.	225,077	-	432,271	657,348
Licenses and permits	446,811	-	-	446,811
Fines and forfeitures	337,656	-	31,820	369,476
Intergovernmental.	915,096	-	2,349,669	3,264,765
Special assessments	132,803	-	-	132,803
Investment income.	220,312	-	108	220,420
Rental income	138,416	-	-	138,416
Contributions and donations.	10,550	-	-	10,550
Other	1,121,225	-	41,844	1,163,069
Total revenues	<u>30,202,260</u>	<u>988,803</u>	<u>2,905,650</u>	<u>34,096,713</u>
Expenditures:				
Current:				
General government	10,254,459	-	85,939	10,340,398
Security of persons and property	14,421,543	-	1,154,486	15,576,029
Public health and welfare.	163,254	-	628,457	791,711
Transportation	403,724	102,677	1,231,475	1,737,876
Community environment	32,092	-	-	32,092
Leisure time activity	1,458,513	-	48,739	1,507,252
Economic development.	706,936	-	17,523	724,459
Utility services	1,052,383	-	34,121	1,086,504
Capital outlay	190,924	-	5,760,216	5,951,140
Debt service:				
Principal retirement.	100,000	-	733,097	833,097
Interest and fiscal charges	-	-	231,541	231,541
Note issuance costs	52,408	-	-	52,408
Total expenditures	<u>28,836,236</u>	<u>102,677</u>	<u>9,925,594</u>	<u>38,864,507</u>
Excess (deficiency) of revenues over (under) expenditures.	<u>1,366,024</u>	<u>886,126</u>	<u>(7,019,944)</u>	<u>(4,767,794)</u>
Other financing sources (uses):				
Sale of capital assets.	15,394	-	-	15,394
Transfers in	6,403	-	5,764,258	5,770,661
Transfers (out).	(5,308,266)	(445,720)	(16,675)	(5,770,661)
Premium on note issuance.	42,408	-	41,566	83,974
Loan issuance	-	-	604,589	604,589
Total other financing sources (uses)	<u>(5,244,061)</u>	<u>(445,720)</u>	<u>6,393,738</u>	<u>703,957</u>
Special item:				
Loss on sale of asset.	<u>(4,675,000)</u>	-	-	<u>(4,675,000)</u>
Total special items	<u>(4,675,000)</u>	-	-	<u>(4,675,000)</u>
Net change in fund balances	(8,553,037)	440,406	(626,206)	(8,738,837)
Fund balances at beginning of year	<u>15,376,729</u>	<u>2,315,048</u>	<u>9,261,288</u>	<u>26,953,065</u>
Fund balances at end of year	<u>\$ 6,823,692</u>	<u>\$ 2,755,454</u>	<u>\$ 8,635,082</u>	<u>\$ 18,214,228</u>

SEE ACCOMPANYING NOTES TO THE BASIC FINANCIAL STATEMENTS

**CITY OF WHITEHALL
FRANKLIN COUNTY, OHIO**

RECONCILIATION OF THE STATEMENT OF REVENUES, EXPENDITURES AND CHANGES
IN FUND BALANCES OF GOVERNMENTAL FUNDS TO THE STATEMENT OF ACTIVITIES
FOR THE YEAR ENDED DECEMBER 31, 2018

Net change in fund balances - total governmental funds	\$	(8,738,837)
<i>Amounts reported for governmental activities in the statement of activities are different because:</i>		
Governmental funds report capital outlays as expenditures. However, in the statement of activities the cost of those assets is allocated over their estimated useful lives as depreciation expense. This is the amount by which capital outlay exceeded depreciation expense in the current period.		
Capital asset additions	\$ 5,795,415	
Current year depreciation	<u>(2,422,537)</u>	
Total		3,372,878
Governmental funds only report the disposal of capital assets to the extent proceeds are received from the sale. In the statement of activities, a gain or loss is reported for each disposal.		
		(41,618)
Revenues in the statement of activities that do not provide current financial resources are not reported as revenues in the funds.		
Municipal income taxes	747,980	
Delinquent property taxes	23,549	
Accounts	209,914	
Accrued interest	2,070	
Special assessments	(76,463)	
Intergovernmental	<u>21,412</u>	
Total		928,462
Repayment of bond, loan, capital lease, and lease-purchase principal is an expenditure in the governmental funds, but the repayment reduces long-term long-term liabilities on the statement of net position.		
		833,097
Issuance of loan transactions are recognized as an other financing source in the funds, however, in the statement of activities, they are not reported as revenues as they increase liabilities on the statement of net position.		
		(604,589)
In the statement of activities, interest is accrued on outstanding bonds, whereas in governmental funds, an interest expenditure is reported when due. The following items contributed to more interest being reported in the statement of activities:		
Decrease in accrued interest payable		1,616
Contractually required pension/OPEB contributions are reported as expenditures in governmental funds; however, the statement of net position reports these amounts as deferred outflows.		
Pension		3,239,321
OPEB		60,680
Except for amounts reported as deferred inflows/outflows, changes in the net pension asset/liability and net OPEB liability are reported as pension/OPEB expense in the statement of activities.		
Pension		(4,449,467)
OPEB		(2,237,787)
Some expenses reported in the statement of activities, such as compensated absences, do not require the use of current financial resources and therefore are not reported as expenditures in governmental funds.		
		<u>(121,696)</u>
Change in net position of governmental activities	\$	<u>(7,757,940)</u>

SEE ACCOMPANYING NOTES TO THE BASIC FINANCIAL STATEMENTS

**CITY OF WHITEHALL
FRANKLIN COUNTY, OHIO**

STATEMENT OF REVENUES, EXPENDITURES AND CHANGES IN
FUND BALANCE - BUDGET AND ACTUAL (NON-GAAP BUDGETARY BASIS)
GENERAL FUND
FOR THE YEAR ENDED DECEMBER 31, 2018

	<u>Budgeted Amounts</u>		<u>Actual</u>	Variance with Final Budget Positive (Negative)
	<u>Original</u>	<u>Final</u>		<u>(Negative)</u>
Revenues:				
Income taxes	\$ 20,939,586	\$ 28,321,411	\$ 26,947,343	\$ (1,374,068)
Property and other taxes.	258,510	349,643	332,679	(16,964)
Charges for services.	194,693	263,328	250,552	(12,776)
Licenses and permits	347,947	470,608	447,776	(22,832)
Fines and forfeitures	258,872	350,132	333,145	(16,987)
Intergovernmental.	711,017	961,671	915,014	(46,657)
Special assessments	49,252	66,615	63,383	(3,232)
Investment income.	153,182	207,183	197,131	(10,052)
Rental income	107,557	145,474	138,416	(7,058)
Contributions and donations.	8,198	11,088	10,550	(538)
Other	870,724	1,177,680	1,120,543	(57,137)
Total revenues	<u>23,899,538</u>	<u>32,324,833</u>	<u>30,756,532</u>	<u>(1,568,301)</u>
Expenditures:				
Current:				
General government	9,938,883	10,166,657	9,746,004	420,653
Security of persons and property	14,937,135	15,171,480	14,346,678	824,802
Public health and welfare.	163,564	163,446	163,254	192
Transportation	536,238	541,240	484,334	56,906
Community environment	36,650	36,650	28,386	8,264
Leisure time activity	1,646,421	1,646,606	1,639,099	7,507
Utility services	1,350,424	1,325,964	1,083,350	242,614
Capital outlay	123,642	1,591,892	1,461,666	130,226
Debt service:				
Principal retirement.	100,000	100,000	100,000	-
Note issuance costs	52,408	52,408	52,408	-
Total expenditures	<u>28,885,365</u>	<u>30,796,343</u>	<u>29,105,179</u>	<u>1,691,164</u>
Excess (deficiency) of revenues over (under) expenditures.	<u>(4,985,827)</u>	<u>1,528,490</u>	<u>1,651,353</u>	<u>122,863</u>
Other financing sources (uses):				
Note issuance	8,019,215	10,846,226	10,320,000	(526,226)
Premium on note issuance.	32,953	44,570	42,408	(2,162)
Sale of capital assets.	11,962	16,179	15,394	(785)
Advances out	-	(370,000)	(350,000)	20,000
Transfers in	4,976	6,730	6,403	(327)
Transfers out	(3,928,950)	(6,072,950)	(6,044,083)	28,867
Total other financing sources (uses)	<u>4,140,156</u>	<u>4,470,755</u>	<u>3,990,122</u>	<u>(480,633)</u>
Net change in fund balance	(845,671)	5,999,245	5,641,475	(357,770)
Fund balance at beginning of year	6,506,668	6,506,668	6,506,668	-
Prior year encumbrances appropriated	873,491	873,491	873,491	-
Fund balance at end of year	<u>\$ 6,534,488</u>	<u>\$ 13,379,404</u>	<u>\$ 13,021,634</u>	<u>\$ (357,770)</u>

SEE ACCOMPANYING NOTES TO THE BASIC FINANCIAL STATEMENTS

**CITY OF WHITEHALL
FRANKLIN COUNTY, OHIO**

STATEMENT OF REVENUES, EXPENDITURES AND CHANGES IN
FUND BALANCE - BUDGET AND ACTUAL (NON-GAAP BUDGETARY BASIS)
TIF FUND
FOR THE YEAR ENDED DECEMBER 31, 2018

	<u>Budgeted Amounts</u>		<u>Actual</u>	<u>Variance with Final Budget Positive (Negative)</u>
	<u>Original</u>	<u>Final</u>		
Revenues:				
Payments in lieu of taxes	\$ 700,000	\$ 1,070,276	\$ 988,803	\$ (81,473)
Total revenues	<u>700,000</u>	<u>1,070,276</u>	<u>988,803</u>	<u>(81,473)</u>
Expenditures:				
Transportation	83,453	102,677	102,677	-
Total expenditures	<u>83,453</u>	<u>102,677</u>	<u>102,677</u>	<u>-</u>
Excess of revenues over expenditures	<u>616,547</u>	<u>967,599</u>	<u>886,126</u>	<u>(81,473)</u>
Other financing (uses):				
Transfers (out).	(362,267)	(445,720)	(445,720)	-
Total other financing (uses)	<u>(362,267)</u>	<u>(445,720)</u>	<u>(445,720)</u>	<u>-</u>
Net change in fund balance	254,280	521,879	440,406	(81,473)
Fund balance at beginning of year	<u>2,315,048</u>	<u>2,315,048</u>	<u>2,315,048</u>	<u>-</u>
Fund balance at end of year	<u>\$ 2,569,328</u>	<u>\$ 2,836,927</u>	<u>\$ 2,755,454</u>	<u>\$ (81,473)</u>

SEE ACCOMPANYING NOTES TO THE BASIC FINANCIAL STATEMENTS

**CITY OF WHITEHALL
FRANKLIN COUNTY, OHIO**

STATEMENT OF FIDUCIARY ASSETS AND LIABILITIES
AGENCY FUNDS
DECEMBER 31, 2018

	Agency
Assets:	
Equity in pooled cash and investments	\$ 258,763
Total assets	\$ 258,763
Liabilities:	
Accounts payable	\$ 14,917
Due to other governments	2,018
Deposits held and due to others	241,828
Total liabilities	\$ 258,763

SEE ACCOMPANYING NOTES TO THE BASIC FINANCIAL STATEMENTS

**CITY OF WHITEHALL
FRANKLIN COUNTY, OHIO**

NOTES TO THE BASIC FINANCIAL STATEMENTS
FOR THE YEAR ENDED DECEMBER 31, 2018

NOTE 1 - DESCRIPTION OF THE CITY

The City of Whitehall (the “City”) is a home rule corporation established under the laws of the State of Ohio that operates under its own Charter. The current Charter, which provides for the Mayor-Council form of government, was adopted November 8, 1966 and became effective December 31, 1966.

NOTE 2 - SUMMARY OF SIGNIFICANT ACCOUNTING POLICIES

The financial statements of the City have been prepared in conformity with accounting principles generally accepted in the United States of America (GAAP) as applied to local governmental units. The Governmental Accounting Standards Board (GASB) is the accepted standard-setting body for establishing governmental accounting and financial principles. The most significant of the City’s accounting policies are described below.

A. Reporting Entity

A reporting entity is composed of the primary government, component units, and other organizations that are included to ensure the financial statements are not misleading. To provide necessary services to its citizens, the City is divided into various departments including police, fire fighting and prevention, emergency medical services, street maintenance, parks and recreation, public service and planning and zoning. The operation of each of these departments is directly controlled by the City through the budgetary process and therefore is included as a part of the reporting entity.

For financial reporting purposes, the City’s financial statements include all funds, agencies, boards, commissions, and departments for which the City is financially accountable. Financial accountability, as defined by the GASB, exists if the City appoints a voting majority of an organization’s Governing Board and is either able to impose its will on that organization or there is a potential for the organization to provide specific financial benefits to, or impose specific burdens on the City. The City may also be financially accountable for governmental organizations with a separately elected Governing Board, a Governing Board appointed by another government, or a jointly appointed Board that is fiscally dependent on the City. The City also took into consideration other organizations for which the nature and significance of their relationship with the City are such that exclusion would cause the City’s basic financial statements to be misleading or incomplete. The City has no component units.

The City participates in the Mid-Ohio Regional Planning Commission which is considered a jointly governed organization and is further discussed in Note 19 of the basic financial statements.

B. Basis of Presentation - Fund Accounting

The City’s financial statements consist of government-wide statements, including a statement of net position and a statement of activities and fund financial statements which provide a more detailed level of financial information.

Government-Wide Financial Statements - The statement of net position and the statement of activities display information about the City as a whole. These statements include the financial activities of the primary government, except for fiduciary funds.

**CITY OF WHITEHALL
FRANKLIN COUNTY, OHIO**

NOTES TO THE BASIC FINANCIAL STATEMENTS
FOR THE YEAR ENDED DECEMBER 31, 2018

NOTE 2 - SUMMARY OF SIGNIFICANT ACCOUNTING POLICIES - (Continued)

The statement of net position presents the financial condition of the governmental activities of the City at year end. The statement of activities presents a comparison between direct expenses and program revenues for each program or function of the governmental activities of the City. Direct expenses are those that are specifically associated with a service, program or department and therefore clearly identifiable to a particular function. Program revenues include charges paid by the recipient of the goods or services offered by the program, grants and contributions that are restricted to meeting the operational or capital requirements of a particular program and interest earned on grants that is required to be used to support a particular program. Revenues which are not classified as program revenues are presented as general revenues of the City, with certain limited exceptions. The comparison of direct expenses with program revenues identifies the extent to which governmental functions are self-financing or draw from the general revenues of the City.

Fund Financial Statements - During the year, the City segregates transactions related to certain City functions or activities in separate funds in order to aid financial management and to demonstrate legal compliance. Fund financial statements are designed to present financial information of the City at this more detailed level. The focus of governmental fund financial statements is on major funds. Each major fund is presented in a separate column. Nonmajor funds are aggregated and presented in a single column. Fiduciary funds are reported by type.

C. Fund Accounting

The City uses funds to maintain its financial records during the year. A fund is defined as a fiscal and accounting entity with a self balancing set of accounts. There are three categories of funds: governmental, proprietary and fiduciary. The City has no proprietary funds.

Governmental Funds - Governmental funds are those through which most governmental functions typically are financed. Governmental fund reporting focuses on the sources, uses and balances of current financial resources. Expendable assets are assigned to the various governmental funds according to the purposes for which they may or must be used. Current liabilities are assigned to the fund from which they will be paid. The difference between governmental fund assets, deferred outflows of resources, liabilities and deferred inflows of resources is reported as fund balance. The following are the City's major governmental funds:

General fund - The general fund is used to account for and report all financial resources not accounted for and reported in another fund. The general fund balance is available for any purpose provided it is expended or transferred according to the general laws of Ohio.

TIF fund - The TIF Fund accounts for the financial resources restricted for use for construction, improvements and various projects within the TIF district, which are funded by monies received in connection with tax increment financing agreements.

**CITY OF WHITEHALL
FRANKLIN COUNTY, OHIO**

NOTES TO THE BASIC FINANCIAL STATEMENTS
FOR THE YEAR ENDED DECEMBER 31, 2018

NOTE 2 - SUMMARY OF SIGNIFICANT ACCOUNTING POLICIES - (Continued)

Other governmental funds of the City are used to account for (a) financial resources that are restricted, committed, or assigned to expenditures for capital outlays including the acquisition or construction of capital facilities and other capital assets, (b) specific revenue sources that are restricted or committed to an expenditure for specified purposes other than debt service or capital projects and (c) financial resources that are restricted, committed, or assigned to expenditure for principal and interest.

Fiduciary Funds - Fiduciary fund reporting focuses on net position and changes in net position. The fiduciary fund category is split into four classifications: pension trust funds, investment trust funds, private-purpose trust funds and agency funds. Trust funds are used to account for assets held by the City under a trust agreement for individuals, private organizations, or other governments and are therefore not available to support the City's own programs. The City has no trust funds. Agency funds are custodial in nature (assets equal liabilities) and do not involve measurement of results of operations. The City's only fiduciary funds are agency funds. The City's agency fund includes activity for COBRA extended benefits, electrical inspector fees, trunk and storm sewer fees, inspection deposits, special deposits, street maintenance deposits, plumbing permits, acreage fees, Christmas tree lot bonds, state sales tax, energy projects and flexible spending.

D. Measurement Focus and Basis of Accounting

Government-Wide Financial Statements - The government-wide financial statements are prepared using the economic resources measurement focus. All assets, deferred outflows of resources, liabilities and deferred inflows of resources associated with the operation of the City are included on the statement of net position. The statement of activities presents increases (e.g. revenues) and decreases (e.g. expenses) in total net position.

Fund Financial Statements - All governmental funds are accounted for using a flow of current financial resources measurement focus. With this measurement focus, only current assets and deferred outflows and current liabilities and deferred inflows are generally included on the balance sheet. The statement of revenues, expenditures and changes in fund balances reports on the sources (i.e., revenues and other financing sources) and uses (i.e., expenditures and other financing uses) of current financial resources. This approach differs from the manner in which the governmental activities of the government-wide financial statements are prepared. Governmental fund financial statements therefore include a reconciliation with brief explanations to better identify the relationship between the government-wide statements and the financial statements for governmental funds.

E. Basis of Accounting

Basis of accounting determines when transactions are recorded in the financial records and reported on the financial statements. Government-wide financial statements are prepared using the accrual basis of accounting. Governmental funds use the modified accrual basis of accounting. Agency funds also use the accrual basis of accounting. Differences in the accrual and modified accrual basis of accounting arise in the recognition of revenue, the recording of deferred inflows of resources and deferred outflows of resources, and in the presentation of expenses versus expenditures.

**CITY OF WHITEHALL
FRANKLIN COUNTY, OHIO**

NOTES TO THE BASIC FINANCIAL STATEMENTS
FOR THE YEAR ENDED DECEMBER 31, 2018

NOTE 2 - SUMMARY OF SIGNIFICANT ACCOUNTING POLICIES - (Continued)

Revenues - Exchange and Nonexchange Transactions - Revenues resulting from exchange transactions, in which each party gives and receives essentially equal value, are recorded on the accrual basis when the exchange takes place. On a modified accrual basis, revenue is recorded in the year in which the resources are measurable and become available. Available means that the resources will be collected within the current year or are expected to be collected soon enough thereafter to be used to pay liabilities of the current year. For the City, available means expected to be received within sixty days of year end.

Nonexchange transactions, in which the City receives value without directly giving equal value in return, include municipal income taxes, property taxes, grants, entitlements and donations. On an accrual basis, revenue from income taxes is recognized in the period in which the income is earned (See Note 7). Revenue from property taxes is recognized in the year for which the taxes are levied (See Note 6). Revenue from grants, entitlements and donations is recognized in the year in which all eligibility requirements have been satisfied. Eligibility requirements include timing requirements, which specify the year when the resources are required to be used or the year when use is first permitted, matching requirements, in which the City must provide local resources to be used for a specified purpose, and expenditure requirements, in which the resources are provided to the City on a reimbursement basis. On a modified accrual basis, revenue from nonexchange transactions must also be available before it can be recognized.

Under the modified accrual basis, the following revenue sources are considered to be both measurable and available at year end: income tax, State-levied locally shared taxes (including gasoline tax, local government funds and permissive tax), fines and forfeitures, charges for services and grants.

Deferred Outflows of Resources and Deferred Inflows of Resources - In addition to assets, the government-wide statement of net position will report a separate section for deferred outflows of resources. Deferred outflows of resources, represents a consumption of net position that applies to a future period and will not be recognized as an outflow of resources (expense/expenditure) until then. For the City, see Notes 14 and 15 for deferred outflows of resources related to the City's net pension liability and net OPEB liability, respectively.

In addition to liabilities, both the government-wide statement of net position and the governmental fund financial statements report a separate section for deferred inflows of resources. Deferred inflows of resources represent an acquisition of net position that applies to a future period and will not be recognized as an inflow of resources (revenue) until that time. For the City, deferred inflows of resources include property taxes, payments in lieu of taxes and unavailable revenue. Property taxes and payments in lieu of taxes represent amounts for which there is an enforceable legal claim as of December 31, 2018, but which were levied to finance 2019 operations. These amounts have been recorded as a deferred inflow of resources on both the government-wide statement of net position and the governmental fund financial statements. Unavailable revenue is reported only on the governmental funds balance sheet and represents receivables which will not be collected within the available period. For the City, unavailable revenue includes, but is not limited to, income taxes, delinquent property taxes and intergovernmental grants. These amounts are deferred and recognized as an inflow of resources in the period the amounts become available.

For the City, see Notes 14 and 15 for deferred inflows of resources related to the City's net pension liability and net OPEB liability, respectively. This deferred inflow of resources is only reported on the government-wide statement of net position.

**CITY OF WHITEHALL
FRANKLIN COUNTY, OHIO**

NOTES TO THE BASIC FINANCIAL STATEMENTS
FOR THE YEAR ENDED DECEMBER 31, 2018

NOTE 2 - SUMMARY OF SIGNIFICANT ACCOUNTING POLICIES - (Continued)

Expenses/Expenditures - On the accrual basis of accounting, expenses are recognized at the time they are incurred.

The measurement focus of governmental fund accounting is on decreases in net financial resources (expenditures) rather than expenses. Expenditures are generally recognized in the accounting period in which the related fund liability is incurred, if measurable. Allocations of cost, such as depreciation and amortization, are not recognized in governmental funds.

F. Budgetary Data

The budgetary process is prescribed by provisions of the Ohio Revised Code and entails the preparation of budgetary documents within an established timetable. The major documents prepared are the tax budget, the certificate of estimated resources and the appropriations resolution, all of which are prepared on the budgetary basis of accounting. The certificate of estimated resources and the appropriations ordinance are subject to amendment throughout the year with the legal restriction that appropriations cannot exceed estimated resources, as certified. For all funds, Council appropriations are made at the fund, department and object level. This is known as the legal level of budgetary control.

Tax Budget - A tax budget of estimated revenue and expenditures for all funds is submitted to the County Auditor, as Secretary of the County Budget Commission, by July 20 of each year, for the period January 1 to December 31 of the following year. All funds, except agency funds, are legally required to be budgeted; however, only certain governmental funds are required to be reported in the basic financial statements.

Estimated Resources - The County Budget Commission determines if the budget substantiates a need to levy all or part of previously authorized taxes and reviews estimated revenue. The Commission certifies its actions to the City by September 1. As part of this certification, the City receives the official certificate of estimated resources, which states the projected revenue of each fund. On or before December 31, the City must revise its budget so that the total contemplated expenditures from any fund during the ensuing year will not exceed the amount available as stated in the certificate of estimated resources. The revised budget then serves as the basis for the annual appropriations measure. On or about January 1, the certificate of estimated resources is amended to include unencumbered cash balances at December 31 of the preceding year. The certificate of estimated resources may be further amended during the year if the City Auditor determines, and the Budget Commission agrees, that estimates need to be either increased or decreased. The amounts reported on the budgetary statement reflect the amounts in the original and final amended official certificate of estimated resources issued during 2018.

Appropriations - A temporary appropriation ordinance to control expenditures may be passed on or about January 1 of each year for the period January 1 to March 31. An annual appropriation ordinance must be passed by April 1 of each year for the period January 1 to December 31. The appropriation ordinance fixes spending authority at the legal level of budgetary control. The appropriation ordinance may be amended during the year as new information becomes available, provided that total fund appropriations do not exceed current estimated resources, as certified. The appropriations for a fund may only be modified during the year by an ordinance of Council. The amounts on the budgetary statement reflect the final appropriation amounts, including all amendments and modifications legally enacted.

**CITY OF WHITEHALL
FRANKLIN COUNTY, OHIO**

NOTES TO THE BASIC FINANCIAL STATEMENTS
FOR THE YEAR ENDED DECEMBER 31, 2018

NOTE 2 - SUMMARY OF SIGNIFICANT ACCOUNTING POLICIES - (Continued)

Lapsing of Appropriations - At the close of each year, the unencumbered balance of each appropriation reverts to the respective fund from which it was appropriated and becomes subject to future appropriations. Encumbrances are carried forward and are not reappropriated as part of the subsequent year appropriations.

G. Cash and Cash Equivalents

Cash balances of the City's funds are pooled and invested in investments maturing within five years in order to provide improved cash management. Individual fund integrity is maintained through City records. Each fund's interest in the pooled bank account is presented on the balance sheet as "equity in pooled cash and investments".

During 2018, investments were limited to federal agency securities, U.S. Government money market, U.S. Treasury Notes, and investments in the State Treasury Asset Reserve of Ohio (STAR Ohio). Investments other than STAR Ohio, are reported at fair value which is based on quoted market prices. STAR Ohio (the State Treasury Asset Reserve of Ohio), is an investment pool managed by the State Treasurer's Office which allows governments within the State to pool their funds for investment purposes. STAR Ohio is not registered with the SEC as an investment company, but has adopted Governmental Accounting Standards Board (GASB), Statement No. 79, "Certain External Investment Pools and Pool Participants." The City measures its investment in STAR Ohio at the net asset value (NAV) per share provided by STAR Ohio. The NAV per share is calculated on an amortized cost basis that provides an NAV per share that approximates fair value.

For 2018, there were no limitations or restrictions on any participant withdrawals due to redemption notice periods, liquidity fees, or redemption gates. However, notice must be given 24 hours in advance of all deposits and withdrawals exceeding \$25 million. STAR Ohio reserves the right to limit the transaction to \$100 million, requiring the excess amount to be transacted the following business day(s), but only to the \$100 million limit. All accounts of the participant will be combined for these purposes.

At year end, the City had monies on deposit with the Franklin County Treasurer. This deposit relates to undistributed permissive taxes and has been reported on the financial statements as "cash with fiscal and escrow agent".

Under existing Ohio statutes all investment earnings are assigned to the general fund unless statutorily required to be credited to a specific fund. During 2018, interest revenue credited to the general fund amounted to \$220,312 which includes \$96,945 assigned from other City funds.

For purpose of presentation on the financial statements, investments of the cash management pool and investments with original maturities of three months or less at the time they are purchased by the City are considered to be cash equivalents. Investments with an initial maturity of more than three months are reported as investments.

An analysis of the City's investment account at year end is provided in Note 4.

**CITY OF WHITEHALL
FRANKLIN COUNTY, OHIO**

NOTES TO THE BASIC FINANCIAL STATEMENTS
FOR THE YEAR ENDED DECEMBER 31, 2018

NOTE 2 - SUMMARY OF SIGNIFICANT ACCOUNTING POLICIES - (Continued)

H. Inventories of Materials and Supplies

On government-wide and fund financial statements, purchased inventories are presented at cost on a first-in, first-out basis and are expensed when used. Inventories are accounted for using the consumption method.

On the fund financial statements, reported material and supplies inventory is equally offset by a nonspendable fund balance in the governmental funds which indicates that it does not constitute available spendable resources even though it is a component of net current assets.

Inventory consists of expendable supplies held for consumption.

I. Assets Held for Resale

As part of an economic development program, the City has acquired land and buildings for the purpose of revitalization. The City's intent is to sell the land and buildings for development. These transactions are conducted through the City's general fund and the streetscape project fund (a nonmajor governmental fund). The associated assets have been reported at lower of cost or market.

J. Capital Assets

These assets generally result from expenditures in the governmental funds. These assets are reported in the governmental activities column of the government-wide statement of net position, but are not reported in the fund financial statements.

All capital assets are capitalized at cost (or estimated historical cost) and updated for additions and disposals during the year. Donated capital assets are recorded at their acquisition values as of the date received. The City maintains a capitalization threshold of \$5,000 for all capital assets. The City's infrastructure consists of streets and curbs, traffic signals/lights and water/sewer improvements. Improvements are capitalized; the costs of normal maintenance and repairs that do not add to the value of the asset or materially extend an asset's life are not.

All reported capital assets are depreciated except for land and construction in progress. Improvements are depreciated over the remaining useful lives of the related capital assets. Useful lives for infrastructure were estimated based on the City's historical records of necessary improvements and replacement.

Depreciation is computed using the straight-line method over the following useful lives:

<u>Description</u>	Governmental Activities <u>Estimated Lives</u>
Land improvements	20 - 50 years
Buildings and improvements	20 - 50 years
Equipment	5 - 20 years
Vehicles	3 - 10 years
Infrastructure	25 years

**CITY OF WHITEHALL
FRANKLIN COUNTY, OHIO**

NOTES TO THE BASIC FINANCIAL STATEMENTS
FOR THE YEAR ENDED DECEMBER 31, 2018

NOTE 2 - SUMMARY OF SIGNIFICANT ACCOUNTING POLICIES - (Continued)

K. Compensated Absences

Compensated absences of the City consist of vacation leave, sick leave and compensatory time to the extent that payment to the employee for these absences is attributable to services already rendered and is not contingent on a specific event that is outside the control of the City and the employee.

In conformity with GASB Statement No. 16, "Accounting for Compensated Absences", vacation and compensatory benefits are accrued as a liability as the benefits are earned if the employees' rights to receive compensation are attributable to services already rendered and it is probable that the City will compensate the employees for the benefits through paid time off or some other means. Sick leave benefits are accrued as a liability using the vesting method. The liability is based on the sick leave accumulated at December 31 by those employees who are currently eligible to receive termination payments and by those employees for whom it is probable they will become eligible to receive termination benefits in the future.

The total liability for vacation leave, compensatory time and sick leave payments has been calculated using pay rates in effect at the balance sheet date, and reduced to the maximum payment allowed by labor contract and/or statute, plus applicable additional salary related payments. City employees are granted vacation and sick leave in varying amounts. In the event of termination, an employee is reimbursed for accumulated vacation and sick leave at various rates.

The entire compensated absence liability is reported on the government-wide financial statements.

On governmental fund financial statements, compensated absences are recognized as liabilities and expenditures to the extent payments come due each period upon the occurrence of employee resignations and retirements. These amounts are recorded in the account "compensated absences payable" in the fund from which the employees who have accumulated leave are paid. The noncurrent portion of the liability is not reported.

L. Accrued Liabilities and Long-Term Obligations

All payables, accrued liabilities and long-term obligations are reported in the government-wide financial statements.

In general, governmental fund payables and accrued liabilities that, once incurred, are paid in a timely manner and in full from current financial resources are reported as obligations of the funds. However, claims, bonds, capital leases and lease purchase agreements are recognized as a liability on the government-wide financial statements. Compensated absences that will be paid from governmental funds are reported as a liability in the fund financial statements only to the extent that they are due for payment during the current year. Net pension/OPEB liability should be recognized in the governmental funds to the extent that benefit payments are due and payable and the pension/OPEB plan's fiduciary net position is not sufficient for payment of those benefits.

M. Prepayments

Payments made to vendors for services that will benefit periods beyond December 31, 2018, are recorded as prepaid items using the consumption method by recording a current asset for the prepaid amount and reflecting the expenditures/expense in the year in which it was consumed.

**CITY OF WHITEHALL
FRANKLIN COUNTY, OHIO**

NOTES TO THE BASIC FINANCIAL STATEMENTS
FOR THE YEAR ENDED DECEMBER 31, 2018

NOTE 2 - SUMMARY OF SIGNIFICANT ACCOUNTING POLICIES - (Continued)

N. Interfund Balances

On fund financial statements, receivables and payables resulting from short-term interfund loans are classified as “interfund loans receivables/payables”. These amounts are eliminated in the governmental column of the statement of net position.

O. Interfund Activity

Exchange transactions between funds are reported as revenues in the seller funds and as expenditures/expenses in the purchaser funds. Flows of cash or goods from one fund to another without a requirement for repayment are reported as interfund transfers. Interfund transfers are reported as other financing sources/uses in governmental funds. Repayments from funds responsible for particular expenditures/expenses to the funds that initially paid for them are not presented on the financial statements.

Interfund transfers between governmental funds are eliminated for reporting on the government-wide financial statements.

P. Fund Balance

Fund balance is divided into five classifications based primarily on the extent to which the City is bound to observe constraints imposed upon the use of the resources in the governmental funds. The classifications are as follows:

Nonspendable - The nonspendable fund balance classification includes amounts that cannot be spent because they are not in spendable form or legally required to be maintained intact. The “not in spendable form” criterion includes items that are not expected to be converted to cash. It also includes land held for resale in the general fund, unclaimed monies in the general fund, and year-end balances of materials and supplies inventory and prepayments.

Restricted - Fund balance is reported as restricted when constraints are placed on the use of resources that are either externally imposed by creditors (such as through debt covenants), grantors, contributors, or laws or regulations of other governments, or imposed by law through constitutional provisions or enabling legislation.

Committed - The committed fund balance classification includes amounts that can be used only for the specific purposes imposed by a formal action (ordinance) of City Council (the highest level of decision making authority). Those committed amounts cannot be used for any other purpose unless City Council removes or changes the specified use by taking the same type of action (ordinance) it employed to previously commit those amounts. Committed fund balance also incorporates contractual obligations to the extent that existing resources in the fund have been specifically committed for use in satisfying those contractual requirements.

Assigned - Amounts in the assigned fund balance classification are intended to be used by the City for specific purposes but do not meet the criteria to be classified as restricted nor committed. In governmental funds other than the general fund, assigned fund balance represents the remaining amount that is not restricted or committed. Per the City’s fund balance policy, in the general fund, assigned amounts represent intended uses established by policies of City Council, which includes giving the City Auditor the authority to constrain monies for intended purposes.

**CITY OF WHITEHALL
FRANKLIN COUNTY, OHIO**

NOTES TO THE BASIC FINANCIAL STATEMENTS
FOR THE YEAR ENDED DECEMBER 31, 2018

NOTE 2 - SUMMARY OF SIGNIFICANT ACCOUNTING POLICIES - (Continued)

Unassigned - Unassigned fund balance is the residual classification for the general fund and includes all spendable amounts not contained in the other classifications. In other governmental funds, the unassigned classification is only used to report a deficit fund balance resulting from overspending for specific purposes for which amounts had been restricted, committed, or assigned.

The City applies restricted resources first when expenditures are incurred for purposes for which restricted and unrestricted (committed, assigned, and unassigned) fund balance is available. Similarly, within unrestricted fund balance, committed amounts are reduced first followed by assigned, and then unassigned amounts when expenditures are incurred for purposes for which amounts in any of the unrestricted fund balance classifications could be used.

Q. Estimates

The preparation of the financial statements in conformity with GAAP requires management to make estimates and assumptions that affect the amounts reported in the financial statements and accompanying notes. Actual results may differ from those estimates.

R. Net Position

Net position represents the difference between assets and deferred outflows of resources and liabilities and deferred inflows of resources. The net position component “net investment in capital assets,” consists of capital assets, net of accumulated depreciation, reduced by the outstanding balances of any borrowing used for the acquisition, construction or improvement of those assets. Deferred outflows of resources and deferred inflows of resources that are attributable to the acquisition, construction or improvement of those assets or related debt also should be included in this component of net position. Net position is reported as restricted when there are limitations imposed on its use either through the enabling legislation or through external restrictions imposed by creditors, grantors, laws, or regulations of other governments.

The City applies restricted resources first when an expense is incurred for purposes for which both restricted and unrestricted net position is available.

S. Extraordinary and Special Items

Extraordinary items are transactions or events that are both unusual in nature and infrequent in occurrence. Special items are transactions or events that are within the control of the City Council and that are either unusual in nature or infrequent in occurrence. During 2018, the City did have a special item. During 2018, the City transferred a parcel of land to another entity and did not receive monetary compensation. As a result, the City recorded \$4,675,000 in loss on sale of assets.

T. Pensions/Other Postemployment Benefits (OPEB)

For purposes of measuring the net pension/OPEB liability, deferred outflows of resources and deferred inflows of resources related to pensions/OPEB, and pension/OPEB expense, information about the fiduciary net position of the pension/OPEB plans and additions to/deductions from their fiduciary net position have been determined on the same basis as they are reported by the pension/OPEB plan. For this purpose, benefit payments (including refunds of employee contributions) are recognized when due and payable in accordance with the benefit terms. The pension/OPEB plans report investments at fair value.

**CITY OF WHITEHALL
FRANKLIN COUNTY, OHIO**

NOTES TO THE BASIC FINANCIAL STATEMENTS
FOR THE YEAR ENDED DECEMBER 31, 2018

NOTE 2 - SUMMARY OF SIGNIFICANT ACCOUNTING POLICIES - (Continued)

U. Fair Value Measurements

The City categorizes its fair value measurements within the fair value hierarchy established by generally accepted accounting principles. The hierarchy is based on the valuation inputs used to measure the fair value of the asset. Level 1 inputs are quoted prices in active markets for identical assets; Level 2 inputs are significant other observable inputs; Level 3 inputs are significant unobservable inputs.

NOTE 3 - ACCOUNTABILITY AND COMPLIANCE

A. Change in Accounting Principles/Restatement of Net Position

For fiscal year 2018, the City has implemented GASB Statement No. 75, "Accounting and Financial Reporting for Postemployment Benefits Other Than Pensions", GASB Statement No. 85, "Omnibus 2017" and GASB Statement No. 86, "Certain Debt Extinguishments".

GASB Statement No. 75 improves the accounting and financial reporting by state and local governments for postemployment benefits other than pensions (OPEB). It also improves information provided by state and local governmental employers about financial support for OPEB that is provided by other entities. The implementation of GASB Statement No. 75 effected the City's postemployment benefit plan disclosures, as presented in Note 15 to the basic financial statements, and added required supplementary information which is presented after the notes to the basic financial statements.

GASB Statement No. 85 addresses practice issues that have been identified during implementation and application of certain GASB Statements. This Statement addresses a variety of topics including issues related to blending component units, goodwill, fair value measurement and application, and OPEB. The implementation of GASB Statement No. 85 did not have an effect on the financial statements of the City.

GASB Statement No. 86 improves consistency in accounting and financial reporting for in-substance defeasance of debt by providing guidance for transactions in which cash and other monetary assets acquired with only existing resources - resources other than the proceeds of refunding debt - are placed in an irrevocable trust for the sole purpose of extinguishing debt. This Statement also improves accounting and financial reporting for prepaid insurance on debt that is extinguished and notes to financial statements for debt that is defeased in substance. The implementation of GASB Statement No. 86 did not have an effect on the financial statements of the City.

A net position restatement is required in order to implement GASB Statement No 75. The governmental activities and business-type activities at January 1, 2018 have been restated as follows:

	Governmental Activities
Net position as previously reported	\$ 28,838,533
Deferred outflows - payments subsequent to measurement date	115,868
Net OPEB liability	<u>(22,598,173)</u>
Restated net position at January 1, 2018	<u>\$ 6,356,228</u>

**CITY OF WHITEHALL
FRANKLIN COUNTY, OHIO**

NOTES TO THE BASIC FINANCIAL STATEMENTS
FOR THE YEAR ENDED DECEMBER 31, 2018

NOTE 3 - ACCOUNTABILITY AND COMPLIANCE - (Continued)

Other than employer contributions subsequent to the measurement date, the City made no restatement for deferred inflows/outflows of resources as the information needed to generate these restatements was not available. The restatement had no effect on fund balances.

B. Deficit Fund Balances

Fund balances at December 31, 2018 included the following individual fund deficits:

<u>Nonmajor funds</u>	<u>Deficit</u>
(TANF) Temporary Assistance for Needy Families	\$ 131,220
JAG Grants	2,731

The general fund is liable for any deficit in these funds and provides transfers when cash is required, not when accruals occur. The deficit fund balances resulted from adjustments for accrued liabilities.

NOTE 4 - DEPOSITS AND INVESTMENTS

State statutes classify monies held by the City into three categories.

Active deposits are public deposits necessary to meet current demands on the treasury. Such monies must be maintained either as cash in the City treasury, in commercial accounts payable or withdrawable on demand, including negotiable order of withdrawal (NOW) accounts, or in money market deposit accounts.

Inactive deposits are public deposits that the City Council has identified as not required for use within the current five year period of designation of depositories. Inactive deposits must either be evidenced by certificates of deposit maturing not later than the end of the current period of designation of depositories, or by savings or deposit accounts including, but not limited to, passbook accounts.

Interim deposits are deposits of interim monies. Interim monies are those monies which are not needed for immediate use, but which will be needed before the end of the current period of designation of depositories.

Interim deposits must be evidenced by time certificates of deposit maturing not more than one year from the date of deposit or by savings or deposit accounts including passbook accounts.

Interim monies may be deposited or invested in the following securities:

1. United States Treasury Notes, Bills, Bonds, or any other obligation or security issued by the United States Treasury or any other obligation guaranteed as to principal and interest by the United States;
2. Bonds, notes, debentures, or any other obligations or securities issued by any federal government agency or instrumentality, including, but not limited to, the Federal National Mortgage Association, Federal Home Loan Bank, Federal Farm Credit Bank, Federal Home Loan Mortgage Corporation, Government National Mortgage Association, and Student Loan Marketing Association. All federal agency securities shall be direct issuances of federal government agencies or instrumentalities;

**CITY OF WHITEHALL
FRANKLIN COUNTY, OHIO**

NOTES TO THE BASIC FINANCIAL STATEMENTS
FOR THE YEAR ENDED DECEMBER 31, 2018

NOTE 4 - DEPOSITS AND INVESTMENTS - (Continued)

3. Written repurchase agreements in the securities listed above provided that the fair value of the securities subject to the repurchase agreement must exceed the principal value of the agreement by at least two percent and be marked to market daily, and that the term of the agreement must not exceed thirty days;
4. Bonds and other obligations of the State of Ohio;
5. No-load money market mutual funds consisting exclusively of obligations described in items (1) or (2) above and repurchase agreements secured by such obligations, provided that investments in securities described in this division are made only through eligible institutions;
6. The State Treasurer's investment pool (STAR Ohio);
7. Certain banker's acceptance and commercial paper notes for a period not to exceed one hundred eighty days from the purchase date in an amount not to exceed twenty-five percent of the interim monies available for investment at any one time; and,
8. Under limited circumstances, corporate debt interests rated in either of the two highest classifications by at least two nationally recognized rating agencies.

Protection of the City's deposits are provided by the Federal Deposit Insurance Corporation (FDIC), by eligible securities pledged by the financial institution as security for repayment, by surety company bonds deposited with the City Treasurer by the financial institution or by a single collateral pool established by the financial institution to secure the repayment of all public monies deposited with the institution.

Investments in stripped principal or interest obligations, reverse repurchase agreements and derivatives are prohibited. The issuance of taxable notes for the purpose of arbitrage, the use of leverage and short selling are also prohibited. An investment must mature within five years from the date of purchase unless matched to a specific obligation or debt of the City and must be purchased with the expectation that it will be held to maturity. Investments may only be made through specified dealers and institutions. Payment for investments may be made only upon delivery of the securities representing the investments to the City Treasurer or, if the securities are not represented by a certificate, upon receipt of confirmation of transfer from the custodian.

A. Cash with Fiscal and Escrow Agent

At year-end, the City had \$282,229 on deposit with the Franklin County Treasurer. The data regarding insurance and collateralization can be obtained from the Franklin County Comprehensive Annual Financial Report for the year ended December 31, 2018. This amount is not included in the City's depository balance below.

At year-end, the City closed the account with Huntington Bank. This was related to the City's lease agreement for energy conservation.

**CITY OF WHITEHALL
FRANKLIN COUNTY, OHIO**

NOTES TO THE BASIC FINANCIAL STATEMENTS
FOR THE YEAR ENDED DECEMBER 31, 2018

NOTE 4 - DEPOSITS AND INVESTMENTS - (Continued)

B. Deposits with Financial Institutions

At December 31, 2018, the carrying amount of all City deposits was \$20,835,294 and the bank balance of all City deposits was \$21,141,281. Of the bank balance, \$657,635 was covered by the FDIC and \$20,483,646 was covered by the Ohio Pooled Collateral System. Although all statutory requirements for the deposit of money had been followed, noncompliance with Federal requirements could potentially subject the City to a successful claim by the FDIC.

Custodial credit risk is the risk that, in the event of bank failure, the City will not be able to recover deposits or collateral securities that are in the possession of an outside party. The City has no deposit policy for custodial credit risk beyond the requirements of State statute. Ohio law requires that deposits either be insured or protected by (1) eligible securities pledged to the City's and deposited with a qualified trustee by the financial institution as security for repayment whose fair value at all times shall be at least 105 percent of the deposits being secured, or (2) participation in the OPCS, a collateral pool of eligible securities deposited with a qualified trustee and pledged to the Treasurer of State to secure the repayment of all public monies deposited in the financial institution. OPCS requires the total fair value of the securities pledged to be 102 percent of the deposits being secured or a rate set by the Treasurer of State. For 2018, some of the City's financial institutions were approved for a reduced collateral rate of 50 percent through the OPCS. Although all statutory requirements for the deposit of money had been followed, noncompliance with Federal requirements could potentially subject the City to a successful claim by the FDIC.

C. Investments

As of December 31, 2018, the City had the following investments and maturities:

Measurement/ Investment type	Measurement Amount	Investment Maturities				
		6 months or less	7 to 12 months	13 to 18 months	19 to 24 months	Greater than 24 months
<i>Fair Value:</i>						
FHLB	\$ 2,087,647	\$ 498,694	\$ -	\$ 598,869	\$ 97,870	\$ 892,214
FHLMC	1,842,707	496,932	247,812	-	-	1,097,963
FFCB	194,036	194,036	-	-	-	-
FNMA	494,010	-	494,010	-	-	-
U.S. Government money market	347,717	347,717	-	-	-	-
U.S. Treasury notes	241,660	-	-	-	-	241,660
<i>Amortized Cost:</i>						
STAR Ohio	15,740	15,740	-	-	-	-
Total	<u>\$ 5,223,517</u>	<u>\$ 1,553,119</u>	<u>\$ 741,822</u>	<u>\$ 598,869</u>	<u>\$ 97,870</u>	<u>\$ 2,231,837</u>

The weighted average maturity of investments is 1.80 years.

The City's investments in U.S. government money market mutual funds are valued using quoted market prices in active markets (Level 1 inputs). The City's investments in federal agency securities (FHLB, FHLMC, FFCB, FNMA), and U.S. Treasury notes are valued using quoted prices in markets that are not considered to be active, dealer quotations or alternative pricing sources for similar assets or liabilities for which all significant inputs are observable, either directly or indirectly (Level 2 inputs).

**CITY OF WHITEHALL
FRANKLIN COUNTY, OHIO**

NOTES TO THE BASIC FINANCIAL STATEMENTS
FOR THE YEAR ENDED DECEMBER 31, 2018

NOTE 4 - DEPOSITS AND INVESTMENTS - (Continued)

Interest Rate Risk: The City’s investment policy states that the City will minimize interest rate risk by investing operating funds primarily in shorter-term securities and by structuring the investment portfolio so that securities mature to meet cash requirements for ongoing operations, thereby avoiding the need to sell securities on the open market prior to maturity. With certain limitations, the City’s investment policy states that the maximum maturity period for securities bearing interest at a fixed rate should be no greater than five years.

In addition, eligible investments bearing interest rates at a variable rate must have a maturity not greater than two years. The Ohio Revised Code requires repurchase agreements to not exceed 30 days and the fair value of securities for repurchase agreements must exceed the principal value by an amount greater than or equal to two percent.

Credit Risk: The City’s investments in federal agency securities, the U.S. Treasury bills and the U.S. Treasury notes were rated AA+ and Aaa by Standard and Poor’s and Moody’s Investor Services, respectively. Standard & Poor’s has assigned STAR Ohio an AAAM money market rating. The City’s U.S. Government money market mutual funds were rated AAAM by Standard & Poor’s. Ohio law requires that STAR Ohio maintain the highest rating provided by at least one nationally recognized standard rating service. The City’s investment policy limits investments to those authorized by State statute.

Custodial Credit Risk: For an investment, custodial credit risk is the risk that, in the event of the failure of the counterparty, the City will not be able to recover the value of its investments or collateral securities that are in the possession of an outside party. The federal agency securities and U.S. Treasurer Notes are exposed to custodial credit risk in that they are uninsured, unregistered and held by the counterparty’s trust department or agent, but not in the City’s name. The City has no investment policy dealing with investment custodial risk beyond the requirement in State statute that prohibits payment for investments prior to the delivery of the securities representing such investments to the City Auditor or qualified trustee.

Concentration of Credit Risk: The City’s investment policy addresses concentration of credit risk by requiring investments to be diversified to reduce the risk of loss resulting from over concentration of assets in a specific issue or specific class of securities.

The following table includes the percentage of each investment type held by the City at December 31, 2018:

<u>Measurement/ Investment type</u>	<u>Measurement Amount</u>	<u>% of Total</u>
<i>Fair Value:</i>		
FHLB	\$ 2,087,647	39.97
FHLMC	1,842,707	35.28
FFCB	194,036	3.71
FNMA	494,010	9.46
U.S. Government money market	347,717	6.66
U.S. Treasury notes	241,660	4.62
<i>Amortized Cost:</i>		
STAR Ohio	15,740	0.30
	<u>\$ 5,223,517</u>	<u>100.00</u>

**CITY OF WHITEHALL
FRANKLIN COUNTY, OHIO**

NOTES TO THE BASIC FINANCIAL STATEMENTS
FOR THE YEAR ENDED DECEMBER 31, 2018

NOTE 4 - DEPOSITS AND INVESTMENTS - (Continued)

D. Reconciliation of Cash and Investments to the Statement of Net Position

The following is a reconciliation of cash and investments as reported in the note above to cash and investments as reported on the statement of net position as of December 31, 2018:

<u>Cash and investments per note</u>	
Carrying amount of deposits	\$ 20,835,294
Investments	5,223,517
Cash with fiscal and escrow agents	<u>282,229</u>
Total	<u>\$ 26,341,040</u>
 <u>Cash and investments per statement of net position</u>	
Governmental activities	\$ 26,082,277
Agency funds	<u>258,763</u>
Total	<u>\$ 26,341,040</u>

NOTE 5 - INTERFUNDS

A. Interfund transfers for the year ended December 31, 2018, consisted of the following, as reported in the fund financial statements:

<u>Transfers to nonmajor governmental funds from:</u>	<u>Amount</u>
General fund	\$ 5,308,266
TIF fund	445,720
Nonmajor governmental funds	10,272
<u>Transfers to general fund from:</u>	
Nonmajor governmental funds	<u>6,403</u>
Total transfers	<u>\$ 5,770,661</u>

Transfers are used to (1) move revenues from the fund that statute or budget requires to collect them to the fund that statute or budget requires to expend them, (2) move receipts restricted to debt service from the funds collecting the receipts to the debt service fund as debt service payments become due, and (3) use unrestricted revenues collected in the general fund to finance various programs accounted for in other funds in accordance with budgetary authorizations. Transfers from nonmajor governmental funds to the general fund were for residual fund transfers. Transfers from the TIF fund to nonmajor governmental funds were for debt service and economic development incentives. Transfers from nonmajor governmental funds to nonmajor governmental funds were for debt service and to close out a grant fund.

All transfers were made in accordance with Ohio Revised Code Sections 5705.14, 5705.15 and 5705.16. Interfund transfers between governmental funds are eliminated for reporting on the statement of activities.

**CITY OF WHITEHALL
FRANKLIN COUNTY, OHIO**

NOTES TO THE BASIC FINANCIAL STATEMENTS
FOR THE YEAR ENDED DECEMBER 31, 2018

NOTE 5 - INTERFUNDS - (Continued)

- B.** Interfund loans consisted of the following at December 31, 2018, as reported on the fund financial statements:

<u>Receivable fund</u>	<u>Payable fund</u>	<u>Amount</u>
General fund	Nonmajor governmental funds	\$ 350,000
Nonmajor governmental funds	Nonmajor governmental funds	<u>60,589</u>
Total		<u><u>\$ 410,589</u></u>

The interfund loans are expected to be repaid once the anticipated revenues are received by the borrowing funds. Interfund balances between governmental funds are eliminated for reporting on the

NOTE 6 - PROPERTY TAXES

Property taxes include amounts levied against all real and public utility property located in the City. Taxes collected from real property taxes (other than public utility) in one calendar year are levied in the preceding calendar year on the assessed value as of January 1 of that preceding year, the lien date. Assessed values are established by the County Auditor at 35 percent of appraised market value. All property is required to be revaluated every six years. Real property taxes are payable annually or semi-annually. If paid annually, payment is due December 31; if paid semi-annually, the first payment is due December 31, with the remainder payable by June 20. Under certain circumstances, State statute permits later payment dates to be established.

Public utility real and tangible personal property taxes collected in one calendar year are levied in the preceding calendar year on assessed values determined as of December 31 of the second year preceding the tax collection year, the lien date. Public utility tangible personal property is assessed at varying percentages of true value; public utility real property is assessed at 35 percent of true value. 2018 public utility property taxes became a lien December 31, 2017, are levied after October 1, 2018, and are collected in 2019 with real property taxes. Public utility property taxes are payable on the same dates as real property taxes described previously.

The County Treasurer collects property taxes on behalf of all taxing districts in the County, including the City of Whitehall. The County Auditor periodically remits to the City its portion of the taxes collected. Property taxes receivable represents real property taxes, public utility taxes, delinquent tangible personal property taxes and other outstanding delinquencies which are measurable as of December 31, 2018 and for which there is an enforceable legal claim. In the governmental funds, the current portion receivable has been offset by a deferred inflow of resources since the current taxes were not levied to finance 2018 operations and the collection of delinquent taxes has been offset by a deferred inflow of resources since the collection of the taxes during the available period is not subject to reasonable estimation. On a full accrual basis, collectible delinquent property taxes have been recorded as a receivable and revenue while on a modified accrual basis the revenue is considered a deferred inflow of resources.

**CITY OF WHITEHALL
FRANKLIN COUNTY, OHIO**

NOTES TO THE BASIC FINANCIAL STATEMENTS
FOR THE YEAR ENDED DECEMBER 31, 2018

NOTE 6 - PROPERTY TAXES

The full tax rate for all City operations for the year ended December 31, 2018 was \$1.50 per \$1,000 of assessed value. The assessed values of real and public utility property upon which 2018 property tax receipts were based are as follows:

Real property

Residential/agricultural	\$ 136,995,510
Commercial/industrial/mineral	97,041,580

Public utility

Real	144,800
Personal	<u>13,249,600</u>

Total assessed value	<u>\$ 247,431,490</u>
----------------------	-----------------------

NOTE 7 - LOCAL INCOME TAX

The City levies a municipal income tax of 2.5% on all salaries, wages, commissions and other compensation; on net profits earned within the City; and on incomes of residents earned outside of the City. In the latter case, the City allows a credit of 100% for any income tax paid to another municipality to a maximum of the total amount assessed. Employers within the City are required to withhold income tax on employees' compensation and remit the tax to the City either monthly or quarterly. Corporations and other individual taxpayers are required to pay their estimated tax quarterly and file a declaration annually. Income tax revenue has been reported as revenue in the general fund to the extent that it was measurable and available to finance current operations at December 31. Income tax revenue for 2018 was \$26,321,635 in the general fund.

NOTE 8 - TAX INCREMENT FINANCING DISTRICTS (TIF)

The City, pursuant to the Ohio Revised Code and City ordinances, has established five TIFs. A TIF represents a geographic area wherein property values created after the commencement date of the TIF are exempt, in whole or in part, from property taxes. Owners of such property, however, must pay amounts equal to the property taxes, known as "payments in lieu of taxes (PILOT)", as though the TIF had not been established. These "PILOTS" are then dedicated to the payments for various public improvements within or adjacent to the TIF area. Property values existing before the commencement date of a TIF continue to be subjected to property taxes. PILOT revenue was \$988,803 in 2018 as reported in the fund financial statements. The TIFs have a longevity of the shorter period of 30 years or until the public improvements are paid for. The property tax exemption then ceases; PILOT's cease and property taxes then apply to the increased property values.

**CITY OF WHITEHALL
FRANKLIN COUNTY, OHIO**

NOTES TO THE BASIC FINANCIAL STATEMENTS
FOR THE YEAR ENDED DECEMBER 31, 2018

NOTE 9 - RECEIVABLES

Receivables at December 31, 2018, consisted of taxes, accounts (billings for user charged services), accrued interest, special assessments, and intergovernmental receivables arising from grants, entitlements, and shared revenue. All intergovernmental receivables have been classified as “due from other governments” on the financial statements. Receivables have been recorded to the extent that they are measurable at December 31, 2018.

A summary of the principal items of receivables reported on the statement of net position follows:

Governmental activities:

Municipal income taxes	\$ 3,792,487
Property and other taxes	396,972
Payment in lieu of taxes	992,706
Accounts	541,049
Special assessments	230,302
Accrued interest	15,515
Due from other governments	<u>808,895</u>
Total	<u>\$ 6,777,926</u>

Receivables have been disaggregated on the face of the financial statements. The only receivable not expected to be collected within the subsequent year is the special assessments which are collected over the life of the assessment.

THIS SPACE INTENTIONALLY LEFT BLANK

**CITY OF WHITEHALL
FRANKLIN COUNTY, OHIO**

NOTES TO THE BASIC FINANCIAL STATEMENTS
FOR THE YEAR ENDED DECEMBER 31, 2018

NOTE 10 - CAPITAL ASSETS

Capital asset activity for the year ended December 31, 2018 was as follows:

<u>Governmental activities:</u>	<u>Balance</u> <u>12/31/17</u>	<u>Additions</u>	<u>Disposals</u>	<u>Balance</u> <u>12/31/18</u>
<i>Capital assets, not being depreciated:</i>				
Land	\$ 1,970,582	\$ -	\$ -	\$ 1,970,582
Construction in progress	<u>2,733,701</u>	<u>2,283,737</u>	<u>(3,400,515)</u>	<u>1,616,923</u>
Total capital assets, not being depreciated	<u>4,704,283</u>	<u>2,283,737</u>	<u>(3,400,515)</u>	<u>3,587,505</u>
<i>Capital assets, being depreciated:</i>				
Land improvements	741,316	-	-	741,316
Buildings and improvements	10,749,370	69,749	-	10,819,119
Equipment	3,708,923	513,022	(54,739)	4,167,206
Vehicles	3,563,364	1,361,677	(307,848)	4,617,193
Infrastructure	<u>43,468,016</u>	<u>4,967,745</u>	<u>-</u>	<u>48,435,761</u>
Total capital assets, being depreciated	<u>62,230,989</u>	<u>6,912,193</u>	<u>(362,587)</u>	<u>68,780,595</u>
<i>Less: accumulated depreciation:</i>				
Land improvements	(418,089)	(17,450)	-	(435,539)
Buildings and improvements	(5,467,334)	(190,961)	-	(5,658,295)
Equipment	(1,909,273)	(253,405)	35,580	(2,127,098)
Vehicles	(2,386,562)	(296,257)	285,389	(2,397,430)
Infrastructure	<u>(19,462,507)</u>	<u>(1,664,464)</u>	<u>-</u>	<u>(21,126,971)</u>
Total accumulated depreciation	<u>(29,643,765)</u>	<u>(2,422,537)</u>	<u>320,969</u>	<u>(31,745,333)</u>
Total capital assets, being depreciated, net	<u>32,587,224</u>	<u>4,489,656</u>	<u>(41,618)</u>	<u>37,035,262</u>
Governmental activities capital assets, net	<u>\$ 37,291,507</u>	<u>\$ 6,773,393</u>	<u>\$ (3,442,133)</u>	<u>\$ 40,622,767</u>

Depreciation expense was charged to functions/programs of the City as follows:

Governmental activities:

General government	\$ 75,070
Security of persons and property	363,412
Transportation	1,789,008
Community environment	28
Leisure time activity	<u>195,019</u>
Total depreciation expense - governmental activities	<u>\$ 2,422,537</u>

**CITY OF WHITEHALL
FRANKLIN COUNTY, OHIO**

NOTES TO THE BASIC FINANCIAL STATEMENTS
FOR THE YEAR ENDED DECEMBER 31, 2018

NOTE 11 - LESSEE DISCLOSURE

A. Capital Leases Obligation

During prior years, the City entered into capital lease agreements for the acquisition of copiers and copier equipment. The terms of the lease agreements provide an option to purchase the equipment. These leases meet the criteria of a capital lease, which defines a capital lease generally as one which transfers benefits and risks of ownership to the lessee at the conclusion of the lease term. Capital assets consisting of equipment have been capitalized in the amount of \$118,320. This amount represents the present value of the minimum lease payments at the time of acquisition. Accumulated depreciation as of December 31, 2018 was \$85,531, leaving a current book value of \$32,789. A corresponding liability was recorded in the government-wide financial statements. Principal and interest payments in 2018 totaled \$26,258 and \$2,471, respectively, paid by the technology fund (a nonmajor governmental fund).

The following is a schedule of the future minimum lease payments required under the capital lease obligations and the present value of the minimum lease payments as of December 31, 2018:

<u>Year Ending December 31,</u>	<u>Equipment</u>
2019	\$ 24,854
2020	10,353
2021	<u>1,305</u>
Total minimum lease payments	36,512
Less: amount representing interest	<u>(1,438)</u>
Present value of future minimum lease payments	<u>\$ 35,074</u>

B. Lease Agreement

During the prior year, the City entered into a Master Lease Agreement in the amount of \$1,631,772 for energy conservation measures. The interest rates on the lease is 2.90%. Principal and interest payments on the lease are due on April 29 and October 29 of each year and will be paid from the mechanical upgrades fund (a nonmajor governmental fund). The final maturity date is April 29, 2032.

**CITY OF WHITEHALL
FRANKLIN COUNTY, OHIO**

NOTES TO THE BASIC FINANCIAL STATEMENTS
FOR THE YEAR ENDED DECEMBER 31, 2018

NOTE 11 - LESSEE DISCLOSURE - (Continued)

The following is a summary of the City's future debt service principal and interest requirements for the lease.

<u>Year Ending December 31,</u>	<u>Equipment</u>
2019	\$ 128,263
2020	129,435
2021	130,667
2022	131,890
2023	133,147
2024 - 2028	686,564
2029 - 2032	<u>481,815</u>
Total minimum lease payments	1,821,781
Less: amount representing interest	<u>(326,784)</u>
Present value of future minimum lease payments	<u>\$ 1,494,997</u>

NOTE 12 - LONG -TERM OBLIGATIONS

A. During 2018, the following activity occurred in governmental activities long-term obligations. The long-term obligations at December 31, 2017 have been restated as described in Note 3.

<u>Governmental activities:</u>	<u>Restated Balance 12/31/17</u>	<u>Additions</u>	<u>Reductions</u>	<u>Balance 12/31/18</u>	<u>Amounts Due in One Year</u>
General obligation bonds	\$ 3,540,000	\$ -	\$ (240,000)	\$ 3,300,000	\$ 245,000
Real estate purchase contract	300,000	-	(100,000)	200,000	100,000
OPWC loans	1,055,848	604,589	(91,859)	1,568,578	80,197
Revenue bonds	3,865,000	-	(235,000)	3,630,000	240,000
FCIB loan	492,944	-	(58,030)	434,914	59,020
Lease agreement	1,576,947	-	(81,950)	1,494,997	85,525
Capital lease obligations	61,332	-	(26,258)	35,074	23,677
Net pension liability	33,523,791	-	(3,364,222)	30,159,569	-
Net OPEB liability	22,598,173	3,873,864	-	26,472,037	-
Compensated absences	<u>1,929,034</u>	<u>1,218,765</u>	<u>(1,181,322)</u>	<u>1,966,477</u>	<u>1,066,741</u>
Total governmental activities	<u>\$ 68,943,069</u>	<u>\$ 5,697,218</u>	<u>\$ (5,378,641)</u>	<u>\$ 69,261,646</u>	<u>\$ 1,900,160</u>

General Obligation Bonds

On February 20, 2007, the City issued general obligation refunding bonds (2007 various purpose refunding bonds). These bonds are general obligations of the City, for which its full faith and credit is pledged for repayment. The bonds have an annual interest rate of 4.00% and matured on December 1, 2017. Principal and interest payments are made out of the debt service fund (a nonmajor governmental fund).

**CITY OF WHITEHALL
FRANKLIN COUNTY, OHIO**

NOTES TO THE BASIC FINANCIAL STATEMENTS
FOR THE YEAR ENDED DECEMBER 31, 2018

NOTE 12 - LONG -TERM OBLIGATIONS - (Continued)

The reacquisition price exceeded the net carrying amount of the old debt by \$61,763. This amount was netted against the new debt and amortized over the remaining life of the refunded debt, which was equal to the life of the new debt issued.

On September 24, 2014, the City issued \$1,475,000 in general obligation serial bonds, for the purpose of improving streetscapes and acquiring land. These bonds are general obligations of the City, for which its full faith and credit is pledged for repayment. The bonds have an annual interest rate of 2.75% and are scheduled to mature on December 1, 2028. Principal and interest payments are made out of the debt service fund (a nonmajor governmental fund). At December 31, 2018, the City had \$80,725 of unspent bond proceeds remaining on the general obligation serial bonds.

On July 14, 2015, the City issued \$2,500,000 in recreational facilities construction and improvement bonds, for the purpose of designing, constructing and improving various recreational facilities. These bonds are general obligations of the City, for which its full faith and credit is pledged for repayment. The bonds have an annual interest rate of 2.69% and are scheduled to mature on June 1, 2030. Principal and interest payments are made out of the debt service fund (a nonmajor governmental fund). At December 31, 2018, the City had \$27,327 of unspent bond proceeds remaining on the recreational facilities construction and improvement bonds.

The following is a summary of the City's future annual debt service requirements to maturity for the general obligation bonds payable:

Year Ending December 31,	Principal	Interest	Total
2019	\$ 245,000	\$ 87,421	\$ 332,421
2020	260,000	80,707	340,707
2021	265,000	73,583	338,583
2022	275,000	66,324	341,324
2023	285,000	58,726	343,726
2024 - 2028	1,215,000	155,010	1,370,010
2029 - 2030	<u>755,000</u>	<u>29,125</u>	<u>784,125</u>
Total	<u>\$ 3,300,000</u>	<u>\$ 550,896</u>	<u>\$ 3,850,896</u>

Ohio Public Works Commission (OPWC) Loans

OPWC loans were issued during 2010 for the Mayflower Boulevard reconstruction, 2011 for the Country Club Village Roadway Improvements, 2012 for the Rosemore Avenue reconstruction, 2015 for Hamilton Road improvements, 2016 for additional Hamilton Road improvements and for Etna Road improvements, and during 2017 for additional Hamilton Road and Etna Road improvements. The 2018 proceeds were deposited into the City's nonmajor capital improvement funds. The loans are interest free and principal payments are made from the debt service fund (a nonmajor governmental fund).

**CITY OF WHITEHALL
FRANKLIN COUNTY, OHIO**

NOTES TO THE BASIC FINANCIAL STATEMENTS
FOR THE YEAR ENDED DECEMBER 31, 2018

NOTE 12 - LONG -TERM OBLIGATIONS - (Continued)

The following is a summary of the City's future debt service principal and interest requirements for the OPWC loans.

Year Ending December 31,	Principal	Interest	Total
2019	\$ 80,197	\$ -	\$ 80,197
2020	80,197	-	80,197
2021	80,197	-	80,197
2022	80,197	-	80,197
2023	80,197	-	80,197
2024 - 2028	400,983	-	400,983
2029 - 2033	384,780	-	384,780
2034 - 2038	209,668	-	209,668
2039 - 2043	157,946	-	157,946
2044	14,219	-	14,219
Total	<u>\$ 1,568,578</u>	<u>\$ -</u>	<u>\$ 1,568,578</u>

Revenue Bonds

The City has pledged future nontax revenues in the City's general fund to repay \$4,100,000 in in Series 2016 nontax revenue bonds. The City transfers the required amount of the debt payment to the debt service fund (a nonmajor governmental fund) yearly. The proceeds were used to acquire the real and personal property within the City generally known as the Commons at Royal Landing as part of a project to redevelop that property with a mix of commercial and residential uses. The Series 2016 revenue bonds are payable solely from nontax revenues in the general fund and are payable through 2031. The bonds have an annual interest rate of 2.20%. The most significant amounts of nontax revenues in the City's general fund which are pledged for these purposes are derived from charges for services, licenses and permits and fines and forfeitures. Annual principal and interest payments on the revenue bonds are expected to require less than 12.08 percent of general fund nontax revenues. The total principal and interest remaining to be paid on the Series 2016 revenue bonds is \$4,176,920. Principal and interest paid for the current year was \$235,000 and \$82,445, respectively. General fund nontax revenues for the current year were \$2,628,577.

The following is a summary of the City's future debt service principal and interest requirements for the Revenue Bonds.

Year Ending December 31,	Principal	Interest	Total
2019	\$ 240,000	\$ 77,220	\$ 317,220
2020	245,000	71,885	316,885
2021	250,000	66,440	316,440
2022	260,000	60,830	320,830
2023	265,000	55,055	320,055
2024 - 2028	1,425,000	183,865	1,608,865
2029 - 2031	945,000	31,625	976,625
Total	<u>\$ 3,630,000</u>	<u>\$ 546,920</u>	<u>\$ 4,176,920</u>

**CITY OF WHITEHALL
FRANKLIN COUNTY, OHIO**

NOTES TO THE BASIC FINANCIAL STATEMENTS
FOR THE YEAR ENDED DECEMBER 31, 2018

NOTE 12 - LONG -TERM OBLIGATIONS - (Continued)

Franklin County Infrastructure Bank (FCIB) Loan

During 2016, the City entered into a Franklin County Infrastructure Bank (FCIB) Loan in the amount of \$550,000. The proceeds will be used to finance improvements to the north Hamilton Road corridor. The interest rate on the loan is 1.70%. Principal and interest payments on the bonds are due on April 1 and October 1 of each year and will be paid from the debt service fund (a nonmajor governmental fund). The final maturity date is October 1, 2025.

The following is a summary of the City’s future debt service principal and interest requirements for the FCIB Loan.

Year Ending December 31,	Principal	Interest	Total
2019	\$ 59,020	\$ 7,144	\$ 66,164
2020	60,028	6,136	66,164
2021	61,053	5,112	66,165
2022	62,095	4,069	66,164
2023	63,155	3,009	66,164
2024 - 2025	<u>129,563</u>	<u>2,764</u>	<u>132,327</u>
Total	<u>\$ 434,914</u>	<u>\$ 28,234</u>	<u>\$ 463,148</u>

Lease Agreement

See Note 11 for detail on the City’s lease agreement obligation.

Capital lease obligations

See Note 11 for detail on the City’s capital lease obligations. In calculating the amount reported as “net investment in capital assets” on the statement of net position, it should be noted that \$1,120 of the capital lease obligation total of \$35,074 at December 31, 2018 was not used to acquire capital assets and therefore is excluded from the calculation and reported as a component of unrestricted net position.

Real Estate Purchase Contract

The City has entered into a real estate purchase contract for the acquisition of land to be held for resale. The contract required the City to pay the seller \$100,000 per year for a ten year period. Although the land acquired by the contract was sold during 2014, the City is still obligated to the real estate purchase contract. The contract is interest free and payments are made from the general fund.

Year Ending December 31,	Principal
2019	\$ 100,000
2020	<u>100,000</u>
Total	<u>\$ 200,000</u>

Net Pension Liability and Net OPEB Liability

See Notes 14 and 15 for more details. The City pays obligations related to employee compensation from their service which for the City, is primarily the general fund.

**CITY OF WHITEHALL
FRANKLIN COUNTY, OHIO**

NOTES TO THE BASIC FINANCIAL STATEMENTS
FOR THE YEAR ENDED DECEMBER 31, 2018

NOTE 12 - LONG -TERM OBLIGATIONS - (Continued)

Compensated Absences

Compensated absences are paid primarily from the general fund and the street maintenance and repair fund (a nonmajor governmental fund).

B. Legal Debt Margin

The Ohio Revised Code provides that the net debt of a municipal corporation, whether or not approved by the electors, shall not exceed 10.5% of the total value of all property in the municipal corporation as listed and assessed for taxation. In addition, the unvoted net debt of municipal corporations cannot exceed 5.5% of the total taxation value of property. The assessed valuation used in determining the City's legal debt margin has been modified by House Bill 530 which became effective March 30, 2006. In accordance with House Bill 530, the assessed valuation used in the City's legal debt margin calculation excludes tangible personal property used in business, telephone or telegraph property, interexchange telecommunications company property, and personal property owned or leased by a railroad company and used in railroad operations. The statutory limitations on debt are measured by a direct ratio of net debt to tax valuation and expressed in terms of a percentage. At December 31, 2018, the City's total debt margin was \$22,757,788 and the unvoted debt margin was \$13,608,732.

NOTE 13 - RISK MANAGEMENT

A. Comprehensive

The City is exposed to various risks of loss related to torts; theft of, damage to, and destruction of assets; errors and omissions; injuries to employees; and natural disasters. During 2018, the City was insured through U.S. Specialty Insurance Company for all property, general liability, auto, public official liability, errors and omissions and law enforcement liability. Real property contents are 90% coinsured.

The City has transferred its risk of loss to the insurance carrier to the extent of the limits shown below:

<u>Type of Coverage</u>	<u>Limits of Coverage</u>	<u>Deductible</u>
Property	\$21,346,982	\$1,000
General liability		
Per occurrence	1,000,000	0
Aggregate	5,000,000	0
Vehicles		
Comprehensive/Collision	1,000,000	1,000
Inland Marine	477,307	1,000
Law enforcement	1,000,000	5,000
Public management	1,000,000	5,000
Employment practices	1,000,000	5,000

B. Health Insurance

The City has a Risk Management program (within its general fund) to account for and finance its uninsured risks of loss. Under this program, the City provides coverage for up to a maximum of \$70,000 per person per year for 2018. The City purchases commercial insurance for claims in excess of coverage provided by the Plan and for all other risks of loss.

**CITY OF WHITEHALL
FRANKLIN COUNTY, OHIO**

NOTES TO THE BASIC FINANCIAL STATEMENTS
FOR THE YEAR ENDED DECEMBER 31, 2018

NOTE 13 - RISK MANAGEMENT – (Continued)

All funds of the City participate in the program. Payments are based on actuarial estimates of the amounts needed to pay prior-year and current-year claims and to establish a reserve for catastrophic losses. That reserve was \$474,919 at December 31, 2018 and is reported as a committed fund balance in the general fund. The claims liability reported in the general fund at December 31, 2018 is based on the requirements of GASB Statement No. 10 “Accounting and Financial Reporting for Risk Financing and Related Insurance Issues”, as amended by Statement No. 30 “Risk Financing Omnibus”, which requires that a liability for claims be reported at the estimated ultimate cost of settling the claims if information prior to the issuance of the financial statements indicates that it is probable that a liability has been incurred at the date of the financial statements and the amount of the loss can be reasonably estimated.

<u>Year</u>	<u>Beginning of Year Liability</u>	<u>Current Year Claims and Changes in Estimates</u>	<u>Claims Payments</u>	<u>End of Year Liability</u>
2018	\$ 130,086	\$ 2,704,035	\$ (2,627,102)	\$ 207,019
2017	176,806	2,616,020	(2,662,740)	130,086

The entire claims liability of \$207,019 will be liquidated using expendable available resources and, therefore, is reported as a liability of the general fund.

C. Workers’ Compensation

The City pays the State Workers’ Compensation System a premium based on a rate per \$100 of salaries. This rate is calculated based on accident history and administrative costs.

Claims have not exceeded coverage limitations in any of the past three years and there has been no significant reduction in coverage from the prior year.

NOTE 14 - DEFINED BENEFIT PENSION PLANS

Net Pension Liability/Asset

The net pension liability/asset reported on the statement of net position represents a liability or asset to employees for pensions. Pensions are a component of exchange transactions—between an employer and its employees—of salaries and benefits for employee services. Pensions are provided to an employee—on a deferred-payment basis—as part of the total compensation package offered by an employer for employee services each financial period. The obligation to sacrifice resources for pensions is a present obligation because it was created as a result of employment exchanges that already have occurred.

The net pension liability/asset represents the City’s proportionate share of each pension plan’s collective actuarial present value of projected benefit payments attributable to past periods of service, net of each pension plan’s fiduciary net position. The net pension liability/asset calculation is dependent on critical long-term variables, including estimated average life expectancies, earnings on investments, cost of living adjustments and others. While these estimates use the best information available, unknowable future events require adjusting this estimate annually.

**CITY OF WHITEHALL
FRANKLIN COUNTY, OHIO**

NOTES TO THE BASIC FINANCIAL STATEMENTS
FOR THE YEAR ENDED DECEMBER 31, 2018

NOTE 14 - DEFINED BENEFIT PENSION PLANS - (Continued)

The Ohio Revised Code limits the City's obligation for this liability to annually required payments. The City cannot control benefit terms or the manner in which pensions are financed; however, the City does receive the benefit of employees' services in exchange for compensation including pension.

GASB 68 assumes any net pension liability/asset is solely the obligation of the employer, because (1) they benefit from employee services; and (2) State statute requires all funding to come from these employers. All contributions to date have come solely from these employers (which also includes costs paid in the form of withholdings from employees). State statute requires the pension plans to amortize unfunded liabilities within 30 years. If the amortization period exceeds 30 years, each pension plan's board must propose corrective action to the State legislature. Any resulting legislative change to benefits or funding could significantly affect the net pension liability. Resulting adjustments to the net pension liability would be effective when the changes are legally enforceable.

Plan Description – Ohio Public Employees Retirement System (OPERS)

Plan Description - City employees, other than full-time police and firefighters, participate in the Ohio Public Employees Retirement System (OPERS). OPERS administers three separate pension plans. The Traditional Pension Plan is a cost-sharing, multiple-employer defined benefit pension plan. The Member-Directed Plan is a defined contribution plan and the Combined Plan is a cost-sharing, multiple-employer defined benefit pension plan with defined contribution features. While members (e.g. City employees) may elect the Member-Directed Plan and the Combined Plan, substantially all employee members are in OPERS' Traditional Pension Plan.

OPERS provides retirement, disability, survivor and death benefits, and annual cost of living adjustments to members of the Traditional Pension Plan. Authority to establish and amend benefits is provided by Chapter 145 of the Ohio Revised Code. OPERS issues a stand-alone financial report that includes financial statements, required supplementary information and detailed information about OPERS' fiduciary net position that may be obtained by visiting <https://www.opers.org/financial/reports.shtml>, by writing to the Ohio Public Employees Retirement System, 277 East Town Street, Columbus, Ohio 43215-4642, or by calling 800-222-7377.

**CITY OF WHITEHALL
FRANKLIN COUNTY, OHIO**

NOTES TO THE BASIC FINANCIAL STATEMENTS
FOR THE YEAR ENDED DECEMBER 31, 2018

NOTE 14 - DEFINED BENEFIT PENSION PLANS - (Continued)

Senate Bill (SB) 343 was enacted into law with an effective date of January 7, 2013. In the legislation, members were categorized into three groups with varying provisions of the law applicable to each group. The following table provides age and service requirements for retirement and the retirement formula applied to final average salary (FAS) for the three member groups under the Traditional Pension Plan as per the reduced benefits adopted by SB 343 (see OPERS CAFR referenced above for additional information):

Group A Eligible to retire prior to January 7, 2013 or five years after January 7, 2013	Group B 20 years of service credit prior to January 7, 2013 or eligible to retire ten years after January 7, 2013	Group C Members not in other Groups and members hired on or after January 7, 2013
State and Local	State and Local	State and Local
Age and Service Requirements: Age 60 with 60 months of service credit or Age 55 with 25 years of service credit	Age and Service Requirements: Age 60 with 60 months of service credit or Age 55 with 25 years of service credit	Age and Service Requirements: Age 57 with 25 years of service credit or Age 62 with 5 years of service credit
Formula: 2.2% of FAS multiplied by years of service for the first 30 years and 2.5% for service years in excess of 30	Formula: 2.2% of FAS multiplied by years of service for the first 30 years and 2.5% for service years in excess of 30	Formula: 2.2% of FAS multiplied by years of service for the first 35 years and 2.5% for service years in excess of 35

Final Average Salary (FAS) represents the average of the three highest years of earnings over a member's career for Groups A and B. Group C is based on the average of the five highest years of earnings over a member's career.

Members who retire before meeting the age and years of service credit requirement for unreduced benefits receive a percentage reduction in the benefit amount.

When a benefit recipient has received benefits for 12 months, an annual cost of living adjustment (COLA) is provided. This COLA is calculated on the base retirement benefit at the date of retirement and is not compounded. For those retiring prior to January 7, 2013, the COLA will continue to be a 3.00% simple annual COLA. For those retiring subsequent to January 7, 2013, beginning in calendar year 2019, the COLA will be based on the average percentage increase in the Consumer Price Index, capped at 2.25%.

Benefits in the Combined Plan consist of both an age-and-service formula benefit (defined benefit) and a defined contribution element. The defined benefit element is calculated on the basis of age, FAS, and years of service. Eligibility regarding age and years of service in the Combined Plan is the same as the Traditional Pension Plan. The benefit formula for the defined benefit component of the plan for State and Local members in transition Groups A and B applies a factor of 1.00% to the member's FAS for the first 30 years of service.

A factor of 1.25% is applied to years of service in excess of 30. The benefit formula for transition Group C applies a factor of 1.0% to the member's FAS and the first 35 years of service and a factor of 1.25% is applied to years in excess of 35. Persons retiring before age 65 with less than 30 years of service credit receive a percentage reduction in benefit. The defined contribution portion of the benefit is based on accumulated member contributions plus or minus any investment gains or losses on those contributions. Members retiring under the Combined Plan receive a 2.25% COLA adjustment on the defined benefit portion of their benefit.

**CITY OF WHITEHALL
FRANKLIN COUNTY, OHIO**

NOTES TO THE BASIC FINANCIAL STATEMENTS
FOR THE YEAR ENDED DECEMBER 31, 2018

NOTE 14 - DEFINED BENEFIT PENSION PLANS - (Continued)

Defined contribution plan benefits are established in the plan documents, which may be amended by the OPERS's Board of Trustees. Member-Directed Plan and Combined Plan members who have met the retirement eligibility requirements may apply for retirement benefits. The amount available for defined contribution benefits in the Combined Plan consists of the member's contributions plus or minus the investment gains or losses resulting from the member's investment selections. The amount available for defined contribution benefits in the Member-Directed Plan consists of the members' contributions, vested employer contributions and investment gains or losses resulting from the members' investment selections. Employer contributions and associated investment earnings vest over a five-year period, at a rate of 20% each year. For additional information, see the Plan Statement in the OPERS CAFR.

Funding Policy - The Ohio Revised Code (ORC) provides statutory authority for member and employer contributions as follows:

	State and Local
2018 Statutory Maximum Contribution Rates	
Employer	14.0 %
Employee	10.0 %
2018 Actual Contribution Rates	
Employer:	
Pension	14.0 %
Post-employment Health Care Benefits	0.0 %
Total Employer	14.0 %
Employee	10.0 %

Employer contribution rates are actuarially determined and are expressed as a percentage of covered payroll.

The City's contractually required contribution for the Traditional Pension Plan, the Combined Plan and Member-Directed Plan was \$943,753 for 2018. Of this amount, \$85,291 is reported as due to other governments.

Plan Description – Ohio Police & Fire Pension Fund (OP&F)

Plan Description - City full-time police and firefighters participate in Ohio Police and Fire Pension Fund (OP&F), a cost-sharing, multiple-employer defined benefit pension plan administered by OP&F. OP&F provides retirement and disability pension benefits, annual cost-of-living adjustments, and death benefits to plan members and beneficiaries. Benefit provisions are established by the Ohio State Legislature and are codified in Chapter 742 of the Ohio Revised Code. OP&F issues a publicly available financial report that includes financial information and required supplementary information and detailed information about OP&F fiduciary net position. The report that may be obtained by visiting the OPF website at www.op-f.org or by writing to the Ohio Police and Fire Pension Fund, 140 East Town Street, Columbus, Ohio 43215-5164.

**CITY OF WHITEHALL
FRANKLIN COUNTY, OHIO**

NOTES TO THE BASIC FINANCIAL STATEMENTS
FOR THE YEAR ENDED DECEMBER 31, 2018

NOTE 14 - DEFINED BENEFIT PENSION PLANS - (Continued)

Upon attaining a qualifying age with sufficient years of service, a member of OP&F may retire and receive a lifetime monthly pension. OP&F offers four types of service retirement: normal, service commuted, age/service commuted and actuarially reduced. Each type has different eligibility guidelines and is calculated using the member's average annual salary. The following discussion of the pension formula relates to normal service retirement.

For members hired after July 1, 2013, the minimum retirement age is 52 for normal service retirement with at least 25 years of service credit. For members hired on or before after July 1, 2013, the minimum retirement age is 48 for normal service retirement with at least 25 years of service credit.

The annual pension benefit for normal service retirement is equal to a percentage of the allowable average annual salary. The percentage equals 2.50% for each of the first 20 years of service credit, 2.00% for each of the next five years of service credit and 1.50% for each year of service credit in excess of 25 years. The maximum pension of 72.00% of the allowable average annual salary is paid after 33 years of service credit.

Under normal service retirement, retired members who are at least 55 years old and have been receiving OPF benefits for at least one year may be eligible for a cost-of-living allowance adjustment. The age 55 provision for receiving a COLA does not apply to those who are receiving a permanent and total disability benefit and statutory survivors.

Members retiring under normal service retirement, with less than 15 years of service credit on July 1, 2013, will receive a COLA equal to either three percent or the percent increase, if any, in the consumer price index (CPI) over the 12-month period ending on September 30 of the immediately preceding year, whichever is less. The COLA amount for members with at least 15 years of service credit as of July 1, 2013 is equal to three percent of their base pension or disability benefit.

Funding Policy - The Ohio Revised Code (ORC) provides statutory authority for member and employer contributions as follows:

	Police	Firefighters
2018 Statutory Maximum Contribution Rates		
Employer	19.50 %	24.00 %
Employee	12.25 %	12.25 %
2018 Actual Contribution Rates		
Employer:		
Pension	19.00 %	23.50 %
Post-employment Health Care Benefits	0.50 %	0.50 %
Total Employer	19.50 %	24.00 %
Employee	12.25 %	12.25 %

Employer contribution rates are expressed as a percentage of covered payroll. The City's contractually required contribution to OP&F was \$2,295,568 for 2018. Of this amount, \$227,861 is reported as due to other governments.

**CITY OF WHITEHALL
FRANKLIN COUNTY, OHIO**

NOTES TO THE BASIC FINANCIAL STATEMENTS
FOR THE YEAR ENDED DECEMBER 31, 2018

NOTE 14 - DEFINED BENEFIT PENSION PLANS - (Continued)

Net Pension Liabilities/Assets, Pension Expense, and Deferred Outflows of Resources and Deferred Inflows of Resources Related to Pensions

The net pension liability and net pension asset for the OPERS Traditional Pension Plan, Combined Plan and Member-Directed Plan, respectively, were measured as of December 31, 2017, and the total pension liability or asset used to calculate the net pension liability or asset was determined by an actuarial valuation as of that date. OP&F's total pension liability was measured as of December 31, 2017, and was determined by rolling forward the total pension liability as of January 1, 2017, to December 31, 2017. The City's proportion of the net pension liability or asset was based on the City's share of contributions to the pension plan relative to the contributions of all participating entities.

Following is information related to the proportionate share and pension expense:

	OPERS - Traditional	OPERS - Combined	OPERS - Member- Directed	OP&F	Total
Proportion of the net pension liability/asset prior measurement date	0.03364200%	0.00006200%	0.00860500%	0.40866200%	
Proportion of the net pension liability/asset current measurement date	<u>0.03365700%</u>	<u>0.00000000%</u>	<u>0.02242200%</u>	<u>0.40537000%</u>	
Change in proportionate share	<u>0.00001500%</u>	<u>-0.00006200%</u>	<u>0.01381700%</u>	<u>-0.00329200%</u>	
Proportionate share of the net pension liability	\$ 5,280,131	\$ -	\$ -	\$ 24,879,438	\$ 30,159,569
Proportionate share of the net pension asset	-	-	(783)	-	(783)
Pension expense	1,326,139	-	(254)	3,123,582	4,449,467

**CITY OF WHITEHALL
FRANKLIN COUNTY, OHIO**

NOTES TO THE BASIC FINANCIAL STATEMENTS
FOR THE YEAR ENDED DECEMBER 31, 2018

NOTE 14 - DEFINED BENEFIT PENSION PLANS - (Continued)

At December 31, 2018, the City reported deferred outflows of resources and deferred inflows of resources related to pensions from the following sources:

	OPERS - Traditional	OPERS - Member- Directed	OP&F	Total
Deferred outflows of resources				
Differences between expected and actual experience	\$ 5,392	\$ 1,524	\$ 377,563	\$ 384,479
Changes of assumptions	631,012	93	1,084,126	1,715,231
Changes in employer's proportionate percentage/difference between employer contributions	217,423	-	514,314	731,737
City contributions subsequent to the measurement date	927,602	16,151	2,295,568	3,239,321
Total deferred outflows of resources	<u>\$ 1,781,429</u>	<u>\$ 17,768</u>	<u>\$ 4,271,571</u>	<u>\$ 6,070,768</u>
Deferred inflows of resources				
Differences between expected and actual experience	\$ 104,055	\$ -	\$ 45,007	\$ 149,062
Net difference between projected and actual earnings on pension plan investments	1,133,572	218	860,636	1,994,426
Total deferred inflows of resources	<u>\$ 1,237,627</u>	<u>\$ 218</u>	<u>\$ 905,643</u>	<u>\$ 2,143,488</u>

**CITY OF WHITEHALL
FRANKLIN COUNTY, OHIO**

NOTES TO THE BASIC FINANCIAL STATEMENTS
FOR THE YEAR ENDED DECEMBER 31, 2018

NOTE 14 - DEFINED BENEFIT PENSION PLANS - (Continued)

\$3,239,321 reported as deferred outflows of resources related to pension resulting from City contributions subsequent to the measurement date will be recognized as a reduction of the net pension liability/asset in the year ending December 31, 2019.

Other amounts reported as deferred outflows of resources and deferred inflows of resources related to pension will be recognized in pension expense as follows:

Year Ending December 31:	OPERS -		OP&F	Total
	Traditional	Member-Directed		
2019	\$ 614,814	\$ 173	\$ 783,967	\$ 1,398,954
2020	(33,648)	170	557,700	524,222
2021	(499,163)	139	(365,058)	(864,082)
2022	(465,802)	144	(267,577)	(733,235)
2023	(1)	211	291,995	292,205
Thereafter	-	562	69,333	69,895
Total	<u>\$ (383,800)</u>	<u>\$ 1,399</u>	<u>\$ 1,070,360</u>	<u>\$ 687,959</u>

Actuarial Assumptions - OPERS

Actuarial valuations of an ongoing plan involve estimates of the values of reported amounts and assumptions about the probability of occurrence of events far into the future. Examples include assumptions about future employment, mortality, and cost trends. Actuarially determined amounts are subject to continual review or modification as actual results are compared with past expectations and new estimates are made about the future.

Projections of benefits for financial reporting purposes are based on the substantive plan (the plan as understood by the employers and plan members) and include the types of benefits provided at the time of each valuation. The total pension liability was determined by an actuarial valuation as of December 31, 2017, using the following actuarial assumptions applied to all prior periods included in the measurement in accordance with the requirements of GASB 67.

Wage inflation	3.25%
Future salary increases, including inflation COLA or ad hoc COLA	3.25% to 10.75% including wage inflation Pre 1/7/2013 retirees: 3.00%, simple Post 1/7/2013 retirees: 3.00%, simple through 2018, then 2.15% simple
Investment rate of return	7.50%
Actuarial cost method	Individual entry age

**CITY OF WHITEHALL
FRANKLIN COUNTY, OHIO**

NOTES TO THE BASIC FINANCIAL STATEMENTS
FOR THE YEAR ENDED DECEMBER 31, 2018

NOTE 14 - DEFINED BENEFIT PENSION PLANS - (Continued)

Pre-retirement mortality rates are based on the RP-2014 Employees mortality table for males and females, adjusted for mortality improvement back to the observation period base year of 2006. The base year for males and females was then established to be 2015 and 2010, respectively. Post-employment mortality rates are based on the RP-2014 Healthy Annuitant mortality table for males and females, adjusted for mortality improvement back to the observation period base year of 2006. The base year for males and females was then established to be 2015 and 2010, respectively. Post-employment mortality rates for disabled retirees are based on the RP-2014 Disabled mortality table for males and females, adjusted for mortality improvement back to the observation period base year of 2006. The base year for males and females was then established to be 2015 and 2010, respectively. Mortality rates for a particular calendar year for both healthy and disabled retiree mortality tables are determined by applying the MP-2015 mortality improvement scale to the above described tables.

The most recent experience study was completed for the five-year period ended December 31, 2015.

The long-term rate of return on defined benefit investment assets was determined using a building-block method in which best-estimate ranges of expected future real rates of return are developed for each major asset class. These ranges are combined to produce the long-term expected real rate of return by weighting the expected future real rates of return by the target asset allocation percentage, adjusted for inflation.

During 2017, OPERS managed investments in three investment portfolios: the Defined Benefit portfolio, the Health Care portfolio, and the Defined Contribution portfolio. The Defined Benefit portfolio contains the investment assets for the Traditional Pension Plan, the defined benefit component of the Combined Plan and the annuitized accounts of the Member-Directed Plan. Within the Defined Benefit portfolio, contributions into the plans are all recorded at the same time, and benefit payments all occur on the first of the month. Accordingly, the money-weighted rate of return is considered to be the same for all plans within the portfolio. The annual money-weighted rate of return expressing investment performance, net of investment expenses and adjusted for the changing amounts actually invested, for the Defined Benefit portfolio was 16.82% for 2017.

The allocation of investment assets with the Defined Benefit portfolio is approved by the OPERS Board of Trustees as outlined in the annual investment plan. Plan assets are managed on a total return basis with a long-term objective of achieving and maintaining a fully funded status for the benefits provided through the defined benefit pension plans. The table below displays the Board-approved asset allocation policy for 2017 and the long-term expected real rates of return:

<u>Asset Class</u>	<u>Target Allocation</u>	<u>Weighted Average Long-Term Expected Real Rate of Return (Arithmetic)</u>
Fixed income	23.00 %	2.20 %
Domestic equities	19.00	6.37
Real estate	10.00	5.26
Private equity	10.00	8.97
International equities	20.00	7.88
Other investments	18.00	5.26
Total	<u>100.00 %</u>	<u>5.66 %</u>

**CITY OF WHITEHALL
FRANKLIN COUNTY, OHIO**

NOTES TO THE BASIC FINANCIAL STATEMENTS
FOR THE YEAR ENDED DECEMBER 31, 2018

NOTE 14 - DEFINED BENEFIT PENSION PLANS - (Continued)

Discount Rate - The discount rate used to measure the total pension liability/asset was 7.50%, post-experience study results, for the Traditional Pension Plan, the Combined Plan and Member-Directed Plan. The projection of cash flows used to determine the discount rate assumed that contributions from plan members and those of the contributing employers are made at the contractually required rates, as actuarially determined. Based on those assumptions, the pension plan's fiduciary net position was projected to be available to make all projected future benefits payments of current plan members. Therefore, the long-term expected rate of return on pension plan investments for the Traditional Pension Plan, Combined Plan and Member-Directed Plan was applied to all periods of projected benefit payments to determine the total pension liability.

Sensitivity of the City's Proportionate Share of the Net Pension Liability to Changes in the Discount Rate - The following table presents the City's proportionate share of the net pension liability/asset calculated using the current period discount rate assumption of 7.50%, as well as what the City's proportionate share of the net pension liability/asset would be if it were calculated using a discount rate that is one-percentage-point lower (6.50%) or one-percentage-point higher (8.50%) than the current rate:

	1% Decrease (6.50%)	Current Discount Rate (7.50%)	1% Increase (8.50%)
City's proportionate share of the net pension liability (asset):			
Traditional Pension Plan	\$ 9,376,167	\$ 5,280,131	\$ 1,865,271
Member-Directed Plan	(448)	(783)	(1,121)

Actuarial Assumptions – OP&F

OP&F's total pension liability as of December 31, 2017 is based on the results of an actuarial valuation date of January 1, 2017, and rolled-forward using generally accepted actuarial procedures. The total pension liability is determined by OP&F's actuaries in accordance with GASB Statement No. 67, as part of their annual valuation. Actuarial valuations of an ongoing plan involve estimates of reported amounts and assumptions about probability of occurrence of events far into the future. Examples include assumptions about future employment mortality, salary increases, disabilities, retirements and employment terminations. Actuarially determined amounts are subject to continual review and potential modifications, as actual results are compared with past expectations and new estimates are made about the future.

**CITY OF WHITEHALL
FRANKLIN COUNTY, OHIO**

NOTES TO THE BASIC FINANCIAL STATEMENTS
FOR THE YEAR ENDED DECEMBER 31, 2018

NOTE 14 - DEFINED BENEFIT PENSION PLANS - (Continued)

Key methods and assumptions used in calculating the total pension liability in the latest actuarial valuation, prepared as of January 1, 2017, are presented below. The following were the most significant changes of assumptions that affected the total pension liability since the prior measurement date: (a) reduction in the investment rate of return from 8.25% to 8.00%, (b) projected salary increases decreased from 4.25% - 11.00% to 3.75% - 10.50%, (c) payroll increases decreased from 3.75% to 3.25%, (d) inflation assumptions decreased from 3.25% to 2.75% and (e) Cost of Living Adjustments (COLAs) decreased from 2.60% to 2.20%.

Valuation date	January 1, 2017
Actuarial cost method	Entry age normal
Investment rate of return	8.00%
Projected salary increases	3.75% - 10.50%
Payroll increases	3.25%
Inflation assumptions	2.75%
Cost of living adjustments	2.20% and 3.00% simple

Rates of death are based on the RP2000 Combined Table, age-adjusted as follows. For active members, set back six years. For disability retirements, set forward five years for police and three years for firefighters. For service retirements, set back zero years for police and two years for firefighters. For beneficiaries, set back zero years. The rates are applied on a fully generational basis, with a base year of 2009, using mortality improvement Scale AA.

The most recent experience study was completed for the five-year period ended December 31, 2016. The recommended assumption changes based on this experience study were adopted by OPF's Board and were effective beginning with the January 1, 2017 actuarial valuation.

The long-term expected rate of return on pension plan investments was determined using a building-block approach and assumes a time horizon, as defined in the Statement of Investment Policy and Guidelines. A forecasted rate of inflation serves as the baseline for the return expected. Various real return premiums over the baseline inflation rate have been established for each asset class. The long-term expected nominal rate of return has been determined by calculating a weighted average of the expected real return premiums for each asset class, adding the projected inflation rate and adding the expected return from rebalancing uncorrelated asset classes.

**CITY OF WHITEHALL
FRANKLIN COUNTY, OHIO**

NOTES TO THE BASIC FINANCIAL STATEMENTS
FOR THE YEAR ENDED DECEMBER 31, 2018

NOTE 14 - DEFINED BENEFIT PENSION PLANS - (Continued)

Best estimates of the long-term expected geometric real rates of return for each major asset class included in OPF's target asset allocation as of December 31, 2017 are summarized below:

Asset Class	Target Allocation	10 Year Expected Real Rate of Return **	30 Year Expected Real Rate of Return **
Cash and Cash Equivalents	- %		
Domestic Equity	16.00	4.22 %	5.39 %
Non-US Equity	16.00	4.41	5.59
Private Markets	8.00	6.67	8.08
Core Fixed Income *	23.00	1.57	2.71
High Yield Fixed Income	7.00	2.94	4.71
Private Credit	5.00	6.93	7.26
Global Inflation			
Protected Securities *	17.00	0.98	2.52
Master Limited Partnerships	8.00	7.50	7.93
Real Assets	8.00	6.88	7.24
Private Real Estate	12.00	5.58	6.34
Total	120.00 %		

Note: assumptions are geometric.

* levered 2x

** numbers include inflation

OP&F's Board of Trustees has incorporated the risk parity concept into OP&F's asset liability valuation with the goal of reducing equity risk exposure, which reduces overall Total Portfolio risk without sacrificing return and creating a more risk-balanced portfolio based on the relationship between asset classes and economic environments. From the notional portfolio perspective above, the Total Portfolio may be levered up to 1.20 times due to the application of leverage in certain fixed income asset classes.

Discount Rate - The total pension liability was calculated using the discount rate of 8.00%. A discount rate of 8.25% was used in the prior measurement period. The projection of cash flows used to determine the discount rate assumed the contributions from employers and from the members would be computed based on contribution requirements as stipulated by State statute. Projected inflows from investment earning were calculated using the longer-term assumed investment rate of return 8.00%. Based on those assumptions, the plan's fiduciary net position was projected to be available to make all future benefit payments of current plan members. Therefore, a long-term expected rate of return on pension plan investments was applied to all periods of projected benefits to determine the total pension liability.

**CITY OF WHITEHALL
FRANKLIN COUNTY, OHIO**

NOTES TO THE BASIC FINANCIAL STATEMENTS
FOR THE YEAR ENDED DECEMBER 31, 2018

NOTE 14 - DEFINED BENEFIT PENSION PLANS - (Continued)

Sensitivity of the City's Proportionate Share of the Net Pension Liability to Changes in the Discount Rate - Net pension liability is sensitive to changes in the discount rate, and to illustrate the potential impact the following table presents the net pension liability calculated using the discount rate of 8.00%, as well as what the net pension liability would be if it were calculated using a discount rate that is one percentage point lower (7.00%), or one percentage point higher (9.00%) than the current rate.

	1% Decrease (7.00%)	Current Discount Rate (8.00%)	1% Increase (9.00%)
City's proportionate share of the net pension liability	\$ 34,489,355	\$ 24,879,438	\$ 17,041,580

NOTE 15 - DEFINED BENEFIT OPEB PLANS

Net OPEB Liability

For 2018, Governmental Accounting Standards Board (GASB) Statement No. 75, “Accounting and Financial Reporting for Postemployment Benefits Other Than Pensions” was effective. This GASB pronouncement had no effect on beginning net position as reported January 1, 2018, as the net OPEB liability is not reported in the accompanying financial statements. The net OPEB liability has been disclosed below.

OPEB is a component of exchange transactions—between an employer and its employees—of salaries and benefits for employee services. OPEB are provided to an employee—on a deferred-payment basis—as part of the total compensation package offered by an employer for employee services each financial period.

The net OPEB liability represents the City’s proportionate share of each OPEB plan’s collective actuarial present value of projected benefit payments attributable to past periods of service, net of each OPEB plan’s fiduciary net position. The net OPEB liability calculation is dependent on critical long-term variables, including estimated average life expectancies, earnings on investments, cost of living adjustments and others. While these estimates use the best information available, unknowable future events require adjusting these estimates annually.

Ohio Revised Code limits the City’s obligation for this liability to annually required payments. The City cannot control benefit terms or the manner in which OPEB are financed; however, the City does receive the benefit of employees’ services in exchange for compensation including OPEB.

GASB 75 assumes the liability is solely the obligation of the employer, because they benefit from employee services. OPEB contributions come from these employers and health care plan enrollees which pay a portion of the health care costs in the form of a monthly premium. The Ohio revised Code permits, but does not require the retirement systems to provide healthcare to eligible benefit recipients. Any change to benefits or funding could significantly affect the net OPEB liability. Resulting adjustments to the net OPEB liability would be effective when the changes are legally enforceable. The retirement systems may allocate a portion of the employer contributions to provide for these OPEB benefits.

The net OPEB liability is disclosed as a commitment and not reported on the face of the financial statements as a liability because of the use of the modified cash basis framework.

**CITY OF WHITEHALL
FRANKLIN COUNTY, OHIO**

NOTES TO THE BASIC FINANCIAL STATEMENTS
FOR THE YEAR ENDED DECEMBER 31, 2018

NOTE 15 - DEFINED BENEFIT OPEB PLANS - (Continued)

Plan Description – Ohio Public Employees Retirement System (OPERS)

Plan Description - The Ohio Public Employees Retirement System (OPERS) administers three separate pension plans: the traditional pension plan, a cost-sharing, multiple-employer defined benefit pension plan; the member-directed plan, a defined contribution plan; and the combined plan, a cost-sharing, multiple-employer defined benefit pension plan that has elements of both a defined benefit and defined contribution plan.

OPERS maintains a cost-sharing, multiple-employer defined benefit post-employment health care trust, which funds multiple health care plans including medical coverage, prescription drug coverage and deposits to a Health Reimbursement Arrangement to qualifying benefit recipients of both the traditional pension and the combined plans. This trust is also used to fund health care for member-directed plan participants, in the form of a Retiree Medical Account (RMA). At retirement or refund, member directed plan participants may be eligible for reimbursement of qualified medical expenses from their vested RMA balance.

In order to qualify for postemployment health care coverage, age and service retirees under the traditional pension and combined plans must have twenty or more years of qualifying Ohio service credit. Health care coverage for disability benefit recipients and qualified survivor benefit recipients is available. The health care coverage provided by OPERS meets the definition of an Other Post Employment Benefit (OPEB) as described in GASB Statement 75. See OPERS' CAFR referenced below for additional information.

The Ohio Revised Code permits, but does not require OPERS to provide health care to its eligible benefit recipients. Authority to establish and amend health care coverage is provided to the Board in Chapter 145 of the Ohio Revised Code.

Disclosures for the health care plan are presented separately in the OPERS financial report. Interested parties may obtain a copy by visiting <https://www.opers.org/financial/reports.shtml>, by writing to OPERS, 277 East Town Street, Columbus, Ohio 43215-4642, or by calling (614) 222-5601 or 800-222-7377.

Funding Policy - The Ohio Revised Code provides the statutory authority requiring public employers to fund postemployment health care through their contributions to OPERS. When funding is approved by OPERS' Board of Trustees, a portion of each employer's contribution to OPERS is set aside to fund OPERS health care plans. Beginning in 2018, health care is not being funded.

Employer contribution rates are expressed as a percentage of the earnable salary of active members. In 2018, state and local employers contributed at a rate of 14.0 percent of earnable salary and public safety and law enforcement employers contributed at 18.1 percent. These are the maximum employer contribution rates permitted by the Ohio Revised Code. Active member contributions do not fund health care.

**CITY OF WHITEHALL
FRANKLIN COUNTY, OHIO**

NOTES TO THE BASIC FINANCIAL STATEMENTS
FOR THE YEAR ENDED DECEMBER 31, 2018

NOTE 15 - DEFINED BENEFIT OPEB PLANS - (Continued)

Each year, the OPERS Board determines the portion of the employer contribution rate that will be set aside to fund health care plans. The portion of employer contributions allocated to health care for members in the Traditional Pension Plan and Combined Plan was 1.0 percent during calendar year 2017. As recommended by OPERS' actuary, the portion of employer contributions allocated to health care beginning January 1, 2018 decreased to 0 percent for both plans. The OPERS Board is also authorized to establish rules for the retiree or their surviving beneficiaries to pay a portion of the health care provided. Payment amounts vary depending on the number of covered dependents and the coverage selected. The employer contribution as a percentage of covered payroll deposited into the RMA for participants in the Member-Directed Plan for 2018 was 4.0 percent.

Employer contribution rates are actuarially determined and are expressed as a percentage of covered payroll. The City's contractually required contribution was \$6,460 for 2018. Of this amount, \$584 is reported as due to other governments.

Plan Description – Ohio Police & Fire Pension Fund (OP&F)

Plan Description – The City contributes to the Ohio Police and Fire Pension Fund (OP&F) sponsored healthcare program, a cost-sharing, multiple-employer defined post-employment healthcare plan administered by a third-party provider. This program is not guaranteed and is subject to change at any time upon action of the Board of Trustees. OP&F provides health care benefits including coverage for medical, prescription drug, dental, vision, and Medicare Part B Premium to retirees, qualifying benefit recipients and their eligible dependents.

OP&F provides access to postemployment health care coverage for any person who receives or is eligible to receive a monthly service, disability, or statutory survivor benefit, or is a spouse or eligible dependent child of such person. The health care coverage provided by OP&F meets the definition of an Other Post Employment Benefit (OPEB) as described in Government Accounting Standards Board (GASB) Statement No. 75.

The Ohio Revised Code allows, but does not mandate, OP&F to provide OPEB benefits. Authority for the OP&F Board of Trustees to provide health care coverage to eligible participants and to establish and amend benefits is codified in Chapter 742 of the Ohio Revised Code.

OP&F issues a publicly available financial report that includes financial information and required supplementary information for the plan. The report may be obtained by visiting the OP&F website at www.op-f.org or by writing to the Ohio Police and Fire Pension Fund, 140 East Town Street, Columbus, Ohio 43215-5164.

Funding Policy – The Ohio Revised Code provides for contribution requirements of the participating employers and of plan members to the OP&F defined benefit pension plan. Participating employers are required to contribute to the pension plan at rates expressed as percentages of the payroll of active pension plan members, currently 19.5 percent and 24 percent of covered payroll for police and fire employer units, respectively. The Ohio Revised Code states that the employer contribution may not exceed 19.5 percent of covered payroll for police employer units and 24 percent of covered payroll for fire employer units. Active members do not make contributions to the OPEB Plan.

**CITY OF WHITEHALL
FRANKLIN COUNTY, OHIO**

NOTES TO THE BASIC FINANCIAL STATEMENTS
FOR THE YEAR ENDED DECEMBER 31, 2018

NOTE 15 - DEFINED BENEFIT OPEB PLANS - (Continued)

OP&F maintains funds for health care in two separate accounts. There is one account for health care benefits and one account for Medicare Part B reimbursements. A separate health care trust accrual account is maintained for health care benefits under IRS Code Section 115 trust. An Internal Revenue Code 401(h) account is maintained for Medicare Part B reimbursements.

The Board of Trustees is authorized to allocate a portion of the total employer contributions made into the pension plan to the Section 115 trust and the Section 401(h) account as the employer contribution for retiree health care benefits. For 2018, the portion of employer contributions allocated to health care was 0.5 percent of covered payroll. The amount of employer contributions allocated to the health care plan each year is subject to the Trustees' primary responsibility to ensure that pension benefits are adequately funded and is limited by the provisions of Sections 115 and 401(h).

The OP&F Board of Trustees is also authorized to establish requirements for contributions to the health care plan by retirees and their eligible dependents or their surviving beneficiaries. Payment amounts vary depending on the number of covered dependents and the coverage selected.

Beginning January 1, 2019, OP&F is changing its retiree health care model and the current self-insured health care plan will no longer be offered. In its place is a stipend-based health care model. A stipend funded by OP&F will be placed in individual Health Reimbursement Accounts that retirees will use to be reimbursed for health care expenses.

The City's contractually required contribution to OP&F was \$54,220 for 2018. Of this amount, \$2,505 is reported as due to other governments.

Net OPEB Liabilities, OPEB Expense, and Deferred Outflows or Resources and Deferred Inflows of Resources Related to OPEB

The net OPEB liability and total OPEB liability for OPERS were determined by an actuarial valuation as of December 31, 2016, rolled forward to the measurement date of December 31, 2017, by incorporating the expected value of health care cost accruals, the actual health care payment, and interest accruals during the year. OP&F's total OPEB liability was measured as of December 31, 2017, and was determined by rolling forward the total OPEB liability as of January 1, 2017, to December 31, 2017. The City's proportion of the net OPEB liability was based on the City's share of contributions to the retirement plan relative to the contributions of all participating entities. Following is information related to the proportionate share and OPEB expense:

	OPERS	OP&F	Total
Proportion of the net OPEB liability prior measurement date	0.03168100%	0.40866200%	
Proportion of the net OPEB liability current measurement date	<u>0.03227000%</u>	<u>0.40537000%</u>	
Change in proportionate share	<u>0.00058900%</u>	<u>-0.00329200%</u>	
Proportionate share of the net OPEB liability	\$ 3,504,284	\$ 22,967,753	\$ 26,472,037
OPEB expense	\$ 323,064	\$ 1,914,723	\$ 2,237,787

**CITY OF WHITEHALL
FRANKLIN COUNTY, OHIO**

NOTES TO THE BASIC FINANCIAL STATEMENTS
FOR THE YEAR ENDED DECEMBER 31, 2018

NOTE 15 - DEFINED BENEFIT OPEB PLANS - (Continued)

At December 31, 2018, the City reported deferred outflows of resources and deferred inflows of resources related to OPEB from the following sources:

	<u>OPERS</u>	<u>OP&F</u>	<u>Total</u>
Deferred outflows of resources			
Differences between expected and actual experience	\$ 2,730	\$ -	\$ 2,730
Changes of assumptions	255,150	2,241,159	2,496,309
Changes in employer's proportionate percentage/ difference between employer contributions	50,605	-	50,605
City contributions subsequent to the measurement date	6,460	54,220	60,680
Total deferred outflows of resources	<u>\$ 314,945</u>	<u>\$ 2,295,379</u>	<u>\$ 2,610,324</u>
Deferred inflows of resources			
Differences between expected and actual experience	\$ -	\$ 115,839	\$ 115,839
Net difference between projected and actual earnings on pension plan investments	261,046	151,183	412,229
Changes in employer's proportionate percentage/ difference between employer contributions	-	269,631	269,631
Total deferred inflows of resources	<u>\$ 261,046</u>	<u>\$ 536,653</u>	<u>\$ 797,699</u>

\$60,680 reported as deferred outflows of resources related to OPEB resulting from City contributions subsequent to the measurement date will be recognized as a reduction of the net OPEB liability in the year ending December 31, 2019.

**CITY OF WHITEHALL
FRANKLIN COUNTY, OHIO**

NOTES TO THE BASIC FINANCIAL STATEMENTS
FOR THE YEAR ENDED DECEMBER 31, 2018

NOTE 15 - DEFINED BENEFIT OPEB PLANS - (Continued)

Other amounts reported as deferred outflows of resources and deferred inflows of resources related to pension will be recognized in pension expense as follows:

Year Ending December 31:	OPERS	OP&F	Total
2019	\$ 82,226	\$ 212,943	\$ 295,169
2020	82,226	212,943	295,169
2021	(51,751)	212,943	161,192
2022	(65,261)	249,565	184,304
2023	(1)	287,362	287,361
Thereafter	-	528,750	528,750
Total	\$ 47,439	\$ 1,704,506	\$ 1,751,945

Actuarial Assumptions - OPERS

Actuarial valuations of an ongoing plan involve estimates of the values of reported amounts and assumptions about the probability of occurrence of events far into the future. Examples include assumptions about future employment, mortality, and cost trends. Actuarially determined amounts are subject to continual review or modification as actual results are compared with past expectations and new estimates are made about the future.

Projections of benefits for financial reporting purposes are based on the substantive plan and include the types of coverage provided at the time of each valuation and the historical pattern of sharing of costs between OPERS and plan members. The total OPEB liability was determined by an actuarial valuation as of December 31, 2016, rolled forward to the measurement date of December 31, 2017. The actuarial valuation used the following actuarial assumptions applied to all prior periods included in the measurement in accordance with the requirements of GASB 74:

Wage Inflation	3.25 percent
Projected Salary Increases, including inflation	3.25 to 10.75 percent including wage inflation
Single Discount Rate:	
Current measurement date	3.85 percent
Prior Measurement date	4.23 percent
Investment Rate of Return	6.50 percent
Municipal Bond Rate	3.31 percent
Health Care Cost Trend Rate	7.5 percent, initial 3.25 percent, ultimate in 2028
Actuarial Cost Method	Individual Entry Age

**CITY OF WHITEHALL
FRANKLIN COUNTY, OHIO**

NOTES TO THE BASIC FINANCIAL STATEMENTS
FOR THE YEAR ENDED DECEMBER 31, 2018

NOTE 15 - DEFINED BENEFIT OPEB PLANS - (Continued)

Pre-retirement mortality rates are based on the RP-2014 Employees mortality table for males and females, adjusted for mortality improvement back to the observation period base year of 2006. The base year for males and females was then established to be 2015 and 2010, respectively. Post-employment mortality rates are based on the RP-2014 Healthy Annuitant mortality table for males and females, adjusted for mortality improvement back to the observation period base year of 2006. The base year for males and females was then established to be 2015 and 2010, respectively. Post-employment mortality rates for disabled retirees are based on the RP-2014 Disabled mortality table for males and females, adjusted for mortality improvement back to the observation period base year of 2006. The base year for males and females was then established to be 2015 and 2010, respectively. Mortality rates for a particular calendar year are determined by applying the MP-2015 mortality improvement scale to all of the above described tables.

The most recent experience study was completed for the five year period ended December 31, 2015.

The long-term expected rate of return on health care investment assets was determined using a building-block method in which best-estimate ranges of expected future real rates of return are developed for each major asset class. These ranges are combined to produce the long-term expected real rate of return by weighting the expected future real rates of return by the target asset allocation percentage, adjusted for inflation.

During 2017, OPERS managed investments in three investment portfolios: the Defined Benefit portfolio, the Health Care portfolio and the Defined Contribution portfolio. The Health Care portfolio includes the assets for health care expenses for the Traditional Pension Plan, Combined Plan and Member-Directed Plan eligible members. Within the Health Care portfolio, contributions into the plans are assumed to be received continuously throughout the year based on the actual payroll payable at the time contributions are made, and health care-related payments are assumed to occur mid-year. Accordingly, the money-weighted rate of return is considered to be the same for all plans within the portfolio. The annual money-weighted rate of return expressing investment performance, net of investment expenses and adjusted for the changing amounts actually invested, for the Health Care portfolio is 15.2 percent for 2017.

The allocation of investment assets with the Health Care portfolio is approved by the Board of Trustees as outlined in the annual investment plan. Assets are managed on a total return basis with a long-term objective of continuing to offer a sustainable health care program for current and future retirees. OPERS' primary goal is to achieve and maintain a fully funded status for the benefits provided through the defined pension plans. Health care is a discretionary benefit. The table below displays the Board-approved asset allocation policy for 2017 and the long-term expected real rates of return:

Asset Class	Target Allocation	Weighted Average Long-Term Expected Real Rate of Return (Arithmetic)
Fixed Income	34.00 %	1.88 %
Domestic Equities	21.00	6.37
Real Estate Investment Trust	6.00	5.91
International Equities	22.00	7.88
Other investments	17.00	5.39
Total	100.00 %	4.98 %

**CITY OF WHITEHALL
FRANKLIN COUNTY, OHIO**

NOTES TO THE BASIC FINANCIAL STATEMENTS
FOR THE YEAR ENDED DECEMBER 31, 2018

NOTE 15 - DEFINED BENEFIT OPEB PLANS - (Continued)

Discount Rate A single discount rate of 3.85 percent was used to measure the OPEB liability on the measurement date of December 31, 2017. A single discount rate of 4.23 percent was used to measure the OPEB liability on the measurement date of December 31, 2016. Projected benefit payments are required to be discounted to their actuarial present value using a single discount rate that reflects (1) a long-term expected rate of return on OPEB plan investments (to the extent that the health care fiduciary net position is projected to be sufficient to pay benefits), and (2) tax-exempt municipal bond rate based on an index of 20-year general obligation bonds with an average AA credit rating as of the measurement date (to the extent that the contributions for use with the long-term expected rate are not met). This single discount rate was based on an expected rate of return on the health care investment portfolio of 6.50 percent and a municipal bond rate of 3.31 percent. The projection of cash flows used to determine this single discount rate assumed that employer contributions will be made at rates equal to the actuarially determined contribution rate. Based on these assumptions, the health care fiduciary net position and future contributions were sufficient to finance health care costs through 2034. As a result, the long-term expected rate of return on health care investments was applied to projected costs through the year 2034, and the municipal bond rate was applied to all health care costs after that date.

Sensitivity of the City's Proportionate Share of the Net OPEB Liability to Changes in the Discount Rate The following table presents the City's proportionate share of the net OPEB liability calculated using the single discount rate of 3.85 percent, as well as what the City's proportionate share of the net OPEB liability would be if it were calculated using a discount rate that is one-percentage-point lower (2.85 percent) or one-percentage-point higher (4.85 percent) than the current rate:

	1% Decrease (2.85%)	Discount Rate (3.85%)	1% Increase (4.85%)
City's proportionate share of the net OPEB liability	\$ 4,655,593	\$ 3,504,284	\$ 2,572,887

Sensitivity of the City's Proportionate Share of the Net OPEB Liability to Changes in the Health Care Cost Trend Rate Changes in the health care cost trend rate may also have a significant impact on the net OPEB liability. The following table presents the net OPEB liability calculated using the assumed trend rates, and the expected net OPEB liability if it were calculated using a health care cost trend rate that is 1.0 percent lower or 1.0 percent higher than the current rate.

Retiree health care valuations use a health care cost-trend assumption that changes over several years built into the assumption. The near-term rates reflect increases in the current cost of health care; the trend starting in 2018 is 7.50 percent. If this trend continues for future years, the projection indicates that years from now virtually all expenditures will be for health care. A more reasonable alternative is that in the not-too-distant future, the health plan cost trend will decrease to a level at, or near, wage inflation. On this basis, the actuaries project premium rate increases will continue to exceed wage inflation for approximately the next decade, but by less each year, until leveling off at an ultimate rate, assumed to be 3.25 percent in the most recent valuation.

	1% Decrease	Current Health Care Trend Rate Assumption	1% Increase
City's proportionate share of the net OPEB liability	\$ 3,352,853	\$ 3,504,284	\$ 3,660,709

**CITY OF WHITEHALL
FRANKLIN COUNTY, OHIO**

NOTES TO THE BASIC FINANCIAL STATEMENTS
FOR THE YEAR ENDED DECEMBER 31, 2018

NOTE 15 - DEFINED BENEFIT OPEB PLANS - (Continued)

Actuarial Assumptions – OP&F

OP&F’s total OPEB liability as of December 31, 2017, is based on the results of an actuarial valuation date of January 1, 2017, and rolled-forward using generally accepted actuarial procedures. The total OPEB liability is determined by OP&F’s actuaries in accordance with GASB Statement No. 74, as part of their annual valuation. Actuarial valuations of an ongoing plan involve estimates of reported amounts and assumptions about probability of occurrence of events far into the future. Examples include assumptions about future employment mortality, salary increases, disabilities, retirements and employment terminations. Actuarially determined amounts are subject to continual review and potential modifications, as actual results are compared with past expectations and new estimates are made about the future.

Projections of benefits for financial reporting purposes are based on the substantive plan (the plan as understood by the employers and plan members) and include the types of benefits provided at the time of each valuation and the historical pattern of sharing benefit costs between the employers and plan members to that point. The projection of benefits for financial reporting purposes does not explicitly incorporate the potential effects of legal or contractual funding limitations.

Actuarial calculations reflect a long-term perspective. For a newly hired employee, actuarial calculations will take into account the employee’s entire career with the employer and also take into consideration the benefits, if any, paid to the employee after termination of employment until the death of the employee and any applicable contingent annuitant. In many cases, actuarial calculations reflect several decades of service with the employer and the payment of benefits after termination.

Key methods and assumptions used in the latest actuarial valuation, reflecting experience study results, are presented below.

Valuation Date	January 1, 2017, with actuarial liabilities rolled forward to December 31, 2017
Actuarial Cost Method	Entry Age Normal
Investment Rate of Return	8.0 percent
Projected Salary Increases	3.75 percent to 10.5 percent
Payroll Growth	Inflation rate of 2.75 percent plus productivity increase rate of 0.5 percent
Single discount rate:	
Current measurement date	3.24 percent
Prior measurement date	3.79 percent
Cost of Living Adjustments	3.00 percent simple; 2.2 percent simple for increased based on the lesser of the increase in CPI and 3 percent

**CITY OF WHITEHALL
FRANKLIN COUNTY, OHIO**

NOTES TO THE BASIC FINANCIAL STATEMENTS
FOR THE YEAR ENDED DECEMBER 31, 2018

NOTE 15 - DEFINED BENEFIT OPEB PLANS - (Continued)

Mortality for non-disabled participants is based on the RP-2014 Total Employee and Healthy Annuitant Mortality Tables rolled back to 2006, adjusted according to the rates in the following table, and projected with the Conduent Modified 2016 Improvement Scale. Rates for surviving beneficiaries are adjusted by 120 percent.

<u>Age</u>	<u>Police</u>	<u>Fire</u>
67 or less	77 %	68 %
68-77	105	87
78 and up	115	120

Mortality for disabled retirees is based on the RP-2014 Disabled Mortality Tables rolled back to 2006, adjusted according to the rates in the following table, and projected with the Conduent Modified 2016 Improvement Scale.

<u>Age</u>	<u>Police</u>	<u>Fire</u>
59 or less	35 %	35 %
60-69	60	45
70-79	75	70
80 and up	100	90

The most recent experience study was completed for the five year period ended December 31, 2016, the prior experience study was completed December 31, 2011.

The long-term expected rate of return on OPEB plan investments was determined using a building-block approach and assumes a time horizon, as defined in the Statement of Investment Policy. A forecasted rate of inflation serves as the baseline for the return expected. Various real return premiums over the baseline inflation rate have been established for each asset class. The long-term expected nominal rate of return has been determined by calculating a weighted averaged of the expected real return premiums for each asset class, adding the projected inflation rate and adding the expected return from rebalancing uncorrelated asset classes. Best estimates of the long-term expected geometric real rates of return for each major asset class included in OP&F's target asset allocation as of December 31, 2017, are summarized below:

<u>Asset Class</u>	<u>Target Allocation</u>	<u>Long-Term Expected Real Rate of Return</u>
Cash and Cash Equivalents	- %	0.00 %
Domestic Equity	16.00	5.21
Non-US Equity	16.00	5.40
Core Fixed Income*	20.00	2.37
Global Inflation Protected Securities*	20.00	2.33
High Yield	15.00	4.48
Real Estate	12.00	5.65
Private Markets	8.00	7.99
Timber	5.00	6.87
Master Limited Partnerships	8.00	7.36
Total	<u>120.00 %</u>	

Note: Assumptions are geometric.

*levered 2x

**CITY OF WHITEHALL
FRANKLIN COUNTY, OHIO**

NOTES TO THE BASIC FINANCIAL STATEMENTS
FOR THE YEAR ENDED DECEMBER 31, 2018

NOTE 15 - DEFINED BENEFIT OPEB PLANS - (Continued)

OP&F's Board of Trustees has incorporated the risk parity concept into OP&F's asset liability valuation with the goal of reducing equity risk exposure, which reduces overall Total Portfolio risk without sacrificing return, and creating a more risk-balanced portfolio based on their relationship between asset classes and economic environments. From the notional portfolio perspective above, the Total Portfolio may be levered up to 1.2 times due to the application of leverage in certain fixed income asset classes.

Discount Rate - The total OPEB liability was calculated using the discount rate of 3.24 percent. The projection of cash flows used to determine the discount rate assumed the contribution from employers and from members would be computed based on contribution requirements as stipulated by state statute. Projected inflows from investment earnings were calculated using the longer-term assumed investment rate of return 8 percent. Based on those assumptions, OP&F's fiduciary net position was projected to not be able to make all future benefit payments of current plan members. Therefore, a municipal bond rate of 3.16 percent at December 31, 2017 and 3.71 percent at December 31, 2016, was blended with the long-term rate of 8 percent, which resulted in a blended discount rate of 3.24 percent. The municipal bond rate was determined using the S&P Municipal Bond 20 Year High Grade Rate Index. The OPEB plan's fiduciary net position was projected to be available to make all projected OPEB payments until 2025. The long-term expected rate of return on health care investments was applied to projected costs through 2025, and the municipal bond rate was applied to all health care costs after that date.

Sensitivity of the City's Proportionate Share of the Net OPEB Liability to Changes in the Discount Rate Net OPEB liability is sensitive to changes in the discount rate, and to illustrate the potential impact the following table presents the net OPEB liability calculated using the discount rate of 3.24 percent, as well as what the net OPEB liability would be if it were calculated using a discount rate that is one percentage point lower (2.24 percent), or one percentage point higher (4.24 percent) than the current rate.

	1% Decrease (2.24%)	Current Discount Rate (3.24%)	1% Increase (4.24%)
City's proportionate share of the net OPEB liability	\$ 28,709,897	\$ 22,967,753	\$ 18,549,325

Sensitivity of the City's Proportionate Share of the Net OPEB Liability to Changes in the Health Care Cost Trend Rate Net OPEB liability is sensitive to changes in the health care cost trend rate. The trend rate is the annual rate at which the cost of covered medical services is assumed to increase from the current year to the next year. Beginning in 2017, the per-capita costs are assumed to change by the following percentages each year:

	Non-Medicare	Non-AARP	AARP	Rx Drug	Medicare Part B
Year					
2017	-0.47%	-2.50%	4.50%	-0.47%	5.20%
2018	7.00%	7.00%	4.50%	7.00%	5.10%
2019	6.50%	6.50%	4.50%	6.50%	5.00%
2020	6.00%	6.00%	4.50%	6.00%	5.00%
2021	5.50%	5.50%	4.50%	5.50%	5.00%
2022	5.00%	5.00%	4.50%	5.00%	5.00%
2023 and Later	4.50%	4.50%	4.50%	4.50%	5.00%

**CITY OF WHITEHALL
FRANKLIN COUNTY, OHIO**

NOTES TO THE BASIC FINANCIAL STATEMENTS
FOR THE YEAR ENDED DECEMBER 31, 2018

NOTE 15 - DEFINED BENEFIT OPEB PLANS - (Continued)

To illustrate the potential impact, the following table presents the net OPEB liability calculated using the current healthcare cost trend current rates as outlined in the table above, a one percent decrease in the trend rates and a one percent increase in the trend rates.

	1% Decrease	Current Health Care Trend Rate Assumption	1% Increase
City's proportionate share of the net OPEB liability	\$ 17,841,719	\$ 22,967,753	\$ 29,875,778

NOTE 16 – SHORT TERM NOTES PAYABLE

On December 27, 2018, the City issued a short-term special obligation nontax revenue note, series 2018 in the amount of \$9,620,000. The note bears a rate of 3% and has a maturity of one year. The City's note is backed by the full faith of the City.

On December 27, 2018, the City issued a short-term judgement note, series 2018 in the amount of \$700,000. The note bears a rate of 3% and has a maturity of one year. The City's note is backed by the full faith of the City.

NOTE 17 - BUDGETARY BASIS OF ACCOUNTING

While reporting financial position, results of operations, and changes in fund balance on the basis of accounting principles generally accepted in the United States of America (GAAP), the budgetary basis as provided by law is based upon accounting for certain transactions on a basis of cash receipts and disbursements.

The statement of revenue, expenditures and changes in fund balance - budget and actual (non-GAAP budgetary basis) presented for the general fund and TIF fund are presented on the budgetary basis to provide a meaningful comparison of actual results with the budget. The major differences between the budget basis and the GAAP basis are that:

- (a) Revenues and other financing sources are recorded when received in cash (budget basis) as opposed to when susceptible to accrual (GAAP basis);
- (b) Expenditures and other financing uses are recorded when paid in cash (budget basis) as opposed to when the liability is incurred (GAAP basis);
- (c) In order to determine compliance with Ohio law, and to reserve that portion of the applicable appropriation, total outstanding encumbrances (budget basis) are recorded as the equivalent of an expenditure, as opposed to assigned or committed fund balance for that portion of outstanding encumbrances not already recognized as an account payable (GAAP basis);
- (d) Advances-in and advances-out are operating transactions (budget basis) as opposed to balance sheet transactions (GAAP basis);
- (e) Investments are reported at fair value (GAAP basis), rather than cost (budget basis); and,
- (f) Some funds are included in the general fund (GAAP basis), but have separate legally adopted budgets (budget basis).

**CITY OF WHITEHALL
FRANKLIN COUNTY, OHIO**

NOTES TO THE BASIC FINANCIAL STATEMENTS
FOR THE YEAR ENDED DECEMBER 31, 2018

NOTE 17 - BUDGETARY BASIS OF ACCOUNTING - (Continued)

The following table summarizes the adjustments necessary to reconcile the GAAP basis statements (as reported in the fund financial statements) to the budgetary basis statements for all governmental funds for which a budgetary basis statement is presented:

Net Change in Fund Balance

	<u>General fund</u>	<u>TIF</u>
Budget basis	\$ 5,641,475	\$ 440,406
Net adjustment for revenue accruals	(567,517)	-
Net adjustment for expenditure accruals	315,931	-
Net adjustment for other sources/uses	(13,909,183)	-
Funds budgeted elsewhere	(630,319)	-
Adjustment for encumbrances	596,576	-
GAAP basis	<u>\$ (8,553,037)</u>	<u>\$ 440,406</u>

Certain funds that are legally budgeted in separate special revenue funds are considered part of the general fund on a GAAP basis. This includes the unclaimed monies fund, self-funded insurance trust fund, tax incentive program fund, accrued benefits fund and recreation trust fund.

NOTE 18 - CONTINGENCIES

A. Grants

The City receives significant financial assistance from numerous federal and State agencies in the form of grants. The disbursement of funds received under these programs generally requires compliance with terms and conditions specified in the grant agreements and are subject to audit by the grantor agencies. Any disallowed claims resulting from such audits could become a liability of the General Fund or other applicable funds. However, in the opinion of management, any such disallowed claims will not have a material effect on any of the financial statements of the individual fund types included herein or on the overall financial position of the City at December 31, 2018.

B. Litigation

The City is a defendant in various lawsuits. Although the outcome of these lawsuits is not presently determinable, in the opinion of the City Attorney the resolution of these matters will not have a material adverse effect on the financial condition of the City.

**CITY OF WHITEHALL
FRANKLIN COUNTY, OHIO**

NOTES TO THE BASIC FINANCIAL STATEMENTS
FOR THE YEAR ENDED DECEMBER 31, 2018

NOTE 19 - JOINTLY GOVERNED ORGANIZATION

The City is a participant in the Mid-Ohio Regional Planning Commission (MORPC), a jointly governed organization. MORPC is composed of 104 representatives appointed by member governments who make up the Commission, the policy-making body of MORPC, and the oversight board. MORPC is a voluntary association of local governments in central and south central Ohio and a regional planning agency whose membership includes more than 60 political subdivisions in and around Franklin, Ross, Fayette, Delaware, Pickaway, Madison, Licking, Morrow, Union, Hocking, Logan, Perry, Marion, Knox and Fairfield counties, Ohio. The purpose of the organization is to improve the quality of life for member communities by improving housing conditions, to promote and support and facilitate the availability of regional environmental infrastructure program funding to the full advantage of MORPC's members.

NOTE 20 - OTHER COMMITMENTS

The City utilizes encumbrance accounting as part of its budgetary controls. Encumbrances outstanding at year end may be reported as part of restricted, committed, or assigned classifications of fund balance. At year end, the City's commitments for encumbrances in the governmental funds were as follows:

<u>Fund</u>	<u>Year-End Encumbrances</u>
General fund	\$ 669,271
Other governmental	<u>1,343,645</u>
	<u><u>\$ 2,012,916</u></u>

THIS SPACE INTENTIONALLY LEFT BLANK

**CITY OF WHITEHALL
FRANKLIN COUNTY, OHIO**

NOTES TO THE BASIC FINANCIAL STATEMENTS
FOR THE YEAR ENDED DECEMBER 31, 2018

NOTE 21 - FUND BALANCE

Fund balance is classified as nonspendable, restricted, committed, assigned and/or unassigned based primarily on the extent to which the City is bound to observe constraints imposed upon the use of resources in the governmental funds. The constraints placed on fund balance for the major governmental funds and all other governmental funds are presented below:

Fund balance	General	TIF	Nonmajor Governmental Funds	Total Governmental Funds
Nonspendable:				
Materials and supplies inventory	\$ 72,892	\$ -	\$ 139,308	\$ 212,200
Prepays	402,677	-	-	402,677
Land held for resale	1,244,951	-	25,000	1,269,951
Unclaimed monies	2,028	-	-	2,028
Total nonspendable	<u>1,722,548</u>	<u>-</u>	<u>164,308</u>	<u>1,886,856</u>
Restricted:				
Judicial operations	-	-	415,120	415,120
Security programs	-	-	724,096	724,096
Public health service programs	-	-	70,675	70,675
Leisure time activities	-	-	96,991	96,991
Economic development	-	-	145,932	145,932
Street maintenance	-	2,755,454	395,443	3,150,897
Capital projects	-	-	276,188	276,188
Total restricted	<u>-</u>	<u>2,755,454</u>	<u>2,124,445</u>	<u>4,879,899</u>
Committed:				
Fire department	-	-	750,610	750,610
General government	17,154	-	-	17,154
Insurance contingency	474,919	-	-	474,919
Capital projects	-	-	5,652,188	5,652,188
Total committed	<u>492,073</u>	<u>-</u>	<u>6,402,798</u>	<u>6,894,871</u>
Assigned:				
General government	233,574	-	-	233,574
Security programs	97,141	-	-	97,141
Transportation	184	-	-	184
Community development programs	345,613	-	-	345,613
Leisure time activities	148,248	-	-	148,248
Utility services	6,379	-	-	6,379
Debt service	-	-	77,482	77,482
Capital outlay	25,791	-	-	25,791
Total assigned	<u>856,930</u>	<u>-</u>	<u>77,482</u>	<u>934,412</u>
Unassigned (deficit)	<u>3,752,141</u>	<u>-</u>	<u>(133,951)</u>	<u>3,618,190</u>
Total fund balances	<u>\$ 6,823,692</u>	<u>\$ 2,755,454</u>	<u>\$ 8,635,082</u>	<u>\$ 18,214,228</u>

**CITY OF WHITEHALL
FRANKLIN COUNTY, OHIO**

NOTES TO THE BASIC FINANCIAL STATEMENTS
FOR THE YEAR ENDED DECEMBER 31, 2018

NOTE 22 - TAX ABATEMENTS AND TAX CREDITS

Income Tax Credits

The City, by Ordinance, may grant a refundable or nonrefundable credit against its tax on income to a taxpayer to foster job creation and/or for the purpose of fostering job retention in the City of Whitehall. For new job creation, if a credit is granted, it shall be measured as a percentage of the new income tax revenue the City derives from new employees of the taxpayer. For job retention, if a credit is granted, it shall be measured as a percentage of the income tax revenue the City derives from the retained employees of the taxpayer. Before the City passes an Ordinance granting a credit and/or allowing such a credit, the City and the taxpayer shall enter into an agreement specifying all the conditions of the credit.

As a result of entering into three grant agreements, the City awarded \$599,348 to local businesses during 2018.

NOTE 23 – OTHER COMMITMENTS

A. Contractual

At December 31, 2018, the City had uncompleted contracts, as follows:

Description	Contract Amount	Amount Paid	Remaining Commitment
Design and Construction of Whitehall Community Park YMCA	\$6,500,000	\$254,635	\$6,245,365
FRA Whitehall Signals (PID 90383 & 99827)	5,079,218	4,877,305	201,913
Etna Road Improvements	3,107,897	3,096,176	14,385
Roadway Improvements for Yearling Road	2,825,432	42,648	2,782,784
Sally Swad Acquisition	900,000	700,000	200,000
Whitehall Fiber Improvements Phases 1 and 2	694,446	-	694,446
Whitehall Community Park Stream Restoration	626,000	17,483	643,483
2018 Street Maintenance Program	578,114	574,138	3,976
Water Main Replacement Erickson Avenue	310,850	37,783	273,067
Michigan Playground LLC (Park Maintenance Addition)	235,000	103,955	131,046
2018 Sanitary Rehabilitation Project	180,923	15,155	165,768
Whitehall Community Park Maintenance (Armory) Roof	99,918	89,926	9,992

REQUIRED SUPPLEMENTARY INFORMATION

CITY OF WHITEHALL, OHIO

SCHEDULES OF THE REQUIRED SUPPLEMENTARY INFORMATION

SCHEDULE OF THE CITY'S PROPORTIONATE SHARE OF
THE NET PENSION LIABILITY/NET PENSION ASSET
OHIO PUBLIC EMPLOYEES RETIREMENT SYSTEM (OPERS)

LAST FIVE YEARS

	<u>2018</u>	<u>2017</u>	<u>2016</u>	<u>2015</u>	<u>2014</u>
<i>Traditional Plan:</i>					
City's proportion of the net pension liability	0.033657%	0.033642%	0.033649%	0.034235%	0.034235%
City's proportionate share of the net pension liability	\$ 5,280,131	\$ 7,639,526	\$ 5,828,431	\$ 4,129,124	\$ 4,035,860
City's covered payroll	\$ 6,121,031	\$ 5,983,242	\$ 5,707,225	\$ 5,838,775	\$ 4,155,192
City's proportionate share of the net pension liability as a percentage of its covered payroll	86.26%	127.68%	102.12%	70.72%	97.13%
Plan fiduciary net position as a percentage of the total pension liability	84.66%	77.25%	81.08%	86.45%	86.36%
<i>Combined Plan:</i>					
City's proportion of the net pension asset	0.000000%	0.000000%	0.000000%	0.000000%	0.000000%
City's proportionate share of the net pension asset	n/a	\$ 35	n/a	n/a	n/a
City's covered payroll	n/a	\$ 242	n/a	n/a	n/a
City's proportionate share of the net pension asset as a percentage of its covered payroll	n/a	14.46%	n/a	n/a	n/a
Plan fiduciary net position as a percentage of the total pension asset	n/a	116.55%	n/a	n/a	n/a
<i>Member Directed Plan:</i>					
City's proportion of the net pension asset	0.022422%	0.008605%	0.008758%	n/a	n/a
City's proportionate share of the net pension asset	\$ 783	\$ 36	\$ 33	n/a	n/a
City's covered payroll	\$ 122,890	\$ 35,358	\$ 48,775	n/a	n/a
City's proportionate share of the net pension asset as a percentage of its covered payroll	0.64%	0.10%	0.07%	n/a	n/a
Plan fiduciary net position as a percentage of the total pension asset	124.45%	103.40%	103.91%	n/a	n/a

Note: Information prior to 2014 was unavailable. Schedule is intended to show information for 10 years. Additional years will be displayed as they become available.

Amounts presented for each fiscal year were determined as of the City's measurement date which is the prior year-end.

SEE ACCOMPANYING NOTES TO THE REQUIRED SUPPLEMENTARY INFORMATION

CITY OF WHITEHALL, OHIO

SCHEDULES OF THE REQUIRED SUPPLEMENTARY INFORMATION

SCHEDULE OF THE CITY'S PROPORTIONATE SHARE OF
THE NET PENSION LIABILITY
OHIO POLICE AND FIRE (OP&F) PENSION FUND

LAST FIVE YEARS

	<u>2018</u>	<u>2017</u>	<u>2016</u>	<u>2015</u>	<u>2014</u>
City's proportion of the net pension liability	0.40537000%	0.40866200%	0.41011200%	0.40483340%	0.40483340%
City's proportionate share of the net pension liability	\$ 24,879,438	\$ 25,884,265	\$ 26,382,785	\$ 20,972,058	\$ 19,716,657
City's covered payroll	\$ 10,019,950	\$ 9,948,383	\$ 9,197,518	\$ 9,215,999	\$ 9,075,058
City's proportionate share of the net pension liability as a percentage of its covered payroll	248.30%	260.19%	286.85%	227.56%	217.26%
Plan fiduciary net position as a percentage of the total pension liability	70.91%	68.36%	66.77%	72.20%	73.00%

Note: Information prior to 2014 was unavailable. Schedule is intended to show information for 10 years. Additional years will be displayed as they become available.

Amounts presented for each fiscal year were determined as of the City's measurement date which is the prior year-end.

SEE ACCOMPANYING NOTES TO THE REQUIRED SUPPLEMENTARY INFORMATION

CITY OF WHITEHALL, OHIO

SCHEDULES OF THE REQUIRED SUPPLEMENTARY INFORMATION

SCHEDULE OF CITY PENSION CONTRIBUTIONS
OHIO PUBLIC EMPLOYEES RETIREMENT SYSTEM (OPERS)

LAST TEN YEARS

	<u>2018</u>	<u>2017</u>	<u>2016</u>	<u>2015</u>
<i>Traditional Plan:</i>				
Contractually required contribution	\$ 927,602	\$ 795,734	\$ 717,989	\$ 684,867
Contributions in relation to the contractually required contribution	<u>(927,602)</u>	<u>(795,734)</u>	<u>(717,989)</u>	<u>(684,867)</u>
Contribution deficiency (excess)	<u>\$ -</u>	<u>\$ -</u>	<u>\$ -</u>	<u>\$ -</u>
City's covered payroll	\$ 6,625,729	\$ 6,121,031	\$ 5,983,242	\$ 5,707,225
Contributions as a percentage of covered payroll	14.00%	13.00%	12.00%	12.00%
<i>Combined Plan:</i>				
Contractually required contribution	n/a	n/a	\$ 29	
Contributions in relation to the contractually required contribution	n/a	n/a	<u>(29)</u>	
Contribution deficiency (excess)	n/a	n/a	<u>\$ -</u>	
City's covered payroll	n/a	n/a	\$ 242	
Contributions as a percentage of covered payroll	n/a	n/a	12.00%	
<i>Member Directed Plan:</i>				
Contractually required contribution	\$ 16,151	\$ 12,289	\$ 4,243	\$ 5,853
Contributions in relation to the contractually required contribution	<u>(16,151)</u>	<u>(12,289)</u>	<u>(4,243)</u>	<u>(5,853)</u>
Contribution deficiency (excess)	<u>\$ -</u>	<u>\$ -</u>	<u>\$ -</u>	<u>\$ -</u>
City's covered payroll	\$ 161,510	\$ 122,890	\$ 35,358	\$ 48,775
Contributions as a percentage of covered payroll	10.00%	10.00%	12.00%	12.00%

SEE ACCOMPANYING NOTES TO THE REQUIRED SUPPLEMENTARY INFORMATION

<u>2014</u>	<u>2013</u>	<u>2012</u>	<u>2011</u>	<u>2010</u>	<u>2009</u>
\$ 700,653	\$ 540,175	\$ 403,908	\$ 398,940	\$ 535,476	\$ 420,567
<u>(700,653)</u>	<u>(540,175)</u>	<u>(403,908)</u>	<u>(398,940)</u>	<u>(535,476)</u>	<u>(420,567)</u>
<u>\$ -</u>	<u>\$ -</u>	<u>\$ -</u>	<u>\$ -</u>	<u>\$ -</u>	<u>\$ -</u>
\$ 5,838,775	\$ 4,155,192	\$ 4,039,080	\$ 3,989,400	\$ 6,003,094	\$ 5,173,026
12.00%	13.00%	10.00%	10.00%	8.92%	8.13%

CITY OF WHITEHALL, OHIO

SCHEDULES OF THE REQUIRED SUPPLEMENTARY INFORMATION

SCHEDULE OF CITY PENSION CONTRIBUTIONS
OHIO POLICE AND FIRE (OP&F) PENSION FUND

LAST TEN YEARS

	<u>2018</u>	<u>2017</u>	<u>2016</u>	<u>2015</u>
<i>Police:</i>				
Contractually required contribution	\$ 1,067,363	\$ 946,522	\$ 918,456	\$ 863,865
Contributions in relation to the contractually required contribution	<u>(1,067,363)</u>	<u>(946,522)</u>	<u>(918,456)</u>	<u>(863,865)</u>
Contribution deficiency (excess)	<u>\$ -</u>	<u>\$ -</u>	<u>\$ -</u>	<u>\$ -</u>
City's covered payroll	\$ 5,617,700	\$ 4,981,695	\$ 4,833,979	\$ 4,546,658
Contributions as a percentage of covered payroll	19.00%	19.00%	19.00%	19.00%
 <i>Fire:</i>				
Contractually required contribution	\$ 1,228,205	\$ 1,183,990	\$ 1,201,885	\$ 1,092,952
Contributions in relation to the contractually required contribution	<u>(1,228,205)</u>	<u>(1,183,990)</u>	<u>(1,201,885)</u>	<u>(1,092,952)</u>
Contribution deficiency (excess)	<u>\$ -</u>	<u>\$ -</u>	<u>\$ -</u>	<u>\$ -</u>
City's covered payroll	\$ 5,226,404	\$ 5,038,255	\$ 5,114,404	\$ 4,650,860
Contributions as a percentage of covered payroll	23.50%	23.50%	23.50%	23.50%

SEE ACCOMPANYING NOTES TO THE REQUIRED SUPPLEMENTARY INFORMATION

<u>2014</u>	<u>2013</u>	<u>2012</u>	<u>2011</u>	<u>2010</u>	<u>2009</u>
\$ 887,962	\$ 752,080	\$ 523,947	\$ 499,712	\$ 636,506	\$ 616,959
<u>(887,962)</u>	<u>(752,080)</u>	<u>(523,947)</u>	<u>(499,712)</u>	<u>(636,506)</u>	<u>(616,959)</u>
<u>\$ -</u>	<u>\$ -</u>	<u>\$ -</u>	<u>\$ -</u>	<u>\$ -</u>	<u>\$ -</u>
\$ 4,673,484	\$ 4,736,020	\$ 4,109,388	\$ 3,919,310	\$ 4,992,204	\$ 4,838,894
19.00%	15.88%	12.75%	12.75%	12.75%	12.75%
\$ 1,067,491	\$ 884,296	\$ 586,345	\$ 571,286	\$ 687,854	\$ 658,483
<u>(1,067,491)</u>	<u>(884,296)</u>	<u>(586,345)</u>	<u>(571,286)</u>	<u>(687,854)</u>	<u>(658,483)</u>
<u>\$ -</u>	<u>\$ -</u>	<u>\$ -</u>	<u>\$ -</u>	<u>\$ -</u>	<u>\$ -</u>
\$ 4,542,515	\$ 4,339,038	\$ 3,399,101	\$ 3,311,803	\$ 3,987,559	\$ 3,817,293
23.50%	20.38%	17.25%	17.25%	17.25%	17.25%

CITY OF WHITEHALL, OHIO

SCHEDULES OF THE REQUIRED SUPPLEMENTARY INFORMATION

SCHEDULE OF THE CITY'S PROPORTIONATE SHARE OF
THE NET OPEB LIABILITY
OHIO PUBLIC EMPLOYEES RETIREMENT SYSTEM (OPERS)

LAST TWO YEARS

	<u>2018</u>	<u>2017</u>
City's proportion of the net OPEB liability	0.032270%	0.031681%
City's proportionate share of the net OPEB liability	\$ 3,504,284	\$ 3,199,907
City's covered payroll	\$ 6,243,921	\$ 6,018,842
City's proportionate share of the net OPEB liability as a percentage of its covered payroll	56.12%	53.16%
Plan fiduciary net position as a percentage of the total OPEB liability	54.14%	54.05%

Note: Information prior to 2017 was unavailable. Schedule is intended to show information for 10 years. Additional years will be displayed as they become available.

Amounts presented for each fiscal year were determined as of the City's measurement date which is the prior year-end.

SEE ACCOMPANYING NOTES TO THE REQUIRED SUPPLEMENTARY INFORMATION

CITY OF WHITEHALL, OHIO

SCHEDULES OF THE REQUIRED SUPPLEMENTARY INFORMATION

SCHEDULE OF THE CITY'S PROPORTIONATE SHARE OF
THE NET OPEB LIABILITY
OHIO POLICE AND FIRE (OP&F) PENSION FUND

LAST TWO YEARS

	<u>2018</u>	<u>2017</u>
City's proportion of the net OPEB liability	0.40537000%	0.40866200%
City's proportionate share of the net OPEB liability	\$ 22,967,753	\$ 19,398,266
City's covered payroll	\$ 10,019,950	\$ 9,948,383
City's proportionate share of the net OPEB liability as a percentage of its covered payroll	229.22%	194.99%
Plan fiduciary net position as a percentage of the total OPEB liability	14.13%	15.96%

Note: Information prior to 2017 was unavailable. Schedule is intended to show information for 10 years. Additional years will be displayed as they become available.

Amounts presented for each fiscal year were determined as of the City's measurement date which is the prior year-end.

SEE ACCOMPANYING NOTES TO THE REQUIRED SUPPLEMENTARY INFORMATION

CITY OF WHITEHALL, OHIO

SCHEDULES OF THE REQUIRED SUPPLEMENTARY INFORMATION

SCHEDULE OF CITY OPEB CONTRIBUTIONS
OHIO PUBLIC EMPLOYEES RETIREMENT SYSTEM (OPERS)

LAST TEN YEARS

	<u>2018</u>	<u>2017</u>	<u>2016</u>	<u>2015</u>
Contractually required contribution	\$ 6,460	\$ 66,126	\$ 121,680	\$ 114,145
Contributions in relation to the contractually required contribution	<u>(6,460)</u>	<u>(66,126)</u>	<u>(121,680)</u>	<u>(114,145)</u>
Contribution deficiency (excess)	<u>\$ -</u>	<u>\$ -</u>	<u>\$ -</u>	<u>\$ -</u>
City's covered payroll	\$ 6,787,239	\$ 6,243,921	\$ 6,018,842	\$ 5,756,000
Contributions as a percentage of covered payroll	0.10%	1.06%	2.02%	1.98%

SEE ACCOMPANYING NOTES TO THE REQUIRED SUPPLEMENTARY INFORMATION

<u>2014</u>	<u>2013</u>	<u>2012</u>	<u>2011</u>	<u>2010</u>	<u>2009</u>
\$ 83,992	\$ 41,552	\$ 161,563	\$ 159,576	\$ 305,272	\$ 300,876
<u>(83,992)</u>	<u>(41,552)</u>	<u>(161,563)</u>	<u>(159,576)</u>	<u>(305,272)</u>	<u>(300,876)</u>
<u>\$ -</u>	<u>\$ -</u>	<u>\$ -</u>	<u>\$ -</u>	<u>\$ -</u>	<u>\$ -</u>
\$ 5,838,775	\$ 4,155,192	\$ 4,039,080	\$ 3,989,400	\$ 6,003,094	\$ 5,173,026
1.44%	1.00%	4.00%	4.00%	5.09%	5.82%

CITY OF WHITEHALL, OHIO

SCHEDULES OF THE REQUIRED SUPPLEMENTARY INFORMATION

SCHEDULE OF CITY OPEB CONTRIBUTIONS
OHIO POLICE AND FIRE (OP&F) PENSION FUND

LAST TEN YEARS

	<u>2018</u>	<u>2017</u>	<u>2016</u>	<u>2015</u>
<i>Police:</i>				
Contractually required contribution	\$ 28,088	\$ 24,170	\$ 24,170	\$ 23,348
Contributions in relation to the contractually required contribution	<u>(28,088)</u>	<u>(24,170)</u>	<u>(24,170)</u>	<u>(23,348)</u>
Contribution deficiency (excess)	<u>\$ -</u>	<u>\$ -</u>	<u>\$ -</u>	<u>\$ -</u>
City's covered payroll	\$ 5,617,700	\$ 4,981,695	\$ 4,833,979	\$ 4,546,658
Contributions as a percentage of covered payroll	0.50%	0.50%	0.50%	0.50%
 <i>Fire:</i>				
Contractually required contribution	\$ 26,132	\$ 25,572	\$ 25,572	\$ 23,254
Contributions in relation to the contractually required contribution	<u>(26,132)</u>	<u>(25,572)</u>	<u>(25,572)</u>	<u>(23,254)</u>
Contribution deficiency (excess)	<u>\$ -</u>	<u>\$ -</u>	<u>\$ -</u>	<u>\$ -</u>
City's covered payroll	\$ 5,226,404	\$ 5,038,255	\$ 5,114,404	\$ 4,650,860
Contributions as a percentage of covered payroll	0.50%	0.50%	0.50%	0.50%

SEE ACCOMPANYING NOTES TO THE REQUIRED SUPPLEMENTARY INFORMATION

<u>2014</u>	<u>2013</u>	<u>2012</u>	<u>2011</u>	<u>2010</u>	<u>2009</u>
\$ 23,234	\$ 171,235	\$ 277,384	\$ 264,554	\$ 336,974	\$ 326,625
<u>(23,234)</u>	<u>(171,235)</u>	<u>(277,384)</u>	<u>(264,554)</u>	<u>(336,974)</u>	<u>(326,625)</u>
<u>\$ -</u>	<u>\$ -</u>	<u>\$ -</u>	<u>\$ -</u>	<u>\$ -</u>	<u>\$ -</u>
\$ 4,673,484	\$ 4,736,020	\$ 4,109,388	\$ 3,919,310	\$ 4,992,204	\$ 4,838,894
0.50%	3.62%	6.75%	6.75%	6.75%	6.75%
\$ 18,126	\$ 155,898	\$ 229,439	\$ 223,547	\$ 269,160	\$ 257,667
<u>(18,126)</u>	<u>(155,898)</u>	<u>(229,439)</u>	<u>(223,547)</u>	<u>(269,160)</u>	<u>(257,667)</u>
<u>\$ -</u>	<u>\$ -</u>	<u>\$ -</u>	<u>\$ -</u>	<u>\$ -</u>	<u>\$ -</u>
\$ 4,542,515	\$ 4,339,038	\$ 3,399,101	\$ 3,311,803	\$ 3,987,559	\$ 3,817,293
0.50%	3.62%	6.75%	6.75%	6.75%	6.75%

CITY OF WHITEHALL, OHIO

NOTES TO THE REQUIRED SUPPLEMENTARY INFORMATION
FOR THE YEAR ENDED DECEMBER 31, 2018

PENSION

OHIO PUBLIC EMPLOYEES RETIREMENT SYSTEM (OPERS)

Changes in benefit terms : There were no changes in benefit terms from the amounts reported for 2014-2018.

Changes in assumptions : There were no changes in methods and assumptions used in the calculation of actuarial determined contributions for 2014-2016. For 2017, the following were the most significant changes of assumptions that affected the total pension liability since the prior measurement date: (a) reduction in the actuarially assumed rate of return from 8.00% down to 7.50%, (b) for defined benefit investments, decreasing the wage inflation from 3.75% to 3.25% and (c) changing the future salary increases from a range of 4.25%-10.05% to 3.25%-10.75%. There were no changes in assumptions for 2018.

OHIO POLICE AND FIRE (OP&F) PENSION FUND

Changes in benefit terms : There were no changes in benefit terms from the amounts reported for 2014-2018.

Changes in assumptions : There were no changes in methods and assumptions used in the calculation of actuarial determined contributions for 2014-2017. For 2018, the following were the most significant changes of assumptions that affected the total pension since the prior measurement date: (a) reduction in the actuarially assumed rate of return from 8.50% down to 8.00%, (b) changing the future salary increases from a range of 4.25%-11.00% to 3.75%-10.50%, (c) reduction in payroll increases from 3.75% down to 3.25%, (d) reduction in inflation assumptions from 3.25% down to 2.75% and (e) Cost of Living Adjustments (COLA) were reduced from 2.60% and 3.00% simple to 2.20% and 3.00% simple.

OTHER POSTEMPLOYMENT BENEFITS (OPEB)

OHIO PUBLIC EMPLOYEES RETIREMENT SYSTEM (OPERS)

Changes in benefit terms : There were no changes in benefit terms from the amounts reported for 2017-2018.

Changes in assumptions : There were no changes in methods and assumptions used in the calculation of actuarial determined contributions for 2017. For 2018, the following were the most significant changes of assumptions that affected the total OPEB liability since the prior measurement date: (a) reduction in the actuarially assumed rate of return from 4.23% down to 3.85%.

OHIO POLICE AND FIRE (OP&F) PENSION FUND

Changes in benefit terms : There were no changes in benefit terms from the amounts reported for 2017-2018.

Changes in assumptions : There were no changes in methods and assumptions used in the calculation of actuarial determined contributions for 2017. For 2018, the following were the most significant changes of assumptions that affected the total OPEB liability since the prior measurement date: (a) DROP interest rate was reduced from 4.50% to 4.00%, (b) CPI-based COLA was reduced from 2.60% to 2.20%, (c) investment rate of return was reduced from 8.25% to 8.00%, (d) salary increases were reduced from 3.75% to 3.25%, (e) payroll growth was reduced from 3.75% to 3.25%, and (f) the discount rate (interest rate) was reduced from 3.79% to 3.24%

COMBINING STATEMENTS
AND INDIVIDUAL FUND SCHEDULES

CITY OF WHITEHALL, OHIO
INDIVIDUAL FUND SCHEDULES
FUND DESCRIPTIONS - GOVERNMENTAL FUNDS

GENERAL FUND

The general fund accounts for all financial resources except those required to be accounted for in another fund. The general fund balance is available to the City for any purpose provided it is expended or transferred according to the charter of the City and/or the general laws of Ohio.

SPECIAL REVENUE FUNDS

The special revenue funds are used to account for all specific financial resources (other than major capital projects) that are legally restricted for specified expenditure purposes. Following is a description of the City's special revenue funds:

Major Special Revenue Fund

TIF Fund

To account for monies received in connection with tax increment financing agreements which are restricted for the maintenance of the streets within the City.

Nonmajor Special Revenue Funds

Street Maintenance and Repair Fund

This fund accounts for the portion of state gasoline tax and motor vehicle registration fees restricted for the maintenance of the streets within the City.

FEMA Pre Disaster Mitigation Fund

This fund accounts for intergovernmental revenues received from the Federal Emergency Management Agency through the State of Ohio Emergency Management Agency Pre Disaster Mitigation Grant.

State Highway Fund

This fund accounts for the portion of the state gasoline tax and motor vehicle registration fees designated for maintenance of state highways within the City.

Permissive Tax Fund

This fund accounts for revenues generated from permissive motor vehicle license taxes that are restricted for transportation programs. This fund did not have any activity on a cash-basis during 2018; therefore, a budget and actual (non-GAAP budgetary basis) schedule has not been presented.

Law Enforcement Trust Fund

This fund accounts for grant monies received that are restricted for enforcement and training needs.

Department of Justice Forfeiture Fund

This fund accounts for fines and forfeitures revenue which are restricted for security of persons and property programs.

Mandatory Drug Fine Fund

To account for revenues received through fines and forfeitures that are restricted for security of persons and property programs.

Police Training Reimbursement Fund

This fund accounts for intergovernmental revenues restricted for the reimbursement of trainings for the police department.

OMVI Enforcement/Education Fund

To account for revenues received through fines and forfeitures that are restricted for the enforcement and education of OMVI.

AEP Grant Fund

This fund accounts for revenues received from American Electric Power which are restricted to help fund a development plan for the City.

CITY OF WHITEHALL, OHIO
INDIVIDUAL FUND SCHEDULES
FUND DESCRIPTIONS - GOVERNMENTAL FUNDS

Nonmajor Special Revenue Funds (continued)

Bulletproof Vests Grant Fund

This fund accounts for intergovernmental revenues restricted for the purchase of bulletproof vests.

Clean Ohio Grant Fund

This fund accounts for intergovernmental revenues restricted for the redevelopment and revitalization of the City.

Mayor's Court Computer Fund

This fund accounts for revenues collected by the courts that are restricted for computer maintenance of the courts.

Clerk of Court Computer Fund

This fund accounts for revenues collected by the courts that are restricted for computer maintenance of the courts.

Hotel/Motel Tax Fund

This fund accounts for revenues received through a hotel/motel tax which are restricted for economic improvement of the City.

Department of Treasury Forfeiture Fund

This fund accounts for fines and forfeitures revenue which are restricted for security of persons and property programs.

Bulletproof Vests Grant Program Fund

This fund accounts for intergovernmental revenues restricted for the purchase of bulletproof vests.

Indigent Driver Interlock/Alcohol Monitoring Fund

To account for monies received through the enforcement and implementation of Ohio traffic laws governing operation of a motor vehicle while under the influence of alcohol.

Safe Parks Grant Fund

This fund accounts for intergovernmental revenues which are restricted for the cost of park patrol by City Police Officers.

Park Ranger Grant Fund

This fund accounts for intergovernmental revenues which are restricted for park programming by the Park Ranger.

Parks Revitalization Grant Fund

This fund accounts for intergovernmental revenues which are restricted for playgrounds.

JAG Grants Fund

This fund accounts for intergovernmental revenues restricted for the prevention and control of crime and to improve the criminal justice system.

Temporary Assistance for Needy Families Fund

This fund accounts for intergovernmental revenues restricted to help needy families achieve self-sufficiency.

Diversion Alternative - Project Opioid Grant Fund

This fund accounts for intergovernmental revenues restricted to help combat the growing number of deaths due to drug overdoses.

The following funds are included in the general fund (GAAP basis), but have a separate legally adopted budget (budget basis):

Tax Incentive Program Fund

This fund accounts for resources that are assigned for general government type programs.

Accrued Benefits Fund

This fund accounts for resources that are committed for the accrued benefits of employees.

Unclaimed Monies Fund

To account for resources that are unclaimed monies that have not been distributed. The fund balance of this fund is nonspendable.

CITY OF WHITEHALL, OHIO
INDIVIDUAL FUND SCHEDULES
FUND DESCRIPTIONS - GOVERNMENTAL FUNDS

Nonmajor Special Revenue Funds (continued)

Self Funded Insurance Trust Fund

This fund accounts for resources that are committed for insurance contingencies of the City.

Recreation Trust Fund

This fund accounts for fees charged for recreational activities and is used for park and recreation purposes.

Economic Development Fund

This fund is used for the purpose of funding economic development incentives and planning.

Mayor's Court

This fund accounts for the activity of the City's Mayor's Court. This fund did not have any activity on a cash-basis during 2018; therefore, a budget and actual (non-GAAP budgetary basis) schedule has not been presented.

DEBT SERVICE FUND

The debt service funds are used to account for the accumulation of resources and the payments of principal, interest, and costs related to bond retirement and tax increment financing. Following is a description of the City's debt service funds:

Nonmajor Debt Service Fund

Debt Service Fund

This fund accounts for the resources that are used for the payment of principal, interest, and other fiscal charges on general obligation debt.

CAPITAL PROJECTS FUNDS

The capital project funds are used to account for the acquisition and construction of major capital facilities other than those financed by the proprietary fund types. Following is a description of the City's capital project funds:

Nonmajor Capital Projects Funds

Fire Department New Equipment Fund

To account for monies received through charges for services that are committed for new equipment for the fire department.

Medical Supply Fund

To account for a percentage of revenues received through charges and services provided by the EMS to be used for medical supplies.

Water and Sewer Mandate Fund

To account for revenues that are committed for the improvement of water and storm sewer lines within the City.

Signal Improvements Fund

To account for intergovernmental revenues received from the Ohio Department of Transportation that are restricted for signal improvements throughout the City.

OPWC - Issue 2 Fund

To account for intergovernmental revenues received from the Ohio Public Works Commission that are restricted for the road projects throughout the City.

Capital Projects Fund

This fund accounts for resources that are committed for various construction projects throughout the City.

Capital Improvement Fund

To account for intergovernmental revenues that are committed for various capital improvement expenditures within the City.

CITY OF WHITEHALL, OHIO
INDIVIDUAL FUND SCHEDULES
FUND DESCRIPTIONS - GOVERNMENTAL FUNDS

Nonmajor Capital Projects Funds (continued)

CERR Transfer Fund

This fund accounts for resources that are committed for the replacement and acquisition of equipment.

FRM Transfer Fund

This fund accounts for resources that are committed for the fleet maintenance within the City.

Technology Fund

This fund accounts for revenues received through licenses and permits that are committed for the purchase of technology equipment.

COE Stormshed Fund

To account for resources that are restricted for stormshed projects.

Community Development Trust Fund

This fund accounts for intergovernmental revenues that are restricted for community development projects throughout the City.

Streetscape Project Fund

To account for revenues from the 2014 City bond issue spent for land acquisition and streetscape improvements.

Recreation Bond Fund

To account for revenues from the 2015 City bond issue spent for recreational facilities construction and improvements.

N. Hamilton Road OPWC - Issue 2 Fund

To account for intergovernmental revenues received from the Ohio Public Works Commission that are restricted for the construction of N. Hamilton Road.

Life Cycle Replacement Fund

To account for .21% of general fund revenue used for the purpose of funding computer hardware and replacement.

Franklin County Infrastructure Bank Fund

To account for revenues from the 2015 loan through the Franklin County Infrastructure Bank spent on North Hamilton Road improvements.

Mechanical Upgrades Fund

To account for lease agreement proceeds that used for the purpose of energy conservation.

Etna Road Improvements Fund

To account for intergovernmental revenues received from the Ohio Public Works Commission that are restricted for improvements of Etna Road.

CITY OF WHITEHALL, OHIO

SCHEDULE OF REVENUES, EXPENDITURES AND CHANGES IN
FUND BALANCE - BUDGET AND ACTUAL (NON-GAAP BUDGETARY BASIS)

GENERAL FUND

FOR THE YEAR ENDED DECEMBER 31, 2018

	Budgeted Amounts		Actual	Variance with Final Budget Positive (Negative)
	Original	Final		
Revenues:				
Income taxes	\$ 20,939,586	\$ 28,321,411	\$ 26,947,343	\$ (1,374,068)
Property and other taxes	258,510	349,643	332,679	(16,964)
Charges for services	194,693	263,328	250,552	(12,776)
Licenses and permits	347,947	470,608	447,776	(22,832)
Fines and forfeitures	258,872	350,132	333,145	(16,987)
Intergovernmental	711,017	961,671	915,014	(46,657)
Special assessments	49,252	66,615	63,383	(3,232)
Investment income	153,182	207,183	197,131	(10,052)
Rental income	107,557	145,474	138,416	(7,058)
Contributions and donations	8,198	11,088	10,550	(538)
Other	870,724	1,177,680	1,120,543	(57,137)
Total revenues	<u>23,899,538</u>	<u>32,324,833</u>	<u>30,756,532</u>	<u>(1,568,301)</u>
Expenditures:				
Current:				
General Government:				
City Council:				
Salaries and wages	113,800	102,000	101,968	32
Operating	14,798	10,567	10,023	544
Total city council	<u>128,598</u>	<u>112,567</u>	<u>111,991</u>	<u>576</u>
Mayor:				
Salaries and wages	719,329	738,051	730,116	7,935
Operating	112,919	106,605	97,992	8,613
Total mayor	<u>832,248</u>	<u>844,656</u>	<u>828,108</u>	<u>16,548</u>
Auditor/Treasurer:				
Salaries and wages	517,750	517,750	499,543	18,207
Operating	978,036	1,157,469	1,149,893	7,576
Total auditor/treasurer	<u>1,495,786</u>	<u>1,675,219</u>	<u>1,649,436</u>	<u>25,783</u>
Human Resources:				
Salaries and wages	194,579	194,579	188,567	6,012
Operating	87,500	87,500	56,257	31,243
Total human resources	<u>282,079</u>	<u>282,079</u>	<u>244,824</u>	<u>37,255</u>
Attorney:				
Salaries and wages	301,175	304,900	301,206	3,694
Operating	23,470	23,777	20,624	3,153
Total attorney	<u>324,645</u>	<u>328,677</u>	<u>321,830</u>	<u>6,847</u>
City-Wide/Employee Benefits:				
City-wide/employee benefits - general government	5,838,753	5,862,228	5,656,954	205,274
Total city/wide employee benefits	<u>5,838,753</u>	<u>5,862,228</u>	<u>5,656,954</u>	<u>205,274</u>
City-Wide Expense:				
City-wide expense - general government	1,036,774	1,061,231	932,861	128,370
Total city/wide employee benefits	<u>1,036,774</u>	<u>1,061,231</u>	<u>932,861</u>	<u>128,370</u>
Total General Government	<u>9,938,883</u>	<u>10,166,657</u>	<u>9,746,004</u>	<u>420,653</u>

-- Continued

CITY OF WHITEHALL, OHIO

SCHEDULE OF REVENUES, EXPENDITURES AND CHANGES IN
 FUND BALANCE - BUDGET AND ACTUAL (NON-GAAP BUDGETARY BASIS)
GENERAL FUND (CONTINUED)
 FOR THE YEAR ENDED DECEMBER 31, 2018

	<u>Budgeted Amounts</u>		<u>Actual</u>	<u>Variance with Final Budget Positive (Negative)</u>
	<u>Original</u>	<u>Final</u>		
Security of Persons and Property:				
Police:				
Salaries and wages	6,588,124	6,792,054	6,686,422	105,632
Operating	867,972	751,914	681,869	70,045
Total police	<u>7,456,096</u>	<u>7,543,968</u>	<u>7,368,291</u>	<u>175,677</u>
Fire:				
Salaries and wages	4,821,217	4,819,656	4,561,119	258,537
Operating	409,822	377,856	281,829	96,027
Total fire	<u>5,231,039</u>	<u>5,197,512</u>	<u>4,842,948</u>	<u>354,564</u>
City-Wide/Employee Benefits:				
Police and fire pension	2,250,000	2,430,000	2,135,439	294,561
Total city-wide employee benefits	<u>2,250,000</u>	<u>2,430,000</u>	<u>2,135,439</u>	<u>294,561</u>
Total Security of Persons and Property.	<u>14,937,135</u>	<u>15,171,480</u>	<u>14,346,678</u>	<u>824,802</u>
Public Health and Welfare:				
Cemetery:				
Operating	163,564	163,446	163,254	192
Total cemetery	<u>163,564</u>	<u>163,446</u>	<u>163,254</u>	<u>192</u>
Total Public Health and Welfare	<u>163,564</u>	<u>163,446</u>	<u>163,254</u>	<u>192</u>
Transportation:				
Public Service:				
Salaries and wages	515,850	520,851	465,865	54,986
Operating	20,388	20,389	18,469	1,920
Total public service	<u>536,238</u>	<u>541,240</u>	<u>484,334</u>	<u>56,906</u>
Total Transportation	<u>536,238</u>	<u>541,240</u>	<u>484,334</u>	<u>56,906</u>
Community Environment:				
Civil Service:				
Salaries and wages	3,200	3,200	3,200	-
Operating	33,450	33,450	25,186	8,264
Total civil service	<u>36,650</u>	<u>36,650</u>	<u>28,386</u>	<u>8,264</u>
Total Community Environment	<u>36,650</u>	<u>36,650</u>	<u>28,386</u>	<u>8,264</u>
Leisure Time Activities:				
Parks and Recreation:				
Salaries and wages	515,349	508,661	501,182	7,479
Operating	1,131,072	1,137,945	1,137,917	28
Total parks and recreation	<u>1,646,421</u>	<u>1,646,606</u>	<u>1,639,099</u>	<u>7,507</u>
Total Leisure Time Activity	<u>1,646,421</u>	<u>1,646,606</u>	<u>1,639,099</u>	<u>7,507</u>
Utility Services:				
Utilities Department:				
Operating	1,350,424	1,325,964	1,083,350	242,614
Total utilities department	<u>1,350,424</u>	<u>1,325,964</u>	<u>1,083,350</u>	<u>242,614</u>
Total Utility Services	<u>1,350,424</u>	<u>1,325,964</u>	<u>1,083,350</u>	<u>242,614</u>

- - Continued

CITY OF WHITEHALL, OHIO

SCHEDULE OF REVENUES, EXPENDITURES AND CHANGES IN
 FUND BALANCE - BUDGET AND ACTUAL (NON-GAAP BUDGETARY BASIS)
GENERAL FUND (CONTINUED)
 FOR THE YEAR ENDED DECEMBER 31, 2018

	<u>Budgeted Amounts</u>		<u>Actual</u>	<u>Variance with Final Budget Positive (Negative)</u>
	<u>Original</u>	<u>Final</u>		
Capital outlay:				
Capital outlay	123,642	1,591,892	1,461,666	130,226
Total capital outlay.	<u>123,642</u>	<u>1,591,892</u>	<u>1,461,666</u>	<u>130,226</u>
Debt Service:				
Principal retirement	100,000	100,000	100,000	-
Note issuance costs	52,408	52,408	52,408	-
Total debt service.	<u>152,408</u>	<u>152,408</u>	<u>152,408</u>	<u>-</u>
Total expenditures	<u>28,885,365</u>	<u>30,796,343</u>	<u>29,105,179</u>	<u>1,691,164</u>
Excess (deficiency) of revenues over (under) expenditures.	<u>(4,985,827)</u>	<u>1,528,490</u>	<u>1,651,353</u>	<u>(122,863)</u>
Other financing sources (uses):				
Note issuance.	8,019,215	10,846,226	10,320,000	(526,226)
Premium on note issuance	32,953	44,570	42,408	(2,162)
Sale of capital assets	11,962	16,179	15,394	(785)
Advances out	-	(370,000)	(350,000)	20,000
Transfers in	4,976	6,730	6,403	(327)
Transfers out.	(3,928,950)	(6,072,950)	(6,044,083)	28,867
Total other financing sources (uses)	<u>4,140,156</u>	<u>4,470,755</u>	<u>3,990,122</u>	<u>(480,633)</u>
Net change in fund balance	(845,671)	5,999,245	5,641,475	(357,770)
Fund balance at beginning of year	6,506,668	6,506,668	6,506,668	-
Prior year encumbrances appropriated .	873,491	873,491	873,491	-
Fund balance at end of year	<u>\$ 6,534,488</u>	<u>\$ 13,379,404</u>	<u>\$ 13,021,634</u>	<u>\$ (357,770)</u>

CITY OF WHITEHALL, OHIO

SCHEDULE OF REVENUES, EXPENDITURES AND CHANGES IN
 FUND BALANCE - BUDGET AND ACTUAL (NON-GAAP BUDGETARY BASIS)
TIF FUND
 FOR THE YEAR ENDED DECEMBER 31, 2018

	<u>Budgeted Amounts</u>		<u>Actual</u>	<u>Variance with Final Budget Positive (Negative)</u>
	<u>Original</u>	<u>Final</u>		
Revenues:				
Payments in lieu of taxes	\$ 700,000	\$ 1,070,276	\$ 988,803	\$ (81,473)
Total revenues	<u>700,000</u>	<u>1,070,276</u>	<u>988,803</u>	<u>(81,473)</u>
Expenditures:				
Current:				
Transportation:				
Operating.	83,453	102,677	102,677	-
Total transportation	<u>83,453</u>	<u>102,677</u>	<u>102,677</u>	<u>-</u>
Total expenditures	<u>83,453</u>	<u>102,677</u>	<u>102,677</u>	<u>-</u>
Excess of revenues over expenditures.	<u>616,547</u>	<u>967,599</u>	<u>886,126</u>	<u>(81,473)</u>
Other financing (uses):				
Transfers out	(362,267)	(445,720)	(445,720)	-
Total other financing (uses).	<u>(362,267)</u>	<u>(445,720)</u>	<u>(445,720)</u>	<u>-</u>
Net change in fund balance	254,280	521,879	440,406	(81,473)
Fund balance at beginning of year	2,315,048	2,315,048	2,315,048	-
Fund balance at end of year	<u>\$ 2,569,328</u>	<u>\$ 2,836,927</u>	<u>\$ 2,755,454</u>	<u>\$ (81,473)</u>

CITY OF WHITEHALL, OHIO

COMBINING BALANCE SHEET
NONMAJOR GOVERNMENTAL FUNDS
DECEMBER 31, 2018

	<u>Nonmajor Special Revenue Funds</u>	<u>Nonmajor Debt Service Fund</u>	<u>Nonmajor Capital Projects Fund</u>	<u>Total Nonmajor Governmental Funds</u>
Assets:				
Equity in pooled cash and investments	\$ 1,679,046	\$ 77,482	\$ 6,805,385	\$ 8,561,913
Receivables (net of allowance for uncollectibles):				
Property and other taxes	4,158	-	-	4,158
Accounts.	2,439	-	374,432	376,871
Interfund loans.	60,589	-	-	60,589
Due from other governments.	435,995	-	-	435,995
Materials and supplies inventory.	101,438	-	37,870	139,308
Assets held for resale	-	-	25,000	25,000
Restricted assets:				
Cash with fiscal and escrow agent.	282,229	-	-	282,229
Total assets	<u>\$ 2,565,894</u>	<u>\$ 77,482</u>	<u>\$ 7,242,687</u>	<u>\$ 9,886,063</u>
Liabilities:				
Accounts payable.	\$ 83,733	\$ -	\$ 40,942	\$ 124,675
Contracts payable.	-	-	119,897	119,897
Accrued wages and benefits payable	18,382	-	-	18,382
Interfund loans payable.	410,589	-	-	410,589
Due to other governments	3,782	-	-	3,782
Total liabilities	<u>516,486</u>	<u>-</u>	<u>160,839</u>	<u>677,325</u>
Deferred inflows of resources:				
Miscellaneous revenue not available	-	-	339,992	339,992
Intergovernmental revenue not available	233,664	-	-	233,664
Total deferred inflows of resources	<u>233,664</u>	<u>-</u>	<u>339,992</u>	<u>573,656</u>
Fund Balances:				
Nonspendable	101,438	-	62,870	164,308
Restricted.	1,848,257	-	276,188	2,124,445
Committed	-	-	6,402,798	6,402,798
Assigned.	-	77,482	-	77,482
Unassigned (deficit), reported in:				
Special revenue funds	(133,951)	-	-	(133,951)
Total fund balances.	<u>1,815,744</u>	<u>77,482</u>	<u>6,741,856</u>	<u>8,635,082</u>
Total liabilities, deferred inflows of resources and fund balances	<u>\$ 2,565,894</u>	<u>\$ 77,482</u>	<u>\$ 7,242,687</u>	<u>\$ 9,886,063</u>

CITY OF WHITEHALL, OHIO

COMBINING STATEMENT OF REVENUES, EXPENDITURES AND CHANGES IN FUND BALANCES
NONMAJOR GOVERNMENTAL FUNDS
FOR THE YEAR ENDED DECEMBER 31, 2018

	Nonmajor Special Revenue Funds	Nonmajor Debt Service Fund	Nonmajor Capital Projects Fund	Total Nonmajor Governmental Funds
Revenues:				
Property and other taxes	\$ 49,938	\$ -	\$ -	\$ 49,938
Charges for services	-	-	432,271	432,271
Fines and forfeitures	31,820	-	-	31,820
Intergovernmental	1,678,648	-	671,021	2,349,669
Investment income	-	-	108	108
Other	-	-	41,844	41,844
Total revenues	<u>1,760,406</u>	<u>-</u>	<u>1,145,244</u>	<u>2,905,650</u>
Expenditures:				
Current:				
General government	85,939	-	-	85,939
Security of persons and property	1,010,883	-	143,603	1,154,486
Public health and welfare	628,457	-	-	628,457
Transportation	1,231,475	-	-	1,231,475
Leisure time activity	48,739	-	-	48,739
Economic development	17,523	-	-	17,523
Utility services	-	-	34,121	34,121
Capital outlay	-	-	5,760,216	5,760,216
Debt service:				
Principal retirement	-	672,551	60,546	733,097
Interest and fiscal charges	-	228,943	2,598	231,541
Total expenditures	<u>3,023,016</u>	<u>901,494</u>	<u>6,001,084</u>	<u>9,925,594</u>
Excess of expenditures over revenues	<u>(1,262,610)</u>	<u>(901,494)</u>	<u>(4,855,840)</u>	<u>(7,019,944)</u>
Other financing sources (uses):				
Transfers in	210,272	896,465	4,657,521	5,764,258
Transfers (out)	(10,272)	-	(6,403)	(16,675)
Premium on note issuance	-	41,566	-	41,566
Loan issuance	-	-	604,589	604,589
Total other financing sources (uses)	<u>200,000</u>	<u>938,031</u>	<u>5,255,707</u>	<u>6,393,738</u>
Net change in fund balances	(1,062,610)	36,537	399,867	(626,206)
Fund balances at beginning of year	<u>2,878,354</u>	<u>40,945</u>	<u>6,341,989</u>	<u>9,261,288</u>
Fund balances at end of year	<u>\$ 1,815,744</u>	<u>\$ 77,482</u>	<u>\$ 6,741,856</u>	<u>\$ 8,635,082</u>

CITY OF WHITEHALL, OHIO

COMBINING BALANCE SHEET
NONMAJOR SPECIAL REVENUE FUNDS
DECEMBER 31, 2018

	Street Maintenance and Repair	FEMA Pre Disaster Mitigation	State Highway	Permissive Tax
Assets:				
Equity in pooled cash and investments	\$ 179,735	\$ 70,675	\$ 129,492	\$ -
Receivables (net of allowance for uncollectibles):				
Property and other taxes	-	-	-	-
Accounts	-	-	-	-
Interfund loans	-	-	-	-
Due from other governments	323,108	-	26,198	-
Materials and supplies inventory	101,438	-	-	-
Restricted assets:				
Cash with fiscal and escrow agent	-	-	-	282,229
Total assets	<u>\$ 604,281</u>	<u>\$ 70,675</u>	<u>\$ 155,690</u>	<u>\$ 282,229</u>
Liabilities:				
Accounts payable	\$ 8,222	\$ -	\$ -	\$ -
Accrued wages and benefits payable	18,382	-	-	-
Interfund loans payable	-	-	-	-
Due to other governments	2,822	-	-	-
Total liabilities	<u>29,426</u>	<u>-</u>	<u>-</u>	<u>-</u>
Deferred inflows of resources:				
Intergovernmental revenue not available	216,139	-	17,525	-
Total deferred inflows of resources	<u>216,139</u>	<u>-</u>	<u>17,525</u>	<u>-</u>
Fund Balances:				
Nonspendable	101,438	-	-	-
Restricted	257,278	70,675	138,165	282,229
Unassigned (deficit)	-	-	-	-
Special revenue funds	-	-	-	-
Total fund balances	<u>358,716</u>	<u>70,675</u>	<u>138,165</u>	<u>282,229</u>
Total liabilities, deferred inflows of resources and fund balances	<u>\$ 604,281</u>	<u>\$ 70,675</u>	<u>\$ 155,690</u>	<u>\$ 282,229</u>

Law Enforcement Trust	Department of Justice Forfeiture	Mandatory Drug Fine	Police Training Reimbursement	OMVI Enforcement/ Education	Bulletproof Vests Grant	Mayor's Court Computer
\$ 529,380	\$ 35,540	\$ 24,494	\$ 32,100	\$ 28,294	\$ 18,300	\$ 10,261
-	-	-	-	-	-	-
-	-	-	-	100	-	702
60,589	-	-	-	-	-	-
-	-	-	-	-	-	-
-	-	-	-	-	-	-
<u>\$ 589,969</u>	<u>\$ 35,540</u>	<u>\$ 24,494</u>	<u>\$ 32,100</u>	<u>\$ 28,394</u>	<u>\$ 18,300</u>	<u>\$ 10,963</u>
\$ 12,520	\$ -	\$ -	\$ -	\$ -	\$ -	\$ -
-	-	-	-	-	-	-
-	-	-	-	-	6,828	-
960	-	-	-	-	-	-
<u>13,480</u>	<u>-</u>	<u>-</u>	<u>-</u>	<u>-</u>	<u>6,828</u>	<u>-</u>
-	-	-	-	-	-	-
<u>-</u>	<u>-</u>	<u>-</u>	<u>-</u>	<u>-</u>	<u>-</u>	<u>-</u>
-	-	-	-	-	-	-
576,489	35,540	24,494	32,100	28,394	11,472	10,963
-	-	-	-	-	-	-
<u>576,489</u>	<u>35,540</u>	<u>24,494</u>	<u>32,100</u>	<u>28,394</u>	<u>11,472</u>	<u>10,963</u>
<u>\$ 589,969</u>	<u>\$ 35,540</u>	<u>\$ 24,494</u>	<u>\$ 32,100</u>	<u>\$ 28,394</u>	<u>\$ 18,300</u>	<u>\$ 10,963</u>

- - Continued

CITY OF WHITEHALL, OHIO

COMBINING BALANCE SHEET
NONMAJOR SPECIAL REVENUE FUNDS
DECEMBER 31, 2018

	Clerk of Court Computer	Hotel/ Motel Tax	Department of Treasury Forfeiture	Indigent Driver Interlock / Alcohol Monitoring
Assets:				
Equity in pooled cash and investments	\$ 120,291	\$ 141,774	\$ 5,890	\$ 8,379
Receivables (net of allowance for uncollectibles):				
Property and other taxes	-	4,158	-	-
Accounts	1,637	-	-	-
Interfund loans	-	-	-	-
Due from other governments	-	-	-	-
Materials and supplies inventory	-	-	-	-
Restricted assets:				
Cash with fiscal and escrow agent	-	-	-	-
Total assets	<u>\$ 121,928</u>	<u>\$ 145,932</u>	<u>\$ 5,890</u>	<u>\$ 8,379</u>
Liabilities:				
Accounts payable	\$ -	\$ -	\$ -	\$ -
Accrued wages and benefits payable	-	-	-	-
Interfund loans payable	-	-	-	-
Due to other governments	-	-	-	-
Total liabilities	<u>-</u>	<u>-</u>	<u>-</u>	<u>-</u>
Deferred inflows of resources:				
Intergovernmental revenue not available	-	-	-	-
Total deferred inflows of resources	<u>-</u>	<u>-</u>	<u>-</u>	<u>-</u>
Fund Balances:				
Nonspendable	-	-	-	-
Restricted	121,928	145,932	5,890	8,379
Unassigned (deficit)	-	-	-	-
Special revenue funds	-	-	-	-
Total fund balances	<u>121,928</u>	<u>145,932</u>	<u>5,890</u>	<u>8,379</u>
Total liabilities, deferred inflows of resources and fund balances	<u>\$ 121,928</u>	<u>\$ 145,932</u>	<u>\$ 5,890</u>	<u>\$ 8,379</u>

Safe Parks Grant	Parks Revitalization Grant	JAG Grants	Temporary Assistance for Needy Families	Diversion Alternative - Project Opioid Grant	Total Nonmajor Special Revenue Funds
\$ 42,761	\$ 94,230	\$ 11,030	\$ 100,653	\$ 95,767	\$ 1,679,046
-	-	-	-	-	4,158
-	-	-	-	-	2,439
-	-	-	-	-	60,589
-	-	-	68,127	18,562	435,995
-	-	-	-	-	101,438
-	-	-	-	-	282,229
<u>\$ 42,761</u>	<u>\$ 94,230</u>	<u>\$ 11,030</u>	<u>\$ 168,780</u>	<u>\$ 114,329</u>	<u>\$ 2,565,894</u>
\$ -	\$ -	\$ -	\$ 50,000	\$ 12,991	\$ 83,733
-	-	-	-	-	18,382
40,000	-	13,761	250,000	100,000	410,589
-	-	-	-	-	3,782
<u>40,000</u>	<u>-</u>	<u>13,761</u>	<u>300,000</u>	<u>112,991</u>	<u>516,486</u>
-	-	-	-	-	233,664
-	-	-	-	-	233,664
-	-	-	-	-	101,438
2,761	94,230	-	-	1,338	1,848,257
-	-	(2,731)	(131,220)	-	(133,951)
<u>2,761</u>	<u>94,230</u>	<u>(2,731)</u>	<u>(131,220)</u>	<u>1,338</u>	<u>1,815,744</u>
<u>\$ 42,761</u>	<u>\$ 94,230</u>	<u>\$ 11,030</u>	<u>\$ 168,780</u>	<u>\$ 114,329</u>	<u>\$ 2,565,894</u>

CITY OF WHITEHALL, OHIO

COMBINING STATEMENT OF REVENUES, EXPENDITURES
AND CHANGES IN FUND BALANCES
NONMAJOR SPECIAL REVENUE FUNDS
FOR THE YEAR ENDED DECEMBER 31, 2018

	Street Maintenance and Repair	FEMA Pre Disaster Mitigation	State Highway	Permissive Tax
Revenues:				
Property and other taxes	\$ -	\$ -	\$ -	\$ -
Fines and forfeitures	-	-	-	-
Intergovernmental	782,242	-	53,432	-
Total revenues	<u>782,242</u>	<u>-</u>	<u>53,432</u>	<u>-</u>
Expenditures:				
Current:				
General government	-	-	-	-
Security of persons and property	-	-	-	-
Public health and welfare	-	-	-	-
Transportation	1,167,151	-	38,777	25,547
Leisure time activity	-	-	-	-
Economic development	-	-	-	-
Total expenditures	<u>1,167,151</u>	<u>-</u>	<u>38,777</u>	<u>25,547</u>
Excess (deficiency) of revenues over (under) expenditures	<u>(384,909)</u>	<u>-</u>	<u>14,655</u>	<u>(25,547)</u>
Other financing sources (uses):				
Transfers in	200,000	-	-	-
Transfers (out)	-	-	-	-
Total other financing sources (uses)	<u>200,000</u>	<u>-</u>	<u>-</u>	<u>-</u>
Net change in fund balances	(184,909)	-	14,655	(25,547)
Fund balances at beginning of year	<u>543,625</u>	<u>70,675</u>	<u>123,510</u>	<u>307,776</u>
Fund balances (deficit) at end of year	<u>\$ 358,716</u>	<u>\$ 70,675</u>	<u>\$ 138,165</u>	<u>\$ 282,229</u>

Law Enforcement Trust	Department of Justice Forfeiture	Mandatory Drug Fine	Police Training Reimbursement	OMVI Enforcement/ Education	Bulletproof Vests Grant	Mayor's Court Computer
\$ -	\$ -	\$ -	\$ -	\$ -	\$ -	\$ -
-	-	6,411	-	1,745	-	7,092
<u>160,023</u>	<u>-</u>	<u>-</u>	<u>-</u>	<u>-</u>	<u>8,400</u>	<u>-</u>
<u>160,023</u>	<u>-</u>	<u>6,411</u>	<u>-</u>	<u>1,745</u>	<u>8,400</u>	<u>7,092</u>
-	-	-	-	-	-	35,167
914,519	33,317	-	-	4,285	8,085	-
-	-	-	-	-	-	-
-	-	-	-	-	-	-
-	-	-	-	-	-	-
<u>914,519</u>	<u>33,317</u>	<u>-</u>	<u>-</u>	<u>4,285</u>	<u>8,085</u>	<u>35,167</u>
<u>(754,496)</u>	<u>(33,317)</u>	<u>6,411</u>	<u>-</u>	<u>(2,540)</u>	<u>315</u>	<u>(28,075)</u>
-	-	-	-	-	10,272	-
<u>(10,272)</u>	<u>-</u>	<u>-</u>	<u>-</u>	<u>-</u>	<u>-</u>	<u>-</u>
<u>(10,272)</u>	<u>-</u>	<u>-</u>	<u>-</u>	<u>-</u>	<u>10,272</u>	<u>-</u>
(764,768)	(33,317)	6,411	-	(2,540)	10,587	(28,075)
<u>1,341,257</u>	<u>68,857</u>	<u>18,083</u>	<u>32,100</u>	<u>30,934</u>	<u>885</u>	<u>39,038</u>
<u>\$ 576,489</u>	<u>\$ 35,540</u>	<u>\$ 24,494</u>	<u>\$ 32,100</u>	<u>\$ 28,394</u>	<u>\$ 11,472</u>	<u>\$ 10,963</u>

-- Continued

CITY OF WHITEHALL, OHIO

COMBINING STATEMENT OF REVENUES, EXPENDITURES
AND CHANGES IN FUND BALANCES
NONMAJOR SPECIAL REVENUE FUNDS (CONTINUED)
FOR THE YEAR ENDED DECEMBER 31, 2018

	<u>Clerk of Court Computer</u>	<u>Hotel/ Motel Tax</u>	<u>Department of Treasury Forfeiture</u>	<u>Bulletproof Vests Grant Program</u>
Revenues:				
Property and other taxes	\$ -	\$ 49,938	\$ -	\$ -
Fines and forfeitures	16,572	-	-	-
Intergovernmental	-	-	-	-
Total revenues	<u>16,572</u>	<u>49,938</u>	<u>-</u>	<u>-</u>
Expenditures:				
Current:				
General government	50,772	-	-	-
Security of persons and property	-	-	-	3,473
Public health and welfare	-	-	-	-
Transportation	-	-	-	-
Leisure time activity	-	-	-	-
Economic development	-	17,523	-	-
Total expenditures	<u>50,772</u>	<u>17,523</u>	<u>-</u>	<u>3,473</u>
Excess (deficiency) of revenues over (under) expenditures	<u>(34,200)</u>	<u>32,415</u>	<u>-</u>	<u>(3,473)</u>
Other financing sources (uses):				
Transfers in	-	-	-	-
Transfers (out)	-	-	-	-
Total other financing sources (uses)	<u>-</u>	<u>-</u>	<u>-</u>	<u>-</u>
Net change in fund balances	(34,200)	32,415	-	(3,473)
Fund balances at beginning of year	<u>156,128</u>	<u>113,517</u>	<u>5,890</u>	<u>3,473</u>
Fund balances (deficit) at end of year	<u>\$ 121,928</u>	<u>\$ 145,932</u>	<u>\$ 5,890</u>	<u>\$ -</u>

Indigent Driver Interlock / Alcohol Monitoring	Safe Parks Grant	Park Ranger Grant	Parks Revitalization Grant	JAG Grants	Temporary Assistance for Needy Families	Diversion Alternative - Project Opioid Grant
\$ -	\$ -	\$ -	\$ -	\$ -	\$ -	\$ -
-	-	-	-	-	-	-
-	37,273	-	94,230	-	497,237	45,811
-	37,273	-	94,230	-	497,237	45,811
-	-	-	-	-	-	-
-	-	-	-	2,731	-	44,473
-	-	-	-	-	628,457	-
-	-	-	-	-	-	-
-	47,751	988	-	-	-	-
-	-	-	-	-	-	-
-	47,751	988	-	2,731	628,457	44,473
-	(10,478)	(988)	94,230	(2,731)	(131,220)	1,338
-	-	-	-	-	-	-
-	-	-	-	-	-	-
-	-	-	-	-	-	-
-	(10,478)	(988)	94,230	(2,731)	(131,220)	1,338
8,379	13,239	988	-	-	-	-
\$ 8,379	\$ 2,761	\$ -	\$ 94,230	\$ (2,731)	\$ (131,220)	\$ 1,338

-- Continued

CITY OF WHITEHALL, OHIO

COMBINING STATEMENT OF REVENUES, EXPENDITURES
AND CHANGES IN FUND BALANCES
NONMAJOR SPECIAL REVENUE FUNDS (CONTINUED)
FOR THE YEAR ENDED DECEMBER 31, 2018

	Total Nonmajor Special Revenue Funds
Revenues:	
Property and other taxes	\$ 49,938
Fines and forfeitures	31,820
Intergovernmental	1,678,648
Total revenues	1,760,406
Expenditures:	
Current:	
General government	85,939
Security of persons and property	1,010,883
Public health and welfare	628,457
Transportation	1,231,475
Leisure time activity	48,739
Economic development	17,523
Total expenditures	3,023,016
Excess (deficiency) of revenues over (under) expenditures	(1,262,610)
Other financing sources (uses):	
Transfers in	210,272
Transfers (out)	(10,272)
Total other financing sources (uses)	200,000
Net change in fund balances	(1,062,610)
Fund balances at beginning of year	2,878,354
Fund balances (deficit) at end of year	\$ 1,815,744

CITY OF WHITEHALL, OHIO

SCHEDULE OF REVENUES, EXPENDITURES AND CHANGES IN
 FUND BALANCE - BUDGET AND ACTUAL (NON-GAAP BUDGETARY BASIS)
STREET MAINTENANCE AND REPAIR FUND
 FOR THE YEAR ENDED DECEMBER 31, 2018

	Budgeted Amounts		Actual	Variance with Final Budget Positive (Negative)
	Original	Final		
Revenues:				
Intergovernmental	\$ 1,026,000	\$ 1,054,116	\$ 783,198	\$ (270,918)
Total revenues.	1,026,000	1,054,116	783,198	(270,918)
Expenditures:				
Current:				
Transportation:				
Highway and Streets:				
Salaries and wages	928,211	929,200	892,315	36,885
Operating	344,104	316,467	265,649	50,818
Total Transportation.	1,272,315	1,245,667	1,157,964	87,703
Total expenditures.	1,272,315	1,245,667	1,157,964	87,703
Excess of expenditures over revenues . . .	(246,315)	(191,551)	(374,766)	(183,215)
Other financing sources:				
Transfers in	200,000	200,000	200,000	-
Total other financing sources	200,000	200,000	200,000	-
Net change in fund balance.	(46,315)	8,449	(174,766)	(183,215)
Fund balance at beginning of year	299,605	299,605	299,605	-
Prior year encumbrances appropriated .	36,015	36,015	36,015	-
Fund balance at end of year	\$ 289,305	\$ 344,069	\$ 160,854	\$ (183,215)

CITY OF WHITEHALL, OHIO

SCHEDULE OF REVENUES, EXPENDITURES AND CHANGES IN
 FUND BALANCE - BUDGET AND ACTUAL (NON-GAAP BUDGETARY BASIS)
FEMA PRE DISASTER MITIGATION FUND
 FOR THE YEAR ENDED DECEMBER 31, 2018

	<u>Budgeted Amounts</u>		<u>Actual</u>	<u>Variance with Final Budget Positive (Negative)</u>
	<u>Original</u>	<u>Final</u>		
Fund balance at beginning of year	\$ 70,675	\$ 70,675	\$ 70,675	\$ -
Fund balance at end of year	\$ 70,675	\$ 70,675	\$ 70,675	\$ -

CITY OF WHITEHALL, OHIO

SCHEDULE OF REVENUES, EXPENDITURES AND CHANGES IN
 FUND BALANCE - BUDGET AND ACTUAL (NON-GAAP BUDGETARY BASIS)
STATE HIGHWAY FUND
 FOR THE YEAR ENDED DECEMBER 31, 2018

	<u>Budgeted Amounts</u>		<u>Actual</u>	<u>Variance with Final Budget Positive (Negative)</u>
	<u>Original</u>	<u>Final</u>		
Revenues:				
Intergovernmental	\$ 53,500	\$ 72,062	\$ 53,510	\$ (18,552)
Total revenues	<u>53,500</u>	<u>72,062</u>	<u>53,510</u>	<u>(18,552)</u>
Expenditures:				
Current:				
Transportation:				
Operating	58,442	40,000	40,000	-
Total Transportation.	<u>58,442</u>	<u>40,000</u>	<u>40,000</u>	<u>-</u>
Total expenditures	<u>58,442</u>	<u>40,000</u>	<u>40,000</u>	<u>-</u>
Net change in fund balance.	(4,942)	32,062	13,510	(18,552)
Fund balance at beginning of year	96,317	96,317	96,317	-
Prior year encumbrances appropriated .	18,442	18,442	18,442	-
Fund balance at end of year	<u>\$ 109,817</u>	<u>\$ 146,821</u>	<u>\$ 128,269</u>	<u>\$ (18,552)</u>

CITY OF WHITEHALL, OHIO

SCHEDULE OF REVENUES, EXPENDITURES AND CHANGES IN
 FUND BALANCE - BUDGET AND ACTUAL (NON-GAAP BUDGETARY BASIS)
LAW ENFORCEMENT TRUST FUND
 FOR THE YEAR ENDED DECEMBER 31, 2018

	<u>Budgeted Amounts</u>		<u>Actual</u>	<u>Variance with Final Budget Positive (Negative)</u>
	<u>Original</u>	<u>Final</u>		
Revenues:				
Intergovernmental	\$ -	\$ 150,087	\$ 160,023	\$ 9,936
Total revenues	<u>-</u>	<u>150,087</u>	<u>160,023</u>	<u>9,936</u>
Expenditures:				
Current:				
Security of Persons and Property:				
Operating	669,262	1,053,334	952,037	101,297
Total Security of Persons and Property.	<u>669,262</u>	<u>1,053,334</u>	<u>952,037</u>	<u>101,297</u>
Total expenditures	<u>669,262</u>	<u>1,053,334</u>	<u>952,037</u>	<u>101,297</u>
Excess of expenditures over revenues . . .	<u>(669,262)</u>	<u>(903,247)</u>	<u>(792,014)</u>	<u>111,233</u>
Other financing (uses):				
Advances out	-	(20,589)	(20,589)	-
Transfers out	-	(10,272)	(10,272)	-
Total other financing (uses)	<u>-</u>	<u>(30,861)</u>	<u>(30,861)</u>	<u>-</u>
Net change in fund balance.	(669,262)	(934,108)	(822,875)	111,233
Fund balance at beginning of year	1,284,845	1,284,845	1,284,845	-
Prior year encumbrances appropriated .	59,262	59,262	59,262	-
Fund balance at end of year	<u>\$ 674,845</u>	<u>\$ 409,999</u>	<u>\$ 521,232</u>	<u>\$ 111,233</u>

CITY OF WHITEHALL, OHIO

SCHEDULE OF REVENUES, EXPENDITURES AND CHANGES IN
 FUND BALANCE - BUDGET AND ACTUAL (NON-GAAP BUDGETARY BASIS)
DEPARTMENT OF JUSTICE FORFEITURE FUND
 FOR THE YEAR ENDED DECEMBER 31, 2018

	<u>Budgeted Amounts</u>		<u>Actual</u>	<u>Variance with Final Budget Positive (Negative)</u>
	<u>Original</u>	<u>Final</u>		
Revenues:				
Fines and forfeitures	\$ -	\$ 15,364	\$ -	\$ (15,364)
Total revenues	<u>-</u>	<u>15,364</u>	<u>-</u>	<u>(15,364)</u>
Expenditures:				
Current:				
Security of Persons and Property:				
Operating	53,494	53,494	33,317	20,177
Total Security of Persons and Property.	<u>53,494</u>	<u>53,494</u>	<u>33,317</u>	<u>20,177</u>
Total expenditures	<u>53,494</u>	<u>53,494</u>	<u>33,317</u>	<u>20,177</u>
Net change in fund balance.	(53,494)	(38,130)	(33,317)	4,813
Fund balance at beginning of year	<u>68,857</u>	<u>68,857</u>	<u>68,857</u>	<u>-</u>
Fund balance at end of year	<u>\$ 15,363</u>	<u>\$ 30,727</u>	<u>\$ 35,540</u>	<u>\$ 4,813</u>

CITY OF WHITEHALL, OHIO

SCHEDULE OF REVENUES, EXPENDITURES AND CHANGES IN
 FUND BALANCE - BUDGET AND ACTUAL (NON-GAAP BUDGETARY BASIS)
MANDATORY DRUG FINE FUND
 FOR THE YEAR ENDED DECEMBER 31, 2018

	<u>Budgeted Amounts</u>		<u>Actual</u>	<u>Variance with Final Budget Positive (Negative)</u>
	<u>Original</u>	<u>Final</u>		
Revenues:				
Fines and forfeitures	\$ -	\$ 6,302	\$ 6,411	\$ 109
Total revenues	<u>-</u>	<u>6,302</u>	<u>6,411</u>	<u>109</u>
Expenditures:				
Current:				
Security of Persons and Property:				
Operating	17,445	17,445	-	17,445
Total Security of Persons and Property.	<u>17,445</u>	<u>17,445</u>	<u>-</u>	<u>17,445</u>
Total expenditures	<u>17,445</u>	<u>17,445</u>	<u>-</u>	<u>17,445</u>
Net change in fund balance.	(17,445)	(11,143)	6,411	17,554
Fund balance at beginning of year	<u>18,083</u>	<u>18,083</u>	<u>18,083</u>	<u>-</u>
Fund balance at end of year	<u>\$ 638</u>	<u>\$ 6,940</u>	<u>\$ 24,494</u>	<u>\$ 17,554</u>

CITY OF WHITEHALL, OHIO

SCHEDULE OF REVENUES, EXPENDITURES AND CHANGES IN
 FUND BALANCE - BUDGET AND ACTUAL (NON-GAAP BUDGETARY BASIS)
POLICE TRAINING REIMBURSEMENT FUND
 FOR THE YEAR ENDED DECEMBER 31, 2018

	<u>Budgeted Amounts</u>		<u>Actual</u>	<u>Variance with Final Budget Positive (Negative)</u>
	<u>Original</u>	<u>Final</u>		
Revenues:				
Other	\$ -	\$ 20,020	\$ 20,020	\$ -
Total revenues	<u>-</u>	<u>20,020</u>	<u>20,020</u>	<u>-</u>
Expenditures:				
Current:				
Security of Persons and Property:				
Operating	12,080	12,080	-	12,080
Total Security of Persons and Property.	<u>12,080</u>	<u>12,080</u>	<u>-</u>	<u>12,080</u>
Total expenditures	<u>12,080</u>	<u>12,080</u>	<u>-</u>	<u>12,080</u>
Net change in fund balance.	(12,080)	7,940	20,020	12,080
Fund balance at beginning of year	12,080	12,080	12,080	-
Fund balance at end of year	<u>\$ -</u>	<u>\$ 20,020</u>	<u>\$ 32,100</u>	<u>\$ 12,080</u>

CITY OF WHITEHALL, OHIO

SCHEDULE OF REVENUES, EXPENDITURES AND CHANGES IN
 FUND BALANCE - BUDGET AND ACTUAL (NON-GAAP BUDGETARY BASIS)
OMVI ENFORCEMENT/EDUCATION FUND
 FOR THE YEAR ENDED DECEMBER 31, 2018

	<u>Budgeted Amounts</u>		<u>Actual</u>	<u>Variance with Final Budget Positive (Negative)</u>
	<u>Original</u>	<u>Final</u>		
Revenues:				
Fines and forfeitures	\$ -	\$ 1,917	\$ 1,917	\$ -
Total revenues	<u>-</u>	<u>1,917</u>	<u>1,917</u>	<u>-</u>
Expenditures:				
Current:				
Security of Persons and Property:				
Operating	29,759	29,759	4,285	25,474
Total Security of Persons and Property.	<u>29,759</u>	<u>29,759</u>	<u>4,285</u>	<u>25,474</u>
Total expenditures	<u>29,759</u>	<u>29,759</u>	<u>4,285</u>	<u>25,474</u>
Net change in fund balance.	(29,759)	(27,842)	(2,368)	25,474
Fund balance at beginning of year	<u>30,662</u>	<u>30,662</u>	<u>30,662</u>	<u>-</u>
Fund balance at end of year	<u>\$ 903</u>	<u>\$ 2,820</u>	<u>\$ 28,294</u>	<u>\$ 25,474</u>

CITY OF WHITEHALL, OHIO

SCHEDULE OF REVENUES, EXPENDITURES AND CHANGES IN
 FUND BALANCE - BUDGET AND ACTUAL (NON-GAAP BUDGETARY BASIS)
AEP GRANT FUND
 FOR THE YEAR ENDED DECEMBER 31, 2018

	<u>Budgeted Amounts</u>		<u>Actual</u>	<u>Variance with Final Budget Positive (Negative)</u>
	<u>Original</u>	<u>Final</u>		
Revenues:				
Intergovernmental	\$ -	\$ 10,000	\$ -	\$ (10,000)
Total revenues	<u>-</u>	<u>10,000</u>	<u>-</u>	<u>(10,000)</u>
Expenditures:				
Current:				
Economic Development:				
Operating	-	10,000	-	10,000
Total Economic Development.	<u>-</u>	<u>10,000</u>	<u>-</u>	<u>10,000</u>
Total expenditures	<u>-</u>	<u>10,000</u>	<u>-</u>	<u>10,000</u>
Net change in fund balance.	-	-	-	-
Fund balance at beginning of year	-	-	-	-
Fund balance at end of year	<u><u>\$ -</u></u>	<u><u>\$ -</u></u>	<u><u>\$ -</u></u>	<u><u>\$ -</u></u>

CITY OF WHITEHALL, OHIO

SCHEDULE OF REVENUES, EXPENDITURES AND CHANGES IN
 FUND BALANCE - BUDGET AND ACTUAL (NON-GAAP BUDGETARY BASIS)
BULLETPROOF VESTS GRANT FUND
 FOR THE YEAR ENDED DECEMBER 31, 2018

	Budgeted Amounts		Actual	Variance with Final Budget Positive (Negative)
	Original	Final		
Revenues:				
Intergovernmental	\$ -	\$ 25,935	\$ 9,285	\$ (16,650)
Total revenues	-	25,935	9,285	(16,650)
Expenditures:				
Current:				
Security of Persons and Property:				
Operating	\$ -	\$ 17,100	\$ 8,085	\$ 9,015
Total Security of Persons and Property.	-	17,100	8,085	9,015
Total expenditures	-	17,100	8,085	9,015
Excess of revenues over expenditures . . .	-	8,835	1,200	(7,635)
Other financing sources:				
Transfers in	-	-	10,272	10,272
Advances in	-	-	6,828	6,828
Total other financing sources	-	-	17,100	17,100
Net change in fund balance.	-	8,835	18,300	9,465
Fund balance at beginning of year	-	-	-	-
Fund balance at end of year	<u>\$ -</u>	<u>\$ 8,835</u>	<u>\$ 18,300</u>	<u>\$ 9,465</u>

CITY OF WHITEHALL, OHIO

SCHEDULE OF REVENUES, EXPENDITURES AND CHANGES IN
 FUND BALANCE - BUDGET AND ACTUAL (NON-GAAP BUDGETARY BASIS)
CLEAN OHIO GRANT FUND
 FOR THE YEAR ENDED DECEMBER 31, 2018

	<u>Budgeted Amounts</u>		<u>Actual</u>	<u>Variance with Final Budget Positive (Negative)</u>
	<u>Original</u>	<u>Final</u>		
Revenues:				
Intergovernmental	\$ -	\$ 734,000	\$ -	\$ (734,000)
Total revenues	<u>-</u>	<u>734,000</u>	<u>-</u>	<u>(734,000)</u>
Expenditures:				
Current:				
Economic Development:				
Operating	-	734,000	-	734,000
Total Economic Development.	<u>-</u>	<u>734,000</u>	<u>-</u>	<u>734,000</u>
Total expenditures	<u>-</u>	<u>734,000</u>	<u>-</u>	<u>734,000</u>
Net change in fund balance.	-	-	-	-
Fund balance at beginning of year	<u>-</u>	<u>-</u>	<u>-</u>	<u>-</u>
Fund balance at end of year	<u>\$ -</u>	<u>\$ -</u>	<u>\$ -</u>	<u>\$ -</u>

CITY OF WHITEHALL, OHIO

SCHEDULE OF REVENUES, EXPENDITURES AND CHANGES IN
 FUND BALANCE - BUDGET AND ACTUAL (NON-GAAP BUDGETARY BASIS)
MAYOR'S COURT COMPUTER FUND
 FOR THE YEAR ENDED DECEMBER 31, 2018

	<u>Budgeted Amounts</u>		<u>Actual</u>	<u>Variance with Final Budget Positive (Negative)</u>
	<u>Original</u>	<u>Final</u>		
Revenues:				
Fines and forfeitures	\$ -	\$ 6,943	\$ 6,903	\$ (40)
Total revenues	<u>-</u>	<u>6,943</u>	<u>6,903</u>	<u>(40)</u>
Expenditures:				
Current:				
General Government:				
Operating	38,421	38,382	37,382	1,000
Total General Government	<u>38,421</u>	<u>38,382</u>	<u>37,382</u>	<u>1,000</u>
Total expenditures	<u>38,421</u>	<u>38,382</u>	<u>37,382</u>	<u>1,000</u>
Net change in fund balance.	(38,421)	(31,439)	(30,479)	960
Fund balance at beginning of year	36,787	36,787	36,787	-
Prior year encumbrances appropriated .	1,921	1,921	1,921	-
Fund balance at end of year	<u>\$ 287</u>	<u>\$ 7,269</u>	<u>\$ 8,229</u>	<u>\$ 960</u>

CITY OF WHITEHALL, OHIO

SCHEDULE OF REVENUES, EXPENDITURES AND CHANGES IN
 FUND BALANCE - BUDGET AND ACTUAL (NON-GAAP BUDGETARY BASIS)
CLERK OF COURT COMPUTER FUND
 FOR THE YEAR ENDED DECEMBER 31, 2018

	<u>Budgeted Amounts</u>		<u>Actual</u>	<u>Variance with Final Budget Positive (Negative)</u>
	<u>Original</u>	<u>Final</u>		
Revenues:				
Fines and forfeitures	\$ -	\$ 16,131	\$ 16,131	\$ -
Total revenues	<u>-</u>	<u>16,131</u>	<u>16,131</u>	<u>-</u>
Expenditures:				
Current:				
General Government:				
Salaries and wages	56,964	86,964	52,697	34,267
Total General Government	<u>56,964</u>	<u>86,964</u>	<u>52,697</u>	<u>34,267</u>
Total expenditures	<u>56,964</u>	<u>86,964</u>	<u>52,697</u>	<u>34,267</u>
Net change in fund balance.	(56,964)	(70,833)	(36,566)	34,267
Fund balance at beginning of year	153,094	153,094	153,094	-
Prior year encumbrances appropriated .	1,838	1,838	1,838	-
Fund balance at end of year	<u>\$ 97,968</u>	<u>\$ 84,099</u>	<u>\$ 118,366</u>	<u>\$ 34,267</u>

CITY OF WHITEHALL, OHIO

SCHEDULE OF REVENUES, EXPENDITURES AND CHANGES IN
 FUND BALANCE - BUDGET AND ACTUAL (NON-GAAP BUDGETARY BASIS)
HOTEL/MOTEL TAX FUND
 FOR THE YEAR ENDED DECEMBER 31, 2018

	<u>Budgeted Amounts</u>		<u>Actual</u>	<u>Variance with Final Budget Positive (Negative)</u>
	<u>Original</u>	<u>Final</u>		
Revenues:				
Property and other taxes	\$ 75,000	\$ 75,079	\$ 50,634	\$ (24,445)
Total revenues	<u>75,000</u>	<u>75,079</u>	<u>50,634</u>	<u>(24,445)</u>
Expenditures:				
Current:				
Economic Development:				
Operating	70,079	70,000	17,736	52,264
Total economic development.	<u>70,079</u>	<u>70,000</u>	<u>17,736</u>	<u>52,264</u>
Total expenditures	<u>70,079</u>	<u>70,000</u>	<u>17,736</u>	<u>52,264</u>
Net change in fund balance.	4,921	5,079	32,898	27,819
Fund balance at beginning of year	108,584	108,584	108,584	-
Prior year encumbrances appropriated	79	79	79	-
Fund balance at end of year	<u>\$ 113,584</u>	<u>\$ 113,742</u>	<u>\$ 141,561</u>	<u>\$ 27,819</u>

CITY OF WHITEHALL, OHIO

SCHEDULE OF REVENUES, EXPENDITURES AND CHANGES IN
 FUND BALANCE - BUDGET AND ACTUAL (NON-GAAP BUDGETARY BASIS)
DEPARTMENT OF TREASURY FORFEITURE FUND
 FOR THE YEAR ENDED DECEMBER 31, 2018

	<u>Budgeted Amounts</u>		<u>Actual</u>	<u>Variance with Final Budget Positive (Negative)</u>
	<u>Original</u>	<u>Final</u>		
Fund balance at beginning of year	\$ 5,890	\$ 5,890	\$ 5,890	\$ -
Fund balance at end of year	<u>\$ 5,890</u>	<u>\$ 5,890</u>	<u>\$ 5,890</u>	<u>\$ -</u>

CITY OF WHITEHALL, OHIO

SCHEDULE OF REVENUES, EXPENDITURES AND CHANGES IN
 FUND BALANCE - BUDGET AND ACTUAL (NON-GAAP BUDGETARY BASIS)
BULLETPROOF VESTS GRANT PROGRAM FUND
 FOR THE YEAR ENDED DECEMBER 31, 2018

	<u>Budgeted Amounts</u>		<u>Actual</u>	<u>Variance with Final Budget Positive (Negative)</u>
	<u>Original</u>	<u>Final</u>		
Revenues:				
Intergovernmental	\$ -	\$ -	\$ (3,473)	\$ (3,473)
Total revenues.	<u>-</u>	<u>-</u>	<u>(3,473)</u>	<u>(3,473)</u>
Net change in fund balance.	-	-	(3,473)	(3,473)
Fund balance at beginning of year	<u>3,473</u>	<u>3,473</u>	<u>3,473</u>	<u>-</u>
Fund balance at end of year	<u>\$ 3,473</u>	<u>\$ 3,473</u>	<u>\$ -</u>	<u>\$ (3,473)</u>

CITY OF WHITEHALL, OHIO

SCHEDULE OF REVENUES, EXPENDITURES AND CHANGES IN
 FUND BALANCE - BUDGET AND ACTUAL (NON-GAAP BUDGETARY BASIS)
INDIGENT DRIVER INTERLOCK / ALCOHOL MONITORING FUND
 FOR THE YEAR ENDED DECEMBER 31, 2018

	<u>Budgeted Amounts</u>		<u>Actual</u>	<u>Variance with Final Budget Positive (Negative)</u>
	<u>Original</u>	<u>Final</u>		
Fund balance at beginning of year	\$ 8,379	\$ 8,379	\$ 8,379	\$ -
Fund balance at end of year	<u>\$ 8,379</u>	<u>\$ 8,379</u>	<u>\$ 8,379</u>	<u>\$ -</u>

CITY OF WHITEHALL, OHIO

SCHEDULE OF REVENUES, EXPENDITURES AND CHANGES IN
 FUND BALANCE - BUDGET AND ACTUAL (NON-GAAP BUDGETARY BASIS)
SAFE PARKS GRANT FUND
 FOR THE YEAR ENDED DECEMBER 31, 2018

	<u>Budgeted Amounts</u>		<u>Actual</u>	<u>Variance with Final Budget Positive (Negative)</u>
	<u>Original</u>	<u>Final</u>		
Revenues:				
Intergovernmental	\$ 597	\$ 37,273	\$ 37,273	\$ -
Total revenues	<u>597</u>	<u>37,273</u>	<u>37,273</u>	<u>-</u>
Expenditures:				
Current:				
Leisure Time Activities:				
Operating	53,835	53,235	47,751	5,484
Total Leisure Time Activity	<u>53,835</u>	<u>53,235</u>	<u>47,751</u>	<u>5,484</u>
Total expenditures	<u>53,835</u>	<u>53,235</u>	<u>47,751</u>	<u>5,484</u>
Net change in fund balance.	(53,238)	(15,962)	(10,478)	5,484
Fund balance at beginning of year	53,239	53,239	53,239	-
Fund balance at end of year	<u>\$ 1</u>	<u>\$ 37,277</u>	<u>\$ 42,761</u>	<u>\$ 5,484</u>

CITY OF WHITEHALL, OHIO

SCHEDULE OF REVENUES, EXPENDITURES AND CHANGES IN
 FUND BALANCE - BUDGET AND ACTUAL (NON-GAAP BUDGETARY BASIS)
PARK RANGER GRANT FUND
 FOR THE YEAR ENDED DECEMBER 31, 2018

	<u>Budgeted Amounts</u>		<u>Actual</u>	<u>Variance with Final Budget Positive (Negative)</u>
	<u>Original</u>	<u>Final</u>		
Revenues:				
Intergovernmental	\$ 250	\$ 238	\$ -	\$ (238)
Total revenues	<u>250</u>	<u>238</u>	<u>-</u>	<u>(238)</u>
Expenditures:				
Current:				
Leisure Time Activities:				
Operating	<u>1,000</u>	<u>988</u>	<u>988</u>	<u>-</u>
Total Leisure Time Activity	<u>1,000</u>	<u>988</u>	<u>988</u>	<u>-</u>
Total expenditures	<u>1,000</u>	<u>988</u>	<u>988</u>	<u>-</u>
Net change in fund balance.	(750)	(750)	(988)	(238)
Fund balance at beginning of year	751	751	751	-
Prior year encumbrances appropriated .	<u>237</u>	<u>237</u>	<u>237</u>	<u>-</u>
Fund balance at end of year	<u>\$ 238</u>	<u>\$ 238</u>	<u>\$ -</u>	<u>\$ (238)</u>

CITY OF WHITEHALL, OHIO

SCHEDULE OF REVENUES, EXPENDITURES AND CHANGES IN
 FUND BALANCE - BUDGET AND ACTUAL (NON-GAAP BUDGETARY BASIS)
PARKS REVITALIZATION GRANT FUND
 FOR THE YEAR ENDED DECEMBER 31, 2018

	<u>Budgeted Amounts</u>		<u>Actual</u>	<u>Variance with Final Budget Positive (Negative)</u>
	<u>Original</u>	<u>Final</u>		
Revenues:				
Intergovernmental	\$ 94,230	\$ 94,230	\$ 94,230	\$ -
Total revenues	<u>94,230</u>	<u>94,230</u>	<u>94,230</u>	<u>-</u>
Expenditures:				
Current:				
Leisure Time Activities:				
Operating	94,230	94,230	-	94,230
Total Leisure Time Activity	<u>94,230</u>	<u>94,230</u>	<u>-</u>	<u>94,230</u>
Total expenditures	<u>94,230</u>	<u>94,230</u>	<u>-</u>	<u>94,230</u>
Net change in fund balance.	-	-	94,230	94,230
Fund balance at beginning of year	<u>-</u>	<u>-</u>	<u>-</u>	<u>-</u>
Fund balance at end of year	<u>\$ -</u>	<u>\$ -</u>	<u>\$ 94,230</u>	<u>\$ 94,230</u>

CITY OF WHITEHALL, OHIO

SCHEDULE OF REVENUES, EXPENDITURES AND CHANGES IN
 FUND BALANCE - BUDGET AND ACTUAL (NON-GAAP BUDGETARY BASIS)
JAG GRANTS FUND
 FOR THE YEAR ENDED DECEMBER 31, 2018

	<u>Budgeted Amounts</u>		<u>Actual</u>	<u>Variance with Final Budget Positive (Negative)</u>
	<u>Original</u>	<u>Final</u>		
Expenditures:				
Current:				
Security of Persons and Property:				
Operating	\$ -	\$ 13,761	\$ 2,731	\$ 11,030
Total Security of Persons and Property.	-	13,761	2,731	11,030
Total expenditures	-	13,761	2,731	11,030
Excess of expenditures over revenues . . .	-	(13,761)	(2,731)	11,030
Other financing sources:				
Advances in	-	13,761	13,761	-
Total other financing sources	-	13,761	13,761	-
Net change in fund balance.	-	-	11,030	11,030
Fund balance at beginning of year	-	-	-	-
Fund balance at end of year	<u>\$ -</u>	<u>\$ -</u>	<u>\$ 11,030</u>	<u>\$ 11,030</u>

CITY OF WHITEHALL, OHIO

SCHEDULE OF REVENUES, EXPENDITURES AND CHANGES IN
 FUND BALANCE - BUDGET AND ACTUAL (NON-GAAP BUDGETARY BASIS)
TEMPORARY ASSISTANCE FOR NEEDY FAMILIES FUND
 FOR THE YEAR ENDED DECEMBER 31, 2018

	<u>Budgeted Amounts</u>		<u>Actual</u>	<u>Variance with Final Budget Positive (Negative)</u>
	<u>Original</u>	<u>Final</u>		
Revenues:				
Intergovernmental	\$ -	\$ 736,783	\$ 429,110	\$ (307,673)
Total revenues.	<u>-</u>	<u>736,783</u>	<u>429,110</u>	<u>(307,673)</u>
Expenditures:				
Current:				
Public Health and Welfare:				
Operating	-	736,783	648,457	88,326
Total public health and welfare	<u>-</u>	<u>736,783</u>	<u>648,457</u>	<u>88,326</u>
Total expenditures	<u>-</u>	<u>736,783</u>	<u>648,457</u>	<u>88,326</u>
Excess of expenditures over revenues	<u>-</u>	<u>-</u>	<u>(219,347)</u>	<u>(219,347)</u>
Other financing sources:				
Advances in	-	250,000	250,000	-
Total other financing sources	<u>-</u>	<u>250,000</u>	<u>250,000</u>	<u>-</u>
Net change in fund balance.	-	250,000	30,653	(219,347)
Fund balance at beginning of year	<u>-</u>	<u>-</u>	<u>-</u>	<u>-</u>
Fund balance at end of year	<u>\$ -</u>	<u>\$ 250,000</u>	<u>\$ 30,653</u>	<u>\$ (219,347)</u>

CITY OF WHITEHALL, OHIO

SCHEDULE OF REVENUES, EXPENDITURES AND CHANGES IN
 FUND BALANCE - BUDGET AND ACTUAL (NON-GAAP BUDGETARY BASIS)
DIVERSION ALTERNATIVE - PROJECT OPIOID GRANT FUND
 FOR THE YEAR ENDED DECEMBER 31, 2018

	<u>Budgeted Amounts</u>		<u>Actual</u>	<u>Variance with Final Budget Positive (Negative)</u>
	<u>Original</u>	<u>Final</u>		
Revenues:				
Intergovernmental	\$ -	\$ 100,000	\$ 27,249	\$ (72,751)
Total revenues	<u>-</u>	<u>100,000</u>	<u>27,249</u>	<u>(72,751)</u>
Expenditures:				
Current:				
Security of Persons and Property:				
Operating	-	100,000	43,532	56,468
Total Security of Persons and Property.	<u>-</u>	<u>100,000</u>	<u>43,532</u>	<u>56,468</u>
Total expenditures	<u>-</u>	<u>100,000</u>	<u>43,532</u>	<u>56,468</u>
Excess of expenditures over revenues . . .	<u>-</u>	<u>-</u>	<u>(16,283)</u>	<u>(16,283)</u>
Other financing sources:				
Advances in	-	-	100,000	100,000
Total other financing sources	<u>-</u>	<u>-</u>	<u>100,000</u>	<u>100,000</u>
Net change in fund balance.	-	-	83,717	83,717
Fund balance at beginning of year	<u>-</u>	<u>-</u>	<u>-</u>	<u>-</u>
Fund balance at end of year	<u>\$ -</u>	<u>\$ -</u>	<u>\$ 83,717</u>	<u>\$ 83,717</u>

CITY OF WHITEHALL, OHIO

SCHEDULE OF REVENUES, EXPENDITURES AND CHANGES IN
 FUND BALANCE - BUDGET AND ACTUAL (NON-GAAP BUDGETARY BASIS)
TAX INCENTIVE PROGRAM FUND
 FOR THE YEAR ENDED DECEMBER 31, 2018

	<u>Budgeted Amounts</u>		<u>Actual</u>	<u>Variance with Final Budget Positive (Negative)</u>
	<u>Original</u>	<u>Final</u>		
Expenditures:				
Current:				
General Government:				
Operating	\$ 10,000	\$ 107,088	\$ 97,088	\$ 10,000
Total General Government	<u>10,000</u>	<u>107,088</u>	<u>97,088</u>	<u>10,000</u>
Excess of expenditures over revenues . . .	<u>(10,000)</u>	<u>(107,088)</u>	<u>(97,088)</u>	<u>10,000</u>
Other financing sources:				
Transfers in	<u>99,900</u>	<u>107,078</u>	<u>97,088</u>	<u>(9,990)</u>
Total other financing sources	<u>99,900</u>	<u>107,078</u>	<u>97,088</u>	<u>(9,990)</u>
Net change in fund balance.	89,900	(10)	-	10
Fund balance at beginning of year	<u>10</u>	<u>10</u>	<u>10</u>	<u>-</u>
Fund balance at end of year	<u><u>\$ 89,910</u></u>	<u><u>\$ -</u></u>	<u><u>\$ 10</u></u>	<u><u>\$ 10</u></u>

CITY OF WHITEHALL, OHIO

SCHEDULE OF REVENUES, EXPENDITURES AND CHANGES IN
 FUND BALANCE - BUDGET AND ACTUAL (NON-GAAP BUDGETARY BASIS)
ACCRUED BENEFITS FUND
 FOR THE YEAR ENDED DECEMBER 31, 2018

	<u>Budgeted Amounts</u>		<u>Actual</u>	<u>Variance with Final Budget Positive (Negative)</u>
	<u>Original</u>	<u>Final</u>		
Expenditures:				
Current:				
General Government:				
Operating	\$ 147,000	\$ 247,000	\$ 244,631	\$ 2,369
Total General Government	<u>147,000</u>	<u>247,000</u>	<u>244,631</u>	<u>2,369</u>
Total expenditures	<u>147,000</u>	<u>247,000</u>	<u>244,631</u>	<u>2,369</u>
Excess of expenditures over revenues . . .	<u>(147,000)</u>	<u>(247,000)</u>	<u>(244,631)</u>	<u>2,369</u>
Other financing sources:				
Transfers in	123,922	213,922	220,946	7,024
Total other financing sources	<u>123,922</u>	<u>213,922</u>	<u>220,946</u>	<u>7,024</u>
Net change in fund balance.	(23,078)	(33,078)	(23,685)	9,393
Fund balance at beginning of year	40,839	40,839	40,839	-
Fund balance at end of year	<u>\$ 17,761</u>	<u>\$ 7,761</u>	<u>\$ 17,154</u>	<u>\$ 9,393</u>

CITY OF WHITEHALL, OHIO

SCHEDULE OF REVENUES, EXPENDITURES AND CHANGES IN
 FUND BALANCE - BUDGET AND ACTUAL (NON-GAAP BUDGETARY BASIS)
UNCLAIMED MONIES FUND
 FOR THE YEAR ENDED DECEMBER 31, 2018

	<u>Budgeted Amounts</u>		<u>Actual</u>	<u>Variance with Final Budget Positive (Negative)</u>
	<u>Original</u>	<u>Final</u>		
Fund balance at beginning of year	\$ 2,028	\$ 2,028	\$ 2,028	\$ -
Fund balance at end of year	<u>\$ 2,028</u>	<u>\$ 2,028</u>	<u>\$ 2,028</u>	<u>\$ -</u>

CITY OF WHITEHALL, OHIO

SCHEDULE OF REVENUES, EXPENDITURES AND CHANGES IN
 FUND BALANCE - BUDGET AND ACTUAL (NON-GAAP BUDGETARY BASIS)
SELF FUNDED INSURANCE TRUST FUND
 FOR THE YEAR ENDED DECEMBER 31, 2018

	<u>Budgeted Amounts</u>		<u>Actual</u>	<u>Variance with Final Budget Positive (Negative)</u>
	<u>Original</u>	<u>Final</u>		
Expenditures:				
Current:				
General Government:				
Operating	\$ 200,000	\$ 614,575	\$ 514,575	\$ 100,000
Total General Government	<u>200,000</u>	<u>614,575</u>	<u>514,575</u>	<u>100,000</u>
Total expenditures	<u>200,000</u>	<u>614,575</u>	<u>514,575</u>	<u>100,000</u>
Net change in fund balance.	(200,000)	(614,575)	(514,575)	100,000
Fund balance at beginning of year	776,942	776,942	776,942	-
Prior year encumbrances appropriated .	100,000	100,000	100,000	-
Fund balance at end of year	<u>\$ 676,942</u>	<u>\$ 262,367</u>	<u>\$ 362,367</u>	<u>\$ 100,000</u>

CITY OF WHITEHALL, OHIO

SCHEDULE OF REVENUES, EXPENDITURES AND CHANGES IN
 FUND BALANCE - BUDGET AND ACTUAL (NON-GAAP BUDGETARY BASIS)
RECREATION TRUST FUND
 FOR THE YEAR ENDED DECEMBER 31, 2018

	<u>Budgeted Amounts</u>		<u>Actual</u>	<u>Variance with Final Budget Positive (Negative)</u>
	<u>Original</u>	<u>Final</u>		
Revenues:				
Investment income	\$ -	\$ 13,245	\$ 13,245	\$ -
Total revenues	<u>-</u>	<u>13,245</u>	<u>13,245</u>	<u>-</u>
Expenditures:				
Current:				
Community Environment:				
Operating	20,000	20,000	12,956	7,044
Total Community Environment.	<u>20,000</u>	<u>20,000</u>	<u>12,956</u>	<u>7,044</u>
Total expenditures	<u>20,000</u>	<u>20,000</u>	<u>12,956</u>	<u>7,044</u>
Net change in fund balance.	(20,000)	(6,755)	289	7,044
Fund balance at beginning of year	20,700	20,700	20,700	-
Fund balance at end of year	<u>\$ 700</u>	<u>\$ 13,945</u>	<u>\$ 20,989</u>	<u>\$ 7,044</u>

CITY OF WHITEHALL, OHIO

SCHEDULE OF REVENUES, EXPENDITURES AND CHANGES IN
 FUND BALANCE - BUDGET AND ACTUAL (NON-GAAP BUDGETARY BASIS)
ECONOMIC DEVELOPMENT FUND
 FOR THE YEAR ENDED DECEMBER 31, 2018

	<u>Budgeted Amounts</u>		<u>Actual</u>	<u>Variance with Final Budget Positive (Negative)</u>
	<u>Original</u>	<u>Final</u>		
Expenditures:				
Current:				
Economic Development:				
Operating	\$ 536,202	\$ 776,000	\$ 743,098	\$ 32,902
Total Economic Development.	<u>536,202</u>	<u>776,000</u>	<u>743,098</u>	<u>32,902</u>
Total expenditures	<u>536,202</u>	<u>776,000</u>	<u>743,098</u>	<u>32,902</u>
Excess of expenditures over revenues	<u>(536,202)</u>	<u>(776,000)</u>	<u>(743,098)</u>	<u>32,902</u>
Other financing sources:				
Transfers in	319,686	435,888	417,783	(18,105)
Total other financing sources	<u>319,686</u>	<u>435,888</u>	<u>417,783</u>	<u>(18,105)</u>
Net change in fund balance.	(216,516)	(340,112)	(325,315)	14,797
Fund balance at beginning of year	598,325	598,325	598,325	-
Prior year encumbrances appropriated	6,202	6,202	6,202	-
Fund balance at end of year	<u>\$ 388,011</u>	<u>\$ 264,415</u>	<u>\$ 279,212</u>	<u>\$ 14,797</u>

THIS PAGE IS INTENTIONALLY LEFT BLANK

CITY OF WHITEHALL, OHIO

SCHEDULE OF REVENUES, EXPENDITURES AND CHANGES IN
 FUND BALANCE - BUDGET AND ACTUAL (NON-GAAP BUDGETARY BASIS)
DEBT SERVICE FUND
 FOR THE YEAR ENDED DECEMBER 31, 2018

	<u>Budgeted Amounts</u>		<u>Actual</u>	Variance with Final Budget Positive (Negative)
	<u>Original</u>	<u>Final</u>		
Expenditures:				
Debt Service:				
Principal retirement	\$ 672,551	\$ 672,551	\$ 672,551	\$ -
Interest and fiscal charges	278,329	278,328	228,943	49,385
Total debt service	<u>950,880</u>	<u>950,879</u>	<u>901,494</u>	<u>49,385</u>
Total expenditures	<u>950,880</u>	<u>950,879</u>	<u>901,494</u>	<u>49,385</u>
Excess of expenditures over revenues . . .	<u>(950,880)</u>	<u>(950,879)</u>	<u>(901,494)</u>	<u>49,385</u>
Other financing sources:				
Premium on note issuance	-	-	41,566	41,566
Transfers in	909,846	909,934	896,465	(13,469)
Total other financing sources	<u>909,846</u>	<u>909,934</u>	<u>938,031</u>	<u>28,097</u>
Net change in fund balance	(41,034)	(40,945)	36,537	77,482
Fund balance at beginning of year	15,065	15,065	15,065	-
Prior year encumbrances appropriated .	25,880	25,880	25,880	-
Fund balance (deficit) at end of year . .	<u>\$ (89)</u>	<u>\$ -</u>	<u>\$ 77,482</u>	<u>\$ 77,482</u>

CITY OF WHITEHALL, OHIO

COMBINING BALANCE SHEET
NONMAJOR CAPITAL PROJECTS FUNDS
DECEMBER 31, 2018

	Fire Department New Equipment	Medical Supply	Water and Sewer Mandate	Signal Improvements
Assets:				
Equity in pooled cash and investments	\$ 617,785	\$ 100,000	\$ 1,257,435	\$ 10,438
Receivables (net of allowance for uncollectibles):				
Accounts	280,824	93,608	-	-
Materials and supplies inventory	-	37,870	-	-
Assets held for resale	-	-	-	-
Total assets	<u>\$ 898,609</u>	<u>\$ 231,478</u>	<u>\$ 1,257,435</u>	<u>\$ 10,438</u>
Liabilities:				
Accounts payable	\$ 1,345	\$ 270	\$ -	\$ -
Contracts payable	-	-	1,265	-
Total liabilities	<u>1,345</u>	<u>270</u>	<u>1,265</u>	<u>-</u>
Deferred inflows of resources:				
Miscellaneous revenue not available	254,994	84,998	-	-
Total deferred inflows of resources	<u>254,994</u>	<u>84,998</u>	<u>-</u>	<u>-</u>
Fund Balances:				
Nonspendable	-	37,870	-	-
Restricted	-	-	-	10,438
Committed	642,270	108,340	1,256,170	-
Total fund balances	<u>642,270</u>	<u>146,210</u>	<u>1,256,170</u>	<u>10,438</u>
Total liabilities, deferred inflows of resources and fund balances	<u>\$ 898,609</u>	<u>\$ 231,478</u>	<u>\$ 1,257,435</u>	<u>\$ 10,438</u>

Capital Projects	Capital Improvement	CERR Transfer	FRM Transfer	Technology	COE Stormshed	Community Development Trust
\$ 2,194,925	\$ 1,181,142	\$ 257,158	\$ 166,319	\$ 504,348	\$ 393	\$ 73,369
-	-	-	-	-	-	-
-	-	-	-	-	-	-
-	-	-	-	-	-	-
<u>\$ 2,194,925</u>	<u>\$ 1,181,142</u>	<u>\$ 257,158</u>	<u>\$ 166,319</u>	<u>\$ 504,348</u>	<u>\$ 393</u>	<u>\$ 73,369</u>
\$ -	\$ 4,818	\$ -	\$ 1,343	\$ 20,866	\$ -	\$ 12,300
69,699	6,152	-	-	-	-	-
<u>69,699</u>	<u>10,970</u>	<u>-</u>	<u>1,343</u>	<u>20,866</u>	<u>-</u>	<u>12,300</u>
-	-	-	-	-	-	-
-	-	-	-	-	-	-
-	-	-	-	-	-	-
-	-	-	-	-	-	-
2,125,226	1,170,172	257,158	164,976	483,482	393	61,069
<u>2,125,226</u>	<u>1,170,172</u>	<u>257,158</u>	<u>164,976</u>	<u>483,482</u>	<u>393</u>	<u>61,069</u>
<u>\$ 2,194,925</u>	<u>\$ 1,181,142</u>	<u>\$ 257,158</u>	<u>\$ 166,319</u>	<u>\$ 504,348</u>	<u>\$ 393</u>	<u>\$ 73,369</u>

- - Continued

CITY OF WHITEHALL, OHIO
COMBINING BALANCE SHEET
NONMAJOR CAPITAL PROJECTS FUNDS
DECEMBER 31, 2018

	<u>Streetscape Project</u>	<u>Recreation Bond</u>	<u>N. Hamilton Road OPWC - Issue 2</u>	<u>Life Cycle Replacement</u>
Assets:				
Equity in pooled cash and investments	\$ 80,725	\$ 27,327	\$ 139,017	\$ 119,741
Receivables (net of allowance for uncollectibles):				
Accounts.	-	-	-	-
Materials and supplies inventory.	-	-	-	-
Assets held for resale	25,000	-	-	-
Total assets	<u>\$ 105,725</u>	<u>\$ 27,327</u>	<u>\$ 139,017</u>	<u>\$ 119,741</u>
Liabilities:				
Accounts payable.	\$ -	\$ -	\$ -	\$ -
Contracts payable.	-	15,962	26,819	-
Total liabilities	<u>-</u>	<u>15,962</u>	<u>26,819</u>	<u>-</u>
Deferred inflows of resources:				
Miscellaneous revenue not available	-	-	-	-
Total deferred inflows of resources	<u>-</u>	<u>-</u>	<u>-</u>	<u>-</u>
Fund Balances:				
Nonspendable	25,000	-	-	-
Restricted.	80,725	11,365	112,198	-
Committed	-	-	-	119,741
Total fund balances.	<u>105,725</u>	<u>11,365</u>	<u>112,198</u>	<u>119,741</u>
Total liabilities, deferred inflows of resources and fund balances	<u>\$ 105,725</u>	<u>\$ 27,327</u>	<u>\$ 139,017</u>	<u>\$ 119,741</u>

Franklin County Infrastructure Bank	Mechanical Upgrades	Total Nonmajor Capital Projects Funds
\$ 75,263	\$ -	\$ 6,805,385
-	-	374,432
-	-	37,870
-	-	25,000
<u>\$ 75,263</u>	<u>\$ -</u>	<u>\$ 7,242,687</u>
\$ -	\$ -	\$ 40,942
-	-	119,897
-	-	160,839
-	-	339,992
-	-	339,992
-	-	62,870
-	-	276,188
75,263	-	6,402,798
<u>75,263</u>	<u>-</u>	<u>6,741,856</u>
<u>\$ 75,263</u>	<u>\$ -</u>	<u>\$ 7,242,687</u>

CITY OF WHITEHALL, OHIO

COMBINING STATEMENT OF REVENUES, EXPENDITURES AND CHANGES IN FUND BALANCES
NONMAJOR CAPITAL PROJECTS FUNDS
FOR THE YEAR ENDED DECEMBER 31, 2018

	<u>Fire Department New Equipment</u>	<u>Medical Supply</u>	<u>Water and Sewer Mandate</u>	<u>Signal Improvements</u>
Revenues:				
Charges for services	\$ 367,938	\$ 64,333	\$ -	\$ -
Intergovernmental	-	-	-	-
Investment income	-	-	-	-
Other	-	-	-	-
	<hr/>	<hr/>	<hr/>	<hr/>
Total revenues.	<u>367,938</u>	<u>64,333</u>	<u>-</u>	<u>-</u>
Expenditures:				
Current:				
Security of persons and property	-	143,603	-	-
Utility services	-	-	34,121	-
Capital outlay	367,663	-	-	-
Debt service:				
Principal retirement.	-	-	-	-
Interest and fiscal charges	-	-	-	-
	<hr/>	<hr/>	<hr/>	<hr/>
Total expenditures	<u>367,663</u>	<u>143,603</u>	<u>34,121</u>	<u>-</u>
Excess/(deficiency) of revenues over/(under) expenditures	<u>275</u>	<u>(79,270)</u>	<u>(34,121)</u>	<u>-</u>
Other financing sources:				
Transfers in.	-	-	307,783	-
Transfers (out).	-	(6,403)	-	-
Loan issuance.	-	-	-	-
	<hr/>	<hr/>	<hr/>	<hr/>
Total other financing sources	<u>-</u>	<u>(6,403)</u>	<u>307,783</u>	<u>-</u>
Net change in fund balances	275	(85,673)	273,662	-
Fund balances at beginning of year	<u>641,995</u>	<u>231,883</u>	<u>982,508</u>	<u>10,438</u>
Fund balances at end of year	<u>\$ 642,270</u>	<u>\$ 146,210</u>	<u>\$ 1,256,170</u>	<u>\$ 10,438</u>

<u>OPWC - Issue 2</u>	<u>Capital Projects</u>	<u>Capital Improvement</u>	<u>CERR Transfer</u>	<u>FRM Transfer</u>	<u>Technology</u>	<u>COE Stormshed</u>
\$ -	\$ -	\$ -	\$ -	\$ -	\$ -	\$ -
42,648	-	50,576	-	-	-	-
-	-	-	-	-	-	-
-	-	-	-	11,844	-	-
<u>42,648</u>	<u>-</u>	<u>50,576</u>	<u>-</u>	<u>11,844</u>	<u>-</u>	<u>-</u>
-	-	-	-	-	-	-
-	-	-	-	-	-	-
42,648	408,319	1,253,284	-	637,369	560,372	-
-	-	-	-	-	26,258	-
-	-	-	-	-	2,471	-
<u>42,648</u>	<u>408,319</u>	<u>1,253,284</u>	<u>-</u>	<u>637,369</u>	<u>589,101</u>	<u>-</u>
-	(408,319)	(1,202,708)	-	(625,525)	(589,101)	-
-	2,088,000	923,350	76,946	492,453	547,854	-
-	-	-	-	-	-	-
-	-	-	-	-	-	-
<u>-</u>	<u>2,088,000</u>	<u>923,350</u>	<u>76,946</u>	<u>492,453</u>	<u>547,854</u>	<u>-</u>
-	1,679,681	(279,358)	76,946	(133,072)	(41,247)	-
-	445,545	1,449,530	180,212	298,048	524,729	393
<u>\$ -</u>	<u>\$ 2,125,226</u>	<u>\$ 1,170,172</u>	<u>\$ 257,158</u>	<u>\$ 164,976</u>	<u>\$ 483,482</u>	<u>\$ 393</u>

- - Continued

CITY OF WHITEHALL, OHIO

COMBINING STATEMENT OF REVENUES, EXPENDITURES AND CHANGES IN FUND BALANCES
NONMAJOR CAPITAL PROJECTS FUNDS
FOR THE YEAR ENDED DECEMBER 31, 2018

	<u>Community Development Trust</u>	<u>Streetscape Project</u>	<u>Recreation Bond</u>	<u>N. Hamilton Road OPWC - Issue 2</u>
Revenues:				
Charges for services	\$ -	\$ -	\$ -	\$ -
Intergovernmental	-	-	-	-
Investment income	-	-	-	-
Other	30,000	-	-	-
	<hr/>	<hr/>	<hr/>	<hr/>
Total revenues.	30,000	-	-	-
	<hr/>	<hr/>	<hr/>	<hr/>
Expenditures:				
Current:				
Security of persons and property	-	-	-	-
Utility services	-	-	-	-
Capital outlay	114,613	-	1,074,259	44,302
Debt service:				
Principal retirement.	-	-	-	-
Interest and fiscal charges	-	-	-	-
	<hr/>	<hr/>	<hr/>	<hr/>
Total expenditures	114,613	-	1,074,259	44,302
	<hr/>	<hr/>	<hr/>	<hr/>
Excess/(deficiency) of revenues over/(under) expenditures	(84,613)	-	(1,074,259)	(44,302)
	<hr/>	<hr/>	<hr/>	<hr/>
Other financing sources (uses):				
Transfers in.	-	-	-	156,500
Transfers (out).	-	-	-	-
Loan issuance.	-	-	-	-
	<hr/>	<hr/>	<hr/>	<hr/>
Total other financing sources	-	-	-	156,500
	<hr/>	<hr/>	<hr/>	<hr/>
Net change in fund balances	(84,613)	-	(1,074,259)	112,198
	<hr/>	<hr/>	<hr/>	<hr/>
Fund balances at beginning of year	145,682	105,725	1,085,624	-
	<hr/>	<hr/>	<hr/>	<hr/>
Fund balances at end of year	<u>\$ 61,069</u>	<u>\$ 105,725</u>	<u>\$ 11,365</u>	<u>\$ 112,198</u>

Life Cycle Replacement	Franklin County Infrastructure Bank	Mechanical Upgrades	ETNA Road Improvements	Total Nonmajor Capital Projects Funds
\$ -	\$ -	\$ -	\$ -	\$ 432,271
-	-	-	577,797	671,021
-	-	108	-	108
-	-	-	-	41,844
-	-	108	577,797	1,145,244
-	-	-	-	143,603
-	-	-	-	34,121
75,001	-	-	1,182,386	5,760,216
-	-	34,288	-	60,546
-	-	127	-	2,598
75,001	-	34,415	1,182,386	6,001,084
(75,001)	-	(34,307)	(604,589)	(4,855,840)
64,635	-	-	-	4,657,521
-	-	-	-	(6,403)
-	-	-	604,589	604,589
64,635	-	-	604,589	5,255,707
(10,366)	-	(34,307)	-	399,867
130,107	75,263	34,307	-	6,341,989
<u>\$ 119,741</u>	<u>\$ 75,263</u>	<u>\$ -</u>	<u>\$ -</u>	<u>\$ 6,741,856</u>

CITY OF WHITEHALL, OHIO

SCHEDULE OF REVENUES, EXPENDITURES AND CHANGES IN
 FUND BALANCE - BUDGET AND ACTUAL (NON-GAAP BUDGETARY BASIS)
FIRE DEPARTMENT NEW EQUIPMENT FUND
 FOR THE YEAR ENDED DECEMBER 31, 2018

	<u>Budgeted Amounts</u>		<u>Actual</u>	<u>Variance with Final Budget Positive (Negative)</u>
	<u>Original</u>	<u>Final</u>		
Revenues:				
Charges for services	\$ -	\$ 417,184	\$ 444,363	\$ 27,179
Total revenues	<u>-</u>	<u>417,184</u>	<u>444,363</u>	<u>27,179</u>
Expenditures:				
Current:				
Capital Outlay:				
Operating	505,339	505,299	393,490	111,809
Total capital outlay	<u>505,339</u>	<u>505,299</u>	<u>393,490</u>	<u>111,809</u>
Total expenditures.	<u>505,339</u>	<u>505,299</u>	<u>393,490</u>	<u>111,809</u>
Net change in fund balance	(505,339)	(88,115)	50,873	138,988
Fund balance at beginning of year	539,700	539,700	539,700	-
Prior year encumbrances appropriated .	339	339	339	-
Fund balance at end of year	<u>\$ 34,700</u>	<u>\$ 451,924</u>	<u>\$ 590,912</u>	<u>\$ 138,988</u>

CITY OF WHITEHALL, OHIO

SCHEDULE OF REVENUES, EXPENDITURES AND CHANGES IN
 FUND BALANCE - BUDGET AND ACTUAL (NON-GAAP BUDGETARY BASIS)
MEDICAL SUPPLY FUND
 FOR THE YEAR ENDED DECEMBER 31, 2018

	<u>Budgeted Amounts</u>		<u>Actual</u>	<u>Variance with Final Budget Positive (Negative)</u>
	<u>Original</u>	<u>Final</u>		
Revenues:				
Charges for services	\$ 15,000	\$ 113,223	\$ 89,808	\$ (23,415)
Total revenues	<u>15,000</u>	<u>113,223</u>	<u>89,808</u>	<u>(23,415)</u>
Expenditures:				
Current:				
Security of Persons and Property:				
Operating	126,351	117,936	104,445	13,491
Total Security of Persons and Property.	<u>126,351</u>	<u>117,936</u>	<u>104,445</u>	<u>13,491</u>
Total expenditures.	<u>126,351</u>	<u>117,936</u>	<u>104,445</u>	<u>13,491</u>
Excess of expenditures over revenues . . .	<u>(111,351)</u>	<u>(4,713)</u>	<u>(14,637)</u>	<u>(9,924)</u>
Other financing (uses):				
Transfers out	-	-	(6,403)	(6,403)
Total other financing (uses)	<u>-</u>	<u>-</u>	<u>(6,403)</u>	<u>(6,403)</u>
Net change in fund balance	(111,351)	(4,713)	(21,040)	(16,327)
Fund balance at beginning of year	102,144	102,144	102,144	-
Prior year encumbrances appropriated .	12,851	12,851	12,851	-
Fund balance at end of year	<u>\$ 3,644</u>	<u>\$ 110,282</u>	<u>\$ 93,955</u>	<u>\$ (16,327)</u>

CITY OF WHITEHALL, OHIO

SCHEDULE OF REVENUES, EXPENDITURES AND CHANGES IN
 FUND BALANCE - BUDGET AND ACTUAL (NON-GAAP BUDGETARY BASIS)
WATER AND SEWER MANDATE FUND
 FOR THE YEAR ENDED DECEMBER 31, 2018

	<u>Budgeted Amounts</u>		<u>Actual</u>	<u>Variance with Final Budget Positive (Negative)</u>
	<u>Original</u>	<u>Final</u>		
Expenditures:				
Current:				
Utility services				
Operating	\$ 428,063	\$ 914,170	\$ 492,133	\$ 422,037
Total utility services	<u>428,063</u>	<u>914,170</u>	<u>492,133</u>	<u>422,037</u>
Total expenditures.	<u>428,063</u>	<u>914,170</u>	<u>492,133</u>	<u>422,037</u>
Excess of expenditures over revenues . . .	<u>(428,063)</u>	<u>(914,170)</u>	<u>(492,133)</u>	<u>422,037</u>
Other financing sources:				
Transfers in	319,686	416,455	307,783	(108,672)
Total other financing sources	<u>319,686</u>	<u>416,455</u>	<u>307,783</u>	<u>(108,672)</u>
Net change in fund balance	(108,377)	(497,715)	(184,350)	313,365
Fund balance at beginning of year	883,333	883,333	883,333	-
Prior year encumbrances appropriated .	108,063	108,063	108,063	-
Fund balance at end of year	<u>\$ 883,019</u>	<u>\$ 493,681</u>	<u>\$ 807,046</u>	<u>\$ 313,365</u>

CITY OF WHITEHALL, OHIO

SCHEDULE OF REVENUES, EXPENDITURES AND CHANGES IN
 FUND BALANCE - BUDGET AND ACTUAL (NON-GAAP BUDGETARY BASIS)
SIGNAL IMPROVEMENTS FUND
 FOR THE YEAR ENDED DECEMBER 31, 2018

	<u>Budgeted Amounts</u>		<u>Actual</u>	<u>Variance with Final Budget Positive (Negative)</u>
	<u>Original</u>	<u>Final</u>		
Fund balance at beginning of year	\$ 10,438	\$ 10,438	\$ 10,438	\$ -
Fund balance at end of year	<u>\$ 10,438</u>	<u>\$ 10,438</u>	<u>\$ 10,438</u>	<u>\$ -</u>

CITY OF WHITEHALL, OHIO

SCHEDULE OF REVENUES, EXPENDITURES AND CHANGES IN
 FUND BALANCE - BUDGET AND ACTUAL (NON-GAAP BUDGETARY BASIS)
OPWC - ISSUE 2 FUND
 FOR THE YEAR ENDED DECEMBER 31, 2018

	<u>Budgeted Amounts</u>		<u>Actual</u>	<u>Variance with Final Budget Positive (Negative)</u>
	<u>Original</u>	<u>Final</u>		
Revenues:				
Intergovernmental	\$ -	\$ 300,000	\$ 42,648	\$ (257,352)
Total revenues	<u>-</u>	<u>300,000</u>	<u>42,648</u>	<u>(257,352)</u>
Expenditures:				
Current:				
Capital Outlay:				
Operating	-	300,000	42,648	257,352
Total capital outlay.	<u>-</u>	<u>300,000</u>	<u>42,648</u>	<u>257,352</u>
Total expenditures.	<u>-</u>	<u>300,000</u>	<u>42,648</u>	<u>257,352</u>
Net change in fund balance	-	-	-	-
Fund balance at beginning of year	<u>-</u>	<u>-</u>	<u>-</u>	<u>-</u>
Fund balance at end of year	<u><u>\$ -</u></u>	<u><u>\$ -</u></u>	<u><u>\$ -</u></u>	<u><u>\$ -</u></u>

CITY OF WHITEHALL, OHIO

SCHEDULE OF REVENUES, EXPENDITURES AND CHANGES IN
 FUND BALANCE - BUDGET AND ACTUAL (NON-GAAP BUDGETARY BASIS)
CAPITAL PROJECTS FUND
 FOR THE YEAR ENDED DECEMBER 31, 2018

	<u>Budgeted Amounts</u>		<u>Actual</u>	<u>Variance with Final Budget Positive (Negative)</u>
	<u>Original</u>	<u>Final</u>		
Expenditures:				
Current:				
Capital Outlay:				
Operating	\$ 446,905	\$ 2,534,905	\$ 758,106	\$ 1,776,799
Total capital outlay	<u>446,905</u>	<u>2,534,905</u>	<u>758,106</u>	<u>1,776,799</u>
Total expenditures	<u>446,905</u>	<u>2,534,905</u>	<u>758,106</u>	<u>1,776,799</u>
Excess of expenditures over revenues . . .	<u>(446,905)</u>	<u>(2,534,905)</u>	<u>(758,106)</u>	<u>1,776,799</u>
Other financing sources:				
Transfers in	2,000	2,090,000	2,088,000	(2,000)
Total other financing sources	<u>2,000</u>	<u>2,090,000</u>	<u>2,088,000</u>	<u>(2,000)</u>
Net change in fund balance	(444,905)	(444,905)	1,329,894	1,774,799
Fund balance at beginning of year	295,516	295,516	295,516	-
Prior year encumbrances appropriated .	150,029	150,029	150,029	-
Fund balance at end of year	<u>\$ 640</u>	<u>\$ 640</u>	<u>\$ 1,775,439</u>	<u>\$ 1,774,799</u>

CITY OF WHITEHALL, OHIO

SCHEDULE OF REVENUES, EXPENDITURES AND CHANGES IN
 FUND BALANCE - BUDGET AND ACTUAL (NON-GAAP BUDGETARY BASIS)
CAPITAL IMPROVEMENT FUND
 FOR THE YEAR ENDED DECEMBER 31, 2018

	<u>Budgeted Amounts</u>		<u>Actual</u>	<u>Variance with Final Budget Positive (Negative)</u>
	<u>Original</u>	<u>Final</u>		
Revenues:				
Intergovernmental	\$ 49,804	\$ 58,401	\$ 50,576	\$ (7,825)
Total revenues	<u>49,804</u>	<u>58,401</u>	<u>50,576</u>	<u>(7,825)</u>
Expenditures:				
Current:				
Capital Outlay:				
Operating	2,272,850	2,208,453	1,602,116	606,337
Total capital outlay.	<u>2,272,850</u>	<u>2,208,453</u>	<u>1,602,116</u>	<u>606,337</u>
Total expenditures.	<u>2,272,850</u>	<u>2,208,453</u>	<u>1,602,116</u>	<u>606,337</u>
Excess of expenditures over revenues . . .	<u>(2,223,046)</u>	<u>(2,150,052)</u>	<u>(1,551,540)</u>	<u>598,512</u>
Other financing sources:				
Transfers in	909,255	1,066,202	923,350	(142,852)
Total other financing sources.	<u>909,255</u>	<u>1,066,202</u>	<u>923,350</u>	<u>(142,852)</u>
Net change in fund balance	(1,313,791)	(1,083,850)	(628,190)	455,660
Fund balance at beginning of year	902,456	902,456	902,456	-
Prior year encumbrances appropriated .	623,850	623,850	623,850	-
Fund balance at end of year	<u>\$ 212,515</u>	<u>\$ 442,456</u>	<u>\$ 898,116</u>	<u>\$ 455,660</u>

CITY OF WHITEHALL, OHIO

SCHEDULE OF REVENUES, EXPENDITURES AND CHANGES IN
 FUND BALANCE - BUDGET AND ACTUAL (NON-GAAP BUDGETARY BASIS)
CERR TRANSFER FUND
 FOR THE YEAR ENDED DECEMBER 31, 2018

	<u>Budgeted Amounts</u>		<u>Actual</u>	<u>Variance with Final Budget Positive (Negative)</u>
	<u>Original</u>	<u>Final</u>		
Expenditures:				
Current:				
Capital Outlay:				
Operating	\$ 175,000	\$ 175,000	\$ -	\$ 175,000
Total capital outlay.	<u>175,000</u>	<u>175,000</u>	<u>-</u>	<u>175,000</u>
Total expenditures.	<u>175,000</u>	<u>175,000</u>	<u>-</u>	<u>175,000</u>
Excess of expenditures over revenues . . .	<u>(175,000)</u>	<u>(175,000)</u>	<u>-</u>	<u>175,000</u>
Other financing sources:				
Transfers in	79,922	79,922	76,946	(2,976)
Total other financing sources	<u>79,922</u>	<u>79,922</u>	<u>76,946</u>	<u>(2,976)</u>
Net change in fund balance	(95,078)	(95,078)	76,946	172,024
Fund balance at beginning of year	180,212	180,212	180,212	-
Fund balance at end of year	<u>\$ 85,134</u>	<u>\$ 85,134</u>	<u>\$ 257,158</u>	<u>\$ 172,024</u>

CITY OF WHITEHALL, OHIO

SCHEDULE OF REVENUES, EXPENDITURES AND CHANGES IN
 FUND BALANCE - BUDGET AND ACTUAL (NON-GAAP BUDGETARY BASIS)
FRM TRANSFER FUND
 FOR THE YEAR ENDED DECEMBER 31, 2018

	<u>Budgeted Amounts</u>		<u>Actual</u>	<u>Variance with Final Budget Positive (Negative)</u>
	<u>Original</u>	<u>Final</u>		
Revenues:				
Other	\$ 12,013	\$ 12,381	\$ 11,844	\$ (537)
Total revenues	<u>12,013</u>	<u>12,381</u>	<u>11,844</u>	<u>(537)</u>
Expenditures:				
Current:				
Capital Outlay:				
Operating	758,271	754,456	738,572	15,884
Total capital outlay.	<u>758,271</u>	<u>754,456</u>	<u>738,572</u>	<u>15,884</u>
Total expenditures.	<u>758,271</u>	<u>754,456</u>	<u>738,572</u>	<u>15,884</u>
Excess of expenditures over revenues . . .	<u>(746,258)</u>	<u>(742,075)</u>	<u>(726,728)</u>	<u>15,347</u>
Other financing sources:				
Transfers in	499,485	514,776	492,453	(22,323)
Total other financing sources	<u>499,485</u>	<u>514,776</u>	<u>492,453</u>	<u>(22,323)</u>
Net change in fund balance	(246,773)	(227,299)	(234,275)	(6,976)
Fund balance at beginning of year	191,770	191,770	191,770	-
Prior year encumbrances appropriated .	208,205	208,205	208,205	-
Fund balance at end of year	<u>\$ 153,202</u>	<u>\$ 172,676</u>	<u>\$ 165,700</u>	<u>\$ (6,976)</u>

CITY OF WHITEHALL, OHIO

SCHEDULE OF REVENUES, EXPENDITURES AND CHANGES IN
 FUND BALANCE - BUDGET AND ACTUAL (NON-GAAP BUDGETARY BASIS)
TECHNOLOGY FUND
 FOR THE YEAR ENDED DECEMBER 31, 2017

	<u>Budgeted Amounts</u>		<u>Actual</u>	<u>Variance with Final Budget Positive (Negative)</u>
	<u>Original</u>	<u>Final</u>		
Expenditures:				
Current:				
Capital Outlay:				
Operating	\$ 791,471	\$ 765,402	\$ 685,165	\$ 80,237
Total capital outlay	<u>791,471</u>	<u>765,402</u>	<u>685,165</u>	<u>80,237</u>
Total expenditures	<u>791,471</u>	<u>765,402</u>	<u>685,165</u>	<u>80,237</u>
Excess of expenditures over revenues . . .	<u>(791,471)</u>	<u>(765,402)</u>	<u>(685,165)</u>	<u>80,237</u>
Other financing sources:				
Transfers in	569,042	595,111	547,854	(47,257)
Total other financing sources	<u>569,042</u>	<u>595,111</u>	<u>547,854</u>	<u>(47,257)</u>
Net change in fund balance	(222,429)	(170,291)	(137,311)	32,980
Fund balance at beginning of year	478,653	478,653	478,653	-
Prior year encumbrances appropriated .	91,471	91,471	91,471	-
Fund balance at end of year	<u>\$ 347,695</u>	<u>\$ 399,833</u>	<u>\$ 432,813</u>	<u>\$ 32,980</u>

CITY OF WHITEHALL, OHIO

SCHEDULE OF REVENUES, EXPENDITURES AND CHANGES IN
 FUND BALANCE - BUDGET AND ACTUAL (NON-GAAP BUDGETARY BASIS)
COE STORMSHED FUND
 FOR THE YEAR ENDED DECEMBER 31, 2018

	<u>Budgeted Amounts</u>		<u>Actual</u>	<u>Variance with Final Budget Positive (Negative)</u>
	<u>Original</u>	<u>Final</u>		
Expenditures:				
Current:				
Capital Outlay:				
Operating	\$ 393	\$ 393	\$ -	\$ 393
Total capital outlay.	<u>393</u>	<u>393</u>	<u>-</u>	<u>393</u>
Total expenditures.	<u>393</u>	<u>393</u>	<u>-</u>	<u>393</u>
Net change in fund balance	(393)	(393)	-	393
Fund balance at beginning of year	<u>393</u>	<u>393</u>	<u>393</u>	<u>-</u>
Fund balance at end of year	<u><u>\$ -</u></u>	<u><u>\$ -</u></u>	<u><u>\$ 393</u></u>	<u><u>\$ 393</u></u>

CITY OF WHITEHALL, OHIO

SCHEDULE OF REVENUES, EXPENDITURES AND CHANGES IN
 FUND BALANCE - BUDGET AND ACTUAL (NON-GAAP BUDGETARY BASIS)
COMMUNITY DEVELOPMENT TRUST FUND
 FOR THE YEAR ENDED DECEMBER 31, 2018

	<u>Budgeted Amounts</u>		<u>Actual</u>	<u>Variance with Final Budget Positive (Negative)</u>
	<u>Original</u>	<u>Final</u>		
Revenues:				
Other	\$ 80,910	\$ 185,910	\$ 30,000	\$ (155,910)
Total revenues	<u>80,910</u>	<u>185,910</u>	<u>30,000</u>	<u>(155,910)</u>
Expenditures:				
Current:				
Capital Outlay:				
Operating	233,857	206,858	135,274	71,584
Total capital outlay.	<u>233,857</u>	<u>206,858</u>	<u>135,274</u>	<u>71,584</u>
Total expenditures.	<u>233,857</u>	<u>206,858</u>	<u>135,274</u>	<u>71,584</u>
Net change in fund balance	(152,947)	(20,948)	(105,274)	(84,326)
Fund balance at beginning of year	54,093	54,093	54,093	-
Prior year encumbrances appropriated .	98,857	98,857	98,857	-
Fund balance at end of year	<u>\$ 3</u>	<u>\$ 132,002</u>	<u>\$ 47,676</u>	<u>\$ (84,326)</u>

CITY OF WHITEHALL, OHIO

SCHEDULE OF REVENUES, EXPENDITURES AND CHANGES IN
 FUND BALANCE - BUDGET AND ACTUAL (NON-GAAP BUDGETARY BASIS)
STREETSCAPE PROJECT FUND
 FOR THE YEAR ENDED DECEMBER 31, 2018

	<u>Budgeted Amounts</u>		<u>Actual</u>	<u>Variance with Final Budget Positive (Negative)</u>
	<u>Original</u>	<u>Final</u>		
Expenditures:				
Current:				
Capital outlay:				
Operating	\$ 80,975	\$ 80,725	\$ -	\$ 80,725
Total capital outlay.	<u>80,975</u>	<u>80,725</u>	<u>-</u>	<u>80,725</u>
Total expenditures.	<u>80,975</u>	<u>80,725</u>	<u>-</u>	<u>80,725</u>
Net change in fund balance	(80,975)	(80,725)	-	80,725
Fund balance at beginning of year	80,725	80,725	80,725	-
Fund balance (deficit) at end of year . . .	<u>\$ (250)</u>	<u>\$ -</u>	<u>\$ 80,725</u>	<u>\$ 80,725</u>

CITY OF WHITEHALL, OHIO

SCHEDULE OF REVENUES, EXPENDITURES AND CHANGES IN
 FUND BALANCE - BUDGET AND ACTUAL (NON-GAAP BUDGETARY BASIS)
RECREATION BOND FUND
 FOR THE YEAR ENDED DECEMBER 31, 2018

	<u>Budgeted Amounts</u>		<u>Actual</u>	<u>Variance with Final Budget Positive (Negative)</u>
	<u>Original</u>	<u>Final</u>		
Revenues:				
Investment income	\$ -	\$ 7,121	\$ -	\$ (7,121)
Total revenues	<u>-</u>	<u>7,121</u>	<u>-</u>	<u>(7,121)</u>
Expenditures:				
Current:				
Capital Outlay:				
Operating	4,099,449	1,144,680	1,143,436	1,244
Total capital outlay	<u>4,099,449</u>	<u>1,144,680</u>	<u>1,143,436</u>	<u>1,244</u>
Total expenditures	<u>4,099,449</u>	<u>1,144,680</u>	<u>1,143,436</u>	<u>1,244</u>
Excess of expenditures over revenues . . .	<u>(4,099,449)</u>	<u>(1,137,559)</u>	<u>(1,143,436)</u>	<u>(5,877)</u>
Other financing sources:				
Loan issuance	4,000,000	-	-	-
Total other financing sources	<u>4,000,000</u>	<u>-</u>	<u>-</u>	<u>-</u>
Net change in fund balance	(99,449)	(1,137,559)	(1,143,436)	(5,877)
Fund balance at beginning of year	1,052,351	1,052,351	1,052,351	-
Prior year encumbrances appropriated . .	99,449	99,449	99,449	-
Fund balance at end of year	<u>\$ 1,052,351</u>	<u>\$ 14,241</u>	<u>\$ 8,364</u>	<u>\$ (5,877)</u>

CITY OF WHITEHALL, OHIO

SCHEDULE OF REVENUES, EXPENDITURES AND CHANGES IN
 FUND BALANCE - BUDGET AND ACTUAL (NON-GAAP BUDGETARY BASIS)
N. HAMILTON ROAD OPWC - ISSUE 2 FUND
 FOR THE YEAR ENDED DECEMBER 31, 2018

	Budgeted Amounts		Actual	Variance with Final Budget Positive (Negative)
	Original	Final		
Revenues:				
Intergovernmental	\$ -	\$ 626,000	\$ -	\$ (626,000)
Total revenues	-	626,000	-	(626,000)
Expenditures:				
Current:				
Capital Outlay:				
Operating	-	626,000	146,000	480,000
Total capital outlay.	-	626,000	146,000	480,000
Total expenditures.	-	626,000	146,000	480,000
Excess of expenditures over revenues . . .	-	-	(146,000)	(146,000)
Other financing sources:				
Transfers in	-	-	156,500	156,500
Total other financing sources	-	-	156,500	156,500
Net change in fund balance	-	-	10,500	10,500
Fund balance at beginning of year	-	-	-	-
Fund balance at end of year	<u>\$ -</u>	<u>\$ -</u>	<u>\$ 10,500</u>	<u>\$ 10,500</u>

CITY OF WHITEHALL, OHIO

SCHEDULE OF REVENUES, EXPENDITURES AND CHANGES IN
 FUND BALANCE - BUDGET AND ACTUAL (NON-GAAP BUDGETARY BASIS)
LIFE CYCLE REPLACEMENT FUND
 FOR THE YEAR ENDED DECEMBER 31, 2018

	<u>Budgeted Amounts</u>		<u>Actual</u>	<u>Variance with Final Budget Positive (Negative)</u>
	<u>Original</u>	<u>Final</u>		
Expenditures:				
Current:				
Capital Outlay:				
Operating	\$ 75,720	\$ 75,001	\$ 75,001	\$ -
Total capital outlay	<u>75,720</u>	<u>75,001</u>	<u>75,001</u>	<u>-</u>
Total expenditures	<u>75,720</u>	<u>75,001</u>	<u>75,001</u>	<u>-</u>
Excess of expenditures over revenues . . .	<u>(75,720)</u>	<u>(75,001)</u>	<u>(75,001)</u>	<u>-</u>
Other financing sources:				
Transfers in	67,134	67,854	64,635	(3,219)
Total other financing sources	<u>67,134</u>	<u>67,854</u>	<u>64,635</u>	<u>(3,219)</u>
Net change in fund balance	(8,586)	(7,147)	(10,366)	(3,219)
Fund balance at beginning of year	129,387	129,387	129,387	-
Prior year encumbrances appropriated .	720	720	720	-
Fund balance at end of year	<u>\$ 121,521</u>	<u>\$ 122,960</u>	<u>\$ 119,741</u>	<u>\$ (3,219)</u>

CITY OF WHITEHALL, OHIO

SCHEDULE OF REVENUES, EXPENDITURES AND CHANGES IN
 FUND BALANCE - BUDGET AND ACTUAL (NON-GAAP BUDGETARY BASIS)
FRANKLIN COUNTY INFRASTRUCTURE BANK FUND
 FOR THE YEAR ENDED DECEMBER 31, 2018

	<u>Budgeted Amounts</u>		<u>Actual</u>	<u>Variance with Final Budget Positive (Negative)</u>
	<u>Original</u>	<u>Final</u>		
Fund balance at beginning of year	\$ 75,263	\$ 75,263	\$ 75,263	\$ -
Fund balance at end of year	<u>\$ 75,263</u>	<u>\$ 75,263</u>	<u>\$ 75,263</u>	<u>\$ -</u>

CITY OF WHITEHALL, OHIO

SCHEDULE OF REVENUES, EXPENDITURES AND CHANGES IN
 FUND BALANCE - BUDGET AND ACTUAL (NON-GAAP BUDGETARY BASIS)
MECHANICAL UPGRADES FUND
 FOR THE YEAR ENDED DECEMBER 31, 2018

	<u>Budgeted Amounts</u>		<u>Actual</u>	<u>Variance with Final Budget Positive (Negative)</u>
	<u>Original</u>	<u>Final</u>		
Revenues:				
Intergovernmental	\$ 1,228,000	\$ 1,228,000	\$ -	\$ (1,228,000)
Investment income	1,000	1,000	127	(873)
Total revenues	<u>1,229,000</u>	<u>1,229,000</u>	<u>127</u>	<u>(1,228,873)</u>
Expenditures:				
Current:				
Capital Outlay:				
Operating	1,228,000	1,228,000	-	1,228,000
Total capital outlay.	<u>1,228,000</u>	<u>1,228,000</u>	<u>-</u>	<u>1,228,000</u>
Debt service:				
Interest and fiscal charges	1,000	1,000	127	873
Total debt service	<u>1,000</u>	<u>1,000</u>	<u>127</u>	<u>873</u>
Total expenditures.	<u>1,229,000</u>	<u>1,229,000</u>	<u>127</u>	<u>1,228,873</u>
Net change in fund balance	-	-	-	-
Fund balance at beginning of year	<u>-</u>	<u>-</u>	<u>-</u>	<u>-</u>
Fund balance at end of year	<u>\$ -</u>	<u>\$ -</u>	<u>\$ -</u>	<u>\$ -</u>

CITY OF WHITEHALL, OHIO

SCHEDULE OF REVENUES, EXPENDITURES AND CHANGES IN
 FUND BALANCE - BUDGET AND ACTUAL (NON-GAAP BUDGETARY BASIS)
ETNA ROAD IMPROVEMENTS FUND
 FOR THE YEAR ENDED DECEMBER 31, 2018

	<u>Budgeted Amounts</u>			Variance with Final Budget Positive (Negative)
	<u>Original</u>	<u>Final</u>	<u>Actual</u>	
Revenues:				
Intergovernmental	\$ 711,222	\$ 607,519	\$ 607,519	\$ -
Total revenues	<u>711,222</u>	<u>607,519</u>	<u>607,519</u>	<u>-</u>
Expenditures:				
Current:				
Capital Outlay:				
Operating	1,419,014	1,212,390	1,212,108	282
Total capital outlay.	<u>1,419,014</u>	<u>1,212,390</u>	<u>1,212,108</u>	<u>282</u>
Excess of expenditures over revenues . . .	<u>(707,792)</u>	<u>(604,871)</u>	<u>(604,589)</u>	<u>282</u>
Other financing sources:				
Loan issuance	707,792	604,871	604,589	(282)
Total other financing sources	<u>707,792</u>	<u>604,871</u>	<u>604,589</u>	<u>(282)</u>
Net change in fund balance	-	-	-	-
Fund balance at beginning of year	<u>-</u>	<u>-</u>	<u>-</u>	<u>-</u>
Fund balance at end of year	<u>\$ -</u>	<u>\$ -</u>	<u>\$ -</u>	<u>\$ -</u>

CITY OF WHITEHALL, OHIO
INDIVIDUAL FUND SCHEDULES
FUND DESCRIPTION - FIDUCIARY FUNDS

Fiduciary funds are used to account for assets held by the City in a trustee capacity, or as an agency for individuals, private organizations, other governments and/or funds. The following are the City's fiduciary fund types:

Agency Funds

Agency funds maintain assets held by the City as an agent for individuals, private organizations, other governmental units and/or funds. These funds are purely custodial (assets equal liabilities) and therefore do not involve the measurement of results. The City has the following agency funds:

COBRA - Extended Benefits Fund

Electrical Inspector Fund

Inspection Deposit Fund

Trunk & Storm Sewer Fund

Energy Project Fund

Flexible Spending Fund

Plumbing Permits Fund

Special Deposit Fund

Street Maintenance Deposit Fund

Acreage Fees Fund

Christmas Tree Lot Bond Fund

State Sales Tax Fund

CITY OF WHITEHALL, OHIO

STATEMENT OF CHANGES IN ASSETS AND LIABILITIES
AGENCY FUNDS
 FOR THE YEAR ENDED DECEMBER 31, 2018

	Beginning Balance 12/31/2017	Additions	Reductions	Ending Balance 12/31/2018
COBRA - Extended Benefits Fund				
Assets:				
Equity in pooled cash and investments . . .	\$ 205	\$ -	\$ -	\$ 205
Total assets	<u>\$ 205</u>	<u>\$ -</u>	<u>\$ -</u>	<u>\$ 205</u>
Liabilities:				
Deposits held and due to others	\$ 205	\$ -	\$ -	\$ 205
Total liabilities	<u>\$ 205</u>	<u>\$ -</u>	<u>\$ -</u>	<u>\$ 205</u>
Electrical Inspector Fund				
Assets:				
Equity in pooled cash and investments . . .	\$ 21,896	\$ -	\$ -	\$ 21,896
Total assets.	<u>\$ 21,896</u>	<u>\$ -</u>	<u>\$ -</u>	<u>\$ 21,896</u>
Liabilities:				
Deposits held and due to others	\$ 21,896	\$ -	\$ -	\$ 21,896
Total liabilities	<u>\$ 21,896</u>	<u>\$ -</u>	<u>\$ -</u>	<u>\$ 21,896</u>
Inspection Deposit Fund				
Assets:				
Equity in pooled cash and investments . . .	\$ 98,091	\$ 36,399	\$ 61,473	\$ 73,017
Total assets.	<u>\$ 98,091</u>	<u>\$ 36,399</u>	<u>\$ 61,473</u>	<u>\$ 73,017</u>
Liabilities:				
Accounts payable	\$ 7,974	\$ 1,525	\$ 7,974	\$ 1,525
Due to other governments	717	2,018	717	2,018
Deposits held and due to others	89,400	32,856	52,782	69,474
Total liabilities	<u>\$ 98,091</u>	<u>\$ 36,399</u>	<u>\$ 61,473</u>	<u>\$ 73,017</u>
Trunk & Storm Sewer Fund				
Assets:				
Equity in pooled cash and investments . . .	\$ 5,768	\$ 296	\$ -	\$ 6,064
Total assets.	<u>\$ 5,768</u>	<u>\$ 296</u>	<u>\$ -</u>	<u>\$ 6,064</u>
Liabilities:				
Deposits held and due to others	\$ 5,768	\$ 296	\$ -	\$ 6,064
Total liabilities	<u>\$ 5,768</u>	<u>\$ 296</u>	<u>\$ -</u>	<u>\$ 6,064</u>
Energy Project Fund				
Assets:				
Equity in pooled cash and investments . . .	\$ -	\$ 122,457	\$ 122,457	\$ -
Total assets.	<u>\$ -</u>	<u>\$ 122,457</u>	<u>\$ 122,457</u>	<u>\$ -</u>
Liabilities:				
Deposits held and due to others	\$ -	\$ 122,457	\$ 122,457	\$ -
Total liabilities	<u>\$ -</u>	<u>\$ 122,457</u>	<u>\$ 122,457</u>	<u>\$ -</u>
Flexible Spending Fund				
Assets:				
Equity in pooled cash and investments . . .	\$ -	\$ 198,199	\$ 167,738	\$ 30,461
Total assets.	<u>\$ -</u>	<u>\$ 198,199</u>	<u>\$ 167,738</u>	<u>\$ 30,461</u>
Liabilities:				
Deposits held and due to others	\$ -	\$ 198,199	\$ 167,738	\$ 30,461
Total liabilities	<u>\$ -</u>	<u>\$ 198,199</u>	<u>\$ 167,738</u>	<u>\$ 30,461</u>

-- Continued

CITY OF WHITEHALL, OHIO

STATEMENT OF CHANGES IN ASSETS AND LIABILITIES
 AGENCY FUNDS (CONTINUED)
 FOR THE YEAR ENDED DECEMBER 31, 2018

	Beginning Balance 12/31/2017	Additions	Reductions	Ending Balance 12/31/2018
Plumbing Permits Fund				
Assets:				
Equity in pooled cash and investments . . .	\$ 13,001	\$ 8,888	\$ -	\$ 21,889
Total assets.	<u>\$ 13,001</u>	<u>\$ 8,888</u>	<u>\$ -</u>	<u>\$ 21,889</u>
Liabilities:				
Deposits held and due to others	\$ 13,001	\$ 8,888	\$ -	\$ 21,889
Total liabilities	<u>\$ 13,001</u>	<u>\$ 8,888</u>	<u>\$ -</u>	<u>\$ 21,889</u>
Special Deposit Fund				
Assets:				
Equity in pooled cash and investments . . .	\$ 26,472	\$ 400	\$ 13,714	\$ 13,158
Total assets.	<u>\$ 26,472</u>	<u>\$ 400</u>	<u>\$ 13,714</u>	<u>\$ 13,158</u>
Liabilities:				
Deposits held and due to others	\$ 26,472	\$ 400	\$ 13,714	\$ 13,158
Total liabilities	<u>\$ 26,472</u>	<u>\$ 400</u>	<u>\$ 13,714</u>	<u>\$ 13,158</u>
Street Maintenance Deposit Fund				
Assets:				
Equity in pooled cash and investments . . .	\$ 1,958	\$ -	\$ -	\$ 1,958
Total assets.	<u>\$ 1,958</u>	<u>\$ -</u>	<u>\$ -</u>	<u>\$ 1,958</u>
Liabilities:				
Deposits held and due to others	\$ 1,958	\$ -	\$ -	\$ 1,958
Total liabilities	<u>\$ 1,958</u>	<u>\$ -</u>	<u>\$ -</u>	<u>\$ 1,958</u>
Acreage Fees Fund				
Assets:				
Equity in pooled cash and investments . . .	\$ 124,235	\$ 41,680	\$ 76,106	\$ 89,809
Total assets.	<u>\$ 124,235</u>	<u>\$ 41,680</u>	<u>\$ 76,106</u>	<u>\$ 89,809</u>
Liabilities:				
Accounts payable	\$ 47,693	\$ 13,392	\$ 47,693	\$ 13,392
Deposits held and due to others	76,542	28,288	28,413	76,417
Total liabilities	<u>\$ 124,235</u>	<u>\$ 41,680</u>	<u>\$ 76,106</u>	<u>\$ 89,809</u>
Christmas Tree Lot Bond Fund				
Assets:				
Equity in pooled cash and investments . . .	\$ 300	\$ -	\$ -	\$ 300
Total assets.	<u>\$ 300</u>	<u>\$ -</u>	<u>\$ -</u>	<u>\$ 300</u>
Liabilities:				
Deposits held and due to others	\$ 300	\$ -	\$ -	\$ 300
Total liabilities	<u>\$ 300</u>	<u>\$ -</u>	<u>\$ -</u>	<u>\$ 300</u>
State Sales Tax Fund				
Assets:				
Equity in pooled cash and investments . . .	\$ 5	\$ 6	\$ 5	\$ 6
Total assets.	<u>\$ 5</u>	<u>\$ 6</u>	<u>\$ 5</u>	<u>\$ 6</u>
Liabilities:				
Accounts payable	\$ 5	\$ -	\$ 5	\$ -
Deposits held and due to others	-	6	-	6
Total liabilities	<u>\$ 5</u>	<u>\$ 6</u>	<u>\$ 5</u>	<u>\$ 6</u>

-- Continued

CITY OF WHITEHALL, OHIO

STATEMENT OF CHANGES IN ASSETS AND LIABILITIES
AGENCY FUNDS (CONTINUED)
 FOR THE YEAR ENDED DECEMBER 31, 2018

	Beginning Balance 12/31/2017	Additions	Reductions	Ending Balance 12/31/2018
Total Agency Funds				
Assets:				
Equity in pooled cash and investments . . .	\$ 291,931	\$ 408,325	\$ 441,493	\$ 258,763
Total assets.	<u>\$ 291,931</u>	<u>\$ 408,325</u>	<u>\$ 441,493</u>	<u>\$ 258,763</u>
Liabilities:				
Accounts payable	\$ 55,672	\$ 14,917	\$ 55,672	\$ 14,917
Due to other governments	717	2,018	717	2,018
Deposits held and due to others	235,542	391,390	385,104	241,828
Total liabilities	<u>\$ 291,931</u>	<u>\$ 408,325</u>	<u>\$ 441,493</u>	<u>\$ 258,763</u>

STATISTICAL SECTION

THIS PAGE IS INTENTIONALLY LEFT BLANK

CITY OF WHITEHALL, OHIO
STATISTICAL SECTION

The Statistical Section presents detailed information as a context for understanding what the information in the preceding sections says about the City's overall financial health. It differs from the financial statements in that it usually covers more than one year and may present non-accounting data. For this reason, the Statistical Section is unaudited.

Table of Contents

Page

Schedules 1-4 reflect financial trends data to help the reader understand how the City's financial performance and well-being have changed over time.	178-187
Schedules 5-6 reflect revenue capacity and help the reader assess the City's most significant local revenue source, the income tax.	188-191
Schedules 7-11 reflect debt capacity and help the reader assess the affordability of the City's current levels of outstanding debt and the City's ability to issue additional debt in the future.	192-200
Schedules 12-13 offer demographic and economic information to help the reader understand the environment within which the City's financial activities take place and to provide information that facilitates comparisons of financial information over time and among governments.	201-202
Schedules 14-16 contain operating information to help the reader understand how the information in the City's financial report relates to the services the City provides and the activities it performs.	203-207

Sources: Unless otherwise noted, the information in these schedules is derived from the City's annual financial reports for the relevant year.

CITY OF WHITEHALL, OHIO

SCHEDULE 1
NET POSITION BY COMPONENT
LAST TEN YEARS
(ACCRUAL BASIS OF ACCOUNTING)

	<u>2018</u>	<u>2017 (d)</u>	<u>2016</u>	<u>2015</u>
Governmental Activities				
Net investment in capital assets	\$ 34,257,104	\$ 31,981,835	\$ 24,806,999	\$ 23,338,274
Restricted for:				
Capital projects	132,067	3,962	33,787	183,770
Debt service	54,299	16,146	67,936	-
Street maintenance and repair	3,485,999	3,211,364	3,101,279	3,972,679
Economic development	145,932	113,517	90,825	111,752
Fire department equipment	-	-	-	-
Community development	61,069	145,682	169,658	167,225
Human services programs	1,306,882	2,097,702	2,390,114	927,589
Unrestricted (deficit)	<u>(40,845,064)</u>	<u>(31,213,980)</u>	<u>(6,199,267)</u>	<u>(5,792,544)</u>
Total governmental activities net position (deficit)	<u>\$ (1,401,712)</u>	<u>\$ 6,356,228</u>	<u>\$ 24,461,331</u>	<u>\$ 22,908,745</u>

Note:

- (a) The Restricted and Unrestricted Net Position at December 31, 2010 have been restated to conform to 2011's presentation.
- (b) The Net Position at December 31, 2011 has been restated to conform to 2012's presentation.
- (c) The Net Position at December 31, 2014 has been restated for GASB Statement No. 68/71.
- (d) The Net Position at December 31, 2017 has been restated for GASB Statement No. 75.

Source: City financial reports

2014 (c)	2013	2012	2011 (b)	2010 (a)	2009
\$ 22,174,272	\$ 22,575,058	\$ 22,768,813	\$ 22,444,654	\$ 21,422,059	\$ 19,364,514
1,962,882	333,666	98,510	98,510	1,923,675	1,166,470
-	23	-	-	-	-
3,237,666	2,622,540	1,954,948	1,716,659	460,585	565,634
166,321	144,691	149,868	304,055	375,466	434,629
-	-	-	-	505,265	364,140
256,022	458,701	555,713	590,135	590,135	593,533
715,768	837,747	751,986	1,070,003	2,969,588	2,561,639
(10,244,646)	12,202,291	10,827,322	9,277,095	3,300,372	3,922,381
<u>\$ 18,268,285</u>	<u>\$ 39,174,717</u>	<u>\$ 37,107,160</u>	<u>\$ 35,501,111</u>	<u>\$ 31,547,145</u>	<u>\$ 28,972,940</u>

CITY OF WHITEHALL, OHIO

SCHEDULE 2
 CHANGES IN NET POSITION
 LAST TEN YEARS
 (ACCRUAL BASIS OF ACCOUNTING)

	<u>2018</u>	<u>2017</u>	<u>2016</u>	<u>2015</u>
Program Revenues:				
Governmental activities				
Charges for services:				
General government	\$ 852,249	\$ 828,660	\$ 812,691	\$ 738,549
Security of persons and property	831,300	751,248	874,158	802,154
Transportation	132,803	144,081	52,433	57,714
Leisure time activities	138,416	127,625	135,155	224,339
Operating grants and contributions	1,683,131	1,049,348	2,610,807	1,183,441
Capital grants and contributions	712,973	6,987,153	828,255	2,030,432
Total governmental activities program revenues	<u>4,350,872</u>	<u>9,888,115</u>	<u>5,313,499</u>	<u>5,036,629</u>
Expenses:				
Governmental Activities				
General government	11,185,701	10,697,855	9,298,376	8,180,568
Security of persons and property	18,890,949	16,027,337	15,289,561	13,745,077
Public health and welfare	792,648	160,380	149,231	137,228
Transportation	3,470,948	3,310,323	3,106,746	3,162,652
Community environment	32,311	32,815	31,752	18,610
Leisure time activity	1,726,236	971,036	786,491	891,685
Economic development	724,459	333,154	747,485	475,907
Utility services	1,086,504	1,646,973	1,347,178	1,211,198
Interest and fiscal charges	198,359	272,869	269,024	131,542
Bond issuance costs	-	-	-	-
Total governmental activities expenses	<u>\$ 38,108,115</u>	<u>\$ 33,452,742</u>	<u>\$ 31,025,844</u>	<u>\$ 27,954,467</u>
Net (Expense) Revenue				
Total primary government net expense	<u>\$ (33,757,243)</u>	<u>\$ (23,564,627)</u>	<u>\$ (25,712,345)</u>	<u>\$ (22,917,838)</u>

<u>2014</u>	<u>2013</u>	<u>2012</u>	<u>2011</u>	<u>2010</u>	<u>2009</u>
\$ 767,069	\$ 797,113	\$ 897,425	\$ 1,132,367	\$ 957,289	\$ 628,584
682,389	754,564	604,737	754,043	603,939	539,078
214,696	159,459	146,237	144,067	181,336	225,663
205,462	151,726	172,167	186,499	100,445	130,564
924,530	1,004,680	840,603	1,169,979	2,033,366	1,355,463
127,159	689,752	873,919	1,800,747	1,554,170	929,554
<u>2,921,305</u>	<u>3,557,294</u>	<u>3,535,088</u>	<u>5,187,702</u>	<u>5,430,545</u>	<u>3,808,906</u>
8,631,355	7,908,848	8,584,595	6,499,347	6,853,110	6,361,664
13,103,312	12,641,273	13,085,319	12,965,963	11,362,217	11,676,927
126,308	135,766	110,644	124,388	119,592	284,552
2,930,747	3,038,646	2,876,440	2,701,909	2,623,097	2,478,019
23,497	19,925	29,538	26,063	219,806	1,251,252
845,744	894,039	908,997	803,154	733,584	762,010
100,062	150,314	253,708	-	-	-
1,070,076	1,277,327	1,236,778	1,541,342	676,465	614,424
50,591	49,887	59,595	74,273	92,156	108,112
21,200	-	-	-	-	-
<u>\$ 26,902,892</u>	<u>\$ 26,116,025</u>	<u>\$ 27,145,614</u>	<u>\$ 24,736,439</u>	<u>\$ 22,680,027</u>	<u>\$ 23,536,960</u>
<u>\$ (23,981,587)</u>	<u>\$ (22,558,731)</u>	<u>\$ (23,610,526)</u>	<u>\$ (19,548,737)</u>	<u>\$ (17,249,482)</u>	<u>\$ (19,728,054)</u>

CITY OF WHITEHALL, OHIO

SCHEDULE 2
 CHANGES IN NET POSITION (CONTINUED)
 LAST TEN YEARS
 (ACCRUAL BASIS OF ACCOUNTING)

	<u>2018</u>	<u>2017</u>	<u>2016</u>	<u>2015</u>
General Revenues and Other Changes in Net Position				
Governmental activities				
Income taxes levied for:				
General purposes	356,228	24,785,718	24,838,215	24,162,958
Property taxes levied for:				
General purposes	27,069,615	284,189	301,288	291,670
Lodging taxes levied for:				
Special purposes	49,938	72,306	67,934	79,850
Grants and entitlements not restricted				
to specific programs	866,112	887,039	745,623	936,001
Investment earnings	222,382	116,696	57,224	63,266
Payment in lieu of taxes	988,803	740,917	661,502	941,352
Miscellaneous	1,121,225	1,054,964	593,145	1,083,201
Special item: gain (loss) on sale of asset	<u>(4,675,000)</u>	<u>-</u>	<u>-</u>	<u>-</u>
Total governmental activities	<u>25,999,303</u>	<u>27,941,829</u>	<u>27,264,931</u>	<u>27,558,298</u>
 Change in Net Position				
Total primary government	<u>\$ (7,757,940)</u>	<u>\$ 4,377,202</u>	<u>\$ 1,552,586</u>	<u>\$ 4,640,460</u>

Source: City financial reports

<u>2014</u>	<u>2013</u>	<u>2012</u>	<u>2011</u>	<u>2010</u>	<u>2009</u>
22,206,805	21,803,680	21,951,825	20,570,658	16,783,672	16,004,379
282,674	276,029	348,432	393,669	456,971	423,734
121,692	138,137	99,521	92,749	83,694	92,834
958,711	1,119,982	1,212,711	1,604,801	1,621,629	1,456,263
81,714	17,175	38,504	72,370	79,005	139,826
646,052	499,369	525,600	408,308	449,492	1,125,044
773,918	771,916	670,827	360,148	349,224	752,830
(900,000)	-	-	-	-	-
<u>24,171,566</u>	<u>24,626,288</u>	<u>24,847,420</u>	<u>23,502,703</u>	<u>19,823,687</u>	<u>19,994,910</u>
<u>\$ 189,979</u>	<u>\$ 2,067,557</u>	<u>\$ 1,236,894</u>	<u>\$ 3,953,966</u>	<u>\$ 2,574,205</u>	<u>\$ 266,856</u>

CITY OF WHITEHALL, OHIO

SCHEDULE 3
 FUND BALANCES, GOVERNMENTAL FUNDS
 LAST TEN YEARS
 (MODIFIED ACCRUAL BASIS OF ACCOUNTING)

	<u>2018</u>	<u>2017</u>	<u>2016</u>	<u>2015</u>
General Fund				
Nonspendable	\$ 1,722,548	\$ 5,103,277	\$ 5,130,994	\$ 481,241
Committed	492,073	876,942	876,942	852,636
Assigned	856,930	1,273,529	1,156,263	918,022
Unassigned	3,752,141	8,122,981	7,804,066	8,722,410
Reserved	-	-	-	-
Unreserved	-	-	-	-
Total general fund	<u>6,823,692</u>	<u>15,376,729</u>	<u>14,968,265</u>	<u>10,974,309</u>
All Other Governmental Funds				
Nonspendable	164,308	225,156	184,033	198,650
Restricted	4,879,899	6,437,654	8,216,487	7,580,501
Committed	6,402,798	4,872,581	4,811,255	4,602,721
Assigned	77,482	40,945	102,781	-
Unassigned (deficit)	(133,951)	-	(15,145)	(54,891)
Reserved	-	-	-	-
Unreserved (deficit), reported in:				
Special revenue funds	-	-	-	-
Capital projects funds	-	-	-	-
Total all other governmental funds	<u>11,390,536</u>	<u>11,576,336</u>	<u>13,299,411</u>	<u>12,326,981</u>
Total governmental funds	<u>\$ 18,214,228</u>	<u>\$ 26,953,065</u>	<u>\$ 28,267,676</u>	<u>\$ 23,301,290</u>

Note:

(a) The City implemented GASB 54 in 2011. The prior years (2008-2010) have been restated to reflect the change.

Source: City financial reports

<u>2014</u>	<u>2013</u>	<u>2012</u>	<u>2011 (a)</u>	<u>2010</u>	<u>2009</u>
\$ 475,130	\$ 1,390,280	\$ 141,617	\$ 135,591	\$ -	\$ -
605,762	511,974	693,269	1,095,606	-	-
1,154,196	486,159	613,335	320,258	-	-
6,165,356	6,580,039	4,897,501	4,714,233	-	-
-	-	-	-	465,734	587,514
-	-	-	-	3,941,906	4,440,209
<u>8,400,444</u>	<u>8,968,452</u>	<u>6,345,722</u>	<u>6,265,688</u>	<u>4,407,640</u>	<u>5,027,723</u>
161,880	94,675	81,524	119,270	-	-
5,490,113	3,897,852	3,253,917	3,473,501	-	-
4,763,967	4,180,304	4,155,549	3,570,804	-	-
-	2,840	2,840	2,220	-	-
(97,001)	(8,741)	(4,486)	-	-	-
-	-	-	-	577,838	709,185
-	-	-	-	2,605,770	2,293,035
-	-	-	-	2,547,561	1,418,907
<u>10,318,959</u>	<u>8,166,930</u>	<u>7,489,344</u>	<u>7,165,795</u>	<u>5,731,169</u>	<u>4,421,127</u>
<u>\$ 18,719,403</u>	<u>\$ 17,135,382</u>	<u>\$ 13,835,066</u>	<u>\$ 13,431,483</u>	<u>\$ 10,138,809</u>	<u>\$ 9,448,850</u>

CITY OF WHITEHALL, OHIO

SCHEDULE 4
 CHANGES IN FUND BALANCES, GOVERNMENTAL FUNDS
 LAST TEN YEARS
 (MODIFIED ACCRUAL BASIS OF ACCOUNTING)

	<u>2018</u>	<u>2017</u>	<u>2016</u>	<u>2015</u>
Revenues				
Municipal income taxes	\$ 26,321,635	\$ 25,252,129	\$ 24,089,057	\$ 24,100,371
Property and other taxes	382,617	380,083	361,362	369,557
Payments in lieu of taxes	988,803	740,917	661,502	941,352
Charges for services	657,348	834,455	800,639	767,084
Licenses and permits	446,811	483,909	496,586	468,437
Fines and forfeitures	369,476	336,016	297,134	278,390
Intergovernmental	3,264,765	9,009,568	4,171,589	4,066,509
Special assessments	132,803	144,081	52,433	57,714
Investment income	220,420	116,344	60,786	67,641
Rental income	138,416	127,625	135,155	224,339
Contributions and donations	10,550	25,500	2,554	2,469
Other	1,163,069	1,108,823	649,311	1,083,362
Total revenues	<u>34,096,713</u>	<u>38,559,450</u>	<u>31,778,108</u>	<u>32,427,225</u>
Expenditures				
Current:				
General government	10,340,398	9,163,172	9,000,788	7,819,065
Security of persons and property	15,576,029	13,689,470	13,231,895	12,392,392
Public health and welfare	791,711	153,439	145,736	129,525
Transportation	1,737,876	1,665,011	1,695,877	1,802,831
Community environment	32,092	31,298	31,262	17,134
Leisure time activities	1,507,252	791,112	684,967	722,640
Economic development	724,459	333,154	747,485	475,907
Utility services	1,086,504	1,646,973	1,347,178	1,211,198
Capital outlay	5,951,140	11,658,286	5,862,653	5,430,160
Debt service				
Principal retirement	833,097	864,438	537,100	442,287
Interest and fiscal charges	231,541	278,345	158,640	96,092
Note issuance costs	52,408	-	-	-
Bond issuance costs	-	-	75,000	31,500
Total expenditures	<u>38,864,507</u>	<u>40,274,698</u>	<u>33,518,581</u>	<u>30,570,731</u>
Excess/(deficiency) of revenues over/(under) expenditures	<u>(4,767,794)</u>	<u>(1,715,248)</u>	<u>(1,740,473)</u>	<u>1,856,494</u>
Other Financing Sources (Uses)				
Bond issuance	-	-	4,100,000	2,500,000
Lease proceeds	-	-	1,631,772	-
Premium on note issuance	83,974	-	-	-
Capital lease transaction	-	-	14,285	76,214
Transfers in	5,770,661	3,646,198	5,493,462	2,375,176
Transfers out	(5,770,661)	(3,646,198)	(5,493,462)	(2,375,176)
Loan issuance	604,589	370,396	860,448	137,715
Insurance proceeds	-	-	-	-
Sale of capital assets	15,394	30,241	100,354	11,464
Total other financing sources (uses)	<u>703,957</u>	<u>400,637</u>	<u>6,706,859</u>	<u>2,725,393</u>
Special item:				
Loss on sale of asset	<u>(4,675,000)</u>	<u>-</u>	<u>-</u>	<u>-</u>
Net change in fund balances	<u>\$ (8,738,837)</u>	<u>\$ (1,314,611)</u>	<u>\$ 4,966,386</u>	<u>\$ 4,581,887</u>
Capital expenditures	\$ 5,795,415	\$ 10,477,620	\$ 5,245,186	\$ 3,937,790
Debt service as a percentage of noncapital expenditures	3.22%	3.84%	2.46%	2.02%

Source: City financial reports

	2014	2013	2012	2011	2010	2009
\$	22,224,376	\$ 21,641,273	\$ 21,297,923	\$ 21,034,376	\$ 16,814,950	\$ 16,065,683
	419,069	439,937	436,292	502,032	518,670	531,046
	646,052	499,369	525,600	408,308	449,492	1,538,265
	704,816	667,743	715,322	696,089	646,531	590,530
	433,817	550,187	629,475	816,219	553,132	558,019
	347,989	246,508	268,357	311,240	332,540	306,722
	1,916,527	2,779,169	2,877,452	4,688,673	5,168,579	3,823,519
	202,060	159,459	146,237	144,067	181,321	105,781
	78,036	13,550	43,854	73,400	83,542	141,180
	205,462	151,726	172,167	186,499	172,458	199,397
	3,144	1,000	8,225	2,000	4,200	24,215
	795,341	787,279	677,827	360,148	349,224	439,241
	<u>27,976,689</u>	<u>27,937,200</u>	<u>27,798,731</u>	<u>29,223,051</u>	<u>25,274,639</u>	<u>24,323,598</u>
	8,452,194	7,467,281	8,156,068	6,089,038	6,815,158	6,139,656
	12,397,888	11,568,781	12,105,729	11,916,106	10,912,110	10,775,066
	120,624	130,646	105,603	116,854	119,592	273,908
	1,649,399	1,757,154	1,630,671	1,550,021	1,599,488	1,486,951
	22,677	18,286	27,635	19,230	219,222	1,249,039
	726,097	756,252	724,127	670,318	664,087	654,297
	100,062	150,314	253,708	-	-	-
	1,070,076	1,277,327	1,236,778	1,541,342	676,465	614,424
	2,250,766	2,307,568	3,030,160	3,802,375	3,242,318	3,010,034
	341,956	357,690	240,955	223,553	398,635	375,528
	42,943	45,585	55,260	64,692	83,427	99,340
	-	-	-	-	-	-
	21,200	-	-	-	-	-
	<u>27,195,882</u>	<u>25,836,884</u>	<u>27,566,694</u>	<u>25,993,529</u>	<u>24,730,502</u>	<u>24,678,243</u>
	<u>780,807</u>	<u>2,100,316</u>	<u>232,037</u>	<u>3,229,522</u>	<u>544,137</u>	<u>(354,645)</u>
	1,475,000	-	-	-	-	-
	-	-	-	-	-	-
	-	-	-	-	-	-
	35,854	-	3,717	-	41,328	-
	2,594,189	2,242,307	2,831,434	3,153,317	2,438,158	1,358,454
	(2,594,189)	(2,242,307)	(2,831,434)	(3,153,317)	(2,438,158)	(1,358,454)
	-	-	167,829	63,152	104,494	-
	-	-	-	-	-	-
	192,360	-	-	-	-	-
	<u>1,703,214</u>	<u>-</u>	<u>171,546</u>	<u>63,152</u>	<u>145,822</u>	<u>-</u>
	<u>(900,000)</u>	<u>-</u>	<u>-</u>	<u>-</u>	<u>-</u>	<u>-</u>
\$	<u>1,584,021</u>	<u>\$ 2,100,316</u>	<u>\$ 403,583</u>	<u>\$ 3,292,674</u>	<u>\$ 689,959</u>	<u>\$ (354,645)</u>
\$	1,306,817	\$ 1,204,593	\$ 1,956,846	\$ 2,505,646	\$ 3,407,913	\$ 2,468,030
	1.49%	1.64%	1.16%	1.23%	2.26%	2.14%

CITY OF WHITEHALL, OHIO

SCHEDULE 5
 INCOME TAX REVENUES BY SOURCE
 LAST TEN YEARS
 (CASH-BASIS)

	<u>2018</u>	<u>2017</u>	<u>2016</u>	<u>2015</u>
Income Tax Rate	2.50%	2.50%	2.50%	2.50%
Income Tax Receipts				
Employee Withholding	\$ 24,607,867	\$ 23,067,226	\$ 22,415,546	\$ 20,388,040
% of total	91.2%	91.3%	90.6%	90.5%
Corporate	1,429,054	1,349,982	1,393,752	1,364,244
% of total	5.3%	5.3%	5.6%	6.1%
Individuals	942,809	846,377	933,986	787,089
% of total	3.5%	3.4%	3.8%	3.5%
Total income tax receipts	<u>\$ 26,979,729</u>	<u>\$ 25,263,585</u>	<u>\$ 24,743,284</u>	<u>\$ 22,539,373</u>

Source: City of Whitehall Income Tax Division

<u>2014</u>	<u>2013</u>	<u>2012</u>	<u>2011</u>	<u>2010</u>	<u>2009</u>
2.50%	2.50%	2.50%	2.50%	2.00%	2.00%
\$ 20,450,206 91.2%	\$ 19,484,769 90.2%	\$ 19,410,183 91.7%	\$ 19,227,787 92.7%	\$ 15,457,635 91.9%	\$ 14,545,654 90.6%
1,172,518 5.2%	1,298,941 6.0%	984,176 4.6%	840,570 4.1%	751,736 4.5%	857,780 5.3%
806,792 3.6%	825,597 3.8%	777,014 3.7%	662,485 3.2%	603,677 3.6%	648,463 4.0%
<u>\$ 22,429,516</u>	<u>\$ 21,609,307</u>	<u>\$ 21,171,373</u>	<u>\$ 20,730,842</u>	<u>\$ 16,813,048</u>	<u>\$ 16,051,897</u>

CITY OF WHITEHALL, OHIO

SCHEDULE 6
 INCOME TAX RATES AND ALLOCATION BY FUND
 LAST TEN YEARS
 (CASH BASIS)

	<u>2018</u>	<u>2017</u>	<u>2016</u>	<u>2015</u>
Tax Rate Components:				
General operations	2.500%	2.500%	2.500%	2.500%
Allocation of Receipts:				
General Fund	\$ 26,979,729	\$ 25,263,585	\$ 24,743,284	\$ 22,539,373
% of total	100.0%	100.0%	100.0%	100.0%
Total income tax allocated	<u>\$ 26,979,729</u>	<u>\$ 25,263,585</u>	<u>\$ 24,743,284</u>	<u>\$ 22,539,373</u>

Note: Section 181.01 of the Codified Ordinances of the City of Whitehall sets the current income tax rate as follows:

Two and One-half percent (2.5%) for the purposes of general municipal operation, maintenance, new equipment and capital improvements of City of Whitehall and other items as set forth in this Chapter.
 This portion is allocated to the General Fund.

Source: City of Whitehall Income Tax Division

<u>2014</u>	<u>2013</u>	<u>2012</u>	<u>2011</u>	<u>2010</u>	<u>2009</u>
2.500%	2.500%	2.500%	2.500%	2.000%	2.000%
\$ 22,429,516 100.0%	\$ 21,609,307 100.0%	\$ 21,171,373 100.0%	\$ 20,730,842 100.0%	\$ 16,813,048 100.0%	\$ 16,051,897 100.0%
<u>\$ 22,429,516</u>	<u>\$ 21,609,307</u>	<u>\$ 21,171,373</u>	<u>\$ 20,730,842</u>	<u>\$ 16,813,048</u>	<u>\$ 16,051,897</u>

CITY OF WHITEHALL, OHIO

SCHEDULE 7
RATIOS OF OUTSTANDING DEBT BY TYPE
LAST TEN YEARS

	<u>2018</u>	<u>2017</u>	<u>2016</u>	<u>2015</u>
Governmental Activities				
General obligation bonds payable	\$ 3,300,000	\$ 3,540,000	\$ 3,915,000	\$ 4,305,000
Revenue bonds payable	3,630,000	3,865,000	4,100,000	-
Real estate purchase contract	200,000	300,000	400,000	500,000
Lease agreement payable	1,494,997	1,576,947	1,631,772	-
Loan payable	434,914	492,944	550,000	-
OPWC loans payable	1,568,578	1,055,848	703,028	416,900
Lease purchase obligation	-	-	-	-
Capital lease obligation	35,074	61,332	86,313	94,808
Total primary government	<u>\$ 10,663,563</u>	<u>\$ 10,892,071</u>	<u>\$ 11,386,113</u>	<u>\$ 5,316,708</u>
Debt per capita				
City Population ¹	19,657	18,596	19,657	18,558
Outstanding debt per capita	\$ 542	\$ 586	\$ 579	\$ 286
Debt as percentage of personal income				
Personal income	\$ 379,301,472	\$ 359,683,832	\$ 574,849,308	\$ 534,600,306
Percentage of personal income	2.81%	3.03%	1.98%	0.99%

Sources:

¹U.S. Census Bureau

²U.S. Department of Commerce, Bureau of Economic Analysis

<u>2014</u>	<u>2013</u>	<u>Restated 2012</u>	<u>2011</u>	<u>2010</u>	<u>2009</u>
\$ 2,115,000	\$ 855,000	\$ 1,060,000	\$ 1,255,000	\$ 1,440,000	\$ 1,805,000
-	-	-	-	-	-
600,000	700,000	800,000	-	-	-
-	-	-	-	-	-
-	-	-	-	-	-
292,675	306,165	319,655	161,376	102,404	-
-	-	29,842	58,196	85,135	110,731
37,391	15,003	24,361	28,695	36,129	750
<u>\$ 3,045,066</u>	<u>\$ 1,876,168</u>	<u>\$ 2,233,858</u>	<u>\$ 1,503,267</u>	<u>\$ 1,663,668</u>	<u>\$ 1,916,481</u>
18,503	18,078	18,066	18,101	18,062	18,125
\$ 165	\$ 104	\$ 124	\$ 83	\$ 92	\$ 106
\$ 337,846,277	\$ 330,086,202	\$ 334,076,472	\$ 344,733,545	\$ 344,099,162	\$ 347,673,750
0.90%	0.57%	0.67%	0.44%	0.48%	0.55%

CITY OF WHITEHALL, OHIO

SCHEDULE 8
RATIOS OF GENERAL BONDED DEBT OUTSTANDING
LAST TEN YEARS

	<u>2018</u>	<u>2017</u>	<u>2016</u>	<u>2015</u>
Population¹	19,657	18,596	19,657	18,558
Assessed Value²	\$ 247,431,490	\$ 246,405,150	\$ 219,710,790	\$ 217,956,450
General Bonded Debt				
General Obligation Bonds	\$ 3,300,000	\$ 3,540,000	\$ 3,915,000	\$ 4,305,000
Ratio of Net Bonded Debt to Assessed Value	1.33%	1.44%	1.78%	1.98%
Net Bonded Debt per Capita	\$ 168	\$ 190	\$ 199	\$ 232

Sources:

¹U.S. Census Bureau

²Franklin County Auditor

<u>2014</u>	<u>2013</u>	<u>2012</u>	<u>2011</u>	<u>2010</u>	<u>2009</u>
18,503	18,078	18,066	18,101	18,062	18,125
\$ 230,622,320	\$ 234,357,240	\$ 237,654,840	\$ 272,614,510	\$ 262,844,910	\$ 272,697,060
\$ 2,115,000	\$ 855,000	\$ 1,060,000	\$ 1,255,000	\$ 1,440,000	\$ 1,805,000
0.92%	0.36%	0.45%	0.46%	0.55%	0.66%
\$ 114	\$ 47	\$ 59	\$ 69	\$ 80	\$ 100

THIS PAGE IS INTENTIONALLY LEFT BLANK

CITY OF WHITEHALL, OHIO

SCHEDULE 9
 DIRECT AND OVERLAPPING GOVERNMENTAL ACTIVITIES DEBT
 AS OF DECEMBER 31, 2018

<u>Jurisdiction</u>	<u>Governmental Activities Debt Outstanding</u>	<u>Percentage Applicable to City</u>	<u>Amount Applicable to City</u>
Direct			
City of Whitehall	\$ 10,663,563	100.00%	\$ 10,663,563
Total direct debt	<u>10,663,563</u>		<u>10,663,563</u>
Overlapping debt:			
Franklin County	195,735,000	0.82%	1,605,027
Whitehall City School District	24,590,000	100.00%	24,590,000
Eastland-Fairfield Career & Tech JT Voc School District	1,050,000	2.95%	30,975
Solid Waste Authority of Central Ohio Miscellaneous	48,140,000	0.78%	375,492
Total overlapping debt	<u>269,515,000</u>		<u>26,601,494</u>
Total direct and overlapping debt	<u>\$ 280,178,563</u>		<u>\$ 37,265,057</u>

Source: Ohio Municipal Advisory Council. Excludes special assessment and self-supporting debt.

Note: The percentage of overlapping debt applicable is estimated using taxable assessed property values. Applicable percentages were estimated by determining the portion of the City's taxable assessed value that is within the subdivision's boundaries and dividing it by the City's total taxable assessed value.

CITY OF WHITEHALL, OHIO

SCHEDULE 10
LEGAL DEBT MARGIN
LAST TEN YEARS

	<u>2018</u>	<u>2017</u>	<u>2016</u>	<u>2015</u>
Total Assessed Property Value	\$ 247,431,490	\$ 246,405,150	\$ 219,710,790	\$ 217,956,450
Overall Legal Debt Limit (10 1/2 % of assessed valuation)	<u>25,980,306</u>	<u>25,872,541</u>	<u>23,069,633</u>	<u>22,885,427</u>
Debt outstanding:				
General obligation bonds payable	3,300,000	3,540,000	3,915,000	4,305,000
Real estate purchase contract	200,000	300,000	400,000	500,000
OPWC loans payable	1,568,578	1,055,848	703,028	416,900
Lease purchase obligation	-	-	-	-
Capital lease obligation	<u>35,074</u>	<u>61,332</u>	<u>86,313</u>	<u>94,808</u>
Total gross indebtedness	<u>5,103,652</u>	<u>4,957,180</u>	<u>5,104,341</u>	<u>5,316,708</u>
Less ¹ :				
Real estate purchase contract	200,000	300,000	400,000	500,000
OPWC loans payable	1,568,578	1,055,848	703,028	416,900
Lease purchase obligation	-	-	-	-
Capital lease obligation	<u>35,074</u>	<u>61,332</u>	<u>86,313</u>	<u>94,808</u>
Total net debt applicable to debt limit	<u>3,300,000</u>	<u>3,540,000</u>	<u>3,915,000</u>	<u>4,305,000</u>
Debt service available balance	<u>77,482</u>	<u>40,945</u>	<u>-</u>	<u>-</u>
Legal debt margin within 10 1/2 % limitation	<u>\$ 22,757,788</u>	<u>\$ 22,373,486</u>	<u>\$ 19,154,633</u>	<u>\$ 18,580,427</u>
Legal debt margin as a percentage of the debt limit	87.60%	86.48%	83.03%	81.19%
Unvoted Debt Limitation (5 1/2 % of assessed valuation)	<u>13,608,732</u>	<u>13,552,283</u>	<u>12,084,093</u>	<u>11,987,605</u>
Unvoted legal debt margin within 5 1/2 % limitation	<u>\$ 13,608,732</u>	<u>\$ 13,552,283</u>	<u>\$ 12,084,093</u>	<u>\$ 11,987,605</u>
Total net debt applicable to limit as a percentage of debt limit	12.70%	13.68%	16.97%	18.81%

¹Self-supporting debt is not considered in the calculation of Legal Debt Margin.

²The assessed values for tangible personal property were excluded in the calculation of Legal Debt Margin for years 2008-2009.

<u>2014</u>	<u>2013</u>	<u>Restated 2012</u>	<u>2011</u>	<u>2010</u>	<u>2009</u>
\$ 230,622,320	\$ 234,357,240	\$ 237,654,840	\$ 272,614,510	\$ 262,844,910	\$ 272,697,060
24,215,344	24,607,510	24,953,758	28,624,524	27,598,716	28,633,191
2,115,000	855,000	1,060,000	1,255,000	1,440,000	1,805,000
600,000	700,000	800,000	-	-	-
292,675	306,165	319,655	161,376	102,404	-
-	-	29,842	58,196	85,135	110,731
37,391	15,003	24,361	28,695	36,129	750
3,045,066	1,876,168	2,233,858	1,503,267	1,663,668	1,916,481
600,000	700,000	800,000	-	-	-
292,675	306,165	319,655	161,376	102,404	-
-	-	29,842	58,196	85,135	110,731
37,391	15,003	24,361	28,695	36,129	750
2,115,000	855,000	1,060,000	1,255,000	1,440,000	1,805,000
-	2,840	2,840	-	-	-
\$ 22,100,344	\$ 23,755,350	\$ 23,896,598	\$ 27,369,524	\$ 26,158,716	\$ 26,828,191
91.27%	96.54%	95.76%	95.62%	94.78%	93.70%
12,684,228	12,889,648	13,071,016	14,993,798	14,456,470	14,998,338
\$ 12,684,228	\$ 12,889,648	\$ 13,071,016	\$ 14,993,798	\$ 14,456,470	\$ 14,998,338
8.73%	3.47%	4.25%	4.38%	5.22%	6.30%

CITY OF WHITEHALL, OHIO

SCHEDULE 11
 PLEDGED REVENUE COVERAGE - NON-TAX REVENUE BONDS
 LAST THREE YEARS

Fiscal Year	Non-Tax Revenue	Debt Service (1)			Coverage
		Principal	Interest	Total	
2018	\$ 2,632,850	\$ 235,000	\$ 82,445	\$ 317,445	8.29
2017	2,431,787	235,000	87,615	322,615	7.54
2016	1,919,861	-	32,823	32,823	58.49

Note: For each type of non-general obligation debt backed by pledged revenues, the City should present gross revenues (and, if applicable, specific expenses, to produce net available revenues) principal and interest requirements, and a coverage ratio.

(1) Debt Service payments started in 2016. Additional years will be included as more payments are made.

Source: City of Whitehall financial records

CITY OF WHITEHALL, OHIO

SCHEDULE 12
DEMOGRAPHIC AND ECONOMIC STATISTICS
LAST TEN YEARS

Year	Population ¹	Total Personal Income ²	Per Capita Personal Income ^{2,5}	Public School Enrollment ³	Unemployment Rates ⁴		
					Franklin County	State of Ohio	United States
2018	19,657	\$ 379,301,472	\$ 19,296	3,564	4.0%	4.6%	3.9%
2017	18,596	359,683,832	19,342	3,426	3.7%	4.9%	4.1%
2016	19,657	574,849,308	29,244	3,492	3.7%	5.0%	4.7%
2015	18,558	534,600,306	28,807	3,361	3.8%	4.6%	5.0%
2014	18,503	337,846,277	18,259	3,288	3.8%	4.8%	5.6%
2013	18,078	330,086,202	18,259	3,158	6.2%	7.4%	7.3%
2012	18,066	334,076,472	18,492	2,953	6.3%	8.1%	7.4%
2011	18,101	344,733,545	19,045	2,953	7.5%	8.9%	8.7%
2010	18,062	344,099,162	19,051	2,983	8.6%	9.6%	10.0%
2009	18,125	347,673,750	19,182	2,941	8.3%	9.3%	10.2%

Sources:

¹U.S. Census Bureau & MORPC

²U.S. Department of Commerce, American Community Survey 5-Year Estimates

³Ohio Department of Education

⁴U.S. Department of Labor, Bureau of Labor Statistics (Annual Average)

⁵This information is unavailable at the time for 2017 the 2016 figure will be used as an estimate

CITY OF WHITEHALL, OHIO

SCHEDULE 13
 PRINCIPAL INCOME TAXPAYERS - WITHHOLDING ACCOUNTS
 CURRENT YEAR AND NINE YEARS AGO

<u>Range of Withholding Amount</u>	<u>2018</u>		<u>2009</u>	
	<u>Number of Withholding Accounts</u>	<u>Percentage of Total City Withholding Revenue</u>	<u>Number of Withholding Accounts</u>	<u>Percentage of Total City Withholding Revenue</u>
\$500,001 and higher	5	65.4%	2	60.5%
\$300,000 - 500,000	4	6.6%	3	8.8%
\$100,001 - 300,000	13	8.8%	7	6.8%
\$55,001 - 100,000	12	3.5%	6	3.2%
Total	34	84.1%	18	79.2%
All Others	<u>1,221</u>	<u>15.9%</u>	<u>1,026</u>	<u>20.8%</u>
Total Withholding Accounts	<u><u>1,255</u></u>	<u><u>100.0%</u></u>	<u><u>1,044</u></u>	<u><u>100.0%</u></u>

Notes:

Due to confidentiality issues, the names of the ten largest revenue payers are not available.
 The categories presented are intended to provide alternative information regarding the sources of the City's revenue.

Source: City of Whitehall Income Tax Division

CITY OF WHITEHALL, OHIO

SCHEDULE 14
 FULL-TIME EQUIVALENT POSITIONS BY FUNCTION/DIVISION
 LAST TEN YEARS

Function/Division	2018	2017	2016	2015	2014	2013	2012	2011	2010	2009
General Government*										
Council	5.0	5.0	5.5	5.0	5.0	5.0	5.0	5.0	5.0	5.0
Mayor	2.0	2.0	2.0	2.0	2.0	3.0	3.0	3.0	3.0	3.0
Municipal Court	2.0	2.0	2.0	2.0	2.0	2.0	2.0	2.0	2.0	2.0
Human Resources	2.5	2.5	2.5	2.5	2.5	2.0	2.0	2.0	2.0	2.0
Information Technology	4.0	3.0	2.0	2.5	2.5	2.0	2.0	1.5	1.5	1.0
Finance/Payroll	4.5	4.5	4.5	4.0	4.0	4.5	4.5	4.5	4.5	4.5
Law	4.5	4.5	4.5	4.5	4.5	4.5	4.5	4.5	4.5	4.5
Civil Service	1.5	1.5	1.5	1.5	1.5	1.5	1.5	1.5	1.5	1.5
Income Tax	4.5	4.5	4.5	4.5	4.5	4.5	4.5	4.5	4.5	4.5
Buildings and Land	8.0	8.0	8.0	8.5	8.5	8.5	8.5	8.5	7.5	7.5
	<u>38.5</u>	<u>37.5</u>	<u>37.0</u>	<u>37.0</u>	<u>37.0</u>	<u>37.5</u>	<u>37.5</u>	<u>37.0</u>	<u>36.0</u>	<u>35.5</u>
Security of Persons and Property*										
Police	67.5	67.0	64.5	60.0	60.0	60.0	59.5	60.5	60.5	60.5
Fire	39.0	39.0	39.0	38.0	38.0	38.0	38.0	38.0	38.0	38.0
	<u>106.5</u>	<u>106.0</u>	<u>103.5</u>	<u>98.0</u>	<u>98.0</u>	<u>98.0</u>	<u>97.5</u>	<u>98.5</u>	<u>98.5</u>	<u>98.5</u>
Leisure Time Activities*										
Parks & Recreation	12.5	14.5	10.0	14.5	14.5	14.0	14.0	14.0	15.0	14.0
Community Development*										
Director/Building Inspections	2.5	2.5	2.5	2.0	2.0	2.0	2.5	2.5	2.5	2.5
Transportation*										
Streets	16.5	17.5	14.0	14.0	14.0	15.5	16.0	16.5	15.5	16.0
Total	<u>176.5</u>	<u>178.0</u>	<u>167.0</u>	<u>165.5</u>	<u>165.5</u>	<u>167.0</u>	<u>167.5</u>	<u>168.5</u>	<u>167.5</u>	<u>166.5</u>

Note: Numbers shown reflect total actual number of full-time, part-time, and seasonal employees.

*Part-time and seasonal salaried positions counted as 0.5 each.

Source: City of Whitehall Finance Department

CITY OF WHITEHALL, OHIO

SCHEDULE 15
OPERATING INDICATORS BY FUNCTION/PROGRAM
LAST TEN YEARS

Function/Program	2018	2017	2016	2015
General Government				
General Fund begin balance (cash)	\$7,380,159	\$7,236,429	\$7,296,353	\$7,334,014
General Fund receipts (cash)	41,140,737	29,200,083	35,261,820	26,256,069
General Fund expenditures (cash)	34,902,686	29,056,353	35,321,744	26,293,730
General Fund end balance (cash)	<u>\$13,618,210</u>	<u>\$7,380,159</u>	<u>\$7,236,429</u>	<u>\$7,296,353</u>
Municipal Court				
Cases heard	3,729	3,621	2,943	2,067
Police				
Total calls for services	32,314	34,583	32,696	29,385
Traffic violations	3,130	2,478	2,179	2,149
Motor vehicle accidents	684	665	730	603
Criminal arrests	4,032	4,054	3,497	2,944
Fire/Emergency Medical Services				
Fire calls	1,188	762	939	1,057
EMS calls	5,706	5,661	5,757	6,399
Fire safety inspections	N/A	1,065	513	501
Building Inspections				
Building Permits	300	224	206	168
Electrical Permits	137	109	111	134
Plumbing Permits	88	43	46	87
Signage Permits	73	0	63	50
A/C/Ref/Furn/Pip/Vent Permits	154	253	162	147
Asphalt/Concrete/Appr/Driveway Permits	67	0	66	49
Fencing Permits	55	0	46	41
Other Misc Zone Permits/POD/ROW	178	502	206	35
Sewer Permits	35	0	18	18
Demolition	11	12	5	6
Occupancy Permits	67			
Fire Alarm/Sprinklers/Suppression	26	25	22	22
Estimated value of construction	\$14,284,552	\$332,808,025	\$85,320,430	\$15,949,892
Streets				
Salt usage (tons)	754	2,300	1,500	2,000
Cost of salt purchased	\$93,821	\$62,700	\$99,288	\$241,093

Source: Various City of Whitehall Divisions

<u>2014</u>	<u>2013</u>	<u>2012</u>	<u>2011</u>	<u>2010</u>	<u>2009</u>
\$6,860,985	\$5,738,997	\$5,331,245	\$3,259,551	\$4,760,074	\$4,388,564
25,982,728	25,032,177	24,902,565	25,016,970	20,563,313	19,935,920
25,509,699	23,910,189	24,494,813	22,945,276	22,063,836	19,564,410
<u>\$7,334,014</u>	<u>\$6,860,985</u>	<u>\$5,738,997</u>	<u>\$5,331,245</u>	<u>\$3,259,551</u>	<u>\$4,760,074</u>
2,924	1,900	1,769	2,854	2,320	3,022
29,717	30,473	28,938	33,450	33,810	33,712
2,120	1,787	2,375	5,829	6,746	5,760
635	557	486	691	643	648
3,119	2,776	2,817	2,890	2,871	2,763
1,023	856	996	943	900	983
6,234	5,855	6,212	6,107	5,460	5,251
210	971	400	450	470	1,859
242	272	320	295	324	456
101	157	181	117	122	79
91	145	166	107	96	58
61	67	83	88	66	72
43	58	108	73	83	51
77	47	75	65	59	57
51	46	53	47	63	71
101	133	135	116	117	72
22	12	1	0	0	0
0	0	0	0	0	0
0	0	0	0	0	0
\$33,442,021	\$18,162,454	\$18,099,849	\$54,355,679	\$47,121,270	\$20,563,081
2,691	2,500	2,000	2,000	2,000	1,500
\$141,120	\$91,538	\$62,570	\$135,990	\$128,185	\$91,692

CITY OF WHITEHALL, OHIO

SCHEDULE 16
CAPITAL ASSET STATISTICS BY FUNCTION/PROGRAM
LAST TEN YEARS

Function/Program	2018	2017	2016	2015
Police				
Stations	1	1	1	1
Vehicles	43	37	37	35
Fire/EMS				
Stations	1	1	1	1
Vehicles - Fire	2	2	2	2
Vehicles - EMS	3	3	4	3
Vehicles - Support	9	8	7	7
Parks & Recreation				
Parks	5	5	5	5
Basketball courts	1	1	1	1
Ballfields	14	14	14	14
Park shelter houses	0	0	10	10
Vehicles	16	0	12	10
Splash Pad	1	1		
Streets				
Streets (lane miles)	133.00	133.00	133.00	133.00
Vehicles	31	27	25	25

Source: Various City of Whitehall Divisions

2014	2013	2012	2011	2010	2009
1	1	1	1	1	1
34	36	38	38	38	36
1	1	1	1	1	1
2	2	2	2	2	2
3	3	3	3	3	3
7	0	0	0	0	0
5	5	5	5	5	5
1	1	1	1	1	1
14	14	14	14	14	14
10	10	10	10	10	9
10	0	0	0	0	0
133.00	133.00	133.00	133.00	133.00	133.00
22	21	21	21	21	21

THIS PAGE IS INTENTIONALLY LEFT BLANK

**CITY OF WHITEHALL
FRANKLIN COUNTY, OHIO**

SUPPLEMENTAL REPORT

DECEMBER 31, 2018

**CITY OF WHITEHALL
FRANKLIN COUNTY, OHIO**

TABLE OF CONTENTS

Independent Auditor's Report on Internal Control Over Financial Reporting and
on Compliance and Other Matters Required by *Government Auditing Standards* 1 - 2



Julian & Grube, Inc.

Serving Ohio Local Governments

333 County Line Rd. West, Westerville, OH 43082 Phone: 614.846.1899 Fax: 614.846.2799

Independent Auditor's Report on Internal Control Over Financial Reporting and on Compliance and Other Matters Required by *Government Auditing Standards*

City of Whitehall
Franklin County
360 S. Yearling Road
Whitehall, Ohio 43213

To the Members of Council and Mayor:

We have audited, in accordance with auditing standards generally accepted in the United States and the Comptroller General of the United States' *Government Auditing Standards*, the financial statements of the governmental activities, each major fund, and the aggregate remaining fund information of the City of Whitehall, Franklin County, Ohio, as of and for the year ended December 31, 2018, and the related notes to the financial statements, which collectively comprise the City of Whitehall's basic financial statements and have issued our report thereon dated June 27, 2019, wherein we noted as discussed in Note 3, the City of Whitehall adopted Governmental Accounting Standards Board Statement No. 75, *Accounting and Financial Reporting for Postemployment Benefits Other Than Pensions*.

Internal Control Over Financial Reporting

As part of our financial statement audit, we considered the City of Whitehall's internal control over financial reporting (internal control) to determine the audit procedures appropriate in the circumstances to the extent necessary to support our opinions on the financial statements, but not to the extent necessary to opine on the effectiveness of the City of Whitehall's internal control. Accordingly, we have not opined on it.

A *deficiency in internal control* exists when the design or operation of a control does not allow management or employees, when performing their assigned functions, to prevent, or detect and timely correct misstatements. A *material weakness* is a deficiency, or combination of internal control deficiencies resulting in a reasonable possibility that internal control will not prevent or detect and timely correct a material misstatement of the City of Whitehall's financial statements. A *significant deficiency* is a deficiency, or a combination of deficiencies, in internal control that is less severe than a material weakness, yet important enough to merit attention by those charged with governance.

Our consideration of internal control was for the limited purpose described in the first paragraph of this section and was not designed to identify all internal control deficiencies that might be material weaknesses or significant deficiencies. Given these limitations, we did not identify any deficiencies in internal control that we consider material weaknesses. However, unidentified material weaknesses may exist.

Compliance and Other Matters

As part of reasonably assuring whether the City of Whitehall's financial statements are free of material misstatement, we tested its compliance with certain provisions of laws, regulations, contracts, and grant agreements, noncompliance with which could directly and materially affect the determination of financial statement amounts. However, opining on compliance with those provisions was not an objective of our audit and accordingly, we do not express an opinion. The results of our tests disclosed no instances of noncompliance or other matters we must report under *Government Auditing Standards*.

Purpose of this Report

This report only describes the scope of our internal control and compliance testing and our testing results, and does not opine on the effectiveness of the City of Whitehall's internal control or on compliance. This report is an integral part of an audit performed under *Government Auditing Standards* in considering the City of Whitehall's internal control and compliance. Accordingly, this report is not suitable for any other purpose.

A handwritten signature in cursive script that reads "Julian & Grube, Inc." The signature is written in black ink and is positioned above the printed name of the firm.

Julian & Grube, Inc.
June 27, 2019

OHIO AUDITOR OF STATE
KEITH FABER



CITY OF WHITEHALL

FRANKLIN COUNTY

CLERK'S CERTIFICATION

This is a true and correct copy of the report which is required to be filed in the Office of the Auditor of State pursuant to Section 117.26, Revised Code, and which is filed in Columbus, Ohio.

Susan Babbitt

CLERK OF THE BUREAU

**CERTIFIED
AUGUST 6, 2019**