



OHIO AUDITOR OF STATE
KEITH FABER



**NORTH CENTRAL OHIO EDUCATIONAL SERVICE CENTER
SENECA COUNTY
JUNE 30, 2018**

TABLE OF CONTENTS

TITLE	PAGE
Independent Auditor's Report	1
Prepared by Management:	
Management's Discussion and Analysis	5
Basic Financial Statements:	
Government-wide Financial Statements:	
Statement of Net Position.....	17
Statement of Activities.....	18
Fund Financial Statements:	
Balance Sheet – Governmental Funds	19
Reconciliation of Total Governmental Fund Balances to Net Position of Governmental Activities	20
Statement of Revenues, Expenditures and Changes in Fund Balances – Governmental Funds	21
Reconciliation of the Statement of Revenues, Expenditures and Changes in Fund Balances of Governmental Funds to the Statement of Activities.....	22
Statement of Fiduciary Net Position – Fiduciary Funds.....	23
Statement of Changes in Fiduciary Net Position – Fiduciary Funds	24
Notes to the Basic Financial Statements.....	25
Schedules of Required Supplementary Information:	
Schedule of the ESC's Proportionate Share of the Net Pension Liability:	
School Employees Retirement System (SERS) of Ohio.....	63
State Teachers Retirement System (STRS) of Ohio	64
Schedule of ESC Pension Contributions:	
School Employees Retirement System (SERS) of Ohio	65
State Teachers Retirement System (STRS) of Ohio	67

**NORTH CENTRAL OHIO EDUCATIONAL SERVICE CENTER
 SENECA COUNTY
 JUNE 30, 2018**

**TABLE OF CONTENTS
 (Continued)**

TITLE	PAGE
Schedule of the ESC's Proportionate Share of the Net OPEB Liability:	
School Employees Retirement System (SERS) of Ohio	69
State Teachers Retirement System (STRS) of Ohio	70
Schedule of ESC OPEB Contributions:	
School Employees Retirement System (SERS) of Ohio	71
State Teachers Retirement System (STRS) of Ohio	73
Notes to Required Supplementary Information	75
Schedules of Supplementary Information:	
Schedule of Revenues, Expenditures and Changes in Fund Balance – Budget and Actual (Non-GAAP Budgetary Basis) General Fund.....	77
Schedule of Revenues, Expenditures and Changes in Fund Balance – Budget and Actual (Non-GAAP Budgetary Basis) Miscellaneous State Grants Fund.....	78
Notes to the Supplementary Information.....	79
Schedule of Receipts and Expenditures of Federal Awards	80
Notes to the Schedule of Receipts and Expenditures of Federal Awards	81
Independent Auditor's Report on Internal Control Over Financial Reporting and on Compliance and Other Matters Required by <i>Government Auditing Standards</i>	83
Independent Auditor's Report on Compliance with Requirements Applicable to the Major Federal Program and on Internal Control Over Compliance Required by the Uniform Guidance	85
Schedule of Findings	87
Prepared by Management:	
Summary Schedule of Prior Audit Findings	88



INDEPENDENT AUDITOR'S REPORT

North Central Ohio Educational Service Center
Seneca County
928 West Market Street
Tiffin, Ohio 44883-2529

To the Board of Governors:

Report on the Financial Statements

We have audited the accompanying financial statements of the governmental activities, each major fund, and the aggregate remaining fund information of North Central Ohio Educational Service Center, Seneca County, Ohio (the ESC), as of and for the year ended June 30, 2018, and the related notes to the financial statements, which collectively comprise the ESC's basic financial statements as listed in the table of contents.

Management's Responsibility for the Financial Statements

Management is responsible for preparing and fairly presenting these financial statements in accordance with accounting principles generally accepted in the United States of America; this includes designing, implementing, and maintaining internal control relevant to preparing and fairly presenting financial statements that are free from material misstatement, whether due to fraud or error.

Auditor's Responsibility

Our responsibility is to opine on these financial statements based on our audit. We audited in accordance with auditing standards generally accepted in the United States of America and the financial audit standards in the Comptroller General of the United States' *Government Auditing Standards*. Those standards require us to plan and perform the audit to reasonably assure the financial statements are free from material misstatement.

An audit requires obtaining evidence about financial statement amounts and disclosures. The procedures selected depend on our judgment, including assessing the risks of material financial statement misstatement, whether due to fraud or error. In assessing those risks, we consider internal control relevant to the ESC's preparation and fair presentation of the financial statements in order to design audit procedures that are appropriate in the circumstances, but not to the extent needed to opine on the effectiveness of the ESC's internal control. Accordingly, we express no such opinion. An audit also includes evaluating the appropriateness of management's accounting policies and the reasonableness of their significant accounting estimates, as well as our evaluation of the overall financial statement presentation.

We believe the audit evidence we obtained is sufficient and appropriate to support our audit opinions.

One Government Center, Suite 1420, Toledo, Ohio 43604-2246
Phone: 419-245-2811 or 800-443-9276
www.ohioauditor.gov

Opinion

In our opinion, the financial statements referred to above present fairly, in all material respects, the respective financial position of the governmental activities, each major fund, and the aggregate remaining fund information of North Central Ohio Educational Service Center, Seneca County, Ohio, as of June 30, 2018, and the respective changes in financial position thereof for the year then ended in accordance with the accounting principles generally accepted in the United States of America.

Emphasis of Matter

As discussed in Note 3 to the financial statements, during fiscal year 2018, the ESC adopted new accounting guidance in Governmental Accounting Standards Board (GASB) Statement No. 75, *Accounting and Financial Reporting for Postemployment Benefits Other than Pensions*. We did not modify our opinion regarding this matter.

Other Matters

Required Supplementary Information

Accounting principles generally accepted in the United States of America require this presentation to include *management's discussion and analysis*, and schedules of net pension and other post-employment benefit liabilities and pension and other post-employment benefit contributions listed in the table of contents, to supplement the basic financial statements. Although this information is not part of the basic financial statements, the Governmental Accounting Standards Board considers it essential for placing the basic financial statements in an appropriate operational, economic, or historical context. We applied certain limited procedures to the required supplementary information in accordance with auditing standards generally accepted in the United States of America, consisting of inquiries of management about the methods of preparing the information and comparing the information for consistency with management's responses to our inquiries, to the basic financial statements, and other knowledge we obtained during our audit of the basic financial statements. We do not opine or provide any assurance on the information because the limited procedures do not provide us with sufficient evidence to opine or provide any other assurance.

Supplementary and Other Information

Our audit was conducted to opine on the ESC's basic financial statements taken as a whole.

The Schedules of Revenues, Expenditures and Changes in Fund Balance – Budget and Actual (Non-GAAP Budgetary Basis) General fund and Miscellaneous State Grants fund present additional analysis and are not a required part of the basic financial statements.

The Schedule of Receipts and Expenditures of Federal Awards presents additional analysis as required by Title 2 U.S. Code of Federal Regulations (CFR) Part 200, Uniform Administrative Requirements, Cost Principles, and Audit Requirements for Federal Awards and is not a required part of the financial statements.

The Schedules are management's responsibility, and derive from and relate directly to the underlying accounting and other records used to prepare the basic financial statements. We subjected this information to the auditing procedures we applied to the basic financial statements. We also applied certain additional procedures, including comparing and reconciling this information directly to the underlying accounting and other records used to prepare the basic financial statements or to the basic financial statements themselves in accordance with auditing standards generally accepted in the United States of America. In our opinion,

this information is fairly stated in all material respects in relation to the basic financial statements taken as a whole.

Other Reporting Required by Government Auditing Standards

In accordance with *Government Auditing Standards*, we have also issued our report dated February 15, 2019, on our consideration of the ESC's internal control over financial reporting and our tests of its compliance with certain provisions of laws, regulations, contracts and grant agreements and other matters. That report describes the scope of our internal control testing over financial reporting and compliance, and the results of that testing, and does not opine on internal control over financial reporting or on compliance. That report is an integral part of an audit performed in accordance with *Government Auditing Standards* in considering the ESC's internal control over financial reporting and compliance.



Keith Faber
Auditor of State

Columbus, Ohio

February 15, 2019

This page intentionally left blank.

**NORTH CENTRAL OHIO EDUCATIONAL SERVICE CENTER
SENECA COUNTY**

MANAGEMENT'S DISCUSSION AND ANALYSIS
FOR THE FISCAL YEAR ENDED JUNE 30, 2018
(UNAUDITED)

The management's discussion and analysis of the North Central Ohio Educational Service Center's (the ESC) financial performance provides an overall review of the ESC's financial activities for the fiscal year ended June 30, 2018. The intent of this discussion and analysis is to look at the ESC's financial performance as a whole; readers should also review the basic financial statements and the notes to the basic financial statements to enhance their understanding of the ESC's financial performance.

Financial Highlights

Key financial highlights for fiscal year 2018 are as follows:

- In total, net position of governmental activities increased \$10,938,923 which represents a 26.10% increase from 2017's restated net position.
- General revenues accounted for \$1,088,489 in revenue or 5.44% of all revenues. Program specific revenues in the form of charges for services and sales and grants and contributions accounted for \$18,925,008 or 94.56% of total revenues of \$20,013,497.
- The ESC had \$9,074,574 in expenses related to governmental activities; these expenses were offset by program specific charges for services, grants or contributions of \$18,925,008. General revenues supporting governmental activities (primarily unrestricted grants and entitlements) of \$1,088,489 were also available for these programs.
- The ESC's two major governmental funds are the General fund and the Miscellaneous State Grants fund. The General fund had \$18,023,341 in revenues and \$17,672,181 in expenditures and other financing uses. During fiscal year 2018, the General fund's fund balance increased \$351,160 from a deficit balance of \$1,258,745 to a deficit balance of \$907,585.
- The Miscellaneous State Grants fund had \$569,230 in revenues and other financing sources and \$562,414 in expenditures. During fiscal year 2018, the Miscellaneous State Grants fund's fund balance increased \$6,816 from a deficit fund balance of \$13,060 to a deficit balance of \$6,244.

Using these Basic Financial Statements

This annual report consists of a series of financial statements and notes to those statements. These statements are organized so the reader can understand the ESC as a financial whole, an entire operating entity. The statements then proceed to provide an increasingly detailed look at specific financial activities.

The *statement of net position* and *statement of activities* provide information about the activities of the whole ESC, presenting both an aggregate view of the ESC's finances and a longer-term view of those finances. Fund financial statements provide the next level of detail. For governmental funds, these statements tell how services were financed in the short-term as well as what remains for future spending. The fund financial statements also look at the ESC's most significant funds with all other nonmajor funds presented in total in one column. In the case of the ESC, the General fund and the Miscellaneous State Grants fund are by far the most significant funds, and the only two governmental funds reported as major funds.

Reporting the ESC as a Whole

Statement of Net Position and the Statement of Activities

While this document contains the large number of funds used by the ESC to provide programs and activities, the view of the ESC as a whole looks at all financial transactions and asks the question, "How did we do financially during 2018?" The statement of net position and the statement of activities answer this question. These statements include

**NORTH CENTRAL OHIO EDUCATIONAL SERVICE CENTER
SENECA COUNTY**

MANAGEMENT'S DISCUSSION AND ANALYSIS
FOR THE FISCAL YEAR ENDED JUNE 30, 2018
(UNAUDITED)
(Continued)

all assets, deferred outflows of resources, liabilities, deferred inflows of resources, revenues and expenses using the *accrual basis of accounting* similar to the accounting used by most private-sector companies. This basis of accounting will take into account all of the current year's revenues and expenses regardless of when cash is received or paid.

These two statements report the ESC's *net position* and changes in that position. This change in net position is important because it tells the reader that, for the ESC as a whole, the *financial position* of the ESC has improved or diminished. The causes of this change may be the result of many factors, some financial, some not.

In the statement of net position and the statement of activities, the governmental activities include the ESC's programs and services, including instruction, support services, operation and maintenance of plant, pupil transportation, extracurricular activities, and food service operations.

Reporting the ESC's Most Significant Funds

Fund Financial Statements

Fund financial reports provide detailed information about the ESC's major funds. The ESC uses many funds to account for a multitude of financial transactions. However, these fund financial statements focus on the ESC's most significant funds. The ESC's major governmental funds are the General fund and the Miscellaneous State Grants fund.

Governmental Funds

Most of the ESC's activities are reported in governmental funds, which focus on how money flows into and out of those funds and the balances left at year-end available for spending in future periods. These funds are reported using an accounting method called *modified accrual* accounting, which measures cash and all other *financial assets* than can readily be converted to cash. The governmental fund financial statements provide a detailed *short-term* view of the ESC's general government operations and the basic services it provides. Governmental fund information helps you determine whether there are more or fewer financial resources that can be spent in the near future to finance educational programs. The relationship (or differences) between governmental *activities* (reported in the statement of net position and the statement of activities) and governmental *funds* is reconciled in the basic financial statements.

Reporting the ESC's Fiduciary Responsibilities

The ESC is the trustee, or fiduciary, for its scholarship programs. This activity is presented as a private-purpose trust fund. The ESC also acts in a trustee capacity as an agent for individuals or other entities. These activities are reported in agency funds. All of the ESC's fiduciary activities are reported in separate statements of fiduciary net position and changes in fiduciary net position. These activities are excluded from the ESC's other financial statements because the assets cannot be utilized by the ESC to finance its operations.

Notes to the Basic Financial Statements

The notes provide additional information that is essential to a full understanding of the data provided in the government-wide and fund financial statements.

Required Supplementary Information

In addition to the basic financial statements and accompanying notes, this report also presents certain required supplementary information concerning the ESC's net pension liability and net OPEB liability.

**NORTH CENTRAL OHIO EDUCATIONAL SERVICE CENTER
SENECA COUNTY**

MANAGEMENT'S DISCUSSION AND ANALYSIS
FOR THE FISCAL YEAR ENDED JUNE 30, 2018
(UNAUDITED)
(Continued)

Supplementary Information

The ESC has presented budgetary comparison schedules for the General fund and Miscellaneous State Grants fund as supplementary information.

The ESC as a Whole

The statement of net position provides the perspective of the ESC as a whole. The table below provides a summary of the ESC's net position at June 30, 2018 and June 30, 2017. The net position at June 30, 2017 has been restated as described in Note 3.A.

	Net Position	
	Governmental Activities <u>2018</u>	Restated Governmental Activities <u>2017</u>
<u>Assets</u>		
Current assets	\$ 2,252,000	\$ 1,988,567
Capital assets, net	<u>3,656,408</u>	<u>3,672,655</u>
Total assets	<u>5,908,408</u>	<u>5,661,222</u>
<u>Deferred Outflows of Resources</u>		
Pension	7,721,724	7,426,314
OPEB	<u>410,827</u>	<u>74,770</u>
Total deferred outflows of resources	<u>8,132,551</u>	<u>7,501,084</u>
<u>Liabilities</u>		
Current liabilities	2,452,117	2,561,079
Long-term liabilities:		
Due within one year	330,675	295,472
Due in more than one year:		
Net pension liability	25,182,227	37,830,376
Net OPEB liability	6,529,053	8,271,078
Other amounts	<u>3,890,161</u>	<u>3,804,599</u>
Total liabilities	<u>38,384,233</u>	<u>52,762,604</u>
<u>Deferred Inflows of Resources</u>		
Pension	5,323,514	2,316,144
OPEB	<u>1,310,731</u>	<u>-</u>
Total deferred inflows of resources	<u>6,634,245</u>	<u>2,316,144</u>
<u>Net Position</u>		
Net investment in capital assets	772,020	778,594
Restricted	547,990	522,030
Unrestricted (deficit)	<u>(32,297,529)</u>	<u>(43,217,066)</u>
Total net position (deficit)	<u>\$ (30,977,519)</u>	<u>\$ (41,916,442)</u>

The net pension liability (NPL) is the largest single liability reported by the ESC at June 30, 2018 and is reported pursuant to GASB Statement 68, "Accounting and Financial Reporting for Pensions—an Amendment of GASB Statement 27." For fiscal year 2018, the ESC adopted GASB Statement 75, "Accounting and Financial Reporting

**NORTH CENTRAL OHIO EDUCATIONAL SERVICE CENTER
SENECA COUNTY**

MANAGEMENT'S DISCUSSION AND ANALYSIS
FOR THE FISCAL YEAR ENDED JUNE 30, 2018
(UNAUDITED)
(Continued)

for Postemployment Benefits Other Than Pensions,” which significantly revises accounting for costs and liabilities related to other postemployment benefits (OPEB). For reasons discussed below, many end users of this financial statement will gain a clearer understanding of the ESC’s actual financial condition by adding deferred inflows related to pension and OPEB, the net pension liability and the net OPEB liability to the reported net position and subtracting deferred outflows related to pension and OPEB.

Governmental Accounting Standards Board standards are national and apply to all government financial reports prepared in accordance with generally accepted accounting principles. Prior accounting for pensions (GASB 27) and postemployment benefits (GASB 45) focused on a funding approach. This approach limited pension and OPEB costs to contributions annually required by law, which may or may not be sufficient to fully fund each plan’s *net pension liability* or *net OPEB liability*. GASB 68 and GASB 75 take an earnings approach to pension and OPEB accounting; however, the nature of Ohio’s statewide pension/OPEB plans and state law governing those systems requires additional explanation in order to properly understand the information presented in these statements.

GASB 68 and GASB 75 require the net pension liability and the net OPEB liability to equal the ESC’s proportionate share of each plan’s collective:

1. Present value of estimated future pension/OPEB benefits attributable to active and inactive employees’ past service.
2. Minus plan assets available to pay these benefits.

GASB notes that pension and OPEB obligations, whether funded or unfunded, are part of the “employment exchange” – that is, the employee is trading his or her labor in exchange for wages, benefits, and the promise of a future pension and other postemployment benefits. GASB noted that the unfunded portion of this promise is a present obligation of the government, part of a bargained-for benefit to the employee, and should accordingly be reported by the government as a liability since they received the benefit of the exchange. However, the ESC is not responsible for certain key factors affecting the balance of these liabilities. In Ohio, the employee shares the obligation of funding pension benefits with the employer. Both employer and employee contribution rates are capped by State statute. A change in these caps requires action of both Houses of the General Assembly and approval of the Governor. Benefit provisions are also determined by State statute. The Ohio Revised Code permits, but does not require, the retirement systems to provide healthcare to eligible benefit recipients. The retirement systems may allocate a portion of the employer contributions to provide for these OPEB benefits.

The employee enters the employment exchange with the knowledge that the employer’s promise is limited not by contract but by law. The employer enters the exchange also knowing that there is a specific, legal limit to its contribution to the retirement system. In Ohio, there is no legal means to enforce the unfunded liability of the pension/OPEB plan *as against the public employer*. State law operates to mitigate/lessen the moral obligation of the public employer to the employee, because all parties enter the employment exchange with notice as to the law. The retirement system is responsible for the administration of the pension and OPEB plans.

Most long-term liabilities have set repayment schedules or, in the case of compensated absences (i.e. sick and vacation leave), are satisfied through paid time-off or termination payments. There is no repayment schedule for the net pension liability or the net OPEB liability. As explained above, changes in benefits, contribution rates, and return on investments affect the balance of these liabilities but are outside the control of the local government. In the event that contributions, investment returns, and other changes are insufficient to keep up with required payments, State statute does not assign/identify the responsible party for the unfunded portion. Due to the unique nature of how the net pension liability and the net OPEB liability are satisfied, these liabilities are separately identified within the long-term liability section of the statement of net position.

**NORTH CENTRAL OHIO EDUCATIONAL SERVICE CENTER
SENECA COUNTY**

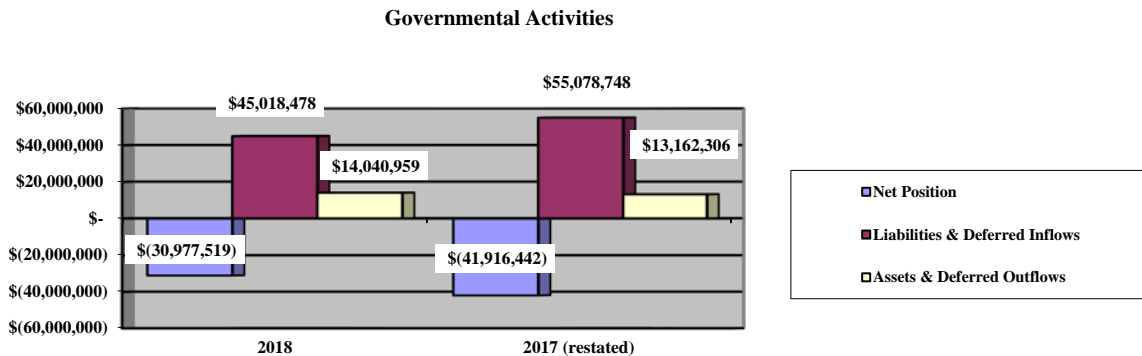
MANAGEMENT'S DISCUSSION AND ANALYSIS
FOR THE FISCAL YEAR ENDED JUNE 30, 2018
(UNAUDITED)
(Continued)

In accordance with GASB 68 and GASB 75, the ESC's statements prepared on an accrual basis of accounting include an annual pension expense and an annual OPEB expense for their proportionate share of each plan's *change* in net pension liability and net OPEB liability, respectively, not accounted for as deferred inflows/outflows.

As a result of implementing GASB 75, the ESC is reporting a net OPEB liability and deferred inflows/outflows of resources related to OPEB on the accrual basis of accounting. This implementation also had the effect of restating net position at June 30, 2017, from a deficit balance of \$33,720,134 to a deficit balance of \$41,916,442.

Over time, net position can serve as a useful indicator of a government's financial position. At June 30, 2018, the ESC's liabilities and deferred inflows exceeded assets and deferred outflows by \$30,977,519. Of this total, \$547,990 is restricted in use leaving the ESC with unrestricted net position with a deficit of \$32,297,529.

The graph below illustrates the ESC's governmental activities assets, liabilities, and net position at June 30, 2018 and June 30, 2017. The net position at June 30, 2017 has been restated as described in Note 3.A.



The table below shows the change in net position for fiscal years 2018 and 2017. The net position at June 30, 2017 has been restated as described in Note 3.A.

	Change in Net Position	
	Governmental Activities 2018	Restated Governmental Activities 2017
<u>Revenues</u>		
Program revenues:		
Charges for services and sales	\$ 16,971,778	\$ 15,797,231
Operating grants and contributions	1,953,230	2,505,250
General revenues:		
Grants and entitlements, unrestricted	869,635	856,128
Investment earnings	14,335	7,468
Other	204,519	189,636
Total revenues	20,013,497	19,355,713

(Continued)

**NORTH CENTRAL OHIO EDUCATIONAL SERVICE CENTER
SENECA COUNTY**

MANAGEMENT'S DISCUSSION AND ANALYSIS
FOR THE FISCAL YEAR ENDED JUNE 30, 2018
(UNAUDITED)
(Continued)

Change in Net Position (Continued)

	Governmental Activities <u>2018</u>	Restated Governmental Activities <u>2017</u>
<u>Expenses</u>		
Program expenses:		
Instruction:		
Regular	\$ 830,599	\$ 1,969,798
Special	1,706,948	3,931,432
Vocational	144,412	388,117
Other	122,064	235,613
Support services:		
Pupil	1,641,056	4,133,477
Instructional staff	1,641,178	3,423,184
Board of education	111,711	76,559
Administration	892,803	1,810,280
Fiscal	466,971	927,378
Business	104,416	212,469
Operations and maintenance	372,565	481,511
Pupil transportation	42,890	111,565
Central	766,671	1,061,853
Operations of non-instructional services:		
Other non-instructional services	62,671	258,665
Food service operations	10,953	32,199
Extracurricular activities	1,542	5,299
Intergovernmental	63,190	450,000
Interest and fiscal charges	<u>91,934</u>	<u>100,879</u>
 Total expenses	 <u>9,074,574</u>	 <u>19,610,278</u>
Change in net position	10,938,923	(254,565)
Net position (deficit) at beginning of year (restated)	<u>(41,916,442)</u>	<u>N/A</u>
Net position (deficit) at end of year	<u>\$ (30,977,519)</u>	<u>\$ (41,916,442)</u>

The information necessary to restate the 2017 beginning balances and the 2017 OPEB expense amounts for the effects of the initial implementation of GASB 75 is not available. Therefore, 2017 functional expenses still include OPEB expense of \$74,770 computed under GASB 45. GASB 45 required recognizing OPEB expense equal to the contractually required contributions to the plan. Under GASB 75, OPEB expense represents additional amounts earned, adjusted by deferred inflows/outflows. The contractually required contribution is no longer a component of OPEB expense. Under GASB 75, the 2018 statements report negative OPEB expense of \$670,722.

Consequently, in order to compare 2018 total program expenses to 2017, the following adjustments are needed:

**NORTH CENTRAL OHIO EDUCATIONAL SERVICE CENTER
SENECA COUNTY**

MANAGEMENT'S DISCUSSION AND ANALYSIS
FOR THE FISCAL YEAR ENDED JUNE 30, 2018
(UNAUDITED)
(Continued)

Total 2018 program expenses under GASB 75	\$ 9,074,574
Negative OPEB expense under GASB 75	670,722
2018 contractually required contributions	<u>96,629</u>
Adjusted 2018 program expenses	9,841,925
Total 2017 program expenses under GASB 45	<u>19,610,278</u>
Decrease in program expenses not related to OPEB	<u>\$ (9,768,353)</u>

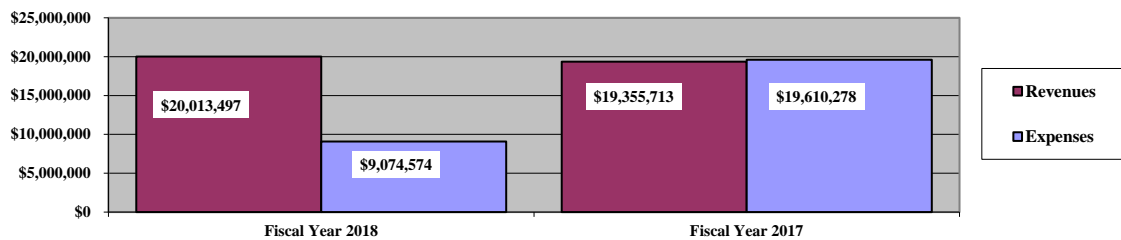
Expenses of the governmental activities decreased \$10,535,704 or 53.73%. This decrease is primarily the result of the State Teachers Retirement System (STRS) indefinitely suspending the Cost of Living Adjustment ("COLA") and the School Employees Retirement System (SERS) lowering the COLA from 3.00% to 2.50%. On an accrual basis, the ESC reported (\$8,181,648) in pension expense and (\$670,722) in OPEB expense mainly due to these benefit changes.

Governmental Activities

Net position of the ESC's governmental activities increased \$10,938,923. Total governmental expenses of \$9,074,574 were adequately offset by program revenues of \$18,925,008 and general revenues of \$1,088,489. Program revenues supported 208.55% of the total governmental expenses. The primary sources of revenue for governmental activities are derived from contract services and charges for services. These revenue sources represent 84.80% of total governmental revenue.

The graph below presents the ESC's governmental activities revenues and expenses for fiscal year 2018 and 2017.

Governmental Activities - Revenues and Expenses



The statement of activities shows the cost of program services and the charges for services and grants offsetting those services. The following table shows, for governmental activities, the total cost of services and the net cost of services. That is, it identifies the cost of these services supported by unrestricted State grants and entitlements, and other general revenues not restricted to a specific program.

**NORTH CENTRAL OHIO EDUCATIONAL SERVICE CENTER
SENECA COUNTY**

MANAGEMENT'S DISCUSSION AND ANALYSIS
FOR THE FISCAL YEAR ENDED JUNE 30, 2018
(UNAUDITED)
(Continued)

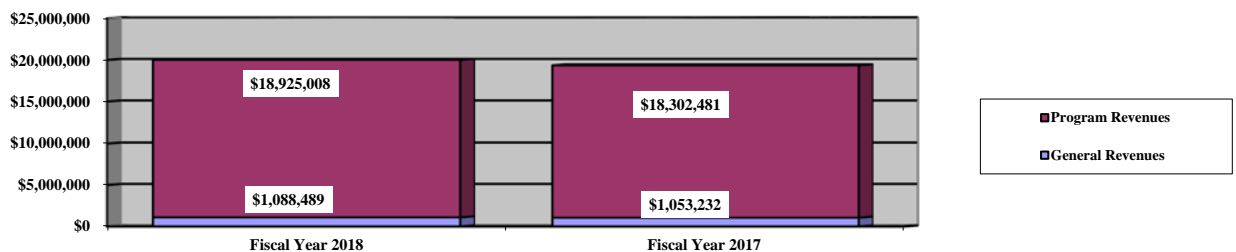
Governmental Activities

	Total Cost of Services <u>2018</u>	Net Cost of Services <u>2018</u>	Restated Total Cost of Services <u>2017</u>	Restated Net Cost of Services <u>2017</u>
Program expenses				
Instruction:				
Regular	\$ 830,599	\$ (1,178,448)	\$ 1,969,798	\$ 125,563
Special	1,706,948	(2,700,613)	3,931,432	(47,186)
Vocational	144,412	144,412	388,117	388,117
Other	122,064	122,064	235,613	235,613
Support services:				
Pupil	1,641,056	(2,561,409)	4,133,477	(40,675)
Instructional staff	1,641,178	(1,861,434)	3,423,184	(23,921)
Board of education	111,711	111,711	76,559	76,508
Administration	892,803	(1,138,081)	1,810,280	(11,418)
Fiscal	466,971	(409,729)	927,378	(7,614)
Business	104,416	104,416	212,469	212,469
Operations and maintenance	372,565	(130,276)	481,511	(27,644)
Pupil transportation	42,890	42,890	111,565	111,565
Central	766,671	(545,023)	1,061,853	(41,838)
Operations of non-instructional services:				
Other non-instructional services	62,671	61,054	258,665	254,906
Food service operations	10,953	10,953	32,199	(397)
Extracurricular activities	1,542	(14,855)	5,299	2,870
Intergovernmental	63,190	-	450,000	-
Interest and fiscal charges	91,934	91,934	100,879	100,879
Total expenses	<u>\$ 9,074,574</u>	<u>\$ (9,850,434)</u>	<u>\$ 19,610,278</u>	<u>\$ 1,307,797</u>

For all governmental activities, program revenue support is 208.55%. The primary support for the ESC is contracted fees for services provided to other districts.

The graph below presents the ESC's governmental activities revenues for fiscal year 2018 and 2017.

Governmental Activities - General and Program Revenues



**NORTH CENTRAL OHIO EDUCATIONAL SERVICE CENTER
SENECA COUNTY**

MANAGEMENT'S DISCUSSION AND ANALYSIS
FOR THE FISCAL YEAR ENDED JUNE 30, 2018
(UNAUDITED)
(Continued)

The ESC's Funds

The ESC's governmental funds reported a combined fund balance deficit of \$871,562, which reflects a smaller deficit than the \$1,229,061 in fiscal year 2017. The schedule below indicates the fund balance and the total change in fund balance as of June 30, 2018 and 2017.

	Fund Balance (deficit) <u>June 30, 2018</u>	Fund Balance (deficit) <u>June 30, 2017</u>	<u>Change</u>	<u>Percentage Change</u>
General	\$ (907,585)	\$ (1,258,745)	\$ 351,160	27.90 %
Miscellaneous State Grants	(6,244)	(13,060)	6,816	52.19 %
Other Governmental	<u>42,267</u>	<u>42,744</u>	<u>(477)</u>	(1.12) %
Total	<u>\$ (871,562)</u>	<u>\$ (1,229,061)</u>	<u>\$ 357,499</u>	29.09 %

General Fund

The ESC's General fund balance increased by \$351,160.

Revenues of the General fund increased \$1,105,718 or 6.54%. Earnings on investment increased \$6,867 or 91.95% due to an increase in the amount of interest earned on investments. Contract services increased \$543,702 or 13.34% due to fluctuation in contract services with the ESC.

Expenditures of the General fund increased \$685,525 or 4.08%. Non-instructional services decreased \$90,788 or 35.73% due to a decrease in expenses related to non-instructional services. Capital outlay decreased \$31,516 or 100% due to less money being spent on projects.

The table that follows assists in illustrating the financial activities and fund balance of the General fund.

**NORTH CENTRAL OHIO EDUCATIONAL SERVICE CENTER
SENECA COUNTY**

MANAGEMENT'S DISCUSSION AND ANALYSIS
FOR THE FISCAL YEAR ENDED JUNE 30, 2018
(UNAUDITED)
(Continued)

	2018 <u>Amount</u>	2017 <u>Amount</u>	<u>Change</u>	Percentage <u>Change</u>
<u>Revenues</u>				
Tuition	\$ 11,743,514	\$ 11,269,090	\$ 474,424	4.21 %
Earnings on investments	14,335	7,468	6,867	91.95 %
Contributions and donations	10,630	18,679	(8,049)	(43.09) %
Contract services	4,617,942	4,074,240	543,702	13.34 %
Other revenues	767,285	692,018	75,267	10.88 %
Intergovernmental	<u>869,635</u>	<u>856,128</u>	<u>13,507</u>	1.58 %
Total	<u>\$ 18,023,341</u>	<u>\$ 16,917,623</u>	<u>\$ 1,105,718</u>	6.54 %
<u>Expenditures</u>				
Instruction	\$ 6,471,674	\$ 5,981,226	\$ 490,448	8.20 %
Support services	10,804,493	10,481,982	322,511	3.08 %
Non-instructional services	163,299	254,087	(90,788)	(35.73) %
Extracurricular activities	-	3,472	(3,472)	(100.00) %
Capital outlay	-	31,516	(31,516)	(100.00) %
Debt service	<u>29,627</u>	<u>31,285</u>	<u>(1,658)</u>	(5.30) %
Total	<u>\$ 17,469,093</u>	<u>\$ 16,783,568</u>	<u>\$ 685,525</u>	4.08 %

Miscellaneous State Grant Fund

The Miscellaneous State Grant fund had \$569,230 in revenues and other financing sources and \$562,414 in expenditures. During fiscal year 2018, the Miscellaneous State Grants' fund balance increased \$6,816 from a deficit balance of \$13,060 to a deficit balance of \$6,244. The increase in fund balance was the result of a receivable due from Seneca County and Tiffin City School District for the repayment of the Local Government Initiative Fund (LGIF) loans.

Capital Assets and Debt Administration

Capital Assets

At the end of fiscal year 2018, the ESC had \$3,656,408 invested in land, buildings and improvements, furniture and equipment and vehicles and software. This entire amount is reported in governmental activities. The following table shows June 30, 2018 balances compared to June 30, 2017.

**NORTH CENTRAL OHIO EDUCATIONAL SERVICE CENTER
SENECA COUNTY**

MANAGEMENT'S DISCUSSION AND ANALYSIS
FOR THE FISCAL YEAR ENDED JUNE 30, 2018
(UNAUDITED)
(Continued)

**Capital Assets at June 30
(Net of Depreciation)**

	Governmental Activities <u>2018</u>	Governmental Activities <u>2017</u>
Land	\$ 148,850	\$ 148,850
Building and improvements	3,227,389	3,302,547
Furniture and equipment	280,169	188,595
Vehicles	<u>-</u>	<u>32,663</u>
Total	<u>\$ 3,656,408</u>	<u>\$ 3,672,655</u>

The overall decrease in capital assets of \$16,247 is due to depreciation expense of \$141,213 and disposals (net of accumulated depreciation) of \$58,895 exceeding capital outlays of \$183,861.

See Note 7 to the basic financial statements for additional information on the ESC's capital assets.

Debt Administration

At June 30, 2018, the ESC had a \$3,486,871 in promissory notes, loans, and capital leases outstanding. Of this amount, \$204,341 is due in one year with the remaining amount of \$3,282,530 due within more than one year. The following table summarizes the promissory note and capital lease outstanding.

Outstanding Debt, at Year End

	Governmental Activities <u>2018</u>	Governmental Activities <u>2017</u>
Promissory note	\$ 2,710,000	\$ 2,855,000
Capital lease	11,050	39,061
IT Loan	265,821	-
LGIF loan payable	<u>500,000</u>	<u>450,000</u>
Total	<u>\$ 3,486,871</u>	<u>\$ 3,344,061</u>

See Note 9 to the basic financial statements for further detail on the ESC's debt administration.

Current Financial Related Activities

Fiscal year 2018 continued to be a time in which all Ohio schools face financial challenges. In fiscal year 2018, the ESC submitted a High Performing ESC application to ODE demonstrating that we provided a total savings of \$1,186,180.84, which was equal to 44.33% in the selected five areas of Speech, Hearing, Special Ed Supervision, Preschool, and Gifted Teacher services provided to our districts during the prior fiscal year. As a result, we received the High Performing ESC designation for fiscal year 2018 and were able to retain our per pupil amount of \$26, instead of it being reduced to \$24 if our application had not been submitted and approved.

**NORTH CENTRAL OHIO EDUCATIONAL SERVICE CENTER
SENECA COUNTY**

MANAGEMENT'S DISCUSSION AND ANALYSIS
FOR THE FISCAL YEAR ENDED JUNE 30, 2018
(UNAUDITED)
(Continued)

Our ESC continues to grow by providing new services, programs, technology, professional development and special education services on behalf of the schools we serve through cost effective delivery and quality customer service to meet the educational needs of our partners. The ESC relies heavily on contracts with local, city, and exempted village school districts in Crawford, Seneca, Sandusky, Marion, Morrow, Union, and Wyandot Counties since the State Subsidy amount comprises less than 7% of our overall funding sources. In fiscal year 2018 we obtained a five-year contract for \$406,510 with Tri Rivers Career Center to employ an Internal Evaluator for their Straight A Grant. Additionally, we contracted with several other districts for project management and external evaluators for their Straight A grants for a total of \$193,510.

In fiscal year 2018, Tiffin City Schools renewed their alignment to the ESC beginning July 1, 2018. The Greater Summit County Early Learning Center increased their contract with the ESC for personnel services in fiscal year 2018, which resulted in new revenue of \$185,842.78. We also opened new typical preschool units in Old Fort and Carey at the district's request. The demands for services of Curriculum Consultants, Vision Specialist, and Hearing Impaired Specialists have increased as well, which will help to offset the loss of services to Rushmore Academy in fiscal year 2019 due to the school's closure. Marion City Schools has also reduced services beginning in fiscal year 2019, which have been offset by the reduction of staff that were employed specifically for their district. We continue to monitor expenditures and determine cost cutting measures to preserve our fund balance, while striving to develop new service areas to assist our districts in an ever-changing educational environment.

Contacting the ESC's Financial Management

This financial report is designed to provide our citizens, taxpayers, investors, and creditors with a general overview of the ESC's finances and to show the ESC's accountability for the money it receives. If you have questions about this report or need additional financial information contact Dawn Jacobs, Treasurer, North Central Ohio Educational Service Center, 928 West Market Street, Suite A, Tiffin, Ohio 44883-2529.

**NORTH CENTRAL OHIO EDUCATIONAL SERVICE CENTER
SENECA COUNTY**

STATEMENT OF NET POSITION
JUNE 30, 2018

	Governmental Activities
Assets:	
Equity in pooled cash and cash equivalents. . .	\$ 1,197,684
Receivables:	
Accounts.	67,510
Intergovernmental, net.	986,806
Capital assets:	
Nondepreciable capital assets	148,850
Depreciable capital assets, net.	3,507,558
Capital assets, net.	3,656,408
Total assets.	5,908,408
 Deferred outflows of resources:	
Pension	7,721,724
OPEB	410,827
Total deferred outflows of resources.	8,132,551
 Liabilities:	
Accounts payable.	126,228
Accrued wages and benefits payable	1,583,359
Pension and postemployment benefits payable	255,244
Intergovernmental payable.	30,140
Unearned revenue	450,596
Accrued interest payable.	6,550
Long-term liabilities:	
Due within one year.	330,675
Due in more than one year:	
Net pension liability.	25,182,227
Net OPEB liability.	6,529,053
Other amounts due in more than one year	3,890,161
Total liabilities	38,384,233
 Deferred inflows of resources:	
Pension	5,323,514
OPEB	1,310,731
Total deferred inflows of resources.	6,634,245
 Net position:	
Net investment in capital assets	772,020
Restricted for:	
Locally funded programs	25,195
State funded programs.	487,375
Federally funded programs	24,553
Other purposes	10,867
Unrestricted (deficit)	(32,297,529)
Total net position (deficit).	\$ (30,977,519)

SEE ACCOMPANYING NOTES TO THE BASIC FINANCIAL STATEMENTS

**NORTH CENTRAL OHIO EDUCATIONAL SERVICE CENTER
SENECA COUNTY**

STATEMENT OF ACTIVITIES
FOR THE FISCAL YEAR ENDED JUNE 30, 2018

	Expenses	Program Revenues		Net (Expense) Revenue and Changes in Net Position Governmental Activities
		Charges for Services and Sales	Operating Grants and Contributions	
Governmental activities:				
Instruction:				
Regular	\$ 830,599	\$ 1,940,631	\$ 68,416	\$ 1,178,448
Special	1,706,948	4,181,711	225,850	2,700,613
Vocational	144,412	-	-	(144,412)
Other	122,064	-	-	(122,064)
Support services:				
Pupil.	1,641,056	4,191,646	10,819	2,561,409
Instructional staff	1,641,178	2,501,162	1,001,450	1,861,434
Board of education	111,711	-	-	(111,711)
Administration.	892,803	1,748,902	281,982	1,138,081
Fiscal.	466,971	796,509	80,191	409,729
Business.	104,416	-	-	(104,416)
Operations and maintenance	372,565	431,587	71,254	130,276
Pupil transportation.	42,890	-	-	(42,890)
Central	766,671	1,176,712	134,982	545,023
Operation of non-instructional services:				
Other non-instructional services	62,671	1,202	415	(61,054)
Food service operations	10,953	-	-	(10,953)
Intergovernmental	63,190	-	63,190	-
Extracurricular activities.	1,542	1,716	14,681	14,855
Interest and fiscal charges	91,934	-	-	(91,934)
Total governmental activities	<u>\$ 9,074,574</u>	<u>\$ 16,971,778</u>	<u>\$ 1,953,230</u>	<u>9,850,434</u>
General revenues:				
Grants and entitlements not restricted to specific programs.				
				869,635
Investment earnings				
				14,335
Miscellaneous				
				204,519
Total general revenues.				<u>1,088,489</u>
Change in net position.				10,938,923
Net position (deficit) at beginning of year (restated).				<u>(41,916,442)</u>
Net position (deficit) at end of year.				<u>\$ (30,977,519)</u>

SEE ACCOMPANYING NOTES TO THE BASIC FINANCIAL STATEMENTS

**NORTH CENTRAL OHIO EDUCATIONAL SERVICE CENTER
SENECA COUNTY**

BALANCE SHEET
GOVERNMENTAL FUNDS
JUNE 30, 2018

	<u>General</u>	<u>Miscellaneous State Grants</u>	<u>Nonmajor Governmental Funds</u>	<u>Total Governmental Funds</u>
Assets:				
Equity in pooled cash and cash equivalents.	\$ 1,149,189	\$ -	\$ 48,495	\$ 1,197,684
Receivables:				
Accounts	67,510	-	-	67,510
Intergovernmental, net.	384,983	538,956	62,867	986,806
Due from other funds	6,430	-	-	6,430
Total assets	<u>\$ 1,608,112</u>	<u>\$ 538,956</u>	<u>\$ 111,362</u>	<u>\$ 2,258,430</u>
Liabilities:				
Accounts payable	\$ 112,514	\$ 6,640	\$ 7,074	\$ 126,228
Accrued wages and benefits payable	1,569,872	5,994	7,493	1,583,359
Compensated absences payable	3,191	-	-	3,191
Intergovernmental payable	21,419	3,896	4,825	30,140
Unearned revenue.	450,596	-	-	450,596
Pension and postemployment benefits payable	252,013	2,343	888	255,244
Due to other funds	-	4,221	2,209	6,430
Total liabilities.	<u>2,409,605</u>	<u>23,094</u>	<u>22,489</u>	<u>2,455,188</u>
Deferred inflows of resources:				
Intergovernmental revenue not available.	106,092	522,106	46,606	674,804
Total deferred inflows of resources	<u>106,092</u>	<u>522,106</u>	<u>46,606</u>	<u>674,804</u>
Fund balances:				
Restricted:				
Food service operations	-	-	10,867	10,867
Special education	-	-	2,576	2,576
Other purposes.	-	-	35,858	35,858
Unassigned (deficit).	(907,585)	(6,244)	(7,034)	(920,863)
Total fund balances (deficit)	<u>(907,585)</u>	<u>(6,244)</u>	<u>42,267</u>	<u>(871,562)</u>
Total liabilities, deferred inflows and fund balances	<u>\$ 1,608,112</u>	<u>\$ 538,956</u>	<u>\$ 111,362</u>	<u>\$ 2,258,430</u>

SEE ACCOMPANYING NOTES TO THE BASIC FINANCIAL STATEMENTS

**NORTH CENTRAL OHIO EDUCATIONAL SERVICE CENTER
SENECA COUNTY**

RECONCILIATION OF TOTAL GOVERNMENTAL FUND BALANCES TO
NET POSITION OF GOVERNMENTAL ACTIVITIES
JUNE 30, 2018

Total governmental fund balances (deficit)		\$	(871,562)
<i>Amounts reported for governmental activities on the statement of net position are different because:</i>			
Capital assets used in governmental activities are not financial resources and therefore are not reported in the funds.			3,656,408
Other long-term assets are not available to pay for current-period expenditures and therefore are deferred inflows in the funds.			
Accounts receivable	\$	5,916	
Contract service receivable		44,150	
Other receivable		56,129	
Intergovernmental receivable		568,609	
Total		568,609	674,804
The net pension liability is not due and payable in the current period; therefore, the liability and related deferred inflows/ outflows are not reported in governmental funds:			
Deferred outflows of resources - pension		7,721,724	
Deferred inflows of resources - pension		(5,323,514)	
Net pension liability		(25,182,227)	
Total		(25,182,227)	(22,784,017)
The net OPEB liability is not due and payable in the current period; therefore, the liability and related deferred inflows/ outflows are not reported in governmental funds:			
Deferred outflows of resources - OPEB		410,827	
Deferred inflows of resources - OPEB		(1,310,731)	
Net OPEB liability		(6,529,053)	
Total		(6,529,053)	(7,428,957)
Accrued interest payable is not due and payable in the current period and therefore is not reported in the funds.			(6,550)
Long-term liabilities are not due and payable in the current period and therefore are not reported in the funds.			
Notes payable		(2,710,000)	
Capital lease obligations		(11,050)	
Loans Payable		(765,821)	
Compensated absences		(730,774)	
Total		(4,217,645)	(4,217,645)
Net position (deficit) of governmental activities		\$	(30,977,519)

SEE ACCOMPANYING NOTES TO THE BASIC FINANCIAL STATEMENTS

**NORTH CENTRAL OHIO EDUCATIONAL SERVICE CENTER
SENECA COUNTY**

STATEMENT OF REVENUES, EXPENDITURES AND CHANGES IN FUND BALANCES
GOVERNMENTAL FUNDS
FOR THE FISCAL YEAR ENDED JUNE 30, 2018

	<u>General</u>	<u>Miscellaneous State Grants</u>	<u>Nonmajor Governmental Funds</u>	<u>Total Governmental Funds</u>
Revenues:				
From local sources:				
Tuition	\$ 11,743,514	\$ -	\$ -	\$ 11,743,514
Earnings on investments	14,335	-	-	14,335
Extracurricular	-	-	2,000	2,000
Contributions and donations	10,630	-	500	11,130
Contract services	4,617,942	-	3,983	4,621,925
Other local revenues	767,285	-	5,376	772,661
Intergovernmental - state	869,635	253,409	201,810	1,324,854
Intergovernmental - federal	-	-	1,453,698	1,453,698
Total revenues	<u>18,023,341</u>	<u>253,409</u>	<u>1,667,367</u>	<u>19,944,117</u>
Expenditures:				
Current:				
Instruction:				
Regular	1,821,316	-	83,996	1,905,312
Special	4,005,083	-	227,504	4,232,587
Vocational	328,069	-	-	328,069
Other	317,206	-	-	317,206
Support services:				
Pupil	4,014,600	-	11,593	4,026,193
Instructional staff	2,387,183	214,979	908,031	3,510,193
Board of education	120,513	-	2,500	123,013
Administration	1,683,845	14,469	259,617	1,957,931
Fiscal	762,865	9,441	75,813	848,119
Business	192,117	-	-	192,117
Operations and maintenance	413,357	6,877	67,296	487,530
Pupil transportation	103,003	-	-	103,003
Central	1,127,010	252,631	17,907	1,397,548
Operation of non-instructional services:				
Other non-instructional services	163,299	827	1,080	165,206
Food service operations	-	-	16,733	16,733
Intergovernmental	-	63,190	-	63,190
Extracurricular activities	-	-	1,542	1,542
Debt service:				
Principal retirement	28,011	-	145,000	173,011
Interest and fiscal charges	1,616	-	87,320	88,936
Total expenditures	<u>17,469,093</u>	<u>562,414</u>	<u>1,905,932</u>	<u>19,937,439</u>
Excess (deficiency) of revenues over (under) expenditures	<u>554,248</u>	<u>(309,005)</u>	<u>(238,565)</u>	<u>6,678</u>
Other financing sources (uses):				
Sale of capital assets	-	-	35,000	35,000
Loan proceeds	-	315,821	-	315,821
Transfers in	-	-	203,088	203,088
Transfers (out)	<u>(203,088)</u>	<u>-</u>	<u>-</u>	<u>(203,088)</u>
Total other financing sources (uses)	<u>(203,088)</u>	<u>315,821</u>	<u>238,088</u>	<u>350,821</u>
Net change in fund balances	351,160	6,816	(477)	357,499
Fund balances (deficit) at beginning of year	<u>(1,258,745)</u>	<u>(13,060)</u>	<u>42,744</u>	<u>(1,229,061)</u>
Fund balances (deficit) at end of year	<u>\$ (907,585)</u>	<u>\$ (6,244)</u>	<u>\$ 42,267</u>	<u>\$ (871,562)</u>

SEE ACCOMPANYING NOTES TO THE BASIC FINANCIAL STATEMENTS

**NORTH CENTRAL OHIO EDUCATIONAL SERVICE CENTER
SENECA COUNTY**

RECONCILIATION OF THE STATEMENT OF REVENUES, EXPENDITURES
AND CHANGES IN FUND BALANCES OF GOVERNMENTAL FUNDS
TO THE STATEMENT OF ACTIVITIES
FOR THE FISCAL YEAR ENDED JUNE 30, 2018

Net change in fund balances - total governmental funds	\$	357,499
<i>Amounts reported for governmental activities in the statement of activities are different because:</i>		
Governmental funds report capital outlays as expenditures. However, in the statement of activities, the cost of those assets is allocated over their useful lives as depreciation expense.		
Capital asset additions	\$ 183,861	
Current year depreciation	(141,213)	
Total		42,648
The net effect of various miscellaneous transactions involving capital assets (i.e., sales, disposals, trade-ins, and donations) is to decrease net position.		(58,895)
Revenues in the statement of activities that do not provide current financial resources are not reported as revenues in the funds.		
Tuition	5,916	
Contract services	(3,562)	
Other local revenues	37,208	
Intergovernmental	29,818	
Total		69,380
Repayment of note and capital lease principal is an expenditure in the governmental funds, but the repayment reduces long-term liabilities on the statement of net position. Principal payments during the year were:		
Notes	145,000	
Capital leases	28,011	
Total		173,011
In the statement of activities, interest is accrued on outstanding notes, whereas in the governmental funds, an interest expenditure is reported when due. The following items resulted in less interest being reported in the statement of activities:		
Decrease in accrued interest payable		(2,998)
Issuances of loans are recorded as other financing sources in the funds; however, in the statement of activities, they are not reported as other financing sources as they increase liabilities on the statement of net position.		
Loans		(315,821)
Contractually required pension contributions are reported as expenditures in governmental funds; however, the statement of activities reports these amounts as deferred outflows.		
		1,754,541
Except for amounts reported as deferred inflows/outflows, changes in the net pension liability are reported as pension expense in the statement of activities.		
		8,181,648
Contractually required OPEB contributions are reported as expenditures in governmental funds; however, the statement of activities reports these amounts as deferred outflows.		
		96,629
Except for amounts reported as deferred inflows/outflows, changes in the net OPEB liability are reported as OPEB expense in the statement of activities.		
		670,722
Some expenses reported in the statement of activities, such as compensated absences, do not require the use of current financial resources and therefore are not reported as expenditures in governmental funds.		
		(29,441)
Change in net position of governmental activities	\$	10,938,923

SEE ACCOMPANYING NOTES TO THE BASIC FINANCIAL STATEMENTS

**NORTH CENTRAL OHIO EDUCATIONAL SERVICE CENTER
SENECA COUNTY**

STATEMENT OF FIDUCIARY NET POSITION
FIDUCIARY FUNDS
JUNE 30, 2018

	Private Purpose Trust	
	Scholarship	Agency
Assets:		
Equity in pooled cash and cash equivalents	\$ 1,067	\$ 2,548,591
Receivables:		
Intergovernmental.	-	12,935
Total assets.	1,067	\$ 2,561,526
Liabilities:		
Accounts payable.	-	\$ 1,692
Intergovernmental payable	-	2,559,834
Total liabilities	-	\$ 2,561,526
Net position:		
Held in trust for scholarships	1,067	
Total net position.	\$ 1,067	

SEE ACCOMPANYING NOTES TO THE BASIC FINANCIAL STATEMENTS

**NORTH CENTRAL OHIO EDUCATIONAL SERVICE CENTER
SENECA COUNTY**

STATEMENT OF CHANGES IN FIDUCIARY NET POSITION
FIDUCIARY FUNDS
FOR THE FISCAL YEAR ENDED JUNE 30, 2018

	<u>Private Purpose Trust</u>
	<u>Scholarship</u>
Net position at beginning of year.	\$ 1,067
Net position at end of year	<u>\$ 1,067</u>

SEE ACCOMPANYING NOTES TO THE BASIC FINANCIAL STATEMENTS

**NORTH CENTRAL OHIO EDUCATIONAL SERVICE CENTER
SENECA COUNTY**

**NOTES TO THE BASIC FINANCIAL STATEMENTS
FOR THE FISCAL YEAR ENDED JUNE 30, 2018**

NOTE 1 - DESCRIPTION OF THE EDUCATIONAL SERVICE CENTER

The North Central Ohio Educational Service Center (the ESC) is a body politic and corporate established for the purpose of exercising the rights and privileges conveyed to it by the constitution and laws of the State of Ohio. The ESC is organized under Section 3311.03 of the Ohio Revised Code. The ESC operates under an elected Board (9 members) and is an administrative entity providing supervision and various other services to the school districts located in Marion, Sandusky, Seneca, Union and Wyandot Counties. The Board is its own fiscal agent and issues its own financial statements. The ESC serves as fiscal agent for the Seneca County Family and Children First Council (the Council) with the rights and responsibilities established by Section 121.37 of the Ohio Revised Code. Council funds are maintained in a separate agency fund by the ESC.

The ESC provides regular and special instruction. The ESC also provides support services for the pupils, instructional staff, general and school administration, business and fiscal services and facilities acquisitions. The ESC is staffed by 173 noncertified employees and 172 certified employees.

NOTE 2 - SUMMARY OF SIGNIFICANT ACCOUNTING POLICIES

The basic financial statements of the ESC have been prepared in conformity with accounting principles generally accepted in the United States of America (GAAP) as applied to governmental units. The Governmental Accounting Standards Board (GASB) is the accepted standard-setting body for establishing governmental accounting and financial reporting principles. The ESC's significant accounting policies are described below.

A. Reporting Entity

The reporting entity has been defined in accordance with GASB Statement No. 14, "The Financial Reporting Entity" as amended by GASB Statement No. 39, "Determining Whether Certain Organizations Are Component Units" and GASB Statement No. 61, "The Financial Reporting Entity: Omnibus an amendment of GASB Statements No. 14 and No. 34". The reporting entity is composed of the primary government and component units. The primary government consists of all funds, departments, boards and agencies that are not legally separate from the ESC. For the ESC, this includes general operations, food service, and student related activities of the ESC.

Component units are legally separate organizations for which the ESC is financially accountable. The ESC is financially accountable for an organization if the ESC appoints a voting majority of the organization's Governing Board and (1) the ESC is able to significantly influence the programs or services performed or provided by the organization; or (2) the ESC is legally entitled to or can otherwise access the organization's resources; or (3) the ESC is legally obligated or has otherwise assumed the responsibility to finance the deficits of, or provide financial support to, the organization; or (4) the ESC is obligated for the debt of the organization. Component units may also include organizations that are fiscally dependent on the ESC in that the ESC approves the budget, the issuance of debt or the levying of taxes. Certain organizations are also included as component units if the nature and significance of the relationship between the primary government and the organization is such that exclusion by the primary government would render the primary government's financial statements incomplete or misleading. Based upon the application of these criteria, the ESC has no component units. The basic financial statements of the reporting entity include only those of the ESC (the primary government).

The following organizations are described due to their relationship to the ESC:

**NORTH CENTRAL OHIO EDUCATIONAL SERVICE CENTER
SENECA COUNTY**

NOTES TO THE BASIC FINANCIAL STATEMENTS
FOR THE FISCAL YEAR ENDED JUNE 30, 2018
(Continued)

JOINTLY GOVERNED ORGANIZATIONS

Northern Ohio Educational Computer Association (NOECA)

NOECA is a jointly governed organization among forty-nine area school districts and ESC's. The jointly governed organization was formed for the purpose of applying modern technology with the aid of computers and other electronic equipment to the administrative and instructional functions among member school districts and ESC's. Each of the governments of these schools supports NOECA based upon a per pupil charge dependent upon the software package utilized. The NOECA assembly consists of a superintendent from each participating ESC and a representative from the fiscal agent. NOECA is governed by a Board of Directors chosen from the general membership of the NOECA Assembly. The Board of Directors consists of a representative from the fiscal agent, the chairman of each of the operating committees, and two Assembly members from each county in which participating districts are located. Each district's authority is limited to its representation on the Board. Financial information can be obtained by contacting Matt Bauer, who serves as Controller, at 2900 South Columbus Avenue, Sandusky, Ohio 44870.

North Central Ohio Regional Council of Governments (NCORcog)

NCORcog is a legally separate body politic and corporate served by an eight-member Board of Directors that meets the definition of regional Council of governments under Chapter 167 of the Ohio Revised Code. NCORcog is a regional source for shared services. Cost savings achieved are designed to not only maintain existing essential services, but to enhance them as well.

The initial founding members and Board of Directors are North Central Ohio ESC, Seneca County, the City of Tiffin, Clinton Township, Village of New Riegel, North Central Academy, Tiffin City School District, and Seneca East Local School District. The Superintendent of North Central Ohio ESC serves as Chair of the Board. The Chair is a non-voting member and shall only vote in the event of a tie. The Treasurer of North Central Ohio ESC serves as ex-officio/advisor for fiscal matters and is also a non-voting member. Membership is voluntary pursuant to resolution, ordinance or other appropriate action. Application of membership shall be subject to approval by the Board of Directors. Each political subdivision shall be entitled to one vote.

North Central Ohio ESC serves as the fiscal agent. NCORcog issues a publicly available, stand-alone financial report. The report may be obtained by writing to the Treasurer of the North Central Ohio ESC, 928 West Market Street, Tiffin, Ohio 44883.

PUBLIC ENTITY RISK POOLS

North Central Ohio Trust Regional Council of Governments (NCOT)

NCOT is a legally separate body politic and corporate organized as a regional Council of governments under Chapter 167 of the Ohio Revised Code consisting of the ESC, three school districts - Old Fort, Seneca East and Mohawk and one city school, Tiffin. NCOT is governed by an Assembly which consists of one representative from each participating school district and the ESC (usually the superintendent or designee). The Assembly elects officers for one year terms to serve as the Board of Directors. The Assembly exercises control over the operation of the NCOT. All NCOT revenues are generated from charges for services. NCOT was formed for the purpose of providing and administering health insurance benefits for member governments.

In the case of NCOT, the ESC serves as fiscal agent and custodian but is not accountable; therefore, the operations of NCOT has been excluded from the ESC's financial statements, but the funds held on behalf of NCOT are included in an agency fund. To obtain financial information, write Dawn Jacobs, Treasurer, North Central Ohio Educational Service Center, 928 West Market Street, Suite A, Tiffin, Ohio 44883.

**NORTH CENTRAL OHIO EDUCATIONAL SERVICE CENTER
SENECA COUNTY**

NOTES TO THE BASIC FINANCIAL STATEMENTS
FOR THE FISCAL YEAR ENDED JUNE 30, 2018
(Continued)

Ohio School Boards Association Workers' Compensation Group Rating Plan

The ESC participates in a group rating plan for workers' compensation as established under Section 4123.29 of the Ohio Revised Code. The Ohio School Boards Association Workers' Compensation Group Rating Plan (GRP) was established through the Ohio School Boards Association (OSBA) as a group purchasing pool.

B. Fund Accounting

The ESC uses funds to maintain its financial records during the year. A fund is defined as a fiscal and accounting entity with a self-balancing set of accounts. There are three categories of funds: governmental, proprietary, and fiduciary.

GOVERNMENTAL FUNDS

Governmental funds are those through which most governmental functions typically are financed. Governmental fund reporting focuses on the sources, uses and balances of current financial resources. Expendable assets are assigned to the various governmental funds according to the purposes for which they may or must be used. Current liabilities are assigned to the fund from which they will be paid. The difference between governmental fund assets plus deferred outflows of resources and liabilities plus deferred inflows of resources is reported as fund balance. The following are the ESC's major governmental funds:

General fund - The General fund is used to account for and report all financial resources not accounted for and reported in another fund. The General fund balance is available for any purpose provided it is expended or transferred according to the general laws of Ohio.

Miscellaneous State Grants fund - This fund is used to account for various monies received from state agencies which are not classified elsewhere.

Other governmental funds of the ESC are used to account for specific revenue sources that are restricted or committed to an expenditure for specified purposes.

PROPRIETARY FUND

Proprietary funds are used to account for the ESC's ongoing activities which are similar to those often found in the private sector. The ESC has no proprietary funds.

FIDUCIARY FUNDS

Fiduciary fund reporting focuses on net position and changes in net position. The fiduciary fund category is split into four classifications: pension trust funds, investment trust funds, private-purpose trust funds and agency funds. Trust funds are used to account for assets held by the ESC under a trust agreement for individuals, private organizations, or other governments and are therefore not available to support the ESC's own programs. The ESC's only trust fund is a private-purpose trust which accounts for scholarship programs for students. Agency funds are custodial in nature (assets equal liabilities) and do not involve measurement of results of operations. The ESC's agency funds account for various resources held for other organizations.

**NORTH CENTRAL OHIO EDUCATIONAL SERVICE CENTER
SENECA COUNTY**

NOTES TO THE BASIC FINANCIAL STATEMENTS
FOR THE FISCAL YEAR ENDED JUNE 30, 2018
(Continued)

C. Basis of Presentation and Measurement Focus

Government-wide Financial Statements - The statement of net position and the statement of activities display information about the ESC as a whole. These statements include the financial activities of the primary government, except for fiduciary funds.

The government-wide statement of activities presents a comparison between direct expenses and program revenues for each function or program of the governmental activities of the ESC. Direct expenses are those that are specifically associated with a service, program or department and therefore clearly identifiable to a particular function. Program revenues include amounts paid by the recipient of goods or services offered by the program and grants and contributions that are restricted to meeting the operational or capital requirements of a particular program. Revenues not classified as program revenues are presented as general revenues of the ESC.

The government-wide financial statements are prepared using the economic resources measurement focus. All assets, deferred outflows of resources, liabilities and deferred inflows of resources associated with the operation of the ESC are included on the statement of net position.

Fund Financial Statements - Fund financial statements report detailed information about the ESC. The focus of governmental fund financial statements is on major funds rather than reporting funds by type. Each major fund is presented in a separate column, and all nonmajor funds are aggregated into one column. Fiduciary funds are reported by fund type.

All governmental funds are accounted for using a flow of current financial resources measurement focus. With this measurement focus, only current assets, current deferred outflows of resources, current liabilities and current deferred inflows of resources generally are included on the balance sheet. The statement of revenues, expenditures and changes in fund balances reports on the sources (i.e., revenues and other financing sources) and uses (i.e., expenditures and other financing uses) of current financial resources. This approach differs from the manner in which the governmental activities of the government-wide financial statements are prepared. Governmental fund financial statements therefore include a reconciliation with brief explanations to better identify the relationship between the government-wide statements and the statements for governmental funds.

The private-purpose trust fund is reported using the economic resources measurement focus. Agency funds do not report a measurement focus as they do not report operations.

D. Basis of Accounting

Basis of accounting determines when transactions are recorded in the financial records and reported on the financial statements. Government-wide financial statements are prepared using the accrual basis of accounting. Governmental funds use the modified accrual basis of accounting. Fiduciary funds also use the accrual basis of accounting.

Revenues - Exchange and Nonexchange Transactions - Revenue resulting from exchange transactions, in which each party gives and receives essentially equal value is recorded on the accrual basis when the exchange takes place. On a modified accrual basis, revenue is recorded in the fiscal year in which the resources are measurable and become available. Available means that the resources will be collected within the current fiscal year or are expected to be collected soon enough thereafter to be used to pay liabilities of the current fiscal year. For the ESC, available means expected to be received within thirty days of fiscal year end.

**NORTH CENTRAL OHIO EDUCATIONAL SERVICE CENTER
SENECA COUNTY**

NOTES TO THE BASIC FINANCIAL STATEMENTS
FOR THE FISCAL YEAR ENDED JUNE 30, 2018
(Continued)

Nonexchange transactions, in which the ESC receives value without directly giving equal value in return, include grants, entitlements and donations.

Revenue from grants, entitlements and donations is recognized in the fiscal year in which all eligibility requirements have been satisfied. Eligibility requirements include timing requirements, which specify the year when the resources are required to be used or the fiscal year when use is first permitted, matching requirements, in which the ESC must provide local resources to be used for a specified purpose and expenditure requirements, in which the resources are provided to the ESC on a reimbursement basis. On a modified accrual basis, revenue from nonexchange transactions must also be available before it can be recognized.

Under the modified accrual basis, the following revenue sources are considered to be both measurable and available at fiscal year end: donations, interest, tuition, grants, entitlements and contract services.

Deferred Outflows of Resources and Deferred Inflows of Resources - In addition to assets, the government-wide statement of net position will report a separate section for deferred outflows of resources. Deferred outflows of resources, represents a consumption of net position that applies to a future period and will not be recognized as an outflow of resources (expense/expenditure) until then. For the ESC, see Notes 12 and 13 for deferred outflows of resources related the ESC's net pension liability and net OPEB liability, respectively.

In addition to liabilities, both the government-wide statement of net position and the governmental fund financial statements report a separate section for deferred inflows of resources. Deferred inflows of resources represent an acquisition of net position that applies to a future period and will not be recognized as an inflow of resources (revenue) until that time. For the ESC, deferred inflows of resources include unavailable revenue. Unavailable revenue is reported only on the governmental funds balance sheet, and represents receivables which will not be collected within the available period. For the ESC unavailable revenue includes, but is not limited to, intergovernmental grants. These amounts are deferred and recognized as an inflow of resources in the period the amounts become available.

For the ESC, see Notes 12 and 13 for deferred inflows of resources related to the ESC's net pension liability and net OPEB liability, respectively. This deferred inflow of resources is only reported on the government-wide statement of net position.

Unearned Revenue - Revenues received during fiscal year 2018 resulting from exchange transactions for which the ESC has yet to provide the requisite services as of June 30, 2018 have been recorded as unearned revenue on both the government-wide and fund financial statements.

Expenses/Expenditures - On the accrual basis of accounting, expenses are recognized at the time they are incurred.

The measurement focus of governmental fund accounting is on decreases in net financial resources (expenditures) rather than expenses. Expenditures are generally recognized in the accounting period in which the related fund liability is incurred, if measurable. Allocations of cost, such as depreciation and amortization, are not recognized in governmental funds.

E. Budgets

Although not legally required, the ESC adopts its budget for all funds. The budget includes the estimated resources and expenditures for each fund and consists of three parts; Part (A) includes entitlement funding from the State, Part (B) includes the cost of all other lawful expenditures of the ESC (which are

**NORTH CENTRAL OHIO EDUCATIONAL SERVICE CENTER
SENECA COUNTY**

NOTES TO THE BASIC FINANCIAL STATEMENTS
FOR THE FISCAL YEAR ENDED JUNE 30, 2018
(Continued)

apportioned by the State Department of Education to each local board of education under the supervision of the ESC), and Part (C) includes the adopted appropriation resolution.

In fiscal year 2004, the ESC requirement to file budgetary information with the Ohio Department of Education was eliminated. Even though the budgetary process for the ESC was discretionary, the ESC continued to have its Board approve appropriations and estimated resources. The ESC's Board adopts an annual appropriation resolution, which is the Board's authorization to spend resources and sets annual limits on expenditures at the level of control selected by the Board. The level of control has been established by the Board at the fund level for all funds. Budgetary information for the General fund and the Miscellaneous State Grants fund has been presented as supplementary information to the basic financial statements.

F. Cash and Investments

To improve cash management, cash received by the ESC is pooled in a central bank account. Monies for all funds are maintained in this pool. Individual fund integrity is maintained through the ESC's records. Each fund's interest in the pool is presented as "equity in pooled cash and cash equivalents" on the basic financial statements.

During fiscal year 2018, the ESC invested in STAR Ohio. STAR Ohio (the State Treasury Asset Reserve of Ohio), is an investment pool managed by the State Treasurer's Office which allows governments within the State to pool their funds for investment purposes. STAR Ohio is not registered with the SEC as an investment company, but has adopted Governmental Accounting Standards Board (GASB), Statement No. 79, "Certain External Investment Pools and Pool Participants." The ESC measures its investment in STAR Ohio at the net asset value (NAV) per share provided by STAR Ohio. The NAV per share is calculated on an amortized cost basis that provides an NAV per share that approximates fair value.

For fiscal year 2018, there were no limitations or restrictions on any participant withdrawals due to redemption notice periods, liquidity fees, or redemption gates. However, notice must be given 24 hours in advance of all deposits and withdrawals exceeding \$25 million. STAR Ohio reserves the right to limit the transaction to \$50 million, requiring the excess amount to be transacted the following business day(s), but only to the \$50 million limit. All accounts of the participant will be combined for these purposes.

Under existing Ohio statutes all investment earnings are assigned to the General fund unless statutorily required to be credited to a specific fund. By policy of the Board, investment earnings are assigned to the General fund and the private-purpose trust funds. Interest revenue credited to the General fund during fiscal year 2018 amounted to \$14,335, which includes \$9,672 assigned from other funds.

For presentation on the basic financial statements, investments of the cash management pool and investments with original maturities of three months or less at the time they are purchased by the ESC are considered to be cash equivalents. Investments with an initial maturity of more than three months are reported as investments.

An analysis of the ESC's investment account at year end is provided in Note 4.

G. Capital Assets

General capital assets generally result from expenditures in the governmental funds. These assets are reported in the governmental activities column of the government-wide statement of net position, but are not reported in the fund financial statements.

**NORTH CENTRAL OHIO EDUCATIONAL SERVICE CENTER
SENECA COUNTY**

NOTES TO THE BASIC FINANCIAL STATEMENTS
FOR THE FISCAL YEAR ENDED JUNE 30, 2018
(Continued)

All capital assets are capitalized at cost (or estimated historical cost) and updated for additions and disposals during the year. Donated capital assets are valued at acquisition cost. The ESC maintains a capitalization threshold of \$500. Improvements are capitalized; the costs of normal maintenance and repairs that do not add to the value of the asset or materially extend an asset's life are not. The ESC does not possess infrastructure.

All reported capital assets, except land, are depreciated. Improvements are depreciated over the remaining useful lives of the related capital assets. Depreciation is computed using the straight-line method over the following useful lives:

Description	Governmental Activities <u>Estimated Lives</u>
Buildings and improvements	50 years
Furniture and equipment	5 - 20 years
Vehicles	5 years
Software	5 years

H. Interfund Balances

Exchange transactions between funds are reported as revenues in the seller funds and as expenditures/expenses in the purchaser funds. Flows of cash or goods from one fund to another without a requirement for repayment are reported as interfund transfers. Interfund transfers are reported as other financing sources/uses in governmental funds. Repayments from funds responsible for particular expenditures/expenses to the funds that initially paid for them are not presented on the basic financial statements.

On the fund financials, other receivables related to interfund activity are classified as "due to/due from other funds". These amounts are eliminated in the governmental activities column of the statement of net position.

I. Compensated Absences

Compensated absences of the ESC consist of vacation leave and sick leave liability to the extent that payments to the employee for these absences are attributable to services already rendered and are not contingent on a specific event that is outside the control of the ESC and the employee.

In accordance with the provisions of GASB Statement No. 16, "Accounting for Compensated Absences", a liability for vacation leave is accrued if a) the employees' rights to payment are attributable to services already rendered; and b) it is probable that the employer will compensate the employees for the benefits through paid time off or other means, such as cash payment at termination or retirement. An accrual for earned sick leave is made to the extent that it is probable that the benefits will result in termination (severance) payments. A liability for sick leave is accrued using the vesting method; i.e., the liability is based on the sick leave accumulated at June 30, 2018, by those employees who are currently eligible to receive termination (severance) payments, as well as those employees expected to become eligible in the future. For purposes of establishing a liability for sick leave on employees expected to become eligible to retire in the future, all employees with at least ten years of service, including three with the ESC were considered expected to become eligible to retire in accordance with GASB Statement No. 16 (See Note 9 for detail on compensated absences).

**NORTH CENTRAL OHIO EDUCATIONAL SERVICE CENTER
SENECA COUNTY**

NOTES TO THE BASIC FINANCIAL STATEMENTS
FOR THE FISCAL YEAR ENDED JUNE 30, 2018
(Continued)

The total liability for vacation and sick leave payments has been calculated using pay rates in effect at June 30, 2018 and reduced to the maximum payment allowed by labor contract and/or statute, plus any applicable additional salary related payments.

The entire compensated absence liability is reported on the government-wide financial statements.

For governmental fund financial statements, compensated absences are recognized as liabilities and expenditures as payments come due each period upon the occurrence of employee resignations and retirements.

J. Accrued Liabilities and Long-Term Obligations

All payables, accrued liabilities and long-term obligations are reported in the government-wide financial statements.

In general, governmental fund payables and accrued liabilities that, once incurred, are paid in a timely manner and in full from current financial resources are reported as obligations of the funds. However, compensated absences that will be paid from governmental funds are reported as a liability in the fund financial statements only to the extent that they are due for payment during the current year.

K. Fund Balance

Fund balance is divided into five classifications based primarily on the extent to which the ESC is bound to observe constraints imposed upon the use of the resources in the governmental funds. The classifications are as follows:

Nonspendable - The nonspendable fund balance classification includes amounts that cannot be spent because they are not in spendable form or legally required to be maintained intact. The “not in spendable form” criterion includes items that are not expected to be converted to cash.

Restricted - Fund balance is reported as restricted when constraints are placed on the use of resources that are either externally imposed by creditors (such as through debt covenants), grantors, contributors, or laws or regulations of other governments, or imposed by law through constitutional provisions or enabling legislation.

Committed - The committed fund balance classification includes amounts that can be used only for the specific purposes imposed by a formal action (resolution) of the ESC Governing Board (the highest level of decision making authority). Those committed amounts cannot be used for any other purpose unless the ESC’s Governing Board removes or changes the specified use by taking the same type of action (resolution) it employed to previously commit those amounts. Committed fund balance also incorporates contractual obligations to the extent that existing resources in the fund have been specifically committed for use in satisfying those contractual requirements.

Assigned - Amounts in the assigned fund balance classification are intended to be used by the ESC for specific purposes but do not meet the criteria to be classified as restricted nor committed. In governmental funds other than the General fund, assigned fund balance represents the remaining amount that is not restricted or committed. In the General fund, assigned amounts represent intended uses established by policies of the ESC’s Governing Board, which includes giving the Treasurer the authority to constrain monies for intended purposes.

**NORTH CENTRAL OHIO EDUCATIONAL SERVICE CENTER
SENECA COUNTY**

NOTES TO THE BASIC FINANCIAL STATEMENTS
FOR THE FISCAL YEAR ENDED JUNE 30, 2018
(Continued)

Unassigned - Unassigned fund balance is the residual classification for the General fund and includes all spendable amounts not contained in the other classifications. In other governmental funds, the unassigned classification is only used to report a deficit fund balance resulting from overspending for specific purposes for which amounts had been restricted, committed, or assigned.

The ESC applies restricted resources first when expenditures are incurred for purposes for which restricted and unrestricted (committed, assigned, and unassigned) fund balance is available. Similarly, within unrestricted fund balance, committed amounts are reduced first followed by assigned, and then unassigned amounts when expenditures are incurred for purposes for which amounts in any of the unrestricted fund balance classifications could be used.

L. Net Position

Net position represents the difference between assets and deferred outflows and liabilities and deferred inflows. The net position component “net investment in capital assets,” consists of capital assets, net of accumulated depreciation, reduced by the outstanding balances of any borrowing used for the acquisition, construction or improvement of those assets. Deferred outflows of resources and deferred inflows of resources that are attributable to the acquisition, construction or improvement of those assets or related debt also should be included in this component of net position. Net position is reported as restricted when there are limitations imposed on its use either through the enabling legislation adopted by the ESC or through external restrictions imposed by creditors, grantors or laws or regulations of other governments. The amount restricted for other purposes represents amounts restricted for food service operations.

The ESC applies restricted resources first when an expense is incurred for purposes for which both restricted and unrestricted net position is available.

M. Prepayments

Certain payments to vendors reflect the costs applicable to future accounting periods and are recorded as prepaid items in both government-wide and fund financial statements. These items are reported as assets on the balance sheet using the consumption method. A current asset for the prepaid amounts is recorded at the time of the purchase and the expenditure/expense is reported in the year in which services are consumed.

On the fund financial statements, reported prepayments is equally offset by nonspendable fund balance in the governmental funds which indicates that it does not constitute available spendable resources even though it is a component of net current assets.

N. Estimates

The preparation of the basic financial statements in conformity with GAAP requires management to make estimates and assumptions that affect the amounts reported in the basic financial statements and accompanying notes. Actual results may differ from those estimates.

O. Interfund Activity

Exchange transactions between funds are reported as revenues in the seller funds and as expenditures/expenses in the purchaser funds. Flows of cash or goods from one fund to another without a requirement for repayment are reported as interfund transfers. Interfund transfers are reported as other financing sources/uses in governmental funds. Repayments from funds responsible for particular

**NORTH CENTRAL OHIO EDUCATIONAL SERVICE CENTER
SENECA COUNTY**

NOTES TO THE BASIC FINANCIAL STATEMENTS
FOR THE FISCAL YEAR ENDED JUNE 30, 2018
(Continued)

expenditures/expenses to the funds that initially paid for them are not presented on the basic financial statements.

P. Pensions/Other Postemployment Benefits (OPEB)

For purposes of measuring the net pension/OPEB liability, deferred outflows of resources and deferred inflows of resources related to pensions/OPEB, and pension/OPEB expense, information about the fiduciary net position of the pension/OPEB plans and additions to/deductions from their fiduciary net position have been determined on the same basis as they are reported by the pension/OPEB plan. For this purpose, benefit payments (including refunds of employee contributions) are recognized when due and payable in accordance with the benefit terms. The pension/OPEB plans report investments at fair value.

Q. Extraordinary and Special Items

Extraordinary items are transactions or events that are both unusual in nature and infrequent in occurrence. Special items are transactions or events that are within the control of the Board and that are either unusual in nature or infrequent in occurrence. Neither type occurred during fiscal year 2018.

NOTE 3 - ACCOUNTABILITY AND COMPLIANCE

A. Change in Accounting Principles/Restatement of Net Position

For fiscal year 2018, the ESC has implemented GASB Statement No. 75, "Accounting and Financial Reporting for Postemployment Benefits Other Than Pensions", GASB Statement No. 81 "Irrevocable Split-Interest Agreements" GASB Statement No. 85, "Omnibus 2017" and GASB Statement No. 86, "Certain Debt Extinguishments".

GASB Statement No. 75 improves the accounting and financial reporting by state and local governments for postemployment benefits other than pension (OPEB). It also improves information provided by state and local governmental employers about financial support for OPEB that is provided by other entities. The implementation of GASB Statement No. 75 effected the ESC's postemployment benefit plan disclosures, as presented in Note 13 to the basic financial statements, and added required supplementary information which is presented after the notes to the basic financial statements.

GASB Statement No. 81 improves the accounting and financial reporting for irrevocable split-interest agreements by providing recognition and measurement guidance for situations in which a government is a beneficiary of the agreement. The implementation of GASB Statement No. 81 did not have an effect on the financial statements of the ESC.

GASB Statement No. 85 addresses practice issues that have been identified during implementation and application of certain GASB Statements. This Statement addresses a variety of topics including issues related to blending component units, goodwill, fair value measurement and application, and OPEB. The implementation of GASB Statement No. 85 did not have an effect on the financial statements of the ESC.

GASB Statement No. 86 improves consistency in accounting and financial reporting for in-substance defeasance of debt by providing guidance for transactions in which cash and other monetary assets acquired with only existing resources - resources other than the proceeds of refunding debt - are placed in an irrevocable trust for the sole purpose of extinguishing debt. This Statement also improves accounting and financial reporting for prepaid insurance on debt that is extinguished and notes to

**NORTH CENTRAL OHIO EDUCATIONAL SERVICE CENTER
SENECA COUNTY**

NOTES TO THE BASIC FINANCIAL STATEMENTS
FOR THE FISCAL YEAR ENDED JUNE 30, 2018
(Continued)

financial statements for debt that is defeased in substance. The implementation of GASB Statement No. 86 did not have an effect on the financial statements of the ESC.

A net position restatement is required in order to implement GASB Statement No 75. The governmental activities at July 1, 2017 have been restated as follows:

	Governmental Activities
Net position as previously reported	\$ (33,720,134)
Deferred outflows - payments subsequent to measurement date	74,770
Net OPEB liability	(8,271,078)
Restated net position at July 1, 2017	\$ (41,916,442)

Other than employer contributions subsequent to the measurement date, the ESC made no restatement for deferred inflows/outflows of resources as the information needed to generate these restatements was not available. The restatement had no effect on fund balances.

B. Deficit Fund Balances

Fund balances at June 30, 2018 included the following individual fund deficits:

<u>Major funds:</u>	<u>Deficit</u>
General	\$ 907,585
Miscellaenous State Grants	6,244
<u>Nonmajor funds</u>	
Public School Preschool	1,630
Title III - Limited English Proficiency	381
Title I	5,023

The General fund is liable for any deficit in these funds and provides transfers when cash is required, not when accruals occur. The deficit fund balances resulted from adjustments for accrued liabilities.

NOTE 4 - DEPOSITS AND INVESTMENTS

State statutes classify monies held by the ESC into three categories.

Active deposits are public deposits necessary to meet current demands on the treasury. Such monies must be maintained either as cash in the ESC treasury, in commercial accounts payable or withdrawable on demand, including negotiable order of withdrawal (NOW) accounts, or in money market deposit accounts.

Inactive deposits are public deposits that the Board has identified as not required for use within the current five year period of designation of depositories. Inactive deposits must either be evidenced by certificates of deposit maturing not later than the end of the current period of designation of depositories, or by savings or deposit accounts including, but not limited to, passbook accounts.

**NORTH CENTRAL OHIO EDUCATIONAL SERVICE CENTER
SENECA COUNTY**

NOTES TO THE BASIC FINANCIAL STATEMENTS
FOR THE FISCAL YEAR ENDED JUNE 30, 2018
(Continued)

Interim deposits are deposits of interim monies. Interim monies are those monies which are not needed for immediate use, but which will be needed before the end of the current period of designation of depositories. Interim deposits must be evidenced by time certificates of deposit maturing not more than one year from the date of deposit or by savings or deposit accounts including passbook accounts.

Interim monies may be deposited or invested in the following securities:

1. United States Treasury Notes, Bills, Bonds, or any other obligation or security issued by the United States Treasury or any other obligation guaranteed as to principal and interest by the United States;
2. Bonds, notes, debentures, or any other obligations or securities issued by any federal government agency or instrumentality, including, but not limited to, the Federal National Mortgage Association, Federal Home Loan Bank, Federal Farm Credit Bank, Federal Home Loan Mortgage Corporation, Government National Mortgage Association, and Student Loan Marketing Association. All federal agency securities shall be direct issuances of federal government agencies or instrumentalities;
3. Written repurchase agreements in the securities listed above provided that the market value of the securities subject to the repurchase agreement must exceed the principal value of the agreement by at least two percent and be marked to market daily, and that the term of the agreement must not exceed thirty days;
4. Bonds and other obligations of the State of Ohio;
5. No-load money market mutual funds consisting exclusively of obligations described in items (1) and (2) above and repurchase agreements secured by such obligations, provided that investments in securities described in this division are made only through eligible institutions;
6. The State Treasurer's investment pool (STAR Ohio);
7. Certain banker's acceptance and commercial paper notes for a period not to exceed one hundred eighty days from the purchase date in an amount not to exceed twenty-five percent of the interim monies available for investment at any one time; and,
8. Under limited circumstances, corporate debt interests rated in either of the two highest classifications by at least two nationally recognized rating agencies.

Protection of the ESC's deposits is provided by the Federal Deposit Insurance Corporation (FDIC), by eligible securities pledged by the financial institution as security for repayment, by surety company bonds deposited with the Treasurer by the financial institution or by a single collateral pool established by the financial institution to secure the repayment of all public monies deposited with the institution.

Investments in stripped principal or interest obligations, reverse repurchase agreements and derivatives are prohibited. The issuance of taxable notes for the purpose of arbitrage, the use of leverage and short selling are also prohibited. An investment must mature within five years from the date of purchase unless matched to a specific obligation or debt of the ESC, and must be purchased with the expectation that it will be held to maturity. Investments may only be made through specified dealers and institutions. Payment for investments may be made only upon delivery of the securities representing the investments to the Treasurer or, if the securities are not represented by a certificate, upon receipt of confirmation of transfer from the custodian.

**NORTH CENTRAL OHIO EDUCATIONAL SERVICE CENTER
SENECA COUNTY**

NOTES TO THE BASIC FINANCIAL STATEMENTS
FOR THE FISCAL YEAR ENDED JUNE 30, 2018
(Continued)

A. Cash on Hand

At fiscal year end, the ESC had \$100 in undeposited cash on hand which is included on the financial statements of the ESC as part of “equity in pooled cash and cash equivalents”.

B. Deposits with Financial Institutions

At June 30, 2018, the carrying amount of all ESC deposits was \$2,325,337. Based on the criteria described in GASB Statement No. 40, “Deposits and Investment Risk Disclosures”, as of June 30, 2018, \$2,246,114 of the ESC’s bank balance of \$2,496,114 was exposed to custodial risk as discussed below, while \$250,000 was covered by the FDIC.

Custodial credit risk is the risk that, in the event of bank failure, the ESC will not be able to recover deposits or collateral securities that are in the possession of an outside party. The ESC has no deposit policy for custodial credit risk beyond the requirements of State statute. Ohio law requires that deposits either be insured or protected by (1) eligible securities pledged to the ESC and deposited with a qualified trustee by the financial institution as security for repayment whose market value at all times shall be at least 105 percent of the deposits being secured, or (2) participation in the Ohio Pooled Collateral System (OPCS), a collateral pool of eligible securities deposited with a qualified trustee and pledged to the Treasurer of State to secure the repayment of all public monies deposited in the financial institution. OPCS requires the total market value of the securities pledged to be 102 percent of the deposits being secured or a rate set by the Treasurer of State. For 2018, the ESC’s financial institutions were approved for a collateral rate of 102 percent through the OPCS. Although all statutory requirements for the deposit of money had been followed, noncompliance with Federal requirements could potentially subject the ESC to a successful claim by the FDIC.

C. Investments

As of June 30, 2018, the ESC had the following investments and maturities:

<u>Investment type</u>	<u>Measurement value</u>	<u>Investment Maturity 6 months or less</u>
STAR Ohio	<u>\$ 1,421,905</u>	<u>\$ 1,421,905</u>

Interest Rate Risk is the possibility that changes in interest rates will adversely affect the fair value of an investment. As a means of limiting its exposure to fair value losses arising from rising interest rates and according to State law, the ESC’s investment policy limits investment portfolio maturities to five years or less.

Credit Risk is the possibility that an issuer or other counter party to an investment will not fulfill its obligation. The ESC’s investments in STAR Ohio were assigned an AAAM money market rating by Standard & Poor’s.

Custodial Credit Risk: For an investment, custodial credit risk is the risk that, in the event of the failure of the counterparty, the ESC will not be able to recover the value of its investment or collateral securities that are in the possession of an outside party. The ESC’s investment policy does not specifically address custodial credit risk beyond the adherence to all relevant sections of the Ohio Revised Code.

**NORTH CENTRAL OHIO EDUCATIONAL SERVICE CENTER
SENECA COUNTY**

NOTES TO THE BASIC FINANCIAL STATEMENTS
FOR THE FISCAL YEAR ENDED JUNE 30, 2018
(Continued)

Concentration of Credit Risk: The ESC places no limit on the amount that may be invested in any one issuer. The following table includes the percentage of each investment type held by the ESC at June 30, 2018:

<u>Investment type</u>	<u>Measurement value</u>	<u>% of Total</u>
STAR Ohio	<u>\$ 1,421,905</u>	<u>100.00</u>

D. Reconciliation of Cash and Investments to the Statement of Net Position

The following is a reconciliation of cash and investments as reported in the note above to cash and investments as reported on the statement of net position as of June 30, 2018:

<u>Cash and investments per note</u>	
Carrying amount of deposits	\$ 2,325,337
Investments	1,421,905
Cash on hand	<u>100</u>
Total	<u>\$ 3,747,342</u>
<u>Cash and investments per statement of net assets</u>	
Governmental activities	\$ 1,197,684
Private-purpose trust	1,067
Agency funds	<u>2,548,591</u>
Total	<u>\$ 3,747,342</u>

NOTE 5 - INTERFUND TRANSACTIONS

- A.** Interfund transfers for the year ended June 30, 2018, consisted of the following, as reported on the fund financial statements:

<u>Transfers to nonmajor governmental funds from:</u>	
General fund	<u>\$ 203,088</u>

Transfers are used to move revenues from the fund that statute or budget required to collect them to the fund that statute or budget requires to expend them and to use unrestricted revenues collected in the General fund to finance various programs accounted for in other funds in accordance with budgetary authorizations. Interfund transfers between governmental funds are eliminated on the government-wide financial statements. All transfers were made in compliance with Ohio Revised Code Sections 5705.14, 5705.15 and 5705.16.

**NORTH CENTRAL OHIO EDUCATIONAL SERVICE CENTER
SENECA COUNTY**

NOTES TO THE BASIC FINANCIAL STATEMENTS
FOR THE FISCAL YEAR ENDED JUNE 30, 2018
(Continued)

B. Due to/from other funds consisted of the following at June 30, 2018, as reported on the fund statement:

<u>Receivable fund</u>	<u>Payable fund</u>	<u>Amount</u>
General fund	Miscellaneous State Grants	\$ 4,221
General fund	Nonmajor governmental funds	<u>2,209</u>
Total due to/from other funds		<u>\$ 6,430</u>

The primary purpose of the amount due to the General fund from the nonmajor governmental fund was to eliminate negative cash balances. The amount will be repaid once cash is received.

Amounts due to/from between governmental funds are eliminated on the government-wide statements.

NOTE 6 - RECEIVABLES

Receivables at June 30, 2018 consisted of accounts and intergovernmental receivables. All receivables are considered collectible in full due to the stable condition of State programs and the current year guarantee of federal funds except as noted. The intergovernmental receivables reported on the statement of net position follows.

Governmental activities:	
Accounts	\$ 67,510
Intergovernmental:	
State and federal grants	88,530
LGIF receivable - justice center	500,000
LGIF receivable - IT	13,190
Contract services receivable	531,948
Less: allowance for uncollectibles	<u>(146,862)</u>
Net intergovernmental receivable	<u>986,806</u>
Total governmental activities	<u>\$ 1,054,316</u>

The allowance for uncollectibles includes \$146,862 that will not be received by the ESC due to the closing of multiple community schools.

NOTE 7 - CAPITAL ASSETS

Capital asset activity for the fiscal year ended June 30, 2018, was as follows:

**NORTH CENTRAL OHIO EDUCATIONAL SERVICE CENTER
SENECA COUNTY**

NOTES TO THE BASIC FINANCIAL STATEMENTS
FOR THE FISCAL YEAR ENDED JUNE 30, 2018
(Continued)

	<u>Balance</u> <u>June 30, 2017</u>	<u>Additions</u>	<u>Disposals</u>	<u>Balance</u> <u>June 30, 2018</u>
Governmental activities:				
<i>Capital assets, not being depreciated:</i>				
Land	\$ 148,850	\$ -	\$ -	\$ 148,850
Total capital assets, not being depreciated	<u>148,850</u>	<u>-</u>	<u>-</u>	<u>148,850</u>
<i>Capital assets, being depreciated:</i>				
Buildings and improvements	3,774,850	-	-	3,774,850
Furniture and equipment	1,190,198	183,861	(241,622)	1,132,437
Vehicles	55,064	-	(55,064)	-
Software	<u>54,631</u>	<u>-</u>	<u>-</u>	<u>54,631</u>
Total capital assets, being depreciated	<u>5,074,743</u>	<u>183,861</u>	<u>(296,686)</u>	<u>4,961,918</u>
<i>Less: accumulated depreciation:</i>				
Buildings and improvements	(472,303)	(75,158)	-	(547,461)
Furniture and equipment	(1,001,603)	(66,055)	215,390	(852,268)
Vehicles	(22,401)	-	22,401	-
Software	<u>(54,631)</u>	<u>-</u>	<u>-</u>	<u>(54,631)</u>
Total accumulated depreciation	<u>(1,550,938)</u>	<u>(141,213)</u>	<u>237,791</u>	<u>(1,454,360)</u>
Governmental activities capital assets, net	<u>\$ 3,672,655</u>	<u>\$ 42,648</u>	<u>\$ (58,895)</u>	<u>\$ 3,656,408</u>

Depreciation expense was charged to governmental functions as follows:

<u>Instruction:</u>	
Regular	\$ 79,917
Special	598
Other	10,075
<u>Support services:</u>	
Pupil	870
Instructional staff	7,211
Board of education	289
Administration	1,624
Fiscal	91
Operations and maintenance	1,546
Pupil transportation	5,451
Central	<u>33,541</u>
Total depreciation expense	<u>\$ 141,213</u>

NOTE 8 - CAPITALIZED LEASE - LESSEE DISCLOSURE

In the current and in a prior fiscal year, the ESC entered into capitalized leases for a bus and computer equipment. These lease agreements meet the criteria of capital lease which defines a capital lease generally as one which transfers benefits and risks of ownership to the lessee. Capital lease payments have been reclassified and are reflected as debt service expenditures in the financial statements for the governmental

**NORTH CENTRAL OHIO EDUCATIONAL SERVICE CENTER
SENECA COUNTY**

NOTES TO THE BASIC FINANCIAL STATEMENTS
FOR THE FISCAL YEAR ENDED JUNE 30, 2018
(Continued)

funds. These expenditures are reported as function expenditures on the budgetary statements. The final payments were made on the bus lease during fiscal year 2018.

At June 30, 2018, capital assets consisting of computer equipment has been capitalized in the amount of \$31,516 on the statement of net position. This amount represents the present value of the minimum lease payments at the time of acquisition. Accumulated depreciation as of June 30, 2018 was \$9,454 leaving a current book value of \$22,062. A corresponding liability is recorded in the government-wide financial statements. Principal payments in fiscal year 2018 totaled \$28,011 paid by the General fund.

The following is a schedule of the future long-term minimum lease payments required under the capital lease and the present value of the future minimum lease payments as of June 30, 2018:

<u>Fiscal Year Ending June 30,</u>	<u>Amount</u>
2019	\$ 11,381
Total minimum lease payments	11,381
Less: amount representing interest	<u>(331)</u>
Total	<u>\$ 11,050</u>

NOTE 9 - LONG-TERM OBLIGATIONS

During fiscal year 2018, the following changes occurred in governmental activities long-term obligations. The long-term obligations at June 30, 2017, were restated to include the net OPEB liability as described in Note 3.A.

	<u>Balance Outstanding 06/30/17</u>	<u>Additions</u>	<u>Reductions</u>	<u>Balance Outstanding 06/30/18</u>	<u>Amounts Due in One Year</u>
Governmental activities:					
Promissory note - 3.14%	\$ 2,855,000	\$ -	\$ (145,000)	\$ 2,710,000	\$ 155,000
LGIF loan - justice center	450,000	50,000		500,000	25,000
LGIF IT loan - IT	-	265,821	-	265,821	13,291
Compensated absences payable	756,010	105,785	(127,830)	733,965	126,334
Net pension liability	37,830,376	-	(12,648,149)	25,182,227	-
Net OPEB liability	8,271,078	-	(1,742,025)	6,529,053	-
Capital lease obligations	<u>39,061</u>	<u>-</u>	<u>(28,011)</u>	<u>11,050</u>	<u>11,050</u>
Total long-term obligations, governmental activities	<u>\$ 50,201,525</u>	<u>\$ 421,606</u>	<u>\$ (14,691,015)</u>	<u>\$ 35,932,116</u>	<u>\$ 330,675</u>

Compensated absences, the net pension liability and the net OPEB liability will ultimately be paid from the fund from which the employee is paid, which is primarily the General fund.

See Note 12 for detail on the net pension liability.

See Note 13 for detail on the net OPEB liability.

See Note 8 for capital lease obligations.

**NORTH CENTRAL OHIO EDUCATIONAL SERVICE CENTER
SENECA COUNTY**

NOTES TO THE BASIC FINANCIAL STATEMENTS
FOR THE FISCAL YEAR ENDED JUNE 30, 2018
(Continued)

On June 8, 2011, the ESC entered into a promissory note to provide financing for the acquisition of an administrative and educational services building. During 2017, the ESC received an adjustment to their future interest rates to decrease the rate from 3.55% to 3.14%. The note bears an interest rate of 3.14% and matures on December 1, 2031.

During fiscal year 2017, the ESC received a loan from the Local Government Initiative Fund (LGIF) from the State of Ohio related to the construction of the Joint Justice Center between Seneca County and the City of Tiffin. The ESC is responsible for paying back the loan and has entered into a Memorandum of Understanding (MOU) with Seneca County to repay 100% of the loan. The loan is a 0% interest loan in the amount of \$500,000. \$450,000 and \$50,000 in loan proceeds were received by the ESC during fiscal year 2017 and 2018, respectively. Seneca County will pay the entire principal balance in equal quarterly installments to the ESC, which will then pass through the payments to the State of Ohio. Repayment is anticipated to begin in 2019.

The ESC received an additional loan for Information Technology (IT) equipment from the LGIF. The loan is a 0% interest loan in the amount of \$265,821. Tiffin City School District will pay its portion of the loan in the amount of \$13,190 to the ESC over a period of 10 years. Payment on the loan is anticipated to begin during fiscal year 2019. A portion of the equipment purchased with the loan in the amount of \$163,338 has been capitalized by the ESC at June 30, 2018. Accumulated depreciation as of June 30, 2018 was \$36,190 leaving a current book value of \$127,148.

The following is a summary of the ESC's future debt service requirements to maturity for the promissory note and LGIF loans:

Fiscal Year Ended	Promissory Note		
	Principal	Interest	Total
2019	\$ 155,000	\$ 82,661	\$ 237,661
2020	160,000	77,715	237,715
2021	165,000	72,612	237,612
2022	170,000	67,353	237,353
2023	175,000	61,937	236,937
2024 - 2028	975,000	221,605	1,196,605
2029 - 2032	910,000	58,404	968,404
Total	\$ 2,710,000	\$ 642,287	\$ 3,352,287

**NORTH CENTRAL OHIO EDUCATIONAL SERVICE CENTER
SENECA COUNTY**

NOTES TO THE BASIC FINANCIAL STATEMENTS
FOR THE FISCAL YEAR ENDED JUNE 30, 2018
(Continued)

<u>Fiscal Year Ended</u>	<u>LGIF Loan - Justice Center Principal</u>	<u>LGIF Loan - IT Principal</u>
2019	\$ 25,000	\$ 13,291
2020	50,000	26,582
2021	50,000	26,582
2022	50,000	26,582
2023	50,000	26,582
2024 - 2028	250,000	132,910
2029	<u>25,000</u>	<u>13,292</u>
Total	<u>\$ 500,000</u>	<u>\$ 265,821</u>

NOTE 10 - COMPENSATED ABSENCES

Sick Leave:

Each full time professional staff member is entitled to 15 days sick leave with pay for each year under contract and accrues sick leave at the rate of one and one-fourth days for each calendar month under contract. Sick leave is cumulative to 200 days.

Severance Pay:

At the time of retirement from the ESC, a severance amount calculated by a prescribed formula applied to the employee's unused sick leave and daily rate of pay at the time of retirement from the ESC is granted to employees in compliance with Ohio law. Upon payment of severance pay, the retiring employee's sick leave accumulation is reduced to zero.

Retirement

Severance pay is based on a one-time, lump sum payment to eligible employees. An employee's eligibility for severance pay is determined as of the final date of employment. The criteria are as follows:

1. The individual retires from the ESC.
2. Retirement is defined as disability retirement or service retirement under any State or municipal retirement system in this State.
3. The individual must be eligible for disability or service retirement as of the last date of employment with the ESC.
4. The individual must prove acceptance into the retirement system within 120 days of his/her last day of employment by having received and cashed his/her first retirement check.
5. The individual must have not less than 10 years of service with this ESC, the state or its political subdivisions, or any combination thereof. The last 3 years of employment must be with the ESC.
6. The individual must sign for his/her severance check certifying that all eligibility criteria are met.

**NORTH CENTRAL OHIO EDUCATIONAL SERVICE CENTER
SENECA COUNTY**

NOTES TO THE BASIC FINANCIAL STATEMENTS
FOR THE FISCAL YEAR ENDED JUNE 30, 2018
(Continued)

7. In order to receive severance pay, classified and certified staff shall have provided written notification of his/her intention to retire 90 days prior to the anticipated retirement date. Administrative staff is required to provide written notification by April 1st of the retirement year.

The amount of the benefit due an employee shall be calculated as follows:

1. The employee's accrued, but unused sick leave will be multiplied by one-fourth.
2. The product will be multiplied by the per diem rate of pay at the time of retirement.

The amount of the benefit calculated in steps one and two shall not exceed the value of 50 days of accrued, but unused sick leave.

Receipt of payment for accrued but unused sick leave eliminates all sick leave credit accrued by the employee.

The Board pays severance pay to the estate or life insurance beneficiary of an employee who qualifies for retirement and who dies while actively employed.

Upon retirement, employees are entitled to compensation at their current rate of pay for all unused vacation leave to their credit up to a maximum of their earned, but unused vacation leave for the current year.

NOTE 11 - RISK MANAGEMENT

A. Comprehensive

The ESC is exposed to various risks of loss related to torts; theft of, damage to, and destruction of assets; errors and omissions; injuries to employees; and natural disasters. The ESC has obtained risk management by traditional means of insuring through a commercial company. With the exception of a deductible, the risk of loss transfers entirely from the ESC to the commercial company. Settled claims resulting from these risks have not exceeded commercial insurance in any of the past three fiscal years.

B. Employee Health Insurance

The ESC is a member of the North Central Ohio Joint Self-Insurance Association (the Association). This organization is a public entity risk pool (See Note 2.A.). The Association was established pursuant to Ohio Revised Code Section 9.833 in order to provide health care benefits.

Each member school ESC and educational service center pays premiums to the Association for employee medical, dental, vision, and life insurance premiums. The Association is responsible for the management and operations of the program. Upon withdrawal, the member is responsible for the payment of all Association liabilities to its employees, dependents and designated beneficiaries accruing as a result of the withdrawal. Upon termination of the Association, all ESC's claims would be paid without regard to the ESC's account balance. The Association Board of Directors has the right to return monies to an existing member subsequent to the settlement of all expenses and claims.

C. Workers' Compensation

The ESC participates in the Ohio School Boards Association Workers' Compensation Group Rating Plan (GRP), an insurance purchasing pool (See Note 2.A.). The GRP's business and affairs are conducted by a three-member Board of Directors consisting of the President, the President-Elect and the Immediate Past President of the Ohio School Boards Association. The Executive Director of the OSBA,

**NORTH CENTRAL OHIO EDUCATIONAL SERVICE CENTER
SENECA COUNTY**

NOTES TO THE BASIC FINANCIAL STATEMENTS
FOR THE FISCAL YEAR ENDED JUNE 30, 2018
(Continued)

or his designee, serves as coordinator of the program. Each year, the participating school districts ESCs pay an enrollment fee to the GRP to cover the costs of administering the program.

The intent of the GRP is to achieve the benefit of a reduced premium for the ESC by virtue of its grouping and representation with other participants in the GRP. The workers' compensation experience of the participating school district and ESCs is calculated as one experience and a common premium rate is applied to all school district and ESCs in the GRP. Each participant pays its workers' compensation premium to the state based on the rate for the GRP rather than its individual rate. Participation in the GRP is limited to school districts and ESCs that can meet the GRP's selection criteria. The firm of Comp Management, Inc. provides administrative, cost control and actuarial services to the GRP.

NOTE 12 - DEFINED BENEFIT PENSION PLANS

Net Pension Liability

The net pension liability reported on the statement of net position represents a liability to employees for pensions. Pensions are a component of exchange transactions - between an employer and its employees - of salaries and benefits for employee services. Pensions are provided to an employee - on a deferred-payment basis - as part of the total compensation package offered by an employer for employee services each financial period. The obligation to sacrifice resources for pensions is a present obligation because it was created as a result of employment exchanges that already have occurred.

The net pension liability represents the ESC's proportionate share of each pension plan's collective actuarial present value of projected benefit payments attributable to past periods of service, net of each pension plan's fiduciary net position. The net pension liability calculation is dependent on critical long-term variables, including estimated average life expectancies, earnings on investments, cost of living adjustments and others. While these estimates use the best information available, unknowable future events require adjusting this estimate annually.

The Ohio Revised Code limits the ESC's obligation for this liability to annually required payments. The ESC cannot control benefit terms or the manner in which pensions are financed; however, the ESC does receive the benefit of employees' services in exchange for compensation including pension.

GASB 68 assumes the liability is solely the obligation of the employer, because (1) they benefit from employee services; and (2) State statute requires all funding to come from these employers. All contributions to date have come solely from these employers (which also includes costs paid in the form of withholdings from employees). State statute requires the pension plans to amortize unfunded liabilities within 30 years. If the amortization period exceeds 30 years, each pension plan's board must propose corrective action to the State legislature. Any resulting legislative change to benefits or funding could significantly affect the net pension liability. Resulting adjustments to the net pension liability would be effective when the changes are legally enforceable.

The proportionate share of each plan's unfunded benefits is presented as a long-term *net pension liability* on the accrual basis of accounting. Any liability for the contractually-required pension contribution outstanding at the end of the year is included in pension and postemployment benefits payable on both the accrual and modified accrual bases of accounting.

Plan Description - School Employees Retirement System (SERS)

Plan Description - The ESC non-teaching employees participate in SERS, a cost-sharing multiple-employer defined benefit pension plan administered by SERS. SERS provides retirement, disability and survivor

**NORTH CENTRAL OHIO EDUCATIONAL SERVICE CENTER
SENECA COUNTY**

NOTES TO THE BASIC FINANCIAL STATEMENTS
FOR THE FISCAL YEAR ENDED JUNE 30, 2018
(Continued)

benefits, annual cost-of-living adjustments, and death benefits to plan members and beneficiaries. Authority to establish and amend benefits is provided by Ohio Revised Code Chapter 3309. SERS issues a publicly available, stand-alone financial report that includes financial statements, required supplementary information and detailed information about SERS' fiduciary net position. That report can be obtained by visiting the SERS website at www.ohsers.org under Employers/Audit Resources.

Age and service requirements for retirement are as follows:

	Eligible to Retire on or before August 1, 2017 *	Eligible to Retire on or after August 1, 2017
Full benefits	Any age with 30 years of service credit	Age 67 with 10 years of service credit; or Age 57 with 30 years of service credit
Actuarially reduced benefits	Age 60 with 5 years of service credit Age 55 with 25 years of service credit	Age 62 with 10 years of service credit; or Age 60 with 25 years of service credit

* Members with 25 years of service credit as of August 1, 2017, will be included in this plan.

Annual retirement benefits are calculated based on final average salary multiplied by a percentage that varies based on year of service; 2.2 percent for the first thirty years of service and 2.5 percent for years of service credit over thirty years. Final average salary is the average of the highest three years of salary.

One year after an effective benefit date, a benefit recipient is entitled to a three percent cost-of-living adjustment (COLA). This same COLA is added each year to the base benefit amount on the anniversary date of the benefit.

Funding Policy - Plan members are required to contribute 10 percent of their annual covered salary and the ESC is required to contribute 14 percent of annual covered payroll. The contribution requirements of plan members and employers are established and may be amended by the SERS' Retirement Board up to statutory maximum amounts of 10 percent for plan members and 14 percent for employers. The Retirement Board, acting with the advice of the actuary, allocates the employer contribution rate among four of the System's funds (Pension Trust Fund, Death Benefit Fund, Medicare B Fund, and Health Care Fund). For the fiscal year ended June 30, 2018, the allocation to pension, death benefits, and Medicare B was 13.5 percent. The remaining 0.5 percent of the employer contribution rate was allocated to the Health Care Fund.

The ESC's contractually required contribution to SERS was \$571,802 for fiscal year 2018. Of this amount, \$35,702 is reported as pension and postemployment benefits payable.

Plan Description - State Teachers Retirement System (STRS)

Plan Description - Licensed teachers participate in STRS Ohio, a cost-sharing multiple-employer public employee retirement system administered by STRS. STRS provides retirement and disability benefits to members and death and survivor benefits to beneficiaries. STRS issues a stand-alone financial report that includes financial statements, required supplementary information and detailed information about STRS' fiduciary net position. That report can be obtained by writing to STRS, 275 E. Broad St., Columbus, OH 43215-3771, by calling (888) 227-7877, or by visiting the STRS website at www.strsoh.org.

New members have a choice of three retirement plans; a Defined Benefit (DB) Plan, a Defined Contribution (DC) Plan and a Combined Plan. Benefits are established by Ohio Revised Code Chapter 3307. The DB

**NORTH CENTRAL OHIO EDUCATIONAL SERVICE CENTER
SENECA COUNTY**

NOTES TO THE BASIC FINANCIAL STATEMENTS
FOR THE FISCAL YEAR ENDED JUNE 30, 2018
(Continued)

Plan offers an annual retirement allowance based on final average salary multiplied by a percentage that varies based on years of service. Effective August 1, 2015, the calculation will be 2.2 percent of final average salary for the five highest years of earnings multiplied by all years of service. Effective July 1, 2017, the cost-of-living adjustment was reduced to zero. Members are eligible to retire at age 60 with five years of qualifying service credit, or age 55 with 26 years of service, or 31 years of service regardless of age. Eligibility changes will be phased in until August 1, 2026, when retirement eligibility for unreduced benefits will be five years of service credit and age 65, or 35 years of service credit and at least age 60.

The DC Plan allows members to place all their member contributions and 9.5 percent of the 14 percent employer contributions into an investment account. Investment allocation decisions are determined by the member. The remaining 4.5 percent of the 14 percent employer rate is allocated to the defined benefit unfunded liability. A member is eligible to receive a retirement benefit at age 50 and termination of employment. The member may elect to receive a lifetime monthly annuity or a lump sum withdrawal.

The Combined Plan offers features of both the DB Plan and the DC Plan. In the Combined Plan, 12% of the 14% member rate goes to the DC Plan and the remaining 2% is applied to the DB Plan. Member contributions to the DC Plan are allocated among investment choices by the member, and contributions to the DB Plan from the employer and the member are used to fund the defined benefit payment at a reduced level from the regular DB Plan. The defined benefit portion of the Combined Plan payment is payable to a member on or after age 60 with five years of service. The defined contribution portion of the account may be taken as a lump sum payment or converted to a lifetime monthly annuity after termination of employment at age 50 or later.

New members who choose the DC Plan or Combined Plan will have another opportunity to reselect a permanent plan during their fifth year of membership. Members may remain in the same plan or transfer to another STRS plan. The optional annuitization of a member's defined contribution account or the defined contribution portion of a member's Combined Plan account to a lifetime benefit results in STRS bearing the risk of investment gain or loss on the account. STRS has therefore included all three plan options as one defined benefit plan for GASB 68 reporting purposes.

A DB or Combined Plan member with five or more years of credited service who is determined to be disabled may qualify for a disability benefit. Eligible survivors of members who die before service retirement may qualify for monthly benefits. New members on or after July 1, 2013, must have at least ten years of qualifying service credit that apply for disability benefits. Members in the DC Plan who become disabled are entitled only to their account balance. If a member of the DC Plan dies before retirement benefits begin, the member's designated beneficiary is entitled to receive the member's account balance.

Funding Policy - Employer and member contribution rates are established by the State Teachers Retirement Board and limited by Chapter 3307 of the Ohio Revised Code. For fiscal year 2018, plan members were required to contribute 14 percent of their annual covered salary. The ESC was required to contribute 14 percent; the entire 14 percent was the portion used to fund pension obligations. The fiscal year 2018 contribution rates were equal to the statutory maximum rates.

The ESC's contractually required contribution to STRS was \$1,182,739 for fiscal year 2018. Of this amount, \$144,292 is reported as pension and postemployment benefits payable.

Pension Liabilities, Pension Expense, Deferred Outflows of Resources, and Deferred Inflows of Resources Related to Pensions

The net pension liability was measured as of June 30, 2017, and the total pension liability used to calculate the net pension liability was determined by an actuarial valuation as of that date. The ESC's proportion of the

**NORTH CENTRAL OHIO EDUCATIONAL SERVICE CENTER
SENECA COUNTY**

NOTES TO THE BASIC FINANCIAL STATEMENTS
FOR THE FISCAL YEAR ENDED JUNE 30, 2018
(Continued)

net pension liability was based on the ESC's share of contributions to the pension plan relative to the projected contributions of all participating entities. Following is information related to the proportionate share and pension expense:

	<u>SERS</u>	<u>STRS</u>	<u>Total</u>
Proportion of the net pension liability prior measurement date	0.13048660%	0.08448585%	
Proportion of the net pension liability current measurement date	<u>0.13779880%</u>	<u>0.07134877%</u>	
Change in proportionate share	<u>0.00731220%</u>	<u>-0.01313708%</u>	
Proportionate share of the net pension liability	\$ 8,233,174	\$ 16,949,053	\$ 25,182,227
Pension expense	\$ (422,561)	\$ (7,759,087)	\$ (8,181,648)

At June 30, 2018, the ESC reported deferred outflows of resources and deferred inflows of resources related to pensions from the following sources:

	<u>SERS</u>	<u>STRS</u>	<u>Total</u>
Deferred outflows of resources			
Differences between expected and actual experience	\$ 354,327	\$ 654,490	\$ 1,008,817
Changes of assumptions	425,744	3,706,944	4,132,688
Difference between ESC contributions and proportionate share of contributions/ change in proportionate share	399,031	426,647	825,678
ESC contributions subsequent to the measurement date	<u>571,802</u>	<u>1,182,739</u>	<u>1,754,541</u>
Total deferred outflows of resources	<u>\$ 1,750,904</u>	<u>\$ 5,970,820</u>	<u>\$ 7,721,724</u>
Deferred inflows of resources			
Differences between expected and actual experience	\$ -	\$ 136,602	\$ 136,602
Net difference between projected and actual earnings on pension plan investments	39,082	559,336	598,418
Difference between ESC contributions and proportionate share of contributions/ change in proportionate share	<u>312,331</u>	<u>4,276,163</u>	<u>4,588,494</u>
Total deferred inflows of resources	<u>\$ 351,413</u>	<u>\$ 4,972,101</u>	<u>\$ 5,323,514</u>

\$1,754,541 reported as deferred outflows of resources related to pension resulting from ESC contributions subsequent to the measurement date will be recognized as a reduction of the net pension liability in the year ending June 30, 2019. Other amounts reported as deferred outflows of resources and deferred inflows of resources related to pension will be recognized in pension expense as follows:

**NORTH CENTRAL OHIO EDUCATIONAL SERVICE CENTER
SENECA COUNTY**

NOTES TO THE BASIC FINANCIAL STATEMENTS
FOR THE FISCAL YEAR ENDED JUNE 30, 2018
(Continued)

Fiscal Year Ending June 30:	SERS	STRS	Total
2019	\$ 203,977	\$ (451,900)	\$ (247,923)
2020	603,128	308,990	912,118
2021	212,518	443,933	656,451
2022	(191,932)	(485,042)	(676,974)
Thereafter	(2)	(1)	(3)
Total	\$ 827,689	\$ (184,020)	\$ 643,669

Actuarial Assumptions - SERS

SERS' total pension liability was determined by their actuaries in accordance with GASB Statement No. 67, as part of their annual actuarial valuation for each defined benefit retirement plan. Actuarial valuations of an ongoing plan involve estimates of the value of reported amounts (e.g., salaries, credited service) and assumptions about the probability of occurrence of events far into the future (e.g., mortality, disabilities, retirements, employment termination). Actuarially determined amounts are subject to continual review and potential modifications, as actual results are compared with past expectations and new estimates are made about the future.

Projections of benefits for financial reporting purposes are based on the substantive plan (the plan as understood by the employers and plan members) and include the types of benefits provided at the time of each valuation and the historical pattern of sharing benefit costs between the employers and plan members to that point. The projection of benefits for financial reporting purposes does not explicitly incorporate the potential effects of legal or contractual funding limitations.

Actuarial calculations reflect a long-term perspective. For a newly hired employee, actuarial calculations will take into account the employee's entire career with the employer and also take into consideration the benefits, if any, paid to the employee after termination of employment until the death of the employee and any applicable contingent annuitant. In many cases actuarial calculations reflect several decades of service with the employer and the payment of benefits after termination.

Key methods and assumptions used in calculating the total pension liability in the latest actuarial valuation, prepared as of June 30, 2017, are presented below:

Wage inflation	3.00 percent
Future salary increases, including inflation	3.50 percent to 18.20 percent
COLA or ad hoc COLA	2.50 percent
Investment rate of return	7.50 percent net of investments expense, including inflation
Actuarial cost method	Entry age normal (level percent of payroll)

Prior to 2017, an assumption of 3 percent was used for COLA or Ad Hoc COLA.

For 2017, the mortality rates were based on the RP-2014 Blue Collar Mortality Table with fully generational projection and a five-year age set-back for both males and females. Mortality among service retired members, and beneficiaries were based upon the RP-2014 Blue Collar Mortality Table with fully generational projection with Scale BB, 120 percent of male rates, and 110 percent of female rates. Mortality among disabled members was based upon the RP-2000 Disabled Mortality Table, 90 percent for male rates and 100

**NORTH CENTRAL OHIO EDUCATIONAL SERVICE CENTER
SENECA COUNTY**

NOTES TO THE BASIC FINANCIAL STATEMENTS
FOR THE FISCAL YEAR ENDED JUNE 30, 2018
(Continued)

percent for female rates, set back five years is used for the period after disability retirement.

The most recent experience study was completed for the five year period ended June 30, 2015.

The long-term return expectation for the Pension Plan Investments has been determined using a building-block approach and assumes a time horizon, as defined in SERS' *Statement of Investment Policy*. A forecasted rate of inflation serves as the baseline for the return expectation. Various real return premiums over the baseline inflation rate have been established for each asset class. The long-term expected nominal rate of return has been determined by calculating an arithmetic weighted average of the expected real return premiums for each asset class, adding the projected inflation rate, and adding the expected return from rebalancing uncorrelated asset classes. The target allocation and best estimates of arithmetic real rates of return for each major assets class are summarized in the following table:

<u>Asset Class</u>	<u>Target Allocation</u>	<u>Long Term Expected Real Rate of Return</u>
Cash	1.00 %	0.50 %
US Equity	22.50	4.75
International Equity	22.50	7.00
Fixed Income	19.00	1.50
Private Equity	10.00	8.00
Real Assets	15.00	5.00
Multi-Asset Strategies	10.00	3.00
Total	<u>100.00 %</u>	

Discount Rate - The total pension liability was calculated using the discount rate of 7.50 percent. The projection of cash flows used to determine the discount rate assumed the contributions from employers and from the members would be computed based on contribution requirements as stipulated by State statute. Projected inflows from investment earning were calculated using the long-term assumed investment rate of return (7.50 percent). Based on those assumptions, the plan's fiduciary net position was projected to be available to make all future benefit payments of current plan members. Therefore, the long-term expected rate of return on pension plan investments was applied to all periods of projected benefits to determine the total pension liability.

Sensitivity of the ESC's Proportionate Share of the Net Pension Liability to Changes in the Discount Rate - Net pension liability is sensitive to changes in the discount rate, and to illustrate the potential impact the following table presents the net pension liability calculated using the discount rate of 7.50 percent, as well as what each plan's net pension liability would be if it were calculated using a discount rate that is one percentage point lower (6.50 percent), or one percentage point higher (8.50 percent) than the current rate.

	1% Decrease (6.50%)	Current Discount Rate (7.50%)	1% Increase (8.50%)
ESC's proportionate share of the net pension liability	\$ 11,425,506	\$ 8,233,174	\$ 5,558,945

**NORTH CENTRAL OHIO EDUCATIONAL SERVICE CENTER
SENECA COUNTY**

NOTES TO THE BASIC FINANCIAL STATEMENTS
FOR THE FISCAL YEAR ENDED JUNE 30, 2018
(Continued)

Actuarial Assumptions - STRS

Key methods and assumptions used in the latest actuarial valuation, reflecting experience study results used in the July 1, 2017, actuarial valuation, compared with July 1, 2016 are presented below:

	July 1, 2017	July 1, 2016
Inflation	2.50 percent	2.75 percent
Projected salary increases	12.50 percent at age 20 to 2.50 percent at age 65	12.25 percent at age 20 to 2.75 percent at age 70
Investment rate of return	7.45 percent, net of investment expenses, including inflation	7.75 percent, net of investment expenses, including inflation
Payroll increases	3 percent	3.5 percent
Cost-of-living adjustments (COLA)	0.0 percent, effective July 1, 2017	2 percent simple applied as follows: for members retiring before August 1, 2013, 2 percent per year; for members retiring August 1, 2013, or later, 2 percent COLA commences on fifth anniversary of retirement date.

For the July 1, 2017, actuarial valuation, post-retirement mortality rates for healthy retirees are based on the RP-2014 Annuitant Mortality Table with 50 percent of rates through age 69, 70 percent of rates between ages 70 and 79, 90 percent of rates between ages 80 and 84, and 100 percent of rates thereafter, projected forward generationally using mortality improvement scale MP-2016. Post-retirement disabled mortality rates are based on the RP-2014 Disabled Mortality Table with 90 percent of rates for males and 100 percent of rates for females, projected forward generationally using mortality improvement scale MP-2016. Pre-retirement mortality rates are based on RP-2014 Employee Mortality Table, projected forward generationally using mortality improvement scale MP-2016.

For the July 1, 2016 actuarial valuation, mortality rates were based on the RP-2000 Combined Mortality Table (Projection 2022—Scale AA) for Males and Females. Males' ages are set-back two years through age 89 and no set-back for age 90 and above. Females younger than age 80 are set back four years, one year set back from age 80 through 89, and no set back from age 90 and above.

Actuarial assumptions used in the July 1 2017, valuation are based on the results of an actuarial experience study for the period July 1, 2011 through June 30, 2016. Actuarial assumptions used in the June 30, 2016, valuation are based on the results of an actuarial experience study, effective July 1, 2012.

STRS Ohio's investment consultant develops an estimate range for the investment return assumption based on the target allocation adopted by the Retirement Board. The target allocation and long-term expected rate of return for each major asset class are summarized as follows:

**NORTH CENTRAL OHIO EDUCATIONAL SERVICE CENTER
SENECA COUNTY**

NOTES TO THE BASIC FINANCIAL STATEMENTS
FOR THE FISCAL YEAR ENDED JUNE 30, 2018
(Continued)

Asset Class	Target Allocation	Long Term Expected Real Rate of Return *
Domestic Equity	28.00 %	7.35 %
International Equity	23.00	7.55
Alternatives	17.00	7.09
Fixed Income	21.00	3.00
Real Estate	10.00	6.00
Liquidity Reserves	1.00	2.25
Total	100.00 %	

*10-Year geometric nominal returns, which include the real rate of return and inflation of 2.25% and does not include investment expenses. Over a 30-year period, STRS' investment consultant indicates that the above target allocations should generate a return above the actuarial rate of return, without net value added by management.

Discount Rate - The discount rate used to measure the total pension liability was 7.45 percent as of June 30, 2017. The discount rate used to measure the total pension liability was 7.75 percent as of June 30, 2016. The projection of cash flows used to determine the discount rate assumes member and employer contributions will be made at the statutory contribution rates in accordance with rate increases described above. For this purpose, only employer contributions that are intended to fund benefits of current plan members and their beneficiaries are included. Projected employer contributions that are intended to fund the service costs of future plan members and their beneficiaries, as well as projected contributions from future plan members, are not included. Based on those assumptions, STRS' fiduciary net position was projected to be available to make all projected future benefit payments to current plan members as of June 30, 2017. Therefore, the long-term expected rate of return on pension plan investments of 7.45 percent was applied to all periods of projected benefit payment to determine the total pension liability as of June 30, 2017.

Sensitivity of the ESC's Proportionate Share of the Net Pension Liability to Changes in the Discount Rate - The following table presents the ESC's proportionate share of the net pension liability calculated using the current period discount rate assumption of 7.45 percent, as well as what the ESC's proportionate share of the net pension liability would be if it were calculated using a discount rate that is one-percentage-point lower (6.45 percent) or one-percentage-point higher (8.45 percent) than the current rate:

	1% Decrease (6.45%)	Current Discount Rate (7.45%)	1% Increase (8.45%)
ESC's proportionate share of the net pension liability	\$ 24,295,891	\$ 16,949,053	\$ 10,760,444

NOTE 13 - DEFINED BENEFIT OPEB PLANS

Net OPEB Liability

The net OPEB liability reported on the statement of net position represents a liability to employees for OPEB. OPEB is a component of exchange transactions - between an employer and its employees - of salaries and benefits for employee services. OPEB are provided to an employee - on a deferred-payment basis - as part of the total compensation package offered by an employer for employee services each financial period. The

**NORTH CENTRAL OHIO EDUCATIONAL SERVICE CENTER
SENECA COUNTY**

NOTES TO THE BASIC FINANCIAL STATEMENTS
FOR THE FISCAL YEAR ENDED JUNE 30, 2018
(Continued)

obligation to sacrifice resources for OPEB is a present obligation because it was created as a result of employment exchanges that already have occurred.

The net OPEB liability represents the ESC's proportionate share of each OPEB plan's collective actuarial present value of projected benefit payments attributable to past periods of service, net of each OPEB plan's fiduciary net position. The net OPEB liability calculation is dependent on critical long-term variables, including estimated average life expectancies, earnings on investments, cost of living adjustments and others. While these estimates use the best information available, unknowable future events require adjusting these estimates annually.

The Ohio Revised Code limits the ESC's obligation for this liability to annually required payments. The ESC cannot control benefit terms or the manner in which OPEB are financed; however, the ESC does receive the benefit of employees' services in exchange for compensation including OPEB.

GASB 75 assumes the liability is solely the obligation of the employer, because they benefit from employee services. OPEB contributions come from these employers and health care plan enrollees which pay a portion of the health care costs in the form of a monthly premium. The Ohio Revised Code permits, but does not require the retirement systems to provide healthcare to eligible benefit recipients. Any change to benefits or funding could significantly affect the net OPEB liability. Resulting adjustments to the net OPEB liability would be effective when the changes are legally enforceable. The retirement systems may allocate a portion of the employer contributions to provide for these OPEB benefits.

The proportionate share of each plan's unfunded benefits is presented as a long-term *net OPEB liability* on the accrual basis of accounting. Any liability for the contractually-required OPEB contribution outstanding at the end of the year is included in pension and postemployment benefits payable on both the accrual and modified accrual bases of accounting.

Plan Description - School Employees Retirement System (SERS)

Health Care Plan Description - The ESC contributes to the SERS Health Care Fund, administered by SERS for non-certificated retirees and their beneficiaries. For GASB 75 purposes, this plan is considered a cost-sharing other postemployment benefit (OPEB) plan. SERS' Health Care Plan provides healthcare benefits to eligible individuals receiving retirement, disability, and survivor benefits, and to their eligible dependents. Members who retire after June 1, 1986, need 10 years of service credit, exclusive of most types of purchased credit, to qualify to participate in SERS' health care coverage. In addition to age and service retirees, disability benefit recipients and beneficiaries who are receiving monthly benefits due to the death of a member or retiree, are eligible for SERS' health care coverage. Most retirees and dependents choosing SERS' health care coverage are over the age of 65 and therefore enrolled in a fully insured Medicare Advantage plan; however, SERS maintains a traditional, self-insured preferred provider organization for its non-Medicare retiree population. For both groups, SERS offers a self-insured prescription drug program. Health care is a benefit that is permitted, not mandated, by statute. The financial report of the Plan is included in the SERS Comprehensive Annual Financial Report which can be obtained on SERS' website at www.ohsers.org under Employers/Audit Resources.

Access to health care for retirees and beneficiaries is permitted in accordance with Section 3309 of the Ohio Revised Code. The Health Care Fund was established and is administered in accordance with Internal Revenue Code Section 105(e). SERS' Retirement Board reserves the right to change or discontinue any health plan or program. Active employee members do not contribute to the Health Care Plan. The SERS Retirement Board established the rules for the premiums paid by the retirees for health care coverage for themselves and their dependents or for their surviving beneficiaries. Premiums vary depending on the plan selected, qualified years of service, Medicare eligibility, and retirement status.

**NORTH CENTRAL OHIO EDUCATIONAL SERVICE CENTER
SENECA COUNTY**

**NOTES TO THE BASIC FINANCIAL STATEMENTS
FOR THE FISCAL YEAR ENDED JUNE 30, 2018
(Continued)**

Funding Policy - State statute permits SERS to fund the health care benefits through employer contributions. Each year, after the allocation for statutorily required pensions and benefits, the Retirement Board may allocate the remainder of the employer contribution of 14 percent of covered payroll to the Health Care Fund in accordance with the funding policy. For fiscal year 2018, .5 percent of covered payroll was made to health care. An additional health care surcharge on employers is collected for employees earning less than an actuarially determined minimum compensation amount, pro-rated if less than a full year of service credit was earned. For fiscal year 2018, this amount was \$23,700. Statutes provide that no employer shall pay a health care surcharge greater than 2 percent of that employer's SERS-covered payroll; nor may SERS collect in aggregate more than 1.5 percent of the total statewide SERS-covered payroll for the health care surcharge. For fiscal year 2018, the ESC's surcharge obligation was \$75,452.

The surcharge, added to the allocated portion of the 14 percent employer contribution rate is the total amount assigned to the Health Care Fund. The ESC's contractually required contribution to SERS was \$96,629 for fiscal year 2018. Of this amount, \$76,727 is reported as pension and postemployment benefits payable.

Plan Description - State Teachers Retirement System (STRS)

Plan Description - The State Teachers Retirement System of Ohio (STRS) administers a cost-sharing Health Plan administered for eligible retirees who participated in the defined benefit or combined pension plans offered by STRS. Ohio law authorizes STRS to offer this plan. Benefits include hospitalization, physicians' fees, prescription drugs and partial reimbursement of monthly Medicare Part B premiums. Medicare Part B premium reimbursements will be discontinued effective January 1, 2020. The Plan is included in the report of STRS which can be obtained by visiting www.strsoh.org or by calling (888) 227-7877.

Funding Policy – Ohio Revised Code Chapter 3307 authorizes STRS to offer the Plan and gives the Retirement Board discretionary authority over how much, if any, of the health care costs will be absorbed by STRS. Active employee members do not contribute to the Health Care Plan. Nearly all health care plan enrollees, for the most recent year, pay a portion of the health care costs in the form of a monthly premium. Under Ohio law, funding for post-employment health care may be deducted from employer contributions, currently 14 percent of covered payroll. For the fiscal year ended June 30, 2018, STRS did not allocate any employer contributions to post-employment health care.

OPEB Liabilities, OPEB Expense, and Deferred Outflows of Resources and Deferred Inflows of Resources Related to OPEB

The net OPEB liability was measured as of June 30, 2017, and the total OPEB liability used to calculate the net OPEB liability was determined by an actuarial valuation as of that date. The ESC's proportion of the net OPEB liability was based on the ESC's share of contributions to the respective retirement systems relative to the contributions of all participating entities. Following is information related to the proportionate share and OPEB expense:

**NORTH CENTRAL OHIO EDUCATIONAL SERVICE CENTER
SENECA COUNTY**

NOTES TO THE BASIC FINANCIAL STATEMENTS
FOR THE FISCAL YEAR ENDED JUNE 30, 2018
(Continued)

	<u>SERS</u>	<u>STRS</u>	<u>Total</u>
Proportion of the net OPEB liability prior measurement date	0.13165844%	0.08448585%	
Proportion of the net OPEB liability current measurement date	<u>0.13955490%</u>	<u>0.07134877%</u>	
Change in proportionate share	<u>0.00789646%</u>	<u>-0.01313708%</u>	
Proportionate share of the net OPEB liability	\$ 3,745,287	\$ 2,783,766	\$ 6,529,053
OPEB expense	\$ 279,101	\$ (949,823)	\$ (670,722)

At June 30, 2018, the ESC reported deferred outflows of resources and deferred inflows of resources related to OPEB from the following sources:

	<u>SERS</u>	<u>STRS</u>	<u>Total</u>
Deferred outflows of resources			
Differences between expected and actual experience	\$ -	\$ 160,696	\$ 160,696
Difference between ESC contributions and proportionate share of contributions/ change in proportionate share	153,502	-	153,502
ESC contributions subsequent to the measurement date	<u>96,629</u>	<u>-</u>	<u>96,629</u>
Total deferred outflows of resources	<u>\$ 250,131</u>	<u>\$ 160,696</u>	<u>\$ 410,827</u>
	<u>SERS</u>	<u>STRS</u>	<u>Total</u>
Deferred inflows of resources			
Net difference between projected and actual earnings on pension plan investments	\$ 9,890	\$ 118,985	\$ 128,875
Changes of assumptions	355,409	224,241	579,650
Difference between ESC contributions and proportionate share of contributions/ change in proportionate share	<u>-</u>	<u>602,206</u>	<u>602,206</u>
Total deferred inflows of resources	<u>\$ 365,299</u>	<u>\$ 945,432</u>	<u>\$ 1,310,731</u>

\$96,629 reported as deferred outflows of resources related to OPEB resulting from ESC contributions subsequent to the measurement date will be recognized as a reduction of the net OPEB liability in the year ending June 30, 2019. Other amounts reported as deferred outflows of resources and deferred inflows of resources related to OPEB will be recognized in OPEB expense as follows:

**NORTH CENTRAL OHIO EDUCATIONAL SERVICE CENTER
SENECA COUNTY**

NOTES TO THE BASIC FINANCIAL STATEMENTS
FOR THE FISCAL YEAR ENDED JUNE 30, 2018
(Continued)

Fiscal Year Ending June 30:	<u>SERS</u>	<u>STRS</u>	<u>Total</u>
2019	\$ (75,628)	\$ (140,705)	\$ (216,333)
2020	(75,628)	(140,705)	(216,333)
2021	(58,070)	(140,705)	(198,775)
2022	(2,471)	(140,705)	(143,176)
2023	-	(110,960)	(110,960)
Thereafter	<u> </u>	<u>(110,956)</u>	<u>(110,956)</u>
Total	<u>\$ (211,797)</u>	<u>\$ (784,736)</u>	<u>\$ (996,533)</u>

Actuarial Assumptions - SERS

The total OPEB liability is determined by SERS' actuaries in accordance with GASB Statement No. 74, as part of their annual actuarial valuation for each retirement plan. Actuarial valuations of an ongoing plan involve estimates of the value of reported amounts (e.g., salaries, credited service) and assumptions about the probability of occurrence of events far into the future (e.g., mortality, disabilities, retirements, employment terminations). Actuarially determined amounts are subject to continual review and potential modifications, as actual results are compared with past expectations and new estimates are made about the future.

Projections of benefits for financial reporting purposes are based on the substantive plan (the plan as understood by the employers and plan members) and include the types of benefits provided at the time of each valuation and the historical pattern of sharing benefit costs between the employers and plan members to that point. The projection of benefits for financial reporting purposes does not explicitly incorporate the potential effects of legal or contractual funding limitations.

Actuarial calculations reflect a long-term perspective. For a newly hired employee, actuarial calculations will take into account the employee's entire career with the employer and also take into consideration the benefits, if any, paid to the employee after termination of employment until the death of the employee and any applicable contingent annuitant. In many cases, actuarial calculations reflect several decades of service with the employer and the payment of benefits after termination.

Key methods and assumptions used in calculating the total OPEB liability in the latest actuarial valuation date of June 30, 2017, are presented below:

**NORTH CENTRAL OHIO EDUCATIONAL SERVICE CENTER
SENECA COUNTY**

NOTES TO THE BASIC FINANCIAL STATEMENTS
FOR THE FISCAL YEAR ENDED JUNE 30, 2018
(Continued)

Wage inflation	3.00 percent
Future salary increases, including inflation	3.50 percent to 18.20 percent
Investment rate of return	7.50 percent net of investments expense, including inflation
Municipal bond index rate:	
Measurement date	3.56 percent
Prior measurement date	2.92 percent
Single equivalent interest rate, net of plan investment expense, including price inflation:	
Measurement date	3.63 percent
Prior measurement date	2.98 percent
Medical trend assumption:	
Medicare	5.50 to 5.00 percent
Pre-Medicare	7.50 to 5.00 percent

Mortality rates were based on the RP-2014 Blue Collar Mortality Table with fully generational projection and Scale BB, 120 percent of male rates and 110 percent of female rates. RP-2000 Disabled Mortality Table with 90 percent for male rates and 100 percent for female rates set back five years.

The most recent experience study was completed for the five year period ended June 30, 2015.

The long-term expected rate of return on plan assets is reviewed as part of the actuarial five-year experience study. The most recent study covers fiscal years 2010 through 2015, and was adopted by the Board on April 21, 2016. Several factors are considered in evaluating the long-term rate of return assumption including long-term historical data, estimates inherent in current market data, and a log-normal distribution analysis in which best-estimate ranges of expected future real rates of return were developed by the investment consultant for each major asset class. These ranges were combined to produce the long-term expected rate of return, 7.50 percent, by weighting the expected future real rates of return by the target asset allocation percentage and then adding expected inflation. The capital market assumptions developed by the investment consultant are intended for use over a 10-year horizon and may not be useful in setting the long-term rate of return for funding pension plans which covers a longer timeframe. The assumption is intended to be a long-term assumption and is not expected to change absent a significant change in the asset allocation, a change in the inflation assumption, or a fundamental change in the market that alters expected returns in future years.

The target asset allocation and best estimates of arithmetic real rates of return for each major asset class, as used in the June 30, 2015 five-year experience study, are summarized as follows:

Asset Class	Target Allocation	Long-Term Expected Real Rate of Return
Cash	1.00 %	0.50 %
US Stocks	22.50	4.75
Non-US Stocks	22.50	7.00
Fixed Income	19.00	1.50
Private Equity	10.00	8.00
Real Assets	15.00	5.00
Multi-Asset Strategies	10.00	3.00
Total	100.00 %	

**NORTH CENTRAL OHIO EDUCATIONAL SERVICE CENTER
SENECA COUNTY**

NOTES TO THE BASIC FINANCIAL STATEMENTS
FOR THE FISCAL YEAR ENDED JUNE 30, 2018
(Continued)

Discount Rate - The discount rate used to measure the total OPEB liability at June 30, 2017 was 3.63 percent. The discount rate used to measure total OPEB liability prior to June 30, 2017 was 2.98 percent. The projection of cash flows used to determine the discount rate assumed that contributions will be made from members and the System at the state statute contribution rate of 2.00 percent of projected covered employee payroll each year, which includes a 1.50 percent payroll surcharge and 0.50 percent of contributions from the basic benefits plan. Based on these assumptions, the OPEB plan's fiduciary net position was projected to become insufficient to make future benefit payments during the fiscal year ending June 30, 2025. Therefore, the long-term expected rate of return on OPEB plan assets was used to present value the projected benefit payments through the fiscal year ending June 30, 2024 and the Fidelity General Obligation 20-year Municipal Bond Index rate of 3.56 percent, as of June 30, 2017 (i.e. municipal bond rate), was used to present value the projected benefit payments for the remaining years in the projection. The total present value of projected benefit payments from all years was then used to determine the single rate of return that was used as the discount rate. The projection of future benefit payments for all current plan members was until the benefit payments ran out.

Sensitivity of the ESC's Proportionate Share of the Net OPEB Liability to Changes in the Discount Rate and Changes in the Health Care Cost Trend Rates - The net OPEB liability is sensitive to changes in the discount rate and the health care cost trend rate. The following table presents the net OPEB liability of SERS, what SERS' net OPEB liability would be if it were calculated using a discount rate that is 1 percentage point lower (2.63%) and higher (4.63%) than the current discount rate (3.63%). Also shown is what SERS' net OPEB liability would be based on health care cost trend rates that are 1 percentage point lower (6.5% decreasing to 4.0%) and higher (8.5% decreasing to 6.0%) than the current rate.

	1% Decrease (2.63%)	Current Discount Rate (3.63%)	1% Increase (4.63%)
ESC's proportionate share of the net OPEB liability	\$ 4,522,911	\$ 3,745,287	\$ 3,129,210
		Current Trend Rate	
	1% Decrease (6.5 % decreasing to 4.0 %)	(7.5 % decreasing to 5.0 %)	1% Increase (8.5 % decreasing to 6.0 %)
ESC's proportionate share of the net OPEB liability	\$ 3,039,020	\$ 3,745,287	\$ 4,680,044

Actuarial Assumptions - STRS

Key methods and assumptions used in the latest actuarial valuation, reflecting experience study results used in the June 30, 2017, actuarial valuation are presented below:

**NORTH CENTRAL OHIO EDUCATIONAL SERVICE CENTER
SENECA COUNTY**

NOTES TO THE BASIC FINANCIAL STATEMENTS
FOR THE FISCAL YEAR ENDED JUNE 30, 2018
(Continued)

Inflation	2.50 percent
Projected salary increases	12.50 percent at age 20 to 2.50 percent at age 65
Investment rate of return	7.45 percent, net of investment expenses, including inflation
Payroll increases	3 percent
Cost-of-living adjustments (COLA)	0.0 percent, effective July 1, 2017
Blended discount rate of return	4.13 percent
Health care cost trends	6 to 11 percent initial, 4.5 percent ultimate

Projections of benefits include the historical pattern of sharing benefit costs between the employers and retired plan members.

For healthy retirees the mortality rates are based on the RP-2014 Annuitant Mortality Table with 50 percent of rates through age 69, 70 percent of rates between ages 70 and 79, 90 percent of rates between ages 80 and 84, and 100 percent of rates thereafter, projected forward generationally using mortality improvement scale MP-2016. For disabled retirees, mortality rates are based on the RP-2014 Disabled Mortality Table with 90 percent of rates for males and 100 percent of rates for females, projected forward generationally using mortality improvement scale MP-2016.

Actuarial assumptions used in the June 30, 2017, valuation are based on the results of an actuarial experience study for the period July 1, 2011 through June 30, 2016.

Since the prior measurement date, the discount rate was increased from 3.26 percent to 4.13 percent based on the methodology defined under GASB Statement No. 74, Financial Reporting for Postemployment Benefit Plans Other Than Pension Plans (OPEB) and the long term expected rate of return was reduced from 7.75 percent to 7.45 percent. Valuation year per capita health care costs were updated, and the salary scale was modified. The percentage of future retirees electing each option was updated based on current data and the percentage of future disabled retirees and terminated vested participants electing health coverage were decreased. The assumed mortality, disability, retirement, withdrawal and future health care cost trend rates were modified along with the portion of rebated prescription drug costs.

Also since the prior measurement date, the subsidy multiplier for non-Medicare benefit recipients was reduced from 2.1 percent to 1.9 percent per year of service. Medicare Part B premium reimbursements were discontinued for certain survivors and beneficiaries and all remaining Medicare Part B premium reimbursements will be discontinued beginning January 2019. Subsequent to the current measurement date, the date for discontinuing remaining Medicare Part B premium reimbursements was extended to January 2020.

STRS' investment consultant develops an estimate range for the investment return assumption based on the target allocation adopted by the Retirement Board. The target allocation and long-term expected rate of return for each major asset class are summarized as follows:

**NORTH CENTRAL OHIO EDUCATIONAL SERVICE CENTER
SENECA COUNTY**

NOTES TO THE BASIC FINANCIAL STATEMENTS
FOR THE FISCAL YEAR ENDED JUNE 30, 2018
(Continued)

Asset Class	Target Allocation	Long Term Expected Real Rate of Return *
Domestic Equity	28.00 %	7.35 %
International Equity	23.00	7.55
Alternatives	17.00	7.09
Fixed Income	21.00	3.00
Real Estate	10.00	6.00
Liquidity Reserves	1.00	2.25
Total	100.00 %	

*10-Year geometric nominal returns, which include the real rate of return and inflation of 2.25% and does not include investment expenses. Over a 30-year period, STRS' investment consultant indicates that the above target allocations should generate a return above the actuarial rate of return, without net value added by management.

Discount Rate - The discount rate used to measure the total OPEB liability was 4.13 percent as of June 30, 2017. The projection of cash flows used to determine the discount rate assumes STRS Ohio continues to allocate no employer contributions to the health care fund. Based on these assumptions, the OPEB plan's fiduciary net position was not projected to be sufficient to make all projected future benefit payments of current plan members. The OPEB plan's fiduciary net position was projected to become insufficient to make future benefit payments during the fiscal year ending June 30, 2037. Therefore, the long-term expected rate of return on OPEB plan assets was used to determine the present value of the projected benefit payments through the fiscal year ending June 30, 2036 and the Bond Buyer 20-year municipal bond rate of 3.58 percent as of June 30, 2017 (i.e. municipal bond rate), was used to determine the present value of the projected benefit payments for the remaining years in the projection. The total present value of projected benefit payments from all years was then used to determine the single rate of return that was used as the discount rate. The blended discount rate of 4.13 percent, which represents the long-term expected rate of return of 7.45 percent for the funded benefit payments and the Bond Buyer 20-year municipal bond rate of 3.58 percent for the unfunded benefit payments, was used to measure the total OPEB liability as of June 30, 2017. A blended discount rate of 3.26 percent which represents the long term expected rate of return of 7.75 percent for the funded benefit payments and the Bond Buyer 20-year municipal bond rate of 2.85 percent for the unfunded benefit payments was used to measure the total OPEB liability at June 30, 2016.

Sensitivity of the ESC's Proportionate Share of the Net OPEB Liability to Changes in the Discount and Health Care Cost Trend Rate - The following table represents the net OPEB liability as of June 30, 2017, calculated using the current period discount rate assumption of 4.13 percent, as well as what the net OPEB liability would be if it were calculated using a discount rate that is one percentage point lower (3.13 percent) or one percentage point higher (5.13 percent) than the current assumption. Also shown is the net OPEB liability as if it were calculated using health care cost trend rates that are one percentage point lower or one percentage point higher than the current health care cost trend rates.

	1% Decrease (3.13%)	Current Discount Rate (4.13%)	1% Increase (5.13%)
ESC's proportionate share of the net OPEB liability	\$ 3,737,161	\$ 2,783,766	\$ 2,030,272

**NORTH CENTRAL OHIO EDUCATIONAL SERVICE CENTER
SENECA COUNTY**

NOTES TO THE BASIC FINANCIAL STATEMENTS
FOR THE FISCAL YEAR ENDED JUNE 30, 2018
(Continued)

	1% Decrease	Current Trend Rate	1% Increase
ESC's proportionate share of the net OPEB liability	\$ 1,934,041	\$ 2,783,766	\$ 3,902,103

NOTE 14 - STATE FUNDING

State Per-Pupil Funding - This funding materializes in the form of a per-pupil amount applied to the same student count extracted from the latest Report Card. For the purposes of this funding, the law distinguishes the 'High Performing' ESCs pursuant to Rule 3301-105-01 of the Administrative Code from the other ESCs and applies two per-pupil amounts to their state funding based on that distinction. High Performing ESCs are granted a per-pupil amount of \$26.00 while other ESCs' state funding is based on the per-pupil amount of \$24.00.

The law provides for \$40,000,000 in each fiscal year (fiscal year 2018 and fiscal year 2019) to be set aside from the Foundation Funding (line item 200-550) for this purpose. As the appropriation for this funding is set and the funding is based on a constant per-pupil amount, it is often necessary and authorized by law for the fund distribution to be prorated in order to stay within the appropriations. Obviously as the data changes during the course of a fiscal year, so does the proration rate to maintain the appropriated levels.

Local Per-Pupil Funding - ORC Section 3313.843(H) provides that pursuant to provisions of ORC Section 3317.023 the Ohio Department of Education annually shall deduct from each school district that enters into an agreement with an ESC under this section, a per-pupil amount of \$6.50 or an alternative amount in excess of \$6.50 if agreed upon by both the ESC and the client districts to be paid to the ESC. The per-pupil amount is multiplied by the school age students count of the client district as reported on the latest Report Card.

NOTE 15 - CONTINGENCIES

A. Grants

The ESC receives significant financial assistance from numerous federal, State and local agencies in the form of grants. The disbursement of funds received under these programs generally requires compliance with terms and conditions specified in the grant agreements and are subject to audit by the grantor agencies. Any disallowed claims resulting from such audits could become a liability of the ESC. However, in the opinion of management, any such disallowed claims will not have a material effect on the financial position of the ESC.

B. Litigation

The ESC is involved in no material litigation as either plaintiff or defendant.

C. Foundation Funding

The Ohio Department of Education (ODE) conducts reviews of enrollment data and full-time equivalency (FTE) calculations made by the ESCs. These reviews are conducted to ensure the ESCs are reporting accurate student enrollment data to the State, upon which State foundation funding is calculated. As of the date of this report, ODE has not finalized the impact of enrollment adjustments to the June 30, 2018 Foundation funding for the ESC; therefore, the financial statement impact is not determinable at this time. ODE and management believe this will result in either a receivable to or liability of the ESC.

**NORTH CENTRAL OHIO EDUCATIONAL SERVICE CENTER
SENECA COUNTY**

NOTES TO THE BASIC FINANCIAL STATEMENTS
FOR THE FISCAL YEAR ENDED JUNE 30, 2018
(Continued)

NOTE 16 - OTHER COMMITMENTS

The ESC utilizes encumbrance accounting as part of its budgetary controls. Encumbrances outstanding at year end may be reported as part of restricted, committed, or assigned classifications of fund balance. At year end, the ESC's commitments for encumbrances in the governmental funds were as follows:

<u>Fund</u>	<u>Year-End Encumbrances</u>
General fund	\$ 197,936
Miscellaneous State Grants fund	1,092
Other Governmental	<u>57,435</u>
Total	<u>\$ 256,463</u>

**NORTH CENTRAL OHIO EDUCATIONAL SERVICE CENTER
SENECA COUNTY**

SCHEDULES OF REQUIRED SUPPLEMENTARY INFORMATION

SCHEDULE OF THE ESC'S PROPORTIONATE SHARE OF
THE NET PENSION LIABILITY
SCHOOL EMPLOYEES RETIREMENT SYSTEM (SERS) OF OHIO

LAST FIVE FISCAL YEARS

	<u>2018</u>	<u>2017</u>	<u>2016</u>	<u>2015</u>	<u>2014</u>
ESC's proportion of the net pension liability	0.13779880%	0.13048660%	0.12759130%	0.15014700%	0.15014700%
ESC's proportionate share of the net pension liability	\$ 8,233,174	\$ 9,550,415	\$ 7,280,483	\$ 7,598,854	\$ 8,928,760
ESC's covered-employee payroll	\$ 4,538,457	\$ 4,040,064	\$ 3,841,161	\$ 4,362,973	\$ 4,326,329
ESC's proportionate share of the net pension liability as a percentage of its covered-employee payroll	181.41%	236.39%	189.54%	174.17%	206.38%
Plan fiduciary net position as a percentage of the total pension liability	69.50%	62.98%	69.16%	71.70%	65.52%

Note: Information prior to 2014 was unavailable. Schedule is intended to show information for 10 years. Additional years will be displayed as they become available.

Amounts presented for each fiscal year were determined as of the ESC's measurement date which is the prior year-end.

SEE ACCOMPANYING NOTES TO THE REQUIRED SUPPLEMENTARY INFORMATION

**NORTH CENTRAL OHIO EDUCATIONAL SERVICE CENTER
SENECA COUNTY**

SCHEDULES OF REQUIRED SUPPLEMENTARY INFORMATION

SCHEDULE OF THE ESC'S PROPORTIONATE SHARE OF
THE NET PENSION LIABILITY
STATE TEACHERS RETIREMENT SYSTEM (STRS) OF OHIO

LAST FIVE FISCAL YEARS

	<u>2018</u>	<u>2017</u>	<u>2016</u>	<u>2015</u>	<u>2014</u>
ESC's proportion of the net pension liability	0.07134877%	0.08448585%	0.08197285%	0.09202149%	0.09202149%
ESC's proportionate share of the net pension liability	\$ 16,949,053	\$ 28,279,961	\$ 22,654,898	\$ 22,382,811	\$ 26,662,258
ESC's covered-employee payroll	\$ 7,540,771	\$ 8,877,171	\$ 8,508,264	\$ 9,402,054	\$ 9,405,869
ESC's proportionate share of the net pension liability as a percentage of its covered-employee payroll	224.77%	318.57%	266.27%	238.06%	283.46%
Plan fiduciary net position as a percentage of the total pension liability	75.30%	66.80%	72.10%	74.70%	69.30%

Note: Information prior to 2014 was unavailable. Schedule is intended to show information for 10 years. Additional years will be displayed as they become available.

Amounts presented for each fiscal year were determined as of the ESC's measurement date which is the prior year-end.

SEE ACCOMPANYING NOTES TO THE REQUIRED SUPPLEMENTARY INFORMATION

**NORTH CENTRAL OHIO EDUCATIONAL SERVICE CENTER
SENECA COUNTY**

SCHEDULES OF REQUIRED SUPPLEMENTARY INFORMATION

SCHEDULE OF ESC PENSION CONTRIBUTIONS
SCHOOL EMPLOYEES RETIREMENT SYSTEM (SERS) OF OHIO

LAST TEN FISCAL YEARS

	<u>2018</u>	<u>2017</u>	<u>2016</u>	<u>2015</u>
Contractually required contribution	\$ 571,802	\$ 635,384	\$ 565,609	\$ 506,265
Contributions in relation to the contractually required contribution	<u>(571,802)</u>	<u>(635,384)</u>	<u>(565,609)</u>	<u>(506,265)</u>
Contribution deficiency (excess)	<u>\$ -</u>	<u>\$ -</u>	<u>\$ -</u>	<u>\$ -</u>
ESC's covered-employee payroll	\$ 4,235,570	\$ 4,538,457	\$ 4,040,064	\$ 3,841,161
Contributions as a percentage of covered-employee payroll	13.50%	14.00%	14.00%	13.18%

SEE ACCOMPANYING NOTES TO THE REQUIRED SUPPLEMENTARY INFORMATION

<u>2014</u>	<u>2013</u>	<u>2012</u>	<u>2011</u>	<u>2010</u>	<u>2009</u>
\$ 604,708	\$ 598,764	\$ 533,396	\$ 476,387	\$ 476,512	\$ 291,490
<u>(604,708)</u>	<u>(598,764)</u>	<u>(533,396)</u>	<u>(476,387)</u>	<u>(476,512)</u>	<u>(291,490)</u>
<u>\$ -</u>	<u>\$ -</u>	<u>\$ -</u>	<u>\$ -</u>	<u>\$ -</u>	<u>\$ -</u>
\$ 4,362,973	\$ 4,326,329	\$ 3,965,770	\$ 3,789,873	\$ 3,519,291	\$ 2,962,297
13.86%	13.84%	13.45%	12.57%	13.54%	9.84%

**NORTH CENTRAL OHIO EDUCATIONAL SERVICE CENTER
SENECA COUNTY**

SCHEDULES OF REQUIRED SUPPLEMENTARY INFORMATION

SCHEDULE OF ESC PENSION CONTRIBUTIONS
STATE TEACHERS RETIREMENT SYSTEM (STRS) OF OHIO

LAST TEN FISCAL YEARS

	<u>2018</u>	<u>2017</u>	<u>2016</u>	<u>2015</u>
Contractually required contribution	\$ 1,182,739	\$ 1,055,708	\$ 1,242,804	\$ 1,191,157
Contributions in relation to the contractually required contribution	<u>(1,182,739)</u>	<u>(1,055,708)</u>	<u>(1,242,804)</u>	<u>(1,191,157)</u>
Contribution deficiency (excess)	<u>\$ -</u>	<u>\$ -</u>	<u>\$ -</u>	<u>\$ -</u>
ESC's covered-employee payroll	\$ 8,448,136	\$ 7,540,771	\$ 8,877,171	\$ 8,508,264
Contributions as a percentage of covered-employee payroll	14.00%	14.00%	14.00%	14.00%

SEE ACCOMPANYING NOTES TO THE REQUIRED SUPPLEMENTARY INFORMATION

<u>2014</u>	<u>2013</u>	<u>2012</u>	<u>2011</u>	<u>2010</u>	<u>2009</u>
\$ 1,222,267	\$ 1,222,763	\$ 1,097,398	\$ 1,030,252	\$ 988,611	\$ 914,357
<u>(1,222,267)</u>	<u>(1,222,763)</u>	<u>(1,097,398)</u>	<u>(1,030,252)</u>	<u>(988,611)</u>	<u>(914,357)</u>
<u>\$ -</u>	<u>\$ -</u>	<u>\$ -</u>	<u>\$ -</u>	<u>\$ -</u>	<u>\$ -</u>
\$ 9,402,054	\$ 9,405,869	\$ 8,441,523	\$ 7,925,015	\$ 7,604,700	\$ 7,033,515
13.00%	13.00%	13.00%	13.00%	13.00%	13.00%

**NORTH CENTRAL OHIO EDUCATIONAL SERVICE CENTER
SENECA COUNTY**

SCHEDULES OF REQUIRED SUPPLEMENTARY INFORMATION

SCHEDULE OF THE ESC'S PROPORTIONATE SHARE OF
THE NET OPEB LIABILITY
SCHOOL EMPLOYEES RETIREMENT SYSTEM (SERS) OF OHIO

LAST TWO FISCAL YEARS

	2018	2017
ESC's proportion of the net OPEB liability	0.13955490%	0.13165844%
ESC's proportionate share of the net OPEB liability	\$ 3,745,287	\$ 3,752,753
ESC's covered-employee payroll	\$ 4,538,457	\$ 4,040,064
ESC's proportionate share of the net OPEB liability as a percentage of its covered-employee payroll	82.52%	92.89%
Plan fiduciary net position as a percentage of the total OPEB liability	12.46%	11.49%

Note: Information prior to 2017 was unavailable. Schedule is intended to show information for 10 years. Additional years will be displayed as they become available.

Amounts presented for each fiscal year were determined as of the ESC's measurement date which is the prior year-end.

SEE ACCOMPANYING NOTES TO THE REQUIRED SUPPLEMENTARY INFORMATION

**NORTH CENTRAL OHIO EDUCATIONAL SERVICE CENTER
SENECA COUNTY**

SCHEDULES OF REQUIRED SUPPLEMENTARY INFORMATION

SCHEDULE OF THE ESC'S PROPORTIONATE SHARE OF
THE NET OPEB LIABILITY
STATE TEACHERS RETIREMENT SYSTEM (STRS) OF OHIO

LAST TWO FISCAL YEARS

	2018	2017
ESC's proportion of the net OPEB liability	0.07134877%	0.08448585%
ESC's proportionate share of the net OPEB liability	\$ 2,783,766	\$ 4,518,325
ESC's covered-employee payroll	\$ 7,540,771	\$ 8,877,171
ESC's proportionate share of the net OPEB liability as a percentage of its covered-employee payroll	36.92%	50.90%
Plan fiduciary net position as a percentage of the total OPEB liability	47.10%	37.30%

Note: Information prior to 2017 was unavailable. Schedule is intended to show information for 10 years. Additional years will be displayed as they become available.

Amounts presented for each fiscal year were determined as of the ESC's measurement date which is the prior year-end.

SEE ACCOMPANYING NOTES TO THE REQUIRED SUPPLEMENTARY INFORMATION

**NORTH CENTRAL OHIO EDUCATIONAL SERVICE CENTER
SENECA COUNTY**

SCHEDULES OF REQUIRED SUPPLEMENTARY INFORMATION

SCHEDULE OF ESC OPEB CONTRIBUTIONS
SCHOOL EMPLOYEES RETIREMENT SYSTEM (SERS) OF OHIO

LAST TEN FISCAL YEARS

	<u>2018</u>	<u>2017</u>	<u>2016</u>	<u>2015</u>
Contractually required contribution	\$ 96,629	\$ 74,770	\$ 64,151	\$ 104,079
Contributions in relation to the contractually required contribution	<u>(96,629)</u>	<u>(74,770)</u>	<u>(64,151)</u>	<u>(104,079)</u>
Contribution deficiency (excess)	<u>\$ -</u>	<u>\$ -</u>	<u>\$ -</u>	<u>\$ -</u>
ESC's covered-employee payroll	\$ 4,235,570	\$ 4,538,457	\$ 4,040,064	\$ 3,841,161
Contributions as a percentage of covered-employee payroll	2.28%	1.65%	1.59%	2.71%

SEE ACCOMPANYING NOTES TO THE REQUIRED SUPPLEMENTARY INFORMATION

<u>2014</u>	<u>2013</u>	<u>2012</u>	<u>2011</u>	<u>2010</u>	<u>2009</u>
\$ 70,923	\$ 77,004	\$ 95,458	\$ 124,496	\$ 75,261	\$ 149,627
<u>(70,923)</u>	<u>(77,004)</u>	<u>(95,458)</u>	<u>(124,496)</u>	<u>(75,261)</u>	<u>(149,627)</u>
<u>\$ -</u>	<u>\$ -</u>	<u>\$ -</u>	<u>\$ -</u>	<u>\$ -</u>	<u>\$ -</u>
\$ 4,362,973	\$ 4,326,329	\$ 3,965,770	\$ 3,789,873	\$ 3,519,291	\$ 2,962,297
1.63%	1.78%	2.41%	3.28%	2.14%	5.05%

**NORTH CENTRAL OHIO EDUCATIONAL SERVICE CENTER
SENECA COUNTY**

SCHEDULES OF REQUIRED SUPPLEMENTARY INFORMATION

SCHEDULE OF ESC OPEB CONTRIBUTIONS
STATE TEACHERS RETIREMENT SYSTEM (STRS) OF OHIO

LAST TEN FISCAL YEARS

	<u>2018</u>	<u>2017</u>	<u>2016</u>	<u>2015</u>
Contractually required contribution	\$ -	\$ -	\$ -	\$ -
Contributions in relation to the contractually required contribution	<u>-</u>	<u>-</u>	<u>-</u>	<u>-</u>
Contribution deficiency (excess)	<u>\$ -</u>	<u>\$ -</u>	<u>\$ -</u>	<u>\$ -</u>
ESC's covered-employee payroll	\$ 8,448,136	\$ 7,540,771	\$ 8,877,171	\$ 8,508,264
Contributions as a percentage of covered-employee payroll	0.00%	0.00%	0.00%	0.00%

SEE ACCOMPANYING NOTES TO THE REQUIRED SUPPLEMENTARY INFORMATION

<u>2014</u>	<u>2013</u>	<u>2012</u>	<u>2011</u>	<u>2010</u>	<u>2009</u>
\$ 94,059	\$ 84,415	\$ 79,250	\$ 78,489	\$ 76,047	\$ 70,335
<u>(94,059)</u>	<u>(84,415)</u>	<u>(79,250)</u>	<u>(78,489)</u>	<u>(76,047)</u>	<u>(70,335)</u>
<u>\$ -</u>	<u>\$ -</u>	<u>\$ -</u>	<u>\$ -</u>	<u>\$ -</u>	<u>\$ -</u>
\$ 9,402,054	\$ 9,405,869	\$ 8,441,523	\$ 7,925,015	\$ 7,604,700	\$ 7,033,515
1.00%	1.00%	1.00%	1.00%	1.00%	1.00%

**NORTH CENTRAL OHIO EDUCATIONAL SERVICE CENTER
SENECA COUNTY**

NOTES TO REQUIRED SUPPLEMENTARY INFORMATION
FOR THE FISCAL YEAR ENDED JUNE 30, 2018

PENSION

SCHOOL EMPLOYEES RETIREMENT SYSTEM (SERS) OF OHIO

Changes in benefit terms: There were no changes in benefit terms from the amounts reported for fiscal years 2014-2017. For fiscal year 2018, SERS changed from a fixed 3% annual increase to a Cost of Living Adjustment (COLA) based on the changes in the Consumer Price Index (CPI-W), with a cap of 2.5%.

Changes in assumptions: There were no changes in methods and assumptions used in the calculation of actuarial determined contributions for fiscal years 2014-2016. For fiscal year 2017, the following changes of assumptions affected the total pension liability since the prior measurement date: (a) the assumed rate of inflation was reduced from 3.25% to 3.00%, (b) payroll growth assumption was reduced from 4.00% to 3.50%, (c) mortality among active members was updated to RP-2014 Blue Collar Mortality Table with fully generational projection and a five year age set-back for both males and females, (d) mortality among service retired members, and beneficiaries was updated to the following RP-2014 Blue Collar Mortality Table with fully generational projection with Scale BB, 120% of male rates, and 110% of female rates, (e) mortality among disabled members was updated to RP-2000 Disabled Mortality Table, 90% for male rates and 100% for female rates, set back five years is used for the period after disability retirement and (f) the discount rate was reduced from 7.75% to 7.50%. There were no changes in methods and assumptions used in the calculation of actuarial determined contributions for fiscal year 2018.

STATE TEACHERS RETIREMENT SYSTEM (STRS) OF OHIO

Changes in benefit terms: There were no changes in benefit terms from the amounts reported for fiscal years 2014-2017. For fiscal year 2018, STRS decreased the Cost of Living Adjustment (COLA) to zero.

Changes in assumptions: There were no changes in methods and assumptions used in the calculation of actuarial determined contributions for fiscal years 2014-2017. For fiscal year 2018, the following changes of assumption affected the total pension liability since the prior measurement date: (a) the long term expected rate of return was reduced from 7.75% to 7.45%, (b) the inflation assumption was lowered from 2.75% to 2.50%, (c) the payroll growth assumption was lowered to 3.00%, (d) total salary increases rate was lowered by decreasing the merit component of the individual salary increases, in addition to a decrease of 0.25% due to lower inflation and (e) the healthy and disabled mortality assumptions were updated to the RP-2014 mortality tables with generational improvement scale MP-2016.

(Continued)

**NORTH CENTRAL OHIO EDUCATIONAL SERVICE CENTER
SENECA COUNTY**

NOTES TO REQUIRED SUPPLEMENTARY INFORMATION
FOR THE FISCAL YEAR ENDED JUNE 30, 2018
(Continued)

OTHER POSTEMPLOYMENT BENEFITS (OPEB)

SCHOOL EMPLOYEES RETIREMENT SYSTEM (SERS) OF OHIO

Changes in benefit terms: There were no changes in benefit terms from the amounts reported for fiscal years 2017-2018.

Changes in assumptions: There were no changes in methods and assumptions used in the calculation of actuarial determined contributions for fiscal years 2017. Amounts reported for fiscal year 2018 incorporate changes in key methods and assumptions used in calculating the total OPEB liability: (a) Municipal Bond Index Rate was increased from 2.92% to 3.56% and (b) Single Equivalent Interest Rate, net of plan investment expense, including price inflation was increased from 2.98% to 3.63%.

STATE TEACHERS RETIREMENT SYSTEM (STRS) OF OHIO

Changes in benefit terms: There were no changes in benefit terms from the amounts reported for fiscal year 2017. For fiscal year 2018, STRS reduced the subsidy multiplier for non-Medicare benefit recipients from 2.1% to 1.9% per year of service. Medicare Part B premium reimbursements were discontinued for certain survivors and beneficiaries and all remaining Medicare Part B premium reimbursements will be discontinued beginning January 2019.

Changes in assumptions: There were no changes in methods and assumptions used in the calculation of actuarial determined contributions for fiscal year 2017. For fiscal year 2018, the following changes of assumption affected the total OPEB liability since the prior measurement date: (a) the discount rate was increased from 3.26% to 4.13% based on the methodology defined under GASB Statement No. 74, Financial Reporting for Postemployment Benefit Plans Other Than Pension Plans (OPEB), (b) the long term expected rate of return was reduced from 7.75% to 7.45%, (c) valuation year per capita health care costs were updated, and the salary scale was modified, (d) the percentage of future retirees electing each option was updated based on current data and the percentage of future disabled retirees and terminated vested participants electing health coverage were decreased and (e) the assumed mortality, disability, retirement, withdrawal and future health care cost trend rates were modified along with the portion of rebated prescription drug costs.

**NORTH CENTRAL OHIO EDUCATIONAL SERVICE CENTER
SENECA COUNTY**

SCHEDULE OF REVENUES, EXPENDITURES AND CHANGES IN
FUND BALANCE - BUDGET AND ACTUAL (NON-GAAP BUDGETARY BASIS)
GENERAL FUND
FOR THE FISCAL YEAR ENDED JUNE 30, 2018

	<u>Budgeted Amounts</u>		<u>Actual</u>	<u>Variance with Final Budget Positive (Negative)</u>
	<u>Original</u>	<u>Final</u>		
Revenues:				
From local sources:				
Tuition	\$ 11,596,803	\$ 11,737,067	\$ 11,686,078	\$ (50,989)
Earnings on investments	7,006	12,500	14,335	1,835
Classroom materials and fees	180	180	-	(180)
Contributions and donations	11,396	13,886	10,630	(3,256)
Contract services	4,236,287	4,799,005	4,385,961	(413,044)
Other local revenues	1,075,758	777,901	704,837	(73,064)
Intergovernmental - state	876,627	875,857	875,699	(158)
Total revenues	17,804,057	18,216,396	17,677,540	(538,856)
Expenditures:				
Current:				
Instruction:				
Regular	1,904,187	1,857,631	1,813,572	44,059
Special	4,144,473	4,150,548	3,974,525	176,023
Vocational	339,156	336,849	333,722	3,127
Other	342,869	336,569	303,862	32,707
Support services:				
Pupil	4,152,793	4,121,622	4,025,258	96,364
Instructional staff	2,473,191	2,646,301	2,540,116	106,185
Board of education	94,758	139,112	129,950	9,162
Administration	1,779,706	1,747,346	1,674,789	72,557
Fiscal	870,992	812,997	802,425	10,572
Business	199,661	198,131	188,026	10,105
Operations and maintenance	491,893	515,738	475,577	40,161
Pupil transportation	116,085	126,732	122,463	4,269
Central	939,956	1,243,189	1,192,689	50,500
Operation of non-instructional services:				
Other non-instructional services	175,877	171,586	170,048	1,538
Total expenditures	18,025,597	18,404,351	17,747,022	657,329
Excess of expenditures over revenues	(221,540)	(187,955)	(69,482)	118,473
Other financing sources (uses):				
Refund of prior year expenditures	83,000	90,000	90,152	152
Transfers in	-	179,364	189,162	9,798
Transfers (out)	(280,290)	(432,778)	(432,778)	-
Total other financing sources (uses)	(197,290)	(163,414)	(153,464)	9,950
Net change in fund balance	(418,830)	(351,369)	(222,946)	128,423
Fund balance at beginning of year	834,776	834,776	834,776	-
Prior year encumbrances appropriated	210,717	210,717	210,717	-
Fund balance at end of year	\$ 626,663	\$ 694,124	\$ 822,547	\$ 128,423

SEE ACCOMPANYING NOTES TO THE SUPPLEMENTARY INFORMATION

**NORTH CENTRAL OHIO EDUCATIONAL SERVICE CENTER
SENECA COUNTY**

SCHEDULE OF REVENUES, EXPENDITURES AND CHANGES IN
FUND BALANCE - BUDGET AND ACTUAL (NON-GAAP BUDGETARY BASIS)
MISCELLANEOUS STATE GRANTS FUND
FOR THE FISCAL YEAR ENDED JUNE 30, 2018

	<u>Budgeted Amounts</u>			Variance with Final Budget Positive (Negative)
	<u>Original</u>	<u>Final</u>	<u>Actual</u>	
Revenues:				
Intergovernmental - state	\$ 276,008	\$ 286,008	\$ 260,118	\$ (25,890)
Total revenues	<u>276,008</u>	<u>286,008</u>	<u>260,118</u>	<u>(25,890)</u>
Expenditures:				
Instructional staff	179,839	216,232	245,223	(28,991)
Administration.	11,272	12,390	14,497	(2,107)
Fiscal	7,159	7,999	9,441	(1,442)
Operations and maintenance.	5,520	5,827	6,877	(1,050)
Central.	16,833	222,187	252,631	(30,444)
Operation of non-instructional services:				
Other non-instructional services	86,445	91,377	-	91,377
Intergovernmental.	<u>40,078</u>	<u>42,365</u>	<u>63,190</u>	<u>(20,825)</u>
Total expenditures	<u>347,146</u>	<u>598,377</u>	<u>591,859</u>	<u>6,518</u>
Excess of expenditures over revenues	<u>(71,138)</u>	<u>(312,369)</u>	<u>(331,741)</u>	<u>(19,372)</u>
Other financing sources:				
Loan proceeds	71,000	312,231	315,821	3,590
Total other financing sources	<u>71,000</u>	<u>312,231</u>	<u>315,821</u>	<u>3,590</u>
Net change in fund balance	(138)	(138)	(15,920)	(15,782)
Fund balance (deficit) at beginning of year	(26,021)	(26,021)	(26,021)	-
Prior year encumbrances appropriated . .	26,159	26,159	26,159	-
Fund balance (deficit) at end of year. . . .	<u>\$ -</u>	<u>\$ -</u>	<u>\$ (15,782)</u>	<u>\$ (15,782)</u>

SEE ACCOMPANYING NOTES TO THE SUPPLEMENTARY INFORMATION

**NORTH CENTRAL OHIO EDUCATIONAL SERVICE CENTER
SENECA COUNTY**

**NOTES TO THE SUPPLEMENTARY INFORMATION
FOR THE FISCAL YEAR ENDED JUNE 30, 2018**

Although not legally required, the ESC adopts its budget for all funds. The budget includes the estimated resources and expenditures for each fund and consists of three parts: Part (A) includes entitlement funding from the State, Part (B) includes the cost of all other lawful expenditures of the ESC (which are apportioned by the State Department of Education to each local board of education under the supervision of the ESC), and Part (C) includes the adopted appropriation resolution.

In fiscal year 2004, the ESC requirement to file budgetary information with the Ohio Department of Education was eliminated. Even though the budgetary process for the ESC was discretionary, the ESC continued to have its Board approve appropriations and estimated resources. The ESC's Board adopts an annual appropriation resolution, which is the Board's authorization to spend resources and sets annual limits on expenditures at the level of control selected by the Board. The level of control has been established by the Board at the fund level for all funds. Budgetary information for the General fund and the Miscellaneous State Grants fund has been presented as supplementary information to the basic financial statements.

While reporting financial position and changes in financial position/fund balance on the basis of generally accepted accounting principles (GAAP), the budgetary basis is based upon accounting for certain transactions on a basis of cash receipts and disbursements plus encumbrances.

The adjustments necessary to convert the results of operations for the year on the budget basis to the GAAP basis for the General fund and the Miscellaneous State Grants fund are as follows:

Net Change in Fund Balance

	General Fund	Miscellaneous State Grants Fund
Budget basis	\$ (222,946)	\$ (15,920)
Net adjustment for revenue accruals	331,304	(6,709)
Net adjustment for expenditure accruals	(20,793)	17,883
Net adjustment for other sources/uses	(90,152)	-
Funds budgeted elsewhere	43,980	-
Adjustment for encumbrances	309,767	11,562
GAAP basis	\$ 351,160	\$ 6,816

Certain funds that are budgeted in separate special revenue funds are considered part of the General fund on a GAAP basis. This includes the Public School Support fund and the Termination Benefits fund.

**NORTH CENTRAL OHIO EDUCATIONAL SERVICE CENTER
SENECA COUNTY**

**SCHEDULE OF RECEIPTS AND EXPENDITURES OF FEDERAL AWARDS
FOR THE FISCAL YEAR ENDED JUNE 30, 2018**

FEDERAL GRANTOR Pass Through Grantor Program / Cluster Title	Federal CFDA Number	Total Federal Receipts	Total Federal Expenditures
UNITED STATES DEPARTMENT OF AGRICULTURE			
<i>Passed Through Ohio Department of Education</i>			
Child Nutrition Cluster:			
National School Lunch Program	10.555	\$ 16,739	\$ 16,739
School Breakfast Program	10.553	294	294
Total Child Nutrition Cluster		<u>17,033</u>	<u>17,033</u>
Total U.S. Department of Agriculture		<u>17,033</u>	<u>17,033</u>
UNITED STATES DEPARTMENT OF EDUCATION			
<i>Passed Through Ohio Department of Education</i>			
Special Education Cluster (IDEA):			
Special Education Grants to States	84.027	1,202,149	1,201,657
Special Education Preschool Grants	84.173	170,180	170,556
Total Special Education Cluster (IDEA)		<u>1,372,329</u>	<u>1,372,213</u>
Title I Grants To Local Educational Agencies	84.010	64,060	64,340
English Language Acquisition State Grants	84.365	40,154	40,154
Special Education - State Personnel Development	84.323	919	919
<i>Passed Through Ohio Department of Developmental Disabilities</i>			
Special Education - Grants for Infants and Families	84.181	<u>59,407</u>	<u>59,407</u>
Total U.S. Department of Education		<u>1,536,869</u>	<u>1,537,033</u>
Total Receipts and Expenditures of Federal Awards		<u><u>\$ 1,553,902</u></u>	<u><u>\$ 1,554,066</u></u>

The accompanying notes are an integral part of this schedule.

**NORTH CENTRAL OHIO EDUCATIONAL SERVICE CENTER
SENECA COUNTY**

**NOTES TO THE SCHEDULE OF RECEIPTS AND EXPENDITURES OF FEDERAL AWARDS
2 CFR 200.510(b)(6)
FOR THE FISCAL YEAR ENDED JUNE 30, 2018**

NOTE A – BASIS OF PRESENTATION

The accompanying Schedule of Receipts and Expenditures of Federal Awards (the Schedule) includes the federal award activity of North Central Ohio Educational Service Center, Seneca County, Ohio (the ESC's) under programs of the federal government for the year ended June 30, 2018. The information on this Schedule is prepared in accordance with the requirements of Title 2 U.S. Code of Federal Regulations Part 200, *Uniform Administrative Requirements, Cost Principles, and Audit Requirements for Federal Awards* (Uniform Guidance). Because the Schedule presents only a selected portion of the operations of the ESC, it is not intended to and does not present the financial position or changes in net position of the ESC.

NOTE B – SUMMARY OF SIGNIFICANT ACCOUNTING POLICIES

Receipts and expenditures reported on the Schedule are reported on the cash basis of accounting. Such expenditures are recognized following the cost principles contained in Uniform Guidance wherein certain types of expenditures may or may not be allowable or may be limited as to reimbursement.

NOTE C – INDIRECT COST RATE

The ESC has elected not to use the 10-percent de minimis indirect cost rate as allowed under the Uniform Guidance.

NOTE D – CHILD NUTRITION CLUSTER

The ESC commingles cash receipts from the U.S. Department of Agriculture with similar State grants. When reporting expenditures on this Schedule, the ESC assumes it expends federal monies first.

NOTE E – TRANSFERS BETWEEN PROGRAM YEARS

Federal regulations require schools to obligate certain federal awards by June 30. However, with the Ohio Department of Education's consent, schools can transfer unobligated amounts to the subsequent fiscal year's program. The ESC transferred the following amounts from 2018 to 2019 programs:

<u>Program Title</u>	<u>CFDA Number</u>	<u>Amt. Transferred</u>
Title I Grants to Local Educational Agencies	84.010	\$4,884
English Language Acquisition State Grants	84.365	\$22,447

The ESC transferred the following amounts from 2017 to 2018 programs:

Title I Grants to Local Educational Agencies	84.010	\$26
English Language Acquisition State Grants	84.365	\$23,864

This page intentionally left blank.



**INDEPENDENT AUDITOR'S REPORT ON INTERNAL CONTROL OVER
FINANCIAL REPORTING AND ON COMPLIANCE AND OTHER MATTERS
REQUIRED BY GOVERNMENT AUDITING STANDARDS**

North Central Ohio Educational Service Center
Seneca County
928 West Market Street
Tiffin, Ohio 44883-2529

To the Board of Governors:

We have audited, in accordance with auditing standards generally accepted in the United States and the Comptroller General of the United States' *Government Auditing Standards*, the financial statements of the governmental activities, each major fund, and the aggregate remaining fund information of North Central Ohio Educational Service Center, Seneca County, Ohio (the ESC) as of and for the year ended June 30, 2018, and the related notes to the financial statements, which collectively comprise the ESC's basic financial statements and have issued our report thereon dated February 15, 2019, wherein we noted the ESC adopted Governmental Accounting Standards Board (GASB) Statement No. 75, *Accounting and Financial Reporting for Postemployment Benefits Other than Pensions*.

Internal Control Over Financial Reporting

As part of our financial statement audit, we considered the ESC's internal control over financial reporting (internal control) to determine the audit procedures appropriate in the circumstances to the extent necessary to support our opinions on the financial statements, but not to the extent necessary to opine on the effectiveness of the ESC's internal control. Accordingly, we have not opined on it.

A *deficiency in internal control* exists when the design or operation of a control does not allow management or employees, when performing their assigned functions, to prevent, or detect and timely correct misstatements. A *material weakness* is a deficiency, or combination of internal control deficiencies resulting in a reasonable possibility that internal control will not prevent or detect and timely correct a material misstatement of the ESC's financial statements. A *significant deficiency* is a deficiency, or a combination of deficiencies, in internal control that is less severe than a material weakness, yet important enough to merit attention by those charged with governance.

Our consideration of internal control was for the limited purpose described in the first paragraph of this section and was not designed to identify all internal control deficiencies that might be material weaknesses or significant deficiencies. Given these limitations, we did not identify any deficiencies in internal control that we consider material weaknesses. However, unidentified material weaknesses may exist.

Compliance and Other Matters

As part of reasonably assuring whether the ESC's financial statements are free of material misstatement, we tested its compliance with certain provisions of laws, regulations, contracts, and grant agreements, noncompliance with which could directly and materially affect the determination of financial statement amounts. However, opining on compliance with those provisions was not an objective of our audit and accordingly, we do not express an opinion. The results of our tests disclosed no instances of noncompliance or other matters we must report under *Government Auditing Standards*.

Purpose of this Report

This report only describes the scope of our internal control and compliance testing and our testing results, and does not opine on the effectiveness of the ESC's internal control or on compliance. This report is an integral part of an audit performed under *Government Auditing Standards* in considering the ESC's internal control and compliance. Accordingly, this report is not suitable for any other purpose.



Keith Faber
Auditor of State

Columbus, Ohio

February 15, 2019



**INDEPENDENT AUDITOR'S REPORT ON COMPLIANCE WITH REQUIREMENTS
APPLICABLE TO THE MAJOR FEDERAL PROGRAM AND ON INTERNAL CONTROL OVER
COMPLIANCE REQUIRED BY THE UNIFORM GUIDANCE**

North Central Ohio Educational Service Center
Seneca County
928 West Market Street
Tiffin, Ohio 44883-2529

To the Board of Governors:

Report on Compliance for the Major Federal Program

We have audited North Central Ohio Educational Service Center, Seneca County, Ohio's (the ESC) compliance with the applicable requirements described in the U.S. Office of Management and Budget (OMB) *Compliance Supplement* that could directly and materially affect North Central Ohio Educational Service Center's major federal program for the year ended June 30, 2018. The *Summary of Auditor's Results* in the accompanying schedule of findings identifies the ESC's major federal program.

Management's Responsibility

The ESC's Management is responsible for complying with federal statutes, regulations, and the terms and conditions of its federal awards applicable to its federal programs.

Auditor's Responsibility

Our responsibility is to opine on the ESC's compliance for the ESC's major federal program based on our audit of the applicable compliance requirements referred to above. Our compliance audit followed auditing standards generally accepted in the United States of America; the standards for financial audits included in the Comptroller General of the United States' *Government Auditing Standards*; and the audit requirements of Title 2 U.S. *Code of Federal Regulations* Part 200, *Uniform Administrative Requirements, Cost Principles, and Audit Requirements for Federal Awards* (Uniform Guidance). These standards and the Uniform Guidance require us to plan and perform the audit to reasonably assure whether noncompliance with the applicable compliance requirements referred to above that could directly and materially affect a major federal program occurred. An audit includes examining, on a test basis, evidence about the ESC's compliance with those requirements and performing such other procedures as we considered necessary in the circumstances.

We believe our audit provides a reasonable basis for our compliance opinion on the ESC's major program. However, our audit does not provide a legal determination of the ESC's compliance.

One Government Center, Suite 1420, Toledo, Ohio 43604-2246
Phone: 419-245-2811 or 800-443-9276
www.ohioauditor.gov

Opinion on the Major Federal Program

In our opinion, North Central Ohio Educational Service Center complied, in all material respects with the compliance requirements referred to above that could directly and materially affect its major federal program for the year ended June 30, 2018.

Report on Internal Control Over Compliance

The ESC's management is responsible for establishing and maintaining effective internal control over compliance with the applicable compliance requirements referred to above. In planning and performing our compliance audit, we considered the ESC's internal control over compliance with the applicable requirements that could directly and materially affect a major federal program, to determine our auditing procedures appropriate for opining on each major federal program's compliance and to test and report on internal control over compliance in accordance with the Uniform Guidance, but not to the extent needed to opine on the effectiveness of internal control over compliance. Accordingly, we have not opined on the effectiveness of the ESC's internal control over compliance.

A deficiency in internal control over compliance exists when the design or operation of a control over compliance does not allow management or employees, when performing their assigned functions, to prevent, or to timely detect and correct, noncompliance with a federal program's applicable compliance requirement. *A material weakness in internal control over compliance* is a deficiency, or combination of deficiencies, in internal control over compliance, such that there is a reasonable possibility that material noncompliance with a federal program compliance requirement will not be prevented, or timely detected and corrected. *A significant deficiency in internal control over compliance* is a deficiency, or a combination of deficiencies, in internal control over compliance with federal program's applicable compliance requirement that is less severe than a material weakness in internal control over compliance, yet important enough to merit attention by those charged with governance.

Our consideration of internal control over compliance was for the limited purpose described in the first paragraph of this section and would not necessarily identify all deficiencies in internal control over compliance that might be material weaknesses or significant deficiencies. We did not identify any deficiencies in internal control over compliance that we consider to be material weaknesses. However, material weaknesses may exist that have not been identified.

This report only describes the scope of our internal control over compliance tests and the results of this testing based on Uniform Guidance requirements. Accordingly, this report is not suitable for any other purpose.



Keith Faber
Auditor of State

Columbus, Ohio

February 15, 2019

**NORTH CENTRAL OHIO EDUCATIONAL SERVICE CENTER
SENECA COUNTY**

**SCHEDULE OF FINDINGS
2 CFR § 200.515
JUNE 30, 2018**

1. SUMMARY OF AUDITOR'S RESULTS

<i>(d)(1)(i)</i>	Type of Financial Statement Opinion	Unmodified
<i>(d)(1)(ii)</i>	Were there any material weaknesses in internal control reported at the financial statement level (GAGAS)?	No
<i>(d)(1)(ii)</i>	Were there any significant deficiencies in internal control reported at the financial statement level (GAGAS)?	No
<i>(d)(1)(iii)</i>	Was there any reported material noncompliance at the financial statement level (GAGAS)?	No
<i>(d)(1)(iv)</i>	Were there any material weaknesses in internal control reported for major federal programs?	No
<i>(d)(1)(iv)</i>	Were there any significant deficiencies in internal control reported for major federal programs?	No
<i>(d)(1)(v)</i>	Type of Major Programs' Compliance Opinion	Unmodified
<i>(d)(1)(vi)</i>	Are there any reportable findings under 2 CFR § 200.516(a)?	No
<i>(d)(1)(vii)</i>	Major Programs (list):	Special Education Cluster (IDEA)
<i>(d)(1)(viii)</i>	Dollar Threshold: Type A/B Programs	Type A: > \$ 750,000 Type B: all others
<i>(d)(1)(ix)</i>	Low Risk Auditee under 2 CFR §200.520?	No

**2. FINDINGS RELATED TO THE FINANCIAL STATEMENTS
REQUIRED TO BE REPORTED IN ACCORDANCE WITH GAGAS**

None

3. FINDINGS FOR FEDERAL AWARDS

None



Tiffin Campus

928 W. Market St., Suite A
Tiffin, Ohio 44883
419-447-2927
419-447-2825 Fax

Mansfield Campus

State Support Team Region 7
1495 W. Longview Ave., Suite 200
Mansfield, Ohio 44906
419-747-4808

Marion Campus

333 E. Center St., Suite 101
Marion, Ohio 43302
740-387-6625
740-383-4804 Fax

**SUMMARY SCHEDULE OF PRIOR AUDIT FINDINGS
2 CFR 200.511(b)
JUNE 30, 2018**

Finding Number	Finding Summary	Status	Additional Information
2017-001	Material weakness due to errors over financial reporting.	Fully corrected.	

Dr. Jim Lahoski, Superintendent/CEO • Ms. Dawn Jacobs, Treasurer/CFO
Ms. Brenda Luhring, Deputy Superintendent • Mr. Michael McCreary, Director, Marion Campus

OHIO AUDITOR OF STATE
KEITH FABER



NORTH CENTRAL OHIO EDUCATIONAL SERVICE CENTER

SENECA COUNTY

CLERK'S CERTIFICATION

This is a true and correct copy of the report which is required to be filed in the Office of the Auditor of State pursuant to Section 117.26, Revised Code, and which is filed in Columbus, Ohio.

Susan Babbitt

CLERK OF THE BUREAU

**CERTIFIED
MARCH 7, 2019**